

Official Report of the Games of the XXIIIrd Olympiad Los Angeles, 1984



*I am the Olympic Games.
reach out for the space in the distances
where all thoughts to excel
join together
and fly with the strength
of the labors of Hercules
to declare infinitely across the universe,
that this my body is.*

*I am the Olympic Games,
gathered from all lands
to celebrate the gifts of struggle
of each man and woman
to expand the physical possibilities of themselves.
I come to excite the imagination,
to make the harmony of the extreme natures of man
and prove
that the earth moves only according to
the quality of life at play.*

*Je représente les Jeux Olympiques.
Je veux atteindre ce point de l'espace
où toutes les pensées d'excellence
se rassemblent.
Je vole
avec la vigueur d'Hercule
pour proclamer dans tout l'univers
l'existence de mon corps.*

*Je représente les Jeux Olympiques,
moisson glanée sur toutes les terres
pour célébrer la volonté de lutte,
de dépassement de soi-même
qui habite tous les hommes,
toutes les femmes.
Je viens pour enthousiasmer,
pour harmoniser les extrêmes
de l'homme,
pour prouver
que la terre n'évolue que selon
la qualité de la vie qui l'anime.*

*Official Report of the
Games of the
XXIIIrd Olympiad
Los Angeles, 1984*

Volume 2

Competition Summary and Results

Published by the Los Angeles Olympic Organizing Committee
Paul Ziffren, Chairman
Peter V. Ueberroth, President
Harry L. Usher, Executive Vice President/General Manager
Richard B. Perelman, Editor-in-Chief

Copyright ©1985 by the Los Angeles Olympic Organizing Committee. *Star in Motion* and *Sam the Olympic Eagle* copyright ©1980 by the Los Angeles Olympic Organizing Committee. Pictograms copyright ©1981, 1984 by the Los Angeles Olympic Organizing Committee. All rights reserved. Reproduction in any form prohibited without written permission of the publisher. International Standard Book Number 0-9614512-0-3. Library of Congress Catalog Card Number 85-50057. Printed in the United States of America.

Readers should note the following regarding the text of the Official Report:

- Use of male pronouns in the text imply the female throughout as appropriate.
- Measurements have been stated as actually made or used; thus, most measurements are stated using the U.S. Customary System. Interested readers should find little difficulty in converting the measurements presented to metric measurements if desired.
- The editors followed a general policy of identifying individuals by function rather than by name. It was felt that this would provide a clearer understanding of the interaction between departments and organizations and more properly reflect the collective accomplishments made during the organizing and operational periods.

Table of Contents/Table des Matieres

1	Photographic Essay/ Album Photographique	<i>Page 1</i>		
2	LA 84 Facts and Figures/ Les Faits et les Chiffres—LA 1984	<i>Page 199</i>	200 Calendar of events 201 Map of the competition sites 202 IOC abbreviations for the National Olympic Committees 203 Listing of the competitors 223 Competitors disqualified by the IOC Medical Commission 224 NOC participation by sport 228 Medal winners 233 World and Olympic record recapitulation 236 Summary of attendance by sport 241 Summary of delegation composition by NOC	200 Programme des manifestations 201 Carte des lieux de compétition 202 Dénominations officielles abrégées des Comités Nationaux Olympique 203 Liste des concurrents 223 Concurrents disqualifiés par la Commission Médicale du CIO 224 Participation des CNO aux différents sports 228 Médailles 233 Récapitulatif des records du monde et des records olympiques 236 Récapitulatif du nombre de spectateurs. Ventilation par sport 241 Récapitulatif de la composition des délégations. Ventilation par CNO
3	Results of the Games of the XXIIIrd Olympiad/ Resultats des Jeux de la XXIIIe Olympiade	<i>Page 243</i>	245 Opening Ceremonies 249 Archery 255 Athletics 293 Baseball 303 Basketball 329 Boxing 361 Canoeing 373 Cycling 381 Equestrian Sports 387 Fencing 417 Football 433 Gymnastics 445 Handball 469 Hockey 489 Judo 511 Modern Pentathlon 517 Rowing 531 Shooting 539 Swimming 585 Tennis 591 Volleyball 609 Weightlifting 617 Wrestling 633 Yachting 655 Closing Ceremonies	245 Les Ceremonies d'Ouverture 249 Tir à l'arc 255 Athlétisme 293 Base-ball 303 Basket-ball 329 Boxe 361 Canoë 373 Cyclisme 381 Sports équestres 387 Escrime 417 Football 433 Gymnastique 445 Handball 469 Hockey 489 Judo 511 Pentathlon moderne 417 Aviron 531 Tir 539 Natation 585 Tennis 591 Volley-ball 609 Haltérophilie 617 Lutte 633 Voile 655 Les Ceremonies de Cloture

A look back at the Games of the XXIIIrd Olympiad July 28 — August 12, 1984

28 Opening Ceremonies set the tone for an exciting two weeks with a spectacular four-hour production.

Highlights included an appearance by a rocket man and a musical medley played by the All-American Olympic Marching Band entitled "Music of America." A procession of 140 nations paraded into the Coliseum in slightly less than 1½ hours. Remarks were made by LAOOC President Peter Ueberroth and IOC President Juan Antonio Samaranch, while the President of the United States, Ronald Reagan, gave the welcoming proclamation. The Olympic torch was carried into the stadium by Gina Hemphill and the Olympic flame was lit by Rafer Johnson.

29 Xu Haifeng (CHN) wins the first gold medal awarded at the Games in the free pistol competition and it is the first medal ever won in Olympic competition by the People's Republic of China. Steve Lundquist (USA) and Michael Gross (FRG) set world records in the 100-meter breaststroke and 200-meter freestyle, respectively. More than 200,000 spectators crowd the streets of Mission Viejo to witness U.S. athletes Connie Carpenter-Phinney and Alexi Grewal win the individual road races in cycling.

30 Alex Baumann (CAN) establishes an Olympic record in the 400-meter individual medley, the first gold medal in swimming for his country in 72 years. Michael Gross (FRG) sets his second world record, finishing first in the 100-meter butterfly. The 4 x 200-meter freestyle relay team from the USA sets a world record edging the quartet from the FRG anchored by Gross. Wu Shude (CHN) wins the bantamweight (56 kg) division in weightlifting as China captures the gold and silver medals for the second straight day.

31 USA surprisingly wins the team competition in men's gymnastics, its first gymnastics team medal in the 52 years the team medal has been awarded. The USA also captures five gold medals in swimming as Tiffany Cohen (400-meter freestyle) and Rowdy Gaines (100-meter freestyle) set Olympic records. CHN extends its domination in weightlifting, capturing the gold medal for the third straight day, this time by Weiqiang Chen in the featherweight (60 kg) category.

1 Romania captures the team title in women's gymnastics behind the stellar performance of Ecaterina Szabo while Malcolm Cooper (GBR) equals the world record in winning the small bore rifle event. Steve Fraser (USA) wins the light heavyweight (90 kg) division in Greco-Roman wrestling, his country's first gold medal ever in the sport. Daniele Masala (ITA) wins the modern

pentathlon and paces the Italians to the team title. Steve Hegg (USA) captures the 4000-meter pursuit in cycling and CHN again wins the gold medal in weightlifting.

2 Koji Gushiken (JPN) wins the all-around gymnastics competition, scoring no less than 9.9 in any of his six routines. Karl-Heinz Radschinsky (FRG) ends the CHN winning streak in weightlifting by winning the middleweight (75 kg) division. Victor Davis (CAN) sets a world record in his victory in the 200-meter breaststroke and Wu Xiaoxuan (CHN) becomes the first Chinese athlete ever to win two medals as she finishes first in the small bore standard rifle event after capturing the bronze medal in air rifle three days earlier.

3 Mary Lou Retton (USA) wins the women's all-around championship in gymnastics, the first medal ever for an American woman in the all-around competition. Mexico and France win their first gold medals of the Games: Ernesto Canto paces a 1-2 finish for Mexico in the 20-kilometer walk and Philippe Heberle (FRA) tops the field in the air rifle event. In cycling, Australia wins the team pursuit competition and Roger Ilegems (BEL) captures the individual points race. Mark Todd (NZL) wins the equestrian three-day event aboard "Charisma" for his country's first medal in the event.

4 Li Ning (CHN) wins three gold medals in individual gymnastics competition: rings, floor exercise and side horse. Carl Lewis (USA) wins the 100-meter dash and Glynis Nunn (AUS) captures the first-ever Olympic women's heptathlon. Alex Baumann (CAN) wins his second gold medal by winning the 200-meter individual medley in world record time. The USA sweeps all the relays to finish with 21 gold medals in swimming. Romanian rowers win five of six events, finishing second in the one event they did not win.

5 Joan Benoit (USA) wins the first women's marathon in Olympic history by nearly 1½ minutes. Edwin Moses (USA) finishes first in the 400-meter intermediate hurdle race, his 105th consecutive victory and a repeat of his 1976 Olympic victory. Evelyn Ashford (USA) set an Olympic record in scoring an easy victory in the women's 100 meters. Ecaterina Szabo (ROM) wins three gold medals in individual gymnastics events: vault, balance beam and floor exercise. Nicu Vlad (ROM) set an Olympic record in winning the middle heavyweight (90 kg) division in weightlifting. Canada wins the glamour race in rowing, the men's eights, while Italy captures cycling's 100-kilometer team time trial.

6 Joaquim Cruz (BRA) sets an Olympic record in the 800 meters, the only gold medal captured by Brazil during the Games. Valerie Brisco-Hooks (USA) wins the women's 400 meter run, the first of her three gold medals. Alberto Cova (ITA) wins the 10,000-meter run, the first time an Italian runner has ever won this event. Japan and USA advance to the baseball final by scoring semi-final wins over TPE and KOR, respectively. Sylvie Bernier (CAN) finishes first in the women's springboard diving event, bettering Canada's best previous finish, a bronze medal in 1956. Italy wins the men's team foil led by Mauro Numa who four days earlier won the individual foil.

7 On a day when many team championships were decided, China captures women's volleyball, Cheryl Miller paces the United States women to the basketball gold medal and Japan defeats the USA 6-2 in baseball. Yugoslavia clinches the championship in men's handball with a 19-18 victory over Romania and the USA wins the equestrian team jumping event. In yachting, Spain, New Zealand and the USA all clinch gold medals.

8 Nawal El Moutawakel wins the first women's 400-meter intermediate hurdle event—the first gold medal ever won by a Moroccan athlete. Alonzo Babers (USA) wins an exciting 400-meter run edging Gabriel Tiacoh (CIV), who wins his nation's first-ever medal, and Carl Lewis (USA) leads a USA medal sweep in the 200 meter dash. A crowd of more than 100,000 at the Rose Bowl watches France defeat Yugoslavia in overtime, 4-2, assuring the French of their first medal ever in football. Dinko Lukim (AUS) wins the super-heavyweight weightlifting title (110 + kg) and Greg Louganis (USA) takes the springboard diving gold medal.

9 Daley Thompson (GBR) wins the decathlon, repeating his Moscow Olympic triumph in 1980, and misses setting a world record by one point. Yugoslavia clinches the gold medal in women's handball by scoring a 31-25 victory over China while Tracie Ruiz and Candy Costie (USA) capture the gold medal in the initial Olympic synchronized swimming duet competition. FRG wins the team dressage event in equestrian and the USA advances a total of 10 boxers to the gold-medal bouts.

10 Julius Korir (KEN) becomes the only Kenyan athlete to win a gold medal at the Games by scoring an impressive victory in the 3000-meter steeplechase. Ulrike Meyfarth (FRG) repeats her 1972 Olympic victory by capturing the women's high jump and Agneta Andersson (SWE) wins two gold medals in canoeing as her King and Queen look on. The USA wins the

gold medal in men's basketball 96-65 over Spain and Yugoslavia edges Italy 2-1 to finish third in football. New Zealand continues to dominate men's canoeing events and Yugoslavia ties the USA 5-5 in water polo, but wins the gold medal on goal differential. Zhao Jihong (CHN) wins the women's platform diving competition and Italy takes a fencing gold medal in team sabre.

11 Carl Lewis anchors the USA 4 x 100-meter relay team to victory in world record time, accomplishing his goal of winning four gold medals. The USA also wins all four athletics' relays, the first time one nation has done so in Olympic history. Sebastian Coe (GBR) wins his second consecutive Olympic 1500-meter crown to become the first runner in Olympic history to attain this feat. Pakistan wins the gold medal in men's hockey for its only medal in the 1984 Olympics. Stefan Edberg (SWE) and Steffi Graf (FRG) win the men's and women's tennis competitions, respectively, and Alan Thompson (NZL) takes the kayak singles and helps the NZL team win the kayak fours crowns. Darrell Pace (USA) repeats his 1976 Olympic archery championship as he edges teammate Richard McKinney for the gold medal. Hyang-Soon Seo and Jin-Ho Kim (KOR) win their nation's first-ever archery medals finishing first and third in the women's competition. France wins the gold medal in football with a 2-0 victory over Brazil while the USA captures nine gold medals in boxing.

12 Carlos Lopes (POR) wins the men's marathon for his country's first medal in the event. Greg Louganis (USA) and Tracie Ruiz (USA) each win their second gold medals in platform diving and synchronized swimming, respectively, and Joe Fargis and Conrad Homfeld finish 1-2 for the United States in equestrian's individual jumping event. Closing Ceremonies conclude the Games of the XXIIIrd Olympiad with a breathtaking show in the Coliseum. Included in the show is a visit by a spaceship, the traditional parade of athletes, the extinguishing of the Olympic flame and a spectacular fireworks show. The evening and the Games come to an end with a nine-minute performance by recording artist Lionel Richie.

28 Cérémonies d'ouverture: quatre heures d'un spectacle exceptionnel donnent le ton des deux semaines qui vont suivre. Parmi les moments inoubliables: l'apparition de l'homme-fusée et le fabuleux pot-pourri musical interprété par la fanfare olympique "All American Marching Band". Le défilé des athlètes appartenant aux 140 nations, dans le stade du Coliseum, dura au total un peu moins d'une heure et demie. Après que M. Peter Ueberroth, Président du LAOOC, et S.E. M. Juan Antonio Samaranch, Président du CIO, eurent pris la parole, c'est M. Ronald Reagan, Président des Etats-Unis, qui proclame l'ouverture des Jeux. Le flambeau olympique pénètre dans le stade, porté par Gina Hemphill et c'est à Rafer Johnson que revient l'honneur d'allumer la flamme olympique.

29 Xu Haifeng (CHN) remporte la première médaille d'or des Jeux au titre de l'épreuve de tir au pistolet. C'est la première médaille olympique remportée par la République Populaire de Chine. Steve Lundquist (USA) et Michael Gross (FRG) établissent de nouveaux records du monde au 100m brasse et au 200m nage libre. Plus de 200000 spectateurs se rassemblent dans les rues de Mission Viejo pour encourager les coureurs cyclistes américains Connie Carpenter-Phinney et Alexi Grewal qui remportent les épreuves individuelles de cyclisme sur route.

30 Alex Baumann (CAN) établit un nouveau record olympique du 400m quatre nages, donnant à son pays sa première médaille d'or en natation depuis soixante douze ans. Pour la seconde fois, Michael Gross (FRG) qui gagne le 100m papillon, bat le record du monde. Le relais 4 x 200m nage libre est remporté par l'équipe des Etats-Unis qui établit un nouveau record du monde, en battant de très peu l'équipe de la République Fédérale d'Allemagne menée par Gross. Wu Shude (CHN) remporte la médaille d'or de la catégorie poids coq (56kg) en haltérophilie, la République Populaire de Chine s'assurant ainsi des médailles d'or et d'argent pour le deuxième jour consécutif.

31 Les Etats-Unis créent une surprise en remportant, pour la première fois depuis la création de cette médaille il y a 52 ans, l'épreuve de gymnastique masculine par équipe. Ce même jour, les Etats-Unis récoltent cinq médailles d'or en natation, tandis que Tiffany Cohen (400m nage libre) et Rowdy Gaines (100m nage libre) établissent de nouveaux records olympiques. La République Populaire de Chine continue à dominer les épreuves d'haltérophilie en remportant une médaille d'or pour le troisième jour consécutif, grâce à Weiqiang Chen dans la catégorie poids plume (60kg).

1 La Roumanie remporte le titre olympique de gymnastique féminine par équipe grâce à la performance exceptionnelle d'Ecaterina Szabo, tandis que Malcolm Cooper (GBR) égale le record du monde en remportant l'épreuve de tir au pistolet de petit calibre. L'Américain Steve Fraser remporte l'épreuve de lutte gréco-romaine dans la catégorie des poids mi-lourds, donnant ainsi aux Etats-Unis leur première médaille d'or dans ce sport. L'Italien Daniele Masala

termine en tête du pentathlon moderne et met l'Italie en bonne place pour remporter le titre par équipe. En cyclisme, Steve Hegg (USA) remporte le 4000m poursuite et la République Populaire de Chine enlève une nouvelle médaille d'or en haltérophilie.

2 Koji Gushiken (JPN) remporte le concours général de gymnastique, atteignant le score de 9,9, ou plus, dans chacun des six exercices. Karl-Heinz Radschinsky (FRG) réussit à interrompre la série des victoires chinoises en haltérophilie en obtenant la médaille d'or dans la catégorie poids moyen. Victor Davis (CAN) gagne le 200m brasse en battant le record du monde, tandis que Wu Xiaoxuan (CHN) devient la première athlète chinoise à remporter deux médailles en terminant première dans l'épreuve de tir à la carabine de petit calibre, après avoir remporté la médaille de bronze au tir à la carabine à air comprimé trois jours auparavant.

3 Mary Lou Retton (USA), médaille d'or au concours général de gymnastique féminine, est la première américaine à remporter une médaille olympique dans cette épreuve. Le Mexique et la France remportent leur première médaille d'or: Ernesto Canto remporte la marche de 20km suivi d'un de ses compatriotes, tandis que Philippe Héberlé remporte la victoire dans le tir à la carabine à air comprimé. En cyclisme, l'Australie gagne l'épreuve de poursuite par équipe et Roger Ilegems (BEL) remporte l'épreuve individuelle aux points. Mark Todd sur Charisma termine premier au concours complet d'équitation, assurant à la Nouvelle Zélande sa première médaille dans ce type d'épreuve.

4 Li Ning (CHN) remporte trois médailles d'or dans les épreuves de gymnastique individuelle: anneaux, exercices au sol et cheval d'arçons. Carl Lewis (USA) remporte le 100m plat et Glynis Nunn (AUS) reçoit la médaille d'or au premier heptathlon féminin des Jeux Olympiques. Alex Baumann (CAN) gagne sa seconde médaille d'or dans le 200m quatre nages et bat le record du monde. Les Etats-Unis remportent tous les relais, si bien qu'ils terminent les épreuves de natation avec vingt et une médailles d'or. Les rameurs roumains gagnent cinq des six épreuves d'aviron et finissent seconds dans la seule épreuve où ils ne remportent pas de médaille d'or.

5 Joan Benoit (USA) remporte le premier marathon féminin de l'histoire olympique avec une avance de près d'1 minute 30 secondes. Renouvelant son succès de 1976, l'Américain Edwin Moses triomphe dans le 400m haies, remportant cette épreuve pour la cent cinquième fois consécutive. Evelyn Ashford (USA) remporte facilement le 100m féminin, établissant un nouveau record olympique. Ecaterina Szabo (ROM) glane trois médaille d'or dans les épreuves individuelles de gymnastique: saut, poutre et exercices au sol. Nicu Vlad (ROM) établit un nouveau record olympique d'haltérophilie dans la catégorie poids moyens (90kg). Le Canada remporte l'épreuve reine de l'aviron, le huit avec barreur, tandis qu'en cyclisme, l'Italie gagne l'épreuve des 100km contre la montre.

6 Joaquim Cruz (BRA) établit un nouveau record olympique du 800m; ce sera pour le Brésil, la seule médaille d'or de ces Jeux. Valerie Brisco-Hooks (USA) gagne le 400m féminin, première des trois médailles d'or qu'elle va récolter. Alberto Cova (ITA) remporte le 10 000m. premier coureur italien à gagner cette épreuve. Le Japon et les Etats-Unis se qualifient pour la finale du baseball en remportant les demi-finales, respectivement sur Chinese Taipei et la Corée. Sylvie Bernier (CAN) est médaille d'or de plongeon au tremplin, améliorant ainsi sensiblement la meilleure performance de son pays dans cette épreuve (une médaille de bronze obtenue en 1956). Groupée derrière Mauro Numa qui avait remporté l'épreuve individuelle quatre jours auparavant, l'Italie remporte l'épreuve du fleuret par équipe.

7 C'était la journée des sports d'équipe et des titres par équipe: la République Populaire de Chine remporte le volley-ball féminin, Cheryl Miller emmène l'équipe féminine américaine vers la médaille d'or de basket-ball et le Japon remporte le titre de baseball en battant les Etats-Unis 6 à 2. La Yougoslavie gagne la médaille d'or de handball masculin sur le score de 19 à 18 contre la Roumanie, tandis qu'en équitation, les Etats-Unis gagnent l'épreuve du concours de sauts d'obstacles par équipe. En yachting, l'Espagne, la Nouvelle-Zélande et les Etats-Unis remportent des médailles d'or.

8 Nawal El Moutawakel gagne le premier 400m haies féminin, donnant ainsi au Maroc sa première médaille d'or. Avec une très faible avance sur Gabriel Tiacoh—première médaille olympique pour la Côte-d'Ivoire—Alonzo Babers (USA) remporte un 400m exceptionnel. Carl Lewis (USA) triomphe de ses compatriotes dans le 200m plat. Au stade du Rose Bowl, une foule de plus de 100 000 spectateurs assiste à la victoire en football—4 à 2 après prolongations—de la France sur la Yougoslavie; la France étant dès lors assurée d'obtenir sa première médaille dans ce sport. Dinko Lukim (AUS) remporte l'haltérophilie dans la catégorie des super-lourds (110kg et plus) tandis que Greg Louganis (USA) est médaille d'or du plongeon au tremplin.

9 Daley Thompson (GBR) remporte le décathlon à un point du record du monde. Battant la République Populaire de Chine par 31 à 25, la Yougoslavie gagne la médaille d'or du handball féminin tandis que les Américaines Tracie Ruiz et Candy Costie remportent la première médaille d'or olympique de natation synchronisée en duo. En sports équestres, la République Fédérale d'Allemagne remporte l'épreuve de dressage par équipe et les Etats-Unis font progresser dix boxeurs vers les matches de finales.

10 Superbe vainqueur du 3000m steeple, Julius Korir devient le seul athlète kenyan à remporter une médaille d'or aux Jeux. Ulrike Meyfarth (FRG) répète sa victoire olympique de 1972 en remportant le saut en hauteur féminin et Agneta Andersson (SWE) remporte deux médailles d'or en canoë, sous le regard de ses souverains. Victorieux de l'Espagne par 96 à 65, les Etats-Unis gagnent la médaille d'or du basket-ball féminin et, par 2 à 1, la Yougoslavie l'emporte sur l'Italie pour la

médaille de bronze de football. La Nouvelle-Zélande continue de dominer les épreuves de canoë et la Yougoslavie se retrouve à égalité avec les Etats-Unis, 5 à 5, en water-polo, mais se voit attribuer la médaille d'or grâce à son meilleur goal average. Zhao Jihong (CHN) remporte l'épreuve de plongeon de haut-vol féminin et l'Italie gagne la médaille d'or en sabre par équipe.

11 Dans le relais 4 x 100m, Carl Lewis fait voler vers la victoire l'équipe des Etats-Unis qui bat le record du monde. Lewis réalise ainsi l'ambitieux objectif des quatre médailles d'or qu'il s'était assigné, tandis que les Etats-Unis gagnent les quatre courses de relais d'athlétisme: c'est la première fois dans l'histoire olympique qu'un pays réussit cette performance. Autre première olympique, Sebastian Coe (GBR) remporte, dans le 1500m, sa deuxième médaille d'or consécutive. Avec le titre de hockey masculin, le Pakistan gagne sa seule médaille d'or des Jeux de 1984. Stefan Edberg (SWE) et Steffi Graf (FRG) remportent respectivement les compétitions de tennis masculin et féminin, tandis qu'Alan Thompson remporte l'épreuve de kayak monoplace et contribue à la victoire de l'équipe de Nouvelle-Zélande dans l'épreuve du kayak à quatre. Médaille d'or de la compétition de tir à l'arc olympique de 1976, Darrell Pace (USA) réitère cette performance à Los Angeles, gagnant d'une faible marge sur son équipier Richard McKinney. Hyang-Soon Seo et Jin-Ho Kim (KOR) gagnent les premières médailles de tir à l'arc jamais remportées par leur pays, finissant première et troisième des épreuves féminines. La France remporte la médaille d'or de football par 2 à 0 sur le Brésil, tandis qu'en boxe les Etats Unis récoltent neuf médailles d'or.

12 Carlos Lopes remporte le marathon masculin, donnant ainsi au Portugal sa première médaille dans l'épreuve. Greg Louganis (USA) et Tracie Ruiz (USA) gagnent leur deuxième médaille d'or, le premier en plongeon de haut-vol, la seconde en natation synchronisée. En équitation, Joe Fargis (USA) et Conrad Homfeld (USA) finissent premier et second dans l'épreuve individuelle de sauts d'obstacles. Les Jeux de la XXIIIe Olympiade s'achèvent au stade du Coliseum par un spectacle féérique. L'apparition d'un vaisseau spatial de rêve, la grande parade des athlètes, la cérémonie d'extinction de la flamme olympique et la multiple splendeur du feu d'artifice soulèvent l'enthousiasme des spectateurs. La soirée et les Jeux se terminent en musique avec le chanteur Lionel Richie.



*The Olympic torch moves across the country on its coast-to-coast relay.
LAOOC photo by Paul Slaughter.*

*Le Relais du Flambeau emporte la flamme olympique des rives de l'Atlantique à celles du Pacifique.
Photo LAOOC—Paul Slaughter.*



*An excited crowd watches the Torch Relay pass through Denver, Colorado.
LAOOC photo by Paul Slaughter.*

*Une foule enthousiaste assiste à Denver, dans l'état du Colorado, au passage du Flambeau.
Photo LAOOC—Paul Slaughter.*



*New York City is the site of the start of the Olympic Torch Relay.
LAOOC photo by Paul Slaughter.*

*Le Relais du Flambeau Olympique prend le départ à New York.
Photo LAOOC—Paul Slaughter.*



*The Olympic Mural Project includes works of 10 major Los Angeles artists.
LAOOC photo by Paul Slaughter.*

*Le Projet de Décoration Murale Olympique présente les oeuvres de 10 artistes de Los Angeles.
Photo LAOOC—Paul Slaughter.*



The 10-week long Olympic Arts Festival includes about 1,500 artists from around the world. LAOOC photo by Paul Slaughter.

Pendant dix semaines, le Festival Olympique des Arts rassemble 1500 artistes venus du monde entier. Photo LAOOC—Paul Slaughter.



A member of Le Theatre du Soleil prepares for that group's rendition of Henry IV during the Olympic Arts Festival LAOOC photo by Paul Slaughter.

Pendant le Festival Olympique des un membre de la troupe du Théâtre Soleil se prépare pour une représentation de "Henry IV" de Shakespeare. Photo LAOOC-Paul Slaughter.



*Le Theatre du Soleil/performs Shakespeare's Richard II/nd as part of the Olympic Arts Festival.
LAOOC photo by Paul Slaughter.*

*Dans le cadre du Festival Olympique des Arts, la troupe du Théâtre du Soleil présente "Richard II" de Shakespeare.
Photo LAOOC—Paul Slaughter.*



As part of a triumphant welcome to the world, a Rocket Man jets in through the Coliseum peristyle at the start of the Opening Ceremonies. LPI/84 photo by Michael Yada.

Au debut des Cérémonies d' Ouverture, un Homme Fusée jaillit du péristyle du Coliseum pour souhaiter triomphalement la bienvenue aux spectateurs venus du monde entier.

LPI/84-Michael Yada.



More than 1,200 balloons with "Welcome" streamers attached in 23 languages are released at the start of Opening Ceremonies Photo by Bob Kuhn

Plus de 1200 ballons sont lâchés au début des Cérémonies d'Ouverture, déroulant après eux des banderoles sur lesquels le mot "Welcome" est traduit en 23 langues. Photo Bob Kuhn.



*Flags of all 140 participating nations form the largest spectator card
stunt in the history of the Olympic Games. LPI/84 photo by Mark Kaufman.*

*Le plus grand spectacle de cartes de toute l'histoire des Jeux pavaise
les drapeaux des 140 pays participant à l'Olympiade. Photo LPI/84-Mark Kaufman*



Outstanding band students from all 150 states make up the 800-member Olympic Marching Band, shown here entertaining the crowd at Opening Ceremonies. LPI/84 photo by Joe DiMaggio.

Photographés lors des Cérémonies d'Ouverture les 800 exécutants qui forment la grande fanfare "Olympic Marching Band" viennent des universités de tous les états de l'Union. Photo LPI/84 - Joe DiMaggio.



A crowd of over 92,000 spectators and a television audience estimated at more than 2.5 billion people witnessed the Opening Ceremonies celebration. LPI/84 photo by Michael Yada.

Les Cérémonies d'Ouverture des Jeux se déroulent devant 92000 spectateurs et sur les écrans de plus de 2,5 milliards de téléspectateurs. Photo LPI/84 - Michael Yada.



The Antwerp Flag exchange takes place between IOC President Juan Antonio Samaranch, Los Angeles Mayor Tom Bradley and LAOOC Chairman Paul Ziffren. LPI/84 photo by Robert long.

*L'échange du drapeau olympique, le "drapeau d'Anvers", s'effectue entre S. E. M. Juan Antonio Samaranch, Président du CIO, M. Tom Bradley, Maire de Los Angeles, et M. Paul Ziffren, Président du Conseil d'Administration du LAOOC
Photo LPI84-Robert Long*



Over 200 athletes from the People's Republic of China march in the Opening Ceremonies and receive an especially warm and enthusiastic response from the Coliseum crowd. LAOOC photo by Paul Slaughter.

Plus de 200 athlètes de la République Populaire de Chine pénètrent dans l'arène du Coliseum sous /es acclamations enthousiastes de la foule. Photo LAOOC-Paul Slaughter.



Among the performers at Opening Ceremonies are the flagbearers of each National Olympic Committee, dressed in their native costumes. LPI/84 photo by Jonathan Selig.

Lors des Cérémonies d'Ouverture, les porte-drapeaux de chaque Comité National Olympique ont revêtu le costume traditionnel de leurs pays. Photo LAOOC-Jonathan Selig.



A total of 140 delegations march into the Coliseum during Opening Ceremonies in just over one hour and twenty minutes. LPI/84 photo by Michael Yada.

Il ne fallut qu'une heure vingt aux 140 délégations pour pénétrer sur terrain du Coliseum pendant /es Cérémonies d'Ouverture. Photo LPI/84-Michael Yada.



Exposition Park, located outside the Co//sewn, is the site of this monumental archway. LPI/84 photo by George Long.

Ce portail monumental est situé à l'entrée du Coliseum dans Exposition Park. Photo LPI/84-George Long.



The torch is run into the stadium during Opening Ceremonies by Gina Hemphill, granddaughter of Jesse Owens and one of two runners to run the first kilometer of the Torch Relay. LPI/84 photo by Jonathan Selig.

Pendant les Cérémonies d'Ouverture, le Flambeau pénètre dans le stade du Coliseum au bras de la petite fille de Jesse Owens, Gina Hemphill, qui avait été l'une des deux personnes à porter la Torche au cours du premier kilomètre du Relais. Photo LPI/84-Jonathan Selig.



Rafer Johnson, 1960 decathlon gold medalist, lights the Olympic Flame, signifying the opening of the Games. LPI/84 photo by Michael Yada.

Médaille d'Or du décathlon 1960, Rafer Johnson allume la Flamme Olympique, marquant ainsi l'ouverture des Jeux. Photo LPI/84-Michael Yada.



Over 7,000 athletes, coaches and team officials from 140 nations enjoy the festive activities presented during Opening Ceremonies. LAOOC photo by Paul Slaughter

Plus de 7000 athlètes, entraîneurs et officiels venant de 140 pays participent joyeusement au spectacle présenté pendant les Cérémonies d'Ouverture.

Photo LAOOC-Paul Slaughter.



The Los Angeles Memorial Coliseum is the site of athletics as well as Opening and Closing Ceremonies. Photo courtesy of Bright & Associates.

Le stade du Memorial Coliseum est le lieu des compétitions d'athlétisme ainsi que celui des Cérémonies d'Ouverture et de Clôture. Photo publiée avec l'accord de Bright&Associates.



Carl Lewis (USA), winner of four gold medals, sprints to victory in the 200 meters. LPI/84 photo by Robert Long.

Carl Lewis /USA) sprinte vers la victoire dans le 200 mètres plat, l'une des quatre médailles d'or qu'il récoltera. Photo LPI/84-Robert Long.



Jose Abascal (ESP) on his way to victory in the first 1500 meter semi-final. Ahead of Sebastian Coe (GBR) and Steve Scott (USA). LAOOC photo by Paul Slaughter.

José Abascal (ESP) sera le vainqueur de la première demi-finale du 1500 mètres devant Sebastian Coe (GBR) et Steve Scott (USA). Photo LAOOC-PaulSlaughter.



Daley Thompson (GBR) long jumps en route to the gold medal in the decathlon. LAOOC photo by Paul Slaughter.

Saut en longueur de Daly Thompson (GBR), jalon sur le chemin qui le mènera à la médaille d'or du décathlon. Photo LAOOC-Paul Slaughter.



Jurgens Hingsen (FRG) wins the decathlon silver medal. LPI/84 photo by John G. Zimmerman.

Jurgens Hingsen (FRG) remporte la médaille d'argent du décathlon. Photo LPI/84-John G. Zimmerman



Teams battle for medals in the finals of the men's kayak-2 1000 meters. LPI/84 photo by Paul Kennedy.

Bataille pour /es médailles dans la finale du kayak biplace 1000 mètres. Photo LPI/84-Paul Kennedy.



Surenda Hamal (NEP) competes in the 67.5 kg category of weightlifting. LPI/84 photo by Joe DiMaggio.

Surenda Hamal (NEP), l'un des concurrents de la catégorie jusqu' à 67,5 kilos joyeusement au spectacle présenté pendant les Cérémonies d'Ouverture. en haltérophilie. Photo LPI/84-Joe DiMaggio.



The Federal Republic of Germany finishes with the bronze medal in the 4000 meter team pursuit. LPI/84 photo by Lewis Portnoy.

La République Fédérale d'Allemagne remporte la médaille de bronze dans le 4 000 mètres poursuite par équipe. Photo LPI/84-Lewis Portnoy.



*Australia and Italy fight to a 8-8 deadlock in this first round match. LPI/84
photo by Lewis Portnoy*

*L'Australie et l'Italie seront à égalité 8-8 à l'issue de ce match de la première série
des éliminatoires. Photo LPI/84-Lewis Portnoy*



Steve Ovett (GBR) collapses after barely qualifying for the 800 meter final. Photo by Bob Kuhn.

Steve Ovett (GBR) s'effondre après s'être qualifié de justesse pour la finale du 800 mètres. Photo Bob Kuhn.



Randy Lewis (USA) outpoints Cris Brown (AUS) in freestyle wrestling. NOPP photo by Mark Baster/Los Angeles Times.

Randy Lewis (USA) bat Cris Brown (AUS) aux points en lutte libre. Photo NOPP-Mark Bostei/Los Angeles Times.



In this semi-final football match played at the Rose Bowl, France defeats Yugoslavia 4-2 in overtime. LAOOC photo by Paul Slaughter.

A l'issue de cette demi-finale de football jouée au Rose Bowl, la France bat la Yougoslavie 4-2 après prolongation. Photo LAOOC-Paul Slaughter.



Ed Etzel(USA) won the gold medal in the small bore rifle competition. NOPP photo by Larry Bessel/Los Angeles Times.

Ed Etzel (USA) remporte la médaille d'or dans l'épreuve de carabine de petit calibre. Photo NOPP-Larry Bessel/Los Angeles Times.



*Greg Louganis (USA) won gold medals in both springboard and platform diving.
LPI/84 photo by John G. Zimmerman.*

*Greg Louganis (USA) remporte deux médailles d'or pour le plongeon au tremplin
et le plongeon de haut vol. Photo LPI/84-John G. Zimmerman.*



Linda Martin (GBR), left, and Dorina Vaccaroni (ITA), right, battle in ladies' individual foil. LPI/84 photo by Michael Yada.

Linda Martin (GBR), à gauche, et Dorina Vaccaroni (ITA), à droite, s'affrontent dans l'épreuve individuelle féminine de fleuret. Photo LPI/84-Michael Yada.



*Rhythmic gymnastics is introduced for the first time in Olympic competition.
LPI/84 photo by Michael Yada.*

*L'épreuve de gymnastique rythmique est présentée pour la première fois dans
le cadre des compétitions olympiques. Photo LPI/84-Michael Yada.*



Ulrike Meyfarth (FRG) wins her second Olympic high jump gold medal with a leap of 2.02 meters. LPI/84 photo by Lewis Portnoy.

Pour la deuxième fois de sa vie, Ulrike Meyfarth (FRG) remporte la médaille d'or du saut en hauteur. Elle a passé 2,02 mètres. Photo LPI/84-Lewis Portnoy.



Zdrako Radjenovic (YUG) attempts a shot in the gold medal game for team handball. Yugoslavia defeats the Federal Republic of Germany 18-17. LPI/84 photo by Lewis Portnoy.

Zdrako Radjenovic (YUG) cherche à effectuer un tir dans le match pour la médaille d'or de handball. La Yougoslavie vaincra la République Fédérale d'Allemagne 18-17. Photo LPI/84-Lewis Portnoy.



Zola Budd (GBR) and Mary Decker (USA). leading eventual winner Maricica Puicaaa (ROM) in the 3000 meter final. LPI/84 photo by Robert Long.

Zola Budd (GBR) et Mary Decker (USA) mènent devant Maricica Puica (ROM), qui gagnera la finale du 3000 mètres. Photo LPI/84-Robert Long.



Japan captures the gold medal in baseball with a 6-3 win over the United States. L.A. Dodgers photo by Richard S. Kee

Le Japon remporte la médaille d'or de baseball 6-3 sur les Etats-Unis. Photo LA Dodgers/Richard S. Kee.



Federal Republic of Germany's Michael Gross, winner of three individual medals, swims to the silver medal in the final of the 200 meter butterfly. LPI/84 photo by John G. Zimmerman.

Michael Gross (FRG), gagnant de trois médailles individuelles, va bientôt remporter la médaille d'argent dans la finale du 200 mètres papillon. Photo LPI/84-John G. Zimmerman.



Peter Vidmar, member of the United States gold medal team, performs a floor exercise routine. LPI/84 photo by Robert Long.

Peter Vidmar, membre de l'équipe américaine qui remportera la médaille d'or, exécute son programme d'exercices au sol. Photo LPI/84-Robert Long.



Gymnast Ecaterina Szabo of Romania tied for the gold medal on the balance beam. LPI/84 photo by Robert Long.

Ecaterina Szabo (ROM), première ex-aequo de l'épreuve de poutre d'équilibre. Photo LPI/84-Robert Long.



In this light middle weight bout, Christopher Kapopo (ZAM) defeats Richard Finch of Australia. LPI/84 photo by Joe DiMaggio.

Dans ce combat de la catégorie super welter, Christopher Kapopo (ZAM) bat Richard Finch (AUS). Photo LPI/84-Joe DiMaggio.



*Juha Tiainen (FIN) wins the hammer throw with a toss of 78.08 meters. LPI/
84 photo by Robert Long.*

*Juha Tiainen (FIN) remporte le lancer du marteau avec un jet de 78,08 mètres.
Photo LPI/84-Robert Long.*



Carsten Jensen (DEN) defeats Fabian Lus Lannutti (ARG) in this half heavy-weight (95 kg) bout. LPI/84 photo by Robert Hagedohm.

Carsten Jensen (DEN) bat l'Argentin Fabian Lurs Lannutti dans ce combat de poids mi-lourd (95 kg). Photo LPI/84 - Robert Hagedom.



Alex Baumann (CAN) wins gold medals in both the 200 and 400 meter individual medleys. LPI/84 photo by John G. Zimmerman.

Alex Baumann (CAN) remporte les médailles d'or du 200 mètres et du 400 mètres quatre nages. Photo LPI/84- John G. Zimmerman.



Steffi Graf (FRG) wins the gold medal in women`s tennis with a 1-6,6-3,6-4 victory over Sabrina Goles of Yugoslavia. NOPP photo by Tony Barnard/Los Angeles Times.

Steffi Graf (FRG) remporte la médaille d`or du tournoi de tennis féminin en battant la Yougoslave Sabrina Goles par 1-6,6-3,6-4. Photo NOPP-TonyBarnard/Los Angeles Times.



Shooting (Free Pistol) gold medalist Haifeng Xu celebrates China's first-ever medal in the Olympic Games. NOPP photo by Skeeter Hagler/Los Angeles Times.

Haifeng Xu, médaillé d'or de tir (pistolet libre), célèbre la première médaille jamais gagnée par la Chine au cours de Jeux Olympiques. Photo NOPP-Skeeter Hagler/Los Angeles Times.



Kathy Johnson (USA), winner of the bronze medal on the balance beam, competes in floor exercise. LPI/84 photoby Robert Long.

Kathy Johnson (USA), m édaille debronze á la poutre d'équilibre, exécute son programme d'exercices au sol Pho-toLPI/84-Robert Long.



In the finals of the Canadian- 1500 meters, Henning Jakobsen (DEN) takes the silver medal LPI/84 photo by Paul Kennedy.

Henning Jakobsen (DEN) pendant la finale du 500 mètres canoë monoplace où il récoltera la médaille d'argent. Photo LPI/ 84-Paul Kennedy.



Darrell Pace (USA), left, examines his gold medal performance in the archery competition. LPI/84 Photo by Paul Kennedy

Darrell Pace (USA), à gauche, observe la performance qui lui vaudra la médaille d'or de tir à l'arc. Photo LPI/84-Paul Kennedy




In this women's field hockey match, the Federal Republic of Germany, eventual silver medalist, defeats New Zealand 1-0. LPI/84 photo by Paul Kennedy.

Pendant ce match de hockey féminin, la République Fédérale d'Allemagne, qui allait remporter la médaille d'argent, gagne 1-0 sur la Nouvelle Zélande. Photo LPI/84-Paul Kennedy.



All-around Olympic champion Mary Lou Retton (USA) won five medals, including one gold, two silver, and two bronze. LPI/84 photo by Robert Long.

Mary Lou Retton (USA), qui remporte le concours multiple in dividuel féminin, a glané cinq médailles: une d'or, deux d'argent et deux de bronze. Photo LPI/84-Robert Long.



Alex Baumann (CAN) establishes an Olympic record in the 400 meter individual medley, the first gold medal in swimming for his country in 72 years. LPI/84 photo by John G. Zimmerman.

Alex Baumann (CAN) bat/e record olym-piquedu 400 m ères quatre âges individuel, premi ère médaille d'or de na-tation remport ée par son pays en 72 ans. Photo LPI/84-John G. Zimmerman.



Team champions from Romania celebrate their gold medal performance in women's gymnastics. LPI/84 photo by Michael Yada.

Les championnes roumaines par équipe célèbrent leur médaille d'or en gymnastique féminine. Photo LPI/84-Michael Yada.



Wendy Sly (GBR) battles eventual winner Maricica Puica (ROM) in the women's 3000 meters. LPI/84 photo by Robert Long.

Wendy Sly (GBR) lutte avec Maricica Puica (ROM), qui remportera finalement le 3000 m étre femmes. Photo LPI/84-Robert Long.



*The Pacific Ocean provides a perfect setting for the board sailing exhibition.
LPI/84 photo by Paul Kennedy.*

*Le littoral du Pacifique constitue un cadre parfait pour l'épreuve de
démonstration de planche à voile. Photo LPI/84-Paul Kennedy.*



Glynnis Nunn (AUS) wins the first Olympic heptathlon by only five points over silver medalist Jackie Joyner (USA). LPI/84 photo by Robert Long.

Glynnis Nunn (AUS) remporte par cinq points seulement sur Jackie Joyner (USA), médaille d'argent, le premier heptathlon féminin. Photo LPI/84-Robert Long.



Jujie Luan (CHN) and Cornelia Hanisch(FRG) in women's foil. NOPP photo by Ken Hively/Los Angeles Times.

Jujie Loan (CHN) et Cornelia Hanisch(FRG) dans un assaut de fleuret. Photo NOPP-Ken Hively/Los Angeles Times.



Jihong Zhou (CHN), winner of women's platform diving. NOPP photo by Dave Gatley/Los Angeles Times.

Jihong Zhou (CHN), gagnante du plongeon haut vol féminin. Photo NOPP-Dave Gatley/Los Angeles Times.



Korea (in red) defeats Brazil 3-1 in volleyball semi-final action. LAOOC photo by Paul Slaughter.

La Corée, en rouge, bat le Brésil 3-1 en demi-finale de volley-ball. Photo LAOOC-Paul Slaughter.



This semi-final heat in the 4 x 400meter relay is won by eventual bronze medalist Nigeria. LAOC photo by PaulSlaughter.

Cette demi-finale du relais 4 x 4 mètres est remportée par le Nigéria, qui récoltera la médaille de bronze. PhotoLAOC-Paul Slaughter.



Ove Sjögren (SWE) prepares for air rifle-competition. NOPP photo by Bob Chamberlin/Los Angeles Times.

Ove Sjögren (SWE) se prépare pour l'épreuve de tir à la carabine à air comprimé. Photo NOPP-Bob Chamberlin/Los Angeles Times.



The United States men's basketball team defeats Canada 78-59 on the way to the gold medal LPI/84 photo by Paul Kennedy.

Sur le chemin de la médaille d'or, l'équipe de basket-ball masculine des États-Unis remporte une victoire 78-58 sur le Canada. Photo LPI/84-Paul Kennedy.




In this individual sprint race, Gerhard Scheller (FRG) defeated Gabriele Sella of Italy. LPI/84 photo by Robert Long.

Dans cette course de sprint, Gerhard Scheller (FRG) l'emporte sur Gabriele Sella (ITA). Photo LPI/84-Robert Long.



Joan Benoit (USA) is the winner of the initial women's marathon. NOPP photo by Joe Kennedy/Los Angeles Times.

Joan Benoit (USA) remporte le premier marathon féminin de l'histoire des Jeux Olympiques. Photo NOPP-Joe Kennedy/Los Angeles Times.




The marathon course parallels the Pacific Ocean for fourteen kilometers. LAOOC photo by Paul Slaughter.

Le parcours du marathon longel 'Océan Pacifique pendant 14 kilomé-tres. Photo LAOOC-Paul Slaughter.



Gabriela Andersen-Schiess (SUI) finishes thirty-seventh, the first ever women's marathon. LPI/84 photo by Joe DiMaggio.

Gabriella Andersen-Schless (AUS) termine 37^{ème} du premier marathon féminin olympique. Photo LPI/84-JoeDiMaggio.



The United States women had never been higher than fifth in volleyball before winning a silver medal in 1984. LPI/84photo by Robert Hagedohm.

L'équipe féminine des Etats-Unis n'avait jamais fait mieux que cinquième en volleyball avant de remporter la médaille d'argent en 1984. Photo LPI/84-Robert Hagedohm.



Nawal El Moutawakel (MAR) wins the first ever Olympic women's 400 meter hurdles. LPI/84 photo by Robert Hagedohm.

Nawal El Moutawakel (MAR) remporte lapremi ére course olympique du 400 mètres haies féminin. Photo LPI/84-Robert Hagedohm.



The women's 200 meter backstrokesaw Jolanda De Rover (HOL) win the gold medal. LPI/84 photo by PaulKennedy.

L'épreuve féminine de 200 mètres dospermit à Jolanda De Rover (HOL) de remporter une médaille d'or. Photo LPI/84-Paul Kennedy.



Paul Van Winkel (BEL) wins the 1500 meter wheelchair race. LPI/84 photo by John G. Zimmerman.

Paul Van Winkel (BEL) remporte la compétition de 1500 m ètres en fauteuil roulant. Photo LPI/84-John G. Zimmerman.



The dressage portion of the three dayevent for equestrian was held at Santa Anita Park. LAOOC photo by Paul Slaughter.

L'épreuve de dressage du concours complet était organisée Santa Anita Park. Photo LAOOC-Paul Slaughter.



Daley Thompson (GBR) wins the decathlon 100 meters in 10.44 seconds. Photo by Bob Kuhn.

Daley Thompson (GBR) remporte le 100m ètres du décathlon en 10^{''}44 secondes. Photo Bob Kuhn.



Shown here putting the shot, Daley Thompson (GBR) missed the decathlon world record by one point. LPI/84 photo by Robert Hagedohm.

Daley Thompson (GBR) que l'on voit ici lancer le poids manqua d'un point le record du monde du décathlon. Photo LPI/84-Robert Hagedohm.



Action from the Flying Dutchman class during the yachting competition. LPI/84
photo by Paul Kennedy.

Un moment des régates en classe Flying Dutchman. Photo LPI/84-Paul
Kennedy.



Greg Foster (USA) wins the silver medal in the men 's 110 meter hurdles. LPI/84
photo by Robert Long.

Greg Foster (USA) remporte la m édaille 'argent dans le 110 mètres haies. Pho-to
LPI/84-Robert Long.



Mark Breland was one of nine United States boxers to win the gold medal in their respective weight classes. NOPP photo by Skeeter Hagler/Los Angeles Times.

Mark Breland, l'un des neuf boxeurs américains qui remportèrent la médaille d'or de leur catégorie. Photo NOPP-Skeeter Hagler/Los Angeles Times.



Armand Bigot (FRA) aboard Jacquou DuBois in the endurance test portion of the three-day event. LAOOC photo by PaulSlaughter.

Armand Bigot (FRA) sur Jacquou Du Bois dans l'épreuve de cross du concours complet. Photo LAOOC - Paul Slaughter.



The victory ceremony for the women's 400 meter hurdles takes place below the peristyle of the Coliseum. LAOOC photo by Paul Slaughter.

La cérémonie de remise des médailles du 400 mètres haies féminin déroula sous le péristyle du Coliseum. Photo LAOOC - Paul Slaughter.



Sixty-two athletes competed in men's archery at El Dorado Park. LPI/84 photo by Lewis Portnoy.

Soixante-deux athlètes participèrent à El Dorado Park aux compétitions de tir à l'arc masculin. Photo LPI/84-Lewis Portnoy.



Li Ning (CHN) tied for the gold medal on the Still rings. LAOOC photo by Paul Slaughter.

Li Ning (CHN) ex-aequo pour la première place aux anneaux. Photo LAOOC-Paul Slaughter.



*Baseball is a demonstration sport in the Olympics for the seventh time.
L.A. Dodgers photo by Rishcard S. Kee.*

*Pour la septieme fois, le baseball est un sport démonstration pendant /es
Jeux Olympiques. Photo L.A. Dodgers - Richard Kee.*



Wei Qiang Chen (CHN) captures the 60 kg division of weightlifting, one of six medals the People's Republic of China won in the competition. LAOOC photo by Paul Slaughter.

Wei Qiang Chen (CHN) remporte la médaille d'or d'halteophilie dans la catégorie 60 kg, l'une des six médailles que la République Populaire de Chine remporta dans ce sport. Photo LAOOC-Paul Slaughter.




Members of the USA 4x100 meter free-stylerelay team celebrated their gold medal performance. NOPP photo by Dave Gatley/Los Angeles Times.

Les membres de l'équipe de relais 4 x 100 m étre nage libre des Etats-Unis célébrent leur médaille d'or. Photo NOPP-Dave Gatley/Los Angeles Times.



Stefano Cerioni (ITA) defeats Mathias Gey (FRG) in the final round of men's individual foil. LPI/84 photo by Michael Yada.

Stefano Cerioni (ITA) l'emporte sur Mathis Gey (FRG) dans le dernier assaut du fleuret masculin. Photo LP1/84-Michale Yada.



Rick Carey sets a new Olympic record while winning the gold medal in the 200 meter backstroke. LPI/84 photo by John G. Zimmerman.

En remportant la médaille d'or du 200m dos, Rick Carey établit un nouveau record olympique. Photo LPI/84—John G. Zimmerman.



The Federal Republic of Germany defeats the United States 4-0 in women's field hockey action. LP1/84 photo by Robert Long.

La République Fédérale d'Allemagne batles Etats-Unis 4—0 en hockey féminin. Photo LP1/84-Robert Long.



Mark Gorski and Nelson Vails (both USA) finish first and second, in cycling's individual sprint. LP1/84 photo by Michael Yada.

Mark Gorski et Nelson Vails (tous deux des États-Unis) terminent premier et second dans l'épreuve individuelle de vitesse-Photo LP1/84-Michael Yada.



Inaction from women's basketball, Anne Donovan (USA) fights for rebound against China's Haixia Zheng. NOPP photo by Lori Shepler/Los Angeles Times.

Aucours d'un match de basket-ball féminin, Anne Donovan (USA) lutte pour gagner le rebond contre Haixia Zheng (CHN). Photo NOPP — Shepler/Los Angeles Times.



Alice Brown and Jeanette Bolden (foreground) are part of the winning USA 400 meter relay team which set a new Olympic record. NOPP photo by Jayne Kamin/ Los Angeles Times.

Alice Brown et Jeanette Bolden (au premier plan) font partie de l'équipe de relais 4 x 100 m mètres qui vient de donner aux Etats-Unis un nouveau record olympique. Photo NOPP-Jayne Kamin/Los Angeles Times.



Rhythmic gymnastics is held at PauleyPavilion, located on the campus of the University of California at Los Angeles.LAOCphoto by Paul Slaughter.

La gymnastique rythmique se déroulaitau Pauley Pavilion surle campus de l'University of California, Los Angeles.Photo LAOC-PaulSlaughter.



Tracie Ruiz and Candy Costie (USA) are the gold medalists in the initial Olympic synchronized swimming duet competition. LP1/84photo by Lewis Portnoy.

Tracie Ruiz et Candy Costie (USA) sont médailles d'or de la première épreuve de nage synchronisée à deux qui figure au programme des Jeux Olympiques. Photo LP1/84-Lewis Portnoy



Julius Korir of Kenya (#586), on his way to the gold medal in the final of the 3000 meter steeplechase. LAOC photo by Paul Slaughter.

Julius Korir (KEN), dossard 586, surle chemin de la médaille d'or dans la finale du 3000m étres steeple. Photo LAOC-Paul Slaughter.



Action from the men's final of the eight-oar with coxswain event which saw Canada capture the gold medal. LPI/84 photo by John Zimmerman.

Image de la finale du huit rameurs en pointe avec barreur qui devait se terminer par la victoire du Canada Photo LPI/84-John Zimmerman.



Bill Wennington (CAN) reaches for rebound against the United States in basketball Photo by Martin A. Folb.

Bill Wennington (CAN) cherche à gagner le rebond dans le match de basket-ball qui oppose son équipe à celle des Etats-Unis. Photo Martin A. Folb.




Edwin Moses (USA) relaxes before winning the men 's 400 meter hurdles. LAODC photo by Paul Slaughter.

Edwin Moses (USA) se d étend avant de remporter le 400 m étres haies. Photo LAODC-PaulSlaughter.



Diana Clapham (GBR) takes a spill during the three-day event. LAOOC photo by Paul Slaughter.

Chute de Diana Clapham (GBR) pendant le concours complet. Photo LAOOC—Paul Slaughter.



Fernando Romay (ESP) fights for rebound against Wayman Tisdale of the United States. LPI/84 photo by Michael Yada.

Fernando Romay(ESP)lutte pour le rebond contre Wayman Tisdale (USA). Photo LPI/84-Michael Yada.



Carl Lewis and Calvin Smith exchange the baton during the world record performance of the United States' 400 meter relay team. LP1/84photo by Robert Long.

Passage du témoin entre Carl Lewis et Calvin Smith pendant le relais 4 x 100 m éres à l'issue duquel l'équipe de stats-Unis allait battre le record du monde. Photo LP1/84-Robert Long.



Chinese Tamper finishes third in baseball after beating Korea 3—0. LP1/84 photo by Lewis Portnoy.

Chinese Tamper termine troisième dutournoi de baseball après avoir battu la Corée. Photo LP1/84-Lewis Portnoy.




Peter Vidmar (USA) scores a 9.90 on his parallel bar routine on the way to a silver medal in the all-around competition. LPI/84 photo by Robert Long.

Peter Vidmar (USA) est noté 9,90 pour sa démonstration aux barres parallèles, avant de remporter la médaille d'argent dans le concours multiple individuel de gymnastique. Photo LPI/84-Robert Long.



In this semi-final match, France defeats Yugoslavia 4-2 in overtime. France went on to capture the gold medal while Yugoslavia wins the bronze. LPI/84 photo by Michael Yada.

Cette demi-finale de football va se conclure, après prolongation par la victoire par 4-2 de la France sur la Yougoslavie. La France remporte finalement la médaille d'or et la Yougoslavie la médaille de bronze. Photo LPI/84-Michael Yada.



Canada's Jacques Demers won the silver medal in 75 kg weightlifting. LPI/84
photo by John G. Zimmerman.

Jacques Demers (CAN) gagne la médaille d'argent en haltérophilie catégorie 5 kg.
Photo LPI/84-John G.



In men's field hockey action, Australia defeats the United States 2—1 in a close match. LP1/84 photo by Paul Kennedy.

A l'issue d'un match serré , l'Australie l'emporte sur les Etats-Unis 2- 1 en hockey. Photo LP1/84—Paul Kennedy.



Early morning at Lake Casitas as rowers prepare for their morning races. LAOOC photo by Paul Slaughter.

Au petit matin, à Lake Casitas, les rameurs se préparent pour la compétition. Photo LAOOC-Paul Slaughter.




Susan Badders (USA) and Huahua Li (CHN) in women's team foil competition. NOPP photo by Pat Downs/LosAngelesTimes.

Susan Badders (USA) et Huahua Li(CHN) au cours d'un assaut de l'épreuve féminine de fleuret par équipe. Photo NOPP-Pat Downs/Los Angeles Times.



Alex Baumann (CAN), after setting the Olympic and world record in the 200 meter individual medley. LP1/84 photo by John G. Zimmerman.

Alex Baumann (CAN), après avoir établi un nouveau record olympique et mondial dans le 200 mètres quatre nages. Photo LP1/84-John G. Zimmerman.



Winner of six medals. Li Ning of Chinashows the form that earned him the silver medal the rings competition. NOPPphoto by Jay Dickman/Los AngelesTimes.

Gagnant de six m médailles, Li Ning (CHN)montre la forme qui lui valut la m médaille d'argent dans l'épreuve des anneauxPhoto NOPP-Jay Dickman/Los Angeles Times.



Tineke Hidding (HOL) finishes seventh in the heptathlon. LAOOC photo by Paul Slaughter.

Tineke Hidding (HOL) termine septi émede l'heptathlon. Photo LAOOC-Paul Slaughter.



Angelo Musone (left) of Italy, defeats Haken Brock (SWE) in this heavyweight bout. LP1/84 photo by Joe DiMaggio.

Angelo Musone (ITA). B gauche, l'em-porte sur Haken Brock (SWE) dans ce combat poids lourd. Photo LP1/84—Joe DiMaggio.



Shown here on Touch of Class is Joe Fargis (USA), gold medalist in the individual jumping competition. LP/84 photo by Robert Long.

Monté sur Touch of Class, Joe Fargis(USA) remporte la médaille d'or dans le concours de sauts d'obstacles. PhotoLP/84-Robert Long.



Matthew Dryke (USA) equals the Olympic record in winning the gold medal in skeet shooting. NOPP photo by Bob Chamberlin/Los Angeles Times.

Matthew Dryke (USA) égale le record olympique au skeet et remporte la médaille d'or. Photo NOPP-Bob Chamberlin/Los Angeles Times.



*Li Ning (CHN) and Peter Vidmar (USA) tie for first in the pommel horse competition.
LPI/B4 photo by Robert Long.*

*Li Ning (CHN) et Peter Vidmar (USA) exaequodans l' 'épreuve du cheval
d'arçons. Photo LPI/B4-Robert Long.*



Virgil Hill(USA) defeats Mohamed Zaou (ALG) in this semi-final bout and went on to capture the silver medal ,in the middle-weight divison. NOPP photo by Robert Lachman/Los Angeles Times.

Virgil Hill (USA) bat Mohamed Zaoui (ALG) á l'issue de ce combat de demi-finale avant de remporter la médaille d'argent en catégorie poids moyen.

Photo NOPP—Robert Lachman/Los Angeles Times.



Karen Stives (USA) wins the endurance test portion of the three-day event aboard Ben Arthur. The United States went on to capture the team gold medal in this competition. LAOOC photo by Paul Slaughter.

Karen Stives (USA), montée sur Ben Arthur, remporte l'épreuve de cross du concours complet. Les Etats-Unis recueilleront la médaille d'or par équipe dans cette compétition. Photo LAOOC—Paul Slaughter.



In the parallel bar competition, Nobuyuki Kajitani (JPN) captures the silver medal. IOPP photo by Stephanie Maze.

Dans l'épreuve de barre parallèles, Nobuyuki Kajitam (JPN) remporte la médaille d'argent. Photo IOPP—Stephanie Maze.



Water polo featured many exciting matches such as this one between the Federal Republic of Germany and the Netherlands. LP/84 photo by Lewis Portnoy.

Les matches de water-polo furent parti-culièrement passionnants, comme le fut celui entre la République Fédérale d'Allemagne et /a Hollande. Photo LP/84-Lewis Portnoy.



The usually stoic Ecaterina Szabo (ROM) displays excitement after winning one of her five Olympic medals. LPI/84 photoby Michael Yada.

D'un naturel plutôt placide, Ecaterina Szabo (ROM) exprime route sa joie apr és avoir gagn é l'une des cinqu médaillesqu 'elle récoltera á Los Angeles. Photo LP1/84-Michael Yada.



Sixteen-year-old Mary Lou Retton (USA) reflects on her outstanding performance in the gymnastics competition. LP/84 photo by Michael Yada.

Mary Lou Retton (USA), seize ans, songe à son exceptionnelle performance dans la compétition de gymnastique. Photo LP/84—Michael Yada.



The Olympic Velodrome at CSU Dominguez Hills was constructed in 1981-82 with the support of the Southland Corporation. LAOOC Photo by Paul Slaughter.

Le Vélodrome de California State University à Dominguez Hills fut construit en 1981-1982 avec le concours de Southland Corporation. Photo LAOOC-Paul Slaughter.



One of three facilities built specifically for the 1984 Olympics, the construction of the swim stadium on the University of Southern California was sponsored by the McDonalds Corporation. LPI/B4 photo by John G. Zimmerman.

Financ é par McDonalds Corporation, le stade de natation de l'University of Southern California é tait l'une des installations spécialement construites pour les Jeux Olympiques de 1984. Photo LPI/84-John G. Zimmerman.



The United States men's volleyball team wins the gold medal, America's first-ever Olympic medal in the sport. LPI/B4 photo by Lewis Portnoy.

L'équipe de volley-ball masculine des Etats-Unis remporte la médaille d'or, première médaille olympique gagnée par les Etats-Unis dans ce sport. Photo LPI/B4-Lewis Portnoy.



*Marc Meiling (FRG) battles Fabien Canu (FRA) in a middleweight bout. LPI/B4
photo by George Birch.*

*Marc Meiling, (FRG) et Fabien Canu (FRA) s'affrontent au cours de ce match de
poids moyen. Photo LPI/B4—George Birch.*



Silver medalist Federal Republic of Germany defeats the United States 4—0 in this early round action from men's field hockey. LAOOC photo by Paul Slaughter.

La République Fédérale d'Allemagne, future médaille d'argent, bat les Etats-Unis 4-0 au cours de cette première série d'éliminatoires de hockey. Photo LAOOC-Paul Slaughter.



Modern pentathlon gold medalist Daniele Masala of Italy receives congratulations from teammates and coaches. NOPP photo by Skeeter Hagler/Los Angeles Times.

Médaille d'or du pentathlon moderne, Daniele Masala (ITA) reçoit les félicitations de ses équipiers et entraîneurs. Photo NOPP-Skeeter Hagler/Los Angeles Times.



The Olympic flag flies proudly above an athletics award ceremony at the Los Angeles Memorial Coliseum. LP//B4 photoby George Long.

Au stade du Coliseum, le drapeau olympique flotte majestueusement sur une cérémonie de remise des médailles d'athlétisme. Photo LP//B4-George Long.



*Raul Gonzalez (MEX) celebrates after winning the 50 kilomet er walk. LPI/84
photo by John G. Zimmerman.*

*Raul Gonzalez (MEX) c élebre sa victoire dans la marche 50 km. Photo LPI/840—
John G. Zimmerman.*



Joe Fargis (USA) acknowledges Coliseum crowd at Closing Ceremonies after receiving the gold medal for Equestrian-individual jumping competition. LPI/B4 photo by Robert Long.

Lors des C érémonies de Clôtûre, JoeFargis (USA) répond aux applaudissements de la foule du Coliseum apr ésavoir re çu la médaille d' or pour sa victoire dans le contours individuel desauts d' obstacles. Photo LPI/B4-Robert Long.



The Olympic Flag and the Olympic Torch—two eternal symbols of the Games. NOPP photo by Rick Corrales/Los Angeles Times.

Symboles éternels de l'Olympiade: le Drapeau Olympique et le flambeau Olympique. Photo NOPP-Rick Corrales/Los Angeles Times.



A spaceship, "Alien Being" and laser light show help create a sensational Closing Ceremonies. NOPP photo by Jayne Kamin/Los Angeles Times.

Les Cérémonies de Clôture furent marquées par l'apparition d'un vaisseau spatial, d'un être extra-terrestre et par un spectacle exceptionnel de lumières laser. Photo NOPP-Jayne Kamin/Los Angeles Times.



LAOOC President Peter V. Ueberroth addresses the crowd at Closing Ceremonies. LAOOC photo by PaulSlaughter.

M. Peter Ueberroth, Président du LAOOC, s'adresse aux spectateurs du Coliseum lors des C éremonies de Clôture. Photo LAOOC—Paul Slaughter.



The Closing Ceremonies are highlighted by a spectacular thirty minute fireworks display. LAOOC photo by Paul Slaughter.

Les C éremonies de Clôtura furent marquées par un spectaculaire feu d 'artifices qui dura trente minutes. Photo LAOOC —PaulSlaughter.



Entertainer Lionel Richie and 300 breakdancers perform a specially rewritten version of the song "All Night Long" during the Closing Ceremonies celebration. LPI/B4 photo by Paul Kennedy.

Céramonies de Clôture-Environné par l'éclat de 300 break-dancers, Lionel Richie interprète one variante olympique de son grand succès "All Night Long." Photo LPI/B4—Paul Kennedy




The fireworks display at Closing Ceremonies, accompanied by music, salute each of the previous Olympic host cities. LAODCphoto by Paul Slaughter.

Au cours des Cérémonies de Clôture, l'éclat de feux d'artifices et de la musique qu'il accompagnait constituait un hommage à toutes les villes qui avaient accueillies Jeux Olympiques au cours de l'ère moderne. Photo LAOOC-Paul Slaughter.



Dedicated 1 June 1984, this 25 foot-high Olympic Gateway located outside the Coliseum and created by sculptor Robert Graham, becomes a part of the legacy of the XXIIIrd Olympiad. Photo by Martin A. Folb.

Inaugurée le 1er juin 1984, cette porte monumentale, haute de plus de 8 mètres sculptée par Robert Graham, domine l'entrée du Colisée. Elle participe désormais à l'héritage de la XXIIIe Olympiade. Photo Martin A. Folb.



The Olympic torch moves across the country on its coast-to-coast relay. LAOOC photo by Paul Slaughter.
Le Relais du Flambeau emporte la flamme olympique des rives de l'Atlantique à celles du Pacifique. Photo LAOOC - Paul Slaughter.



An excited crowd watches the Torch Relay pass through Denver, Colorado. LAOOC photo by Paul Slaughter
Une foule enthousiaste assiste à Denver, dans l'état du Colorado, au passage du Flambeau. Photo LAOOC-Paul Slaughter

New York City is the site of the start of the Olympic Torch Relay. LAOOC photo by Paul Slaughter.

Le Relais du Flambeau Olympique prend le départ à New York. Photo LAOOC-Paul Slaughter.



The Olympic Mural Project includes works of 10 major Los Angeles artists. LAOOC photo by Paul Slaughter.
Le Projet de Décoration Murale Olympique présente les oeuvres de 10 artistes de Los Angeles. Photo LAOOC-Paul Slaughter.



The 10-week long Olympic Arts Festival includes about 1,500 artists from around the world. LAOOC photo by Paul Slaughter.
Pendant dix semaines, le Festival Olympique des Arts rassemble 1500 artistes venus du monde entier Photo LAOOC-Paul Slaughter.


A member of Le Theatre du Soleil prepares for that group's rendition of Henry IV th during the Olympic Arts Festival LAOOC photo by Paul Slaughter.

Pendant le Festival Olympique des Arts, un membre de la troupe du Théâtre du Soleil se prépare pour une représentation d "Henry IV" de Shakespeare. Photo LAOOC-Paul Slaughter.



Le Theatre du Soleil/performs Shakespeare's Richard IInd as part of the Olympic Arts Festival. LAOOC photo by Paul Slaughter.

Dans le cadre du Festival Olympique des Arts, la troupe du Théâtre du Soleil présente "Richard II " de Shakespeare. Photo LAOOC-Paul Slaughter.



As part of a triumphant welcome to the world, a Rocket Man jets in through the Coliseum peristyle at the start of the Opening Ceremonies. LPI/84 photo by Michael Yada.

Au debut des Cérémonies d'Ouverture, un Homme Fusée jaillit du péristyle du Coliseum pour souhaiter triomphalement la bienvenue aux spectateurs venus du monde entier. Photo LPI/84-Michael Yada.

More than 1,200 balloons with "Welcome" streamers attached in 23 languages are released at the start of Opening Ceremonies Photo by Bob Kuhn.

Plus de 1200 ballons sont lâchés au début des Cérémonies d'Ouverture, déroulant après eux des banderoles sur lesquels le mot "Welcome" est traduit en 23 langues. Photo Bob Kuhn.



Flags of all 140 participating nations form the largest spectator card stunt in the history of the Olympic Games. LPI/84 photo by Mark Kauffman.

Le plus grand spectacle de cartes de toute l'histoire des Jeux pavaise les drapeaux des 140 pays participant à l'Olympiade. Photo LPI/84-Mark Kauffman.



Outstanding band students from all 150 states make up the 800-member Olympic Marching Band, shown here entertaining the crowd at Opening Ceremonies. LPI/84 photo by Joe DiMaggio. Photographés lors des Cérémonies d'Ouverture les 800 exécutants qui forment la grande fanfare "Olympic Marching Band" viennent des universités de tous les états de l'Union. Photo LPI/84-JoeDiMaggio.



A crowd of over 92,000 spectators and a television audience estimated at more than 2.5 billion people witnessed the Opening Ceremonies celebration LPI/84 photo by Michael Yada.

Les Cérémonies d'Ouverture des Jeux se déroulent devant 92000 spectateurs et sur les écrans de plus de 2,5 milliards de téléspectateurs. Photo LPI/84 Michael Yada.



The Antwerp Flag exchange takes place between IOC President Juan Antonio Samaranch, Los Angeles Mayor Tom Bradley and LAOOC Chairman Paul Ziffren. LPI/84 photo by Robert Long.

L'échange du drapeau olympique, le "drapeau d'Anvers", s'effectue entre S. E. M. Juan Antonio Samaranch, Président du CIO, M. Tom Bradley, Maire de Los Angeles, et M. Paul Ziffren, Président du Conseil d'Administration du LAOOC. Photo LPI/84-Robert Long.

Over 200 athletes from the People's Republic of China march in the Opening Ceremonies and receive an especially warm and enthusiastic response from the Coliseum crowd. LAOOC photo by Paul Slaughter.

Plus de 200 athlètes de la République Populaire de Chine pénètrent dans l'arène du Coliseum sous /es acclamations enthousiastes de la foule. Photo LAOOC-Paul Slaughter.




Among the performers at Opening Ceremonies are the flagbearers of each National Olympic Committee, dressed in their native costumes. LPI/84 photo by Jonathan Selig.

Lors des Cérémonies d'Ouverture, les porte-drapeaux de chaque Comité National Olympique ont revêtu le costume traditionnel de leurs pays. Photo LAOOC-Jonathan Selig.



A total of 140 delegations march into the Coliseum during Opening Ceremonies in just over one hour and twenty minutes. LPI/84 photo by Michael Yada. Il ne fallut qu'une heure vingt aux 140 délégations pour pénétrer sur terrain du Coliseum pendant /es Cérémonies d'Ouverture. Photo LPI/84-Michael Yada.

Exposition Park, located outside the Coliseum, is the site of this monumental archway. LPI/84 photo by George Long. Ce portail monumental est situé à l'entrée du Coliseum dans Exposition Park. Photo LPI/84-George Long.



The torch is run into the stadium during Opening Ceremonies by Gina Hemphill, granddaughter of Jesse Owens and one of two runners to run the first kilometer of the Torch Relay. LPI/84 photo by Jonathan Selig.

Pendant les Cérémonies d'Ouverture, le Flambeau pénètre dans le stade du Coliseum au bras de la petite fille de Jesse Owens, Gina Hemphill, qui avait été l'une des deux personnes à porter la Torche au cours du premier kilomètre du Relais. Photo LPI/84-Jonathan Selig.

Rafer Johnson, 1960 decathlon gold medalist, lights the Olympic Flame, signifying the opening of the Games. LPI/84 photo by Michael Yada.

Médaille d'Or du décathlon 1960, Rafer Johnson allume la Flamme Olympique, marquant ainsi l'ouverture des Jeux. Photo LPI/84-Michael Yada.



Over 7,000 athletes, coaches and team officials from 140 nations enjoy the festive activities presented during Opening Ceremonies. LAOOC photo by Paul Slaughter.

Plus de 7000 athlètes, entraîneurs et officiels venant de 140 pays participent joyeusement au spectacle présenté pendant les Cérémonies d'Ouverture. Photo LAOOC-Paul Slaughter.



The Los Angeles Memorial Coliseum is the site of athletics as well as Opening and Closing Ceremonies. Photo courtesy of Bright & Associates.

Le stade du Memorial Coliseum est le lieu des compétitions d'athlétisme ainsi que celui des Cérémonies d'Ouverture et de Clôture. Photo publiée avec l'accord de Bright&Associates.

Carl Lewis (USA), winner of four gold medals, sprints to victory in the 200 meters. LPI/84 photo by Robert Long.

Carl Lewis /USA) sprinte vers la victoire dans le 200 mètres plat, l'une des quatre médailles d'or qu'il récoltera. Photo LPI/84-Robert Long.



Jose Abascal (ESP) on his way to victory in the first 1500 meter semi-final. ahead of Sebastian Coe (GBR) and Steve Scott (USA). LAOOC photo by Paul Slaughter.

José Abascal (ESP) sera le vainqueur de la première demi-finale du 1500 mètres devant Sebastian Coe (GBR) et Steve Scott (USA). Photo LAOOC-Paul Slaughter.



Daley Thompson (GBR) long jumps en route to the gold medal in the decathlon. LAOOC photo by Paul Slaughter.

Saut en longueur de Daly Thompson (GBR), jalon sur le chemin qui le mènera à la médaille d'or du décathlon. Photo LAOOC-Paul Slaughter.

Jurgen Hingsen (FRG) wins the decathlon silver medal. LPI/84 photo by John G. Zimmerman.


Jurgen Hingsen (FRG) remporte la médaille d'argent du décathlon. Photo LPI/84-John G. Zimmerman.



Teams battle for medals in the finals of the men's kayak-2 1000 meters. LPI/84 photo by Paul Kennedy.

Bataille pour /es médailles dans la finale du kayak biplace 1000 mètres. Photo LPI/84-Paul Kennedy.

Unless otherwise noted, all photographs have been shot with Fuji film.
Toutes les photographies ont été effectuées sur film Fuji, sauf indications contraire.



Surenada Hamal (NEP) competes in the 67.5 kg category of weightlifting. LPI/84 photo by Joe DiMaggio.

Surenada Hamal (NEP), l'un des concurrents de la catégorie jusqu'à 67,5 kilos en haltérophilie. Photo LPI/84-Joe DiMaggio.

The Federal Republic of Germany finishes with the bronze medal in the 4000 meter team pursuit. LPI/84 photo by Lewis Portnoy.

La République Fédérale d'Allemagne remporte la médaille de bronze dans le 4 000 mètres poursuite par équipe. Photo LPI/84-Lewis Portnoy.



Australia and Italy fight to a 8-8 deadlock in this first round match. LPI/84 photo by Lewis Portnoy

L'Australie et l'Italie seront à égalité 8-8 à l'issue de ce match de la première série des éliminatoires. Photo LPI/84-Lewis Portnoy

Steve Ovett (GBR) collapses after barely qualifying for the 800 meter final. Photo by Bob Kuhn.

Steve Ovett (GBR) s'effondre après s'être qualifié de justesse pour la finale du 800 mètres. Photo Bob Kuhn.




Randy Lewis (USA) outpoints Cris Brown (AUS) in freestyle wrestling. NOPP photo by Mark Baster/Los Angeles Times.

Randy Lewis (USA) bat Cris Brown (AUS) aux points en lutte libre. Photo NOPP-Mark Boster/Los Angeles Times.



In this semi-final football match played at the Rose Bowl, France defeats Yugoslavia 4-2 in overtime. LAOOC photo by Paul Slaughter.

A l'issue de cette demi-finale de football jouée au Rose Bowl, la France bat la Yougoslavie 4-2 après prolongation. Photo LAOOC-Paul Slaughter.




Ed Etzel (USA) won the gold medal in the small bore rifle competition. NOPP photo by Larry Bessel/Los Angeles Times.

Ed Etzel (USA) remporte la médaille d'or dans l'épreuve de carabine de petit calibre. Photo NOPP-Larry Bessel/Los Angeles Times.

Greg Louganis (USA) won gold medals in both springboard and platform diving. LPI/84 photo by John G. Zimmerman.

Greg Louganis (USA) remporte deux médailles d'or pour le plongeon au tremplin et le plongeon de haut vol. Photo LPI/84-John G. Zimmerman.



Linda Martin (GBR), left, and Dorina Vaccaroni (ITA), right, battle in ladies' individual foil. LPI/84 photo by Michael Yada.

Linda Martin (GBR), à gauche, et Dorina Vaccaroni (ITA), à droite, s'affrontent dans l'épreuve individuelle féminine de fleuret. Photo LPI/84-Michael Yada.

Rhythmic gymnastics is introduced for the first time in Olympic competition. LPI/84 photo by Michael Yada.

L'épreuve de gymnastique rythmique est présentée pour la première fois dans le cadre des compétitions olympiques. Photo LPI/84-Michael Yada.



Ulrike Meyfarth (FRG) wins her second Olympic high jump gold medal with a leap of 2.02 meters. LPI/84 photo by Lewis Portnoy.

Pour la deuxième fois de sa vie, Ulrike Meyfarth (FRG) remporte la médaille d'or du saut en hauteur. Elle a passé 2,02 mètres. Photo LPI/84-Lewis Portnoy.



Zdrako Radjenovic (YUG) attempts a shot in the gold medal game for team handball. Yugoslavia defeats the Federal Republic of Germany 18-17. LPI/84 photo by Lewis Portnoy.

Zdrako Radjenovic (YUG) cherche à effectuer un tir dans le match pour la médaille d'or de handball. La Yougoslavie vaincra la République Fédérale d'Allemagne 18-17. Photo LPI/84-Lewis Portnoy.



Zola Budd (GBR) and Mary Decker (USA), leading eventual winner Maricica Puica (ROM) in the 3000 meter final. LPI/84 photo by Robert Long.

Zola Budd (GBR) et Mary Decker (USA) mènent devant Maricica Puica (ROM), qui gagnera la finale du 3000 mètres. Photo LPI/84-Robert Long.


Japan captures the gold medal in baseball with a 6-3 win over the United States. L.A. Dodgers photo by Richard S. Kee

Le Japon remporte la médaille d'or de baseball 6-3 sur les Etats-Unis. Photo LA Dodgers/Richard S. Kee.



Federal Republic of Germany's Michael Gross, winner of three individual medals, swims in the silver medal in the final of the 200 meter butterfly. LPI/84 photo by John G. Zimmerman.

Michael Gross (FRG), gagnant de trois médailles individuelles, va bientôt remporter la médaille d'argent dans la finale du 200 mètres papillon. Photo LPI/84-John G. Zimmerman.



Peter Vidmar, member of the United States gold medal team, performs a floor exercise routine. LPI/84 photo by Robert Long.

Peter Vidmar, membre de l'équipe américaine qui remportera la médaille d'or, exécute son programme d'exercices au sol. Photo LPI/84-Robert Long.

Gymnast Ecaterina Szabo of Romania tied for the gold medal on the balance beam. LPI/84 photo by Robert Long.

Ecaterina Szabo (ROM), première ex-aequo de l'épreuve de poutre d'équilibre. Photo LPI/84-Robert Long.



In this light middle weight bout, Christopher Kapopo (ZAM) defeats Richard Finch of Australia. LPI/84 photo by Joe DiMaggio.

Dans ce combat de la catégorie super welter, Christopher Kapopo (ZAM) bat Richard Finch (AUS). Photo LPI/84-Joe DiMaggio.




Juha Tiainen (FIN) wins the hammer throw with a toss of 78.08 meters. LPI/84 photo by Robert Long.

Juha Tiainen (FIN) remporte le lancer du marteau avec un jet de 78,08 mètres. Photo LPI/84-Robert Long.

Carsten Jensen (DEN) defeats Fabian Lus Lannutti (ARG) in this half heavy-weight (95 kg) bout. LPI/84 photo by Robert Hagedohm.

Carsten Jensen (DEN) bat l'Argentin Fabian Lurs Lannutti dans ce combat de poids mi-lourd (95 kg). Photo LPI/84-Robert Hagedohm.



Alex Baumann (CAN) wins gold medals in both the 200 and 400 meter individual medleys. LPI/84 photo by John G. Zimmerman.

Alex Baumann (CAN) remporte les médailles d'or du 200 mètres et du 400 mètres quatre nages. Photo LPI/84-John G. Zimmerman.

Steffi Graf (FRG) wins the gold medal in women's tennis with a 1-6,6-3,6-4 victory over Sabrina Goleš of Yugoslavia. NOPP photo by Tony Barnard/Los Angeles Times.

Steffi Graf (FRG) remporte la médaille d'or du tournoi de tennis féminin en battant la Yougoslave Sabrina Goleš par 1-6,6-3,6-4. Photo NOPP-Tony Barnard/Los Angeles Times.



Shooting (Free Pistol) gold medalist Haifeng Xu celebrates China's first-ever medal in the Olympic Games. NOPP photo by Skeeter Hagler/Los Angeles Times.

Haifeng Xu, médaille d'or de tir(pistolet libre), célèbre la première médaille jamais gagnée par la Chine au cours de Jeux Olympiques. Photo NOPP-Skeeter Hagler/Los Angeles Times.

Kathy Johnson (USA), winner of the bronze medal on the balance beam, competes in floor exercise. LPI/84 photo by Robert Long.

Kathy Johnson (USA), médaille de bronze à la poutre d'équilibre, exécute son programme d'exercices au sol. Photo LPI/84-Robert Long.



In the finals of the Canadian-1500 meters, Henning Jakobsen (DEN) takes the silver medal. LPI/84 photo by Paul Kennedy.

Henning Jakobsen (DEN) pendant la finale du 500 mètres canoë monoplace où il récoltera la médaille d'argent. Photo LPI/84-Paul Kennedy.

Darrell Pace (USA), left, examines his gold medal performance in the archery competition. LPI/84 Photo by Paul Kennedy

Darrell Pace (USA), à gauche, observe la performance qui lui vaudra la médaille d'or de tir à l'arc. Photo LPI/84-Paul Kennedy.



In this women's field hockey match, the Federal Republic of Germany, eventual silver medalist, defeats New Zealand 1-0. LPI/84 photo by Paul Kennedy.

Pendant ce match de hockey féminin, la République Fédérale d'Allemagne, qui allait remporter la médaille d'argent, gagne 1-0 sur la Nouvelle Zélande. Photo LPI/84-Paul Kennedy.

All-around Olympic champion Mary Lou Retton (USA) won five medals, including one gold, two silver, and two bronze. LPI/84 photo by Robert Long.

Mary Lou Retton (USA), qui remporte le concours multiple individuel féminin, a gagné cinq médailles: une d'or, deux d'argent et deux de bronze. Photo LPI/84-Robert Long.



Alex Baumann (CAN) establishes an Olympic record in the 400 meter individual medley, the first gold medal in swimming for his country in 72 years. LPI/84 photo by John G. Zimmerman.

Alex Baumann (CAN) bat le record olympique du 400 mètres quatre nages individuel, première médaille d'or de natation remportée par son pays en 72 ans. Photo LPI/84-John G. Zimmerman.



Team champions from Romania celebrate their gold medal performance in women's gymnastics. LPI/84 photo by Michael Yada.

Les championnes roumaines par équipe célèbrent leur médaille d'or en gymnastique féminine. Photo LPI/84-Michael Yada.



Ove Sjogren (SWE) prepares for air rifle competition. NOPP photo by Bob Chamberlin/Los Angeles Times.

Ove Sjogren (SWE) se prépare pour l'épreuve de tir à la carabine à air comprimé. Photo NOPP-Bob Chamberlin/Los Angeles Times.




Nawal El Moutawakel (MAR) wins the first-ever Olympic women's 400 meter hurdles. LPI/84 photo by Robert Hagedohm.

Nawal El Moutawakel (MAR) remporte la première course olympique du 400 mètres haies féminin. Photo LPI/84-Robert Hagedohm.



Greg Foster (USA) wins the silver medal in the men's 110 meter hurdles. LPI/84 photo by Robert Long.

Greg Foster (USA) remporte la médaille d'argent dans le 110 mètres haies. Photo LPI/84-Robert Long.



Wendy Sly (GBR) battles eventual winner Maricica Puica (ROM) in the women's 3000 meters. LPI/84 photo by Robert Long.

Wendy Sly (GBR) lutte avec Maricica Puica (ROM), qui remportera finalement le 3000 mètres femmes. Photo LPI/84-Robert Long.

The Pacific Ocean provides a perfect setting for the boardsailing exhibition. LPI/84 photo by Paul Kennedy.

Le littoral du Pacifique constitue un cadre parfait pour l'épreuve de démonstration de planche à voile. Photo LPI/84-Paul Kennedy.



The United States men's basketball team defeats Canada 78-59 on the way to the gold medal LPI/84 photo by Paul Kennedy.

Sur le chemin de la médaille d'or, l'équipe de basket-ball masculine des Etats-Unis remporte une victoire 78-59 sur le Canada. Photo LPI/84-Paul Kennedy.

In this individual sprint race, Gerhard Scheller (FRG) defeats Gabriele Sella of Italy. LPI/84 photo by Robert Long.

Dans cette course de sprint, Gerhard Scheller (FRG) l'emporte sur Gabriele Sella (ITA). Photo LPI/84-Robert Long.

The women's 200 meter backstroke saw Jolanda De Rover (HOL) win the gold medal. LPI/84 photo by Paul Kennedy.

L'épreuve féminine de 200 mètres dos permet à Jolanda De Rover (HOL) de remporter une médaille d'or. Photo LPI/84-Paul Kennedy.




Mark Breland was one of nine United States boxers to win the gold medal in their respective weight classes. NOPP photo by Skeeter Hagler/Los Angeles Times.

Mark Breland, l'un des neuf boxeurs américains qui remportèrent la médaille d'or de leur catégorie. Photo NOPP-Skeeter Hagler/Los Angeles Times.



Paul Van Winkel (BEL) wins the 1500 meter wheelchair race. LPI/84 photo by John G. Zimmerman.

Paul Van Winkel (BEL) remporte la compétition de 1500 mètres en fauteuil roulant. Photo LPI/84-John G. Zimmerman.



Armand Bigot (FRA) aboard Jacquou Du Bois in the endurance test portion of the three-day event. LAOOC photo by Paul Slaughter.

Armand Bigot (FRA) sur Jacquou Du Bois dans l'épreuve de cross du concours complet. Photo LAOOC - Paul Slaughter.



Glynnis Nunn (AUS) wins the first Olympic heptathlon by only five points over silver medalist Jackie Joyner (USA). LPI/84 photo by Robert Long.

Glynnis Nunn (AUS) remporte par cinq points seulement sur Jackie Joyner (USA), médaille d'argent, le premier heptathlon féminin. Photo LPI/84-Robert Long.

Jujie Luan (CHN) and Cornelia Hanisch (FRG) in women's foil. NOPP photo by Ken Hively/Los Angeles Times.

Jujie Luan (CHN) et Cornelia Hanisch (FRG) dans un assaut du fleuret. Photo NOPP-Ken Hively/Los Angeles Times.



Joan Benoit (USA) is the winner of the initial women's marathon. NOPP photo by Joe Kennedy/Los Angeles Times.

Joan Benoit (USA) remporte le premier marathon féminin de l'histoire des Jeux Olympiques. Photo NOPP-Joe Kennedy/Los Angeles Times.



The marathon course parallels the Pacific Ocean for fourteen kilometers. LAOOC photo by Paul Slaughter.

Le parcours du marathon longe l'Océan Pacifique pendant 14 kilomètres. Photo LAOOC-Paul Slaughter.




The dressage portion of the three-day event for equestrian was held at Santa Anita Park. LAOOC photo by Paul Slaughter.

L'épreuve de dressage du concours complet était organisée à Santa Anita Park. Photo LAOOC-Paul Slaughter.

The victory ceremony for the women's 400 meter hurdles takes place below the peristyle of the Coliseum. LAOOC photo by Paul Slaughter.

La cérémonie de remise des médailles du 400 mètres haies féminin déroula sous le péristyle du Coliseum. Photo LAOOC - Paul Slaughter.




Jihong Zhou (CHN), winner of women's platform diving. NOPP photo by Dave Gatley/Los Angeles Times.

Jihong Zhou (CHN), gagnante du plongeon de haut vol féminin. Photo NOPP-Dave Gatley/Los Angeles Times.

Korea (in red) defeats Brazil 3-1 in volleyball semi-final action. LAOOC photo by Paul Slaughter.

La Corée, en rouge, bat le Brésil 3-1 en demi-finale de volley-ball. Photo LAOOC-Paul Slaughter.



Gabriela Andersen-Schiess (SUI) finishes thirty-seventh, the first-ever women's marathon. LPI/84 photo by Joe DiMaggio.

Gabriella Andersen-Schless (AUS) termine 37^{ème} du premier marathon féminin olympique. Photo LPI/84-Joe DiMaggio.

The United States women had never been higher than fifth in volleyball before winning a silver medal in 1984. LPI/84 photo by Robert Hagedohm.

L'équipe féminine des Etats-Unis n'avait jamais fait mieux que cinquième en volley-ball avant de remporter la médaille d'argent en 1984. Photo LPI/84-Robert Hagedohm.




Daley Thompson (GBR) wins the decathlon 100 meters in 10.44 seconds. Photo by Bob Kuhn.

Daley Thompson (GBR) remporte le 100 mètres du décathlon en 10^{''}44 secondes. Photo Bob Kuhn.

Shown here putting the shot, Daley Thompson (GBR) missed the decathlon world record by one point. LPI/84 photo by Robert Hagedohm.

Daley Thompson (GBR) que l'on voit ici lancer le poids manqua d'un point le record du monde du décathlon. Photo LPI/84-Robert Hagedohm.



Sixty-two athletes competed in men's archery at El Dorado Park. LPI/84 photo by Lewis Portnoy.

Soixante-deux athlètes participèrent à El dorado Park aux compétitions de tir à l'arc masculin. Photo LPI/84-Lewis Portnoy.




This semi-final heat in the 4 x 400 meter relay is won by eventual bronze medalist Nigeria. LAOOC photo by Paul Slaughter.

Cette demi-finale du relais 4 x 4 mètres sera remportée par le Nigéria, qui récoltera la médaille de bronze. Photo LAOOC-Paul Slaughter.



Action from the Flying Dutchman class during the yachting competition. LPI/84 photo by Paul Kennedy.

Un moment des régates en classe Flying Dutchman. Photo LPI/84-Paul Kennedy.



Li Ning (CHN) tied for the gold medal on the Still rings. LAOOC photo by Paul Slaughter.

Li Ning (CHN) ex-aequo pour la première place aux anneaux. Photo LAOOC-Paul Slaughter

Baseball is a demonstration sport in the Olympics for the seventh time. L.A. Dodgers photo by Richard S. Kee.

Pour la septième fois, le baseball est un sport de démonstration pendant les Jeux Olympiques. Photo L. A. Dodgers-Richard Kee.

Unless otherwise noted, all photographs have been shot with Fuji film.

Toutes les photographies ont été effectuées sur film Fuji, sauf indications contraire.



Weiqiang Chen (CHN) captures the 60 kg division of weightlifting, one of six medals the People's Republic of China won in the competition. LAOOC photo by Paul Slaughter.

Weiqiang Chen (CHN) remporte la médaille d'or d'haltéophilie dans la catégorie 60 kg, l'une des six médailles que la République Populaire de Chine remporta dans ce sport. Photo LAOOC-Paul Slaughter.




Members of the USA 4x100 meter freestyle relay team celebrate their gold medal performance. NOPP photo by Dave Gatley/Los Angeles Times.

Les membres de l'équipe de relais 4 x 100 mètres nage libre des Etats-Unis célèbrent leur médaille d'or. Photo NOPP-Dave Gatley/Los Angeles Times.

Stefano Cerioni (ITA) defeats Mathias Gey (FRG) in the final round of men's individual foil. LPI/84 photo by Michael Yada.

Stefano Cerioni (ITA) l'emporte sur Mathias Gey (FRG) dans le dernier assaut du fleuret masculin. Photo LPI/84-Michael Yada.



Rick Carey sets a new Olympic record while winning the gold medal in the 200 meter backstroke. LPI/84 photo by John G. Zimmerman.

En remportant la médaille d'or du 200m dos, Rick Carey établit un nouveau record olympique. Photo LPI/84-John G. Zimmerman.



The Federal Republic of Germany defeats the United States 4-0 in women's field hockey action. LPI/84 photo by Robert Long.

La République Fédérale d'Allemagne bat les Etats-Unis 4-0 en hockey féminin. Photo LPI/84-Robert Long.



Mark Gorski and Nelson Vails (both USA) finish first and second, in cycling's individual sprint. LPI/84 photo by Michael Yada.

Mark Gorski et Nelson Vails (tous deux des Etats-Unis) terminent premier et second dans l'épreuve individuelle de vitesse. Photo LPI/84-Michael Yada.

Inaction from women's basketball, Anne Donovan (USA) fights rebound against China's Haixia Zheng. NOPP photo by Lori Shepler/Los Angeles Times.

Accours d'un match de basket-ball féminin, Anne Donovan (USA) lutte pour gagner le rebond contre Haixia Zheng (CHN). Photo NOPP-Shepler/Los Angeles Times.



Alice Brown and Jeanette Bolden (foreground) are part of the winning USA 400 meter relay team which set a new Olympic record. NOPP photo by Jayne Kamin/Los Angeles Times.

Alice Brown et Jeanette Bolden (au premier plan) font partie de l'équipe de relais 4 x 100 mètres qui vient de donner aux Etats-Unis un nouveau record olympique. Photo NOPP-Jayne Kamin/Los Angeles Times.

Rhythmic gymnastics is held at Pauley Pavilion, located on the campus of the University of California at Los Angeles. LAOOC photo by Paul Slaughter.

La gymnastique rythmique se déroulait au Pauley Pavilion sur le campus de l'University of California, Los Angeles. Photo LAOOC-Paul Slaughter.



Trane Ruiz and Candy Costie (USA) are the gold medalists in the initial Olympic synchronized swimming duet competition. LPI/84 photo by Lewis Portnoy.

Tracie Ruiz et Candy Costie (USA) sont médailles d'or de la première épreuve de nage synchronisée à deux qui figure au programme des Jeux Olympiques. Photo LPI/84-Lewis Portnoy.



Julius Korir of Kenya (#586), on his way to the gold medal in the final of the 3000 meter steeplechase. LAOOC photo by Paul Slaughter.

Jubus Korir (KEN), dossard 586, sur le chemin de la médaille d'or dans la finale du 3000 mètres steeple. Photo LAOOC-Paul Slaughter.



Action from the men's final of the eight-oar with coxswain event which saw Canada capture the gold medal. LPI/84 photo by John Zimmerman.

Image de la finale du huit rameurs en pointe avec barreur qui devait se terminer par la victoire du Canada. Photo LPI/84-John Zimmerman.




Bill Wennington (CAN) reaches for rebound against the United States in basketball. Photo by Martin A. Folb.

Bill Wennington (CAN) cherche à gagner le rebond dans le match de basket-ball qui oppose son équipe à celle des Etats-Unis. Photo Martin A. Folb.

Edwin Moses (USA) relaxes before winning the men's 400 meter hurdles. LAOOC photo by Paul Slaughter.

Edwin Moses (USA) se détend avant de remporter le 400 mètres haies. Photo LAOOC-Paul Slaughter.



Diana Clapham (GBR) takes a spill during the three-day event. LAOOC photo by Paul Slaughter.

Chute de Diana Clapham (GBR) pendant le concours complet. Photo LAOOC-Paul Slaughter.

Fernando Romay (ESP) fights for rebound against Wayman Tisdale of the United States. LPI/84 photo by Michael Yada.

Fernando Romay (ESP) lutte pour le rebond contre Wayman Tisdale (USA). Photo LPI/84-Michael Yada.



Carl Lewis and Calvin Smith exchange the baton during the world record performance of the United States' 400 meter relay team. LPI/84 photo by Robert Long.

Passage du témoin entre Carl Lewis et Calvin Smith pendant le relais 4 x 100 mètres à l'issue duquel l'équipe des Etats-Unis allait battre le record du monde. Photo LPI/84-Robert Long.



Chinese Tamper finishes third in baseball after beating Korea 3-0. LPI/84 photo by Lewis Portnoy.

Chinese Tamper termine troisième du tournoi de baseball après avoir battu la Corée. Photo LPI/84-Lewis Portnoy.




Peter Vidmar (USA) scores a 9.90 on his parallel bar routine on the way to a silver medal in the all-around competition. LPI/84 photo by Robert Long.

Peter Vidmar (USA) est noté 9,90 pour sa démonstration aux barres parallèles, avant de remporter la médaille d'argent dans le concours multiple individuel de gymnastique. Photo LPI/84-Robert Long.

In this semi-final match, France defeats Yugoslavia 4-2 in overtime. France went on to capture the gold medal while Yugoslavia wins the bronze. LPI/84 photo by Michael Yada.

Cette demi-finale de football se conclut, après prolongation par la victoire par 4-2 de la France sur la Yougoslavie. La France remportera finalement la médaille d'or et la Yougoslavie la médaille de bronze. Photo LPI/84-Michael Yada.



Canada's Jacques Demers won the silver medal in 75 kg weightlifting. LPI/84 photo by John G. Zimmerman.

Jacques Demers (CAN) gagne la médaille d'argent en haltérophilie catégorie 75 kg. Photo LPI/84-John G. Zimmerman.



In men's field hockey action, Australia defeats the United States 2-1 in a close match. LPI/84 photo by Paul Kennedy.

A l'issue d'un match serré, l'Australie l'emporte sur les Etats-Unis 2-1 en hockey. Photo LPI/84-Paul Kennedy.



Early morning at Lake Casitas as rowers prepare for their morning races. LAOOC photo by Paul Slaughter.

Au petit matin, à Lake Casitas, les rameurs se préparent pour la compétition. Photo LAOOC-Paul Slaughter.




Susan Badders (USA) and Huahua Li (CHN) in women's team foil competition. NOPP photo by Pat Downs/Los Angeles Times.

Susan Badders (USA) et Huahua Li (CHN) au cours d'un assaut de l'épreuve féminine de fleuret par équipe. Photo NOPP-Pat Downs/Los Angeles Times.

Alex Baumann (CAN), after setting the Olympic and world record in the 200 meter individual medley. LPI/84 photo by John G. Zimmerman.

Alex Baumann (CAN), après avoir établi un nouveau record olympique et mondial dans le 200 mètres quatre nages. Photo LPI/84-John G. Zimmerman.



Winner of six medals, Li Ning of China shows the form that earned him the silver medal in the rings competition. NOPP photo by Jay Dickman/Los Angeles Times.

Gagnant de six médailles, Li Ning (CHN) montre la forme qui lui valut la médaille d'argent dans l'épreuve des anneaux. Photo NOPP-Jay Dickman/Los Angeles Times.

Tineke Hidding (HOL) finishes seventh in the heptathlon. LAOOC photo by Paul Slaughter.

Tineke Hidding (HOL) termine septième de l'heptathlon. Photo LAOOC-Paul Slaughter.



Angelo Musone (left) of Italy, defeats Haken Brock (SWE) in this heavyweight bout. LPI/84 photo by Joe DiMaggio.

Angelo Musone (ITA). A gauche, l'emporte sur Haken Brock (SWE) dans ce combat poids lourd. Photo LPI/84-Joe DiMaggio.



Show" here on Touch of Class is Joe Fargis (USA), gold medalist in the individual jumping competition. LPI/B4 photo by Robert Long.

Monté sur Touch of Class, Joe Fargis (USA) remporte la médaille d'or dans le concours de sauts d'obstacles. Photo LP/B4-Robert Long.



Matthew Dryke (USA) equals the Olympic record in winning the gold medal in skeet shooting. NOPP photo by Bob Chamberlin/Los Angeles Times.

Matthew Dryke (USA) égale le record olympique au skeet et remporte la médaille d'or. Photo NOPP-Bob Chamberlin/Los Angeles Times.


Li Ning (CHN) and Peter Vidmar (USA) tie for first in the pommel horse competition. LPI/B4 photo by Robert Long.

Li Ning (CHN) et Peter Vidmar (USA) ex-aequo dans l'épreuve de cheval d'arçons. Photo LPI/B4-Robert Long.



Virgil Hill (USA) defeats Mohamed Zaoui (ALG) in this semi-final bout and went on to capture the silver medal in the middleweight division. NOPP photo by Robert Lachman/Los Angeles Times.

Virgil Hill (USA) bat Mohamed Zaoui (ALG) à l'issue de ce combat de demi-finale avant de remporter la médaille d'argent en catégorie poids moyen. Photo NOPP-Robert Lachman/Los Angeles Times.



Karen Stives (USA) wins the endurance test portion of the three-day event aboard Ben Arthur. The United States went on to capture the team gold medal in this competition. LAOOC photo by Paul Slaughter.

Karen Stives (USA), montée sur Ben Arthur, remporte l'épreuve de cross du concours complet. Les Etats-Unis recueilleront la médaille d'or par équipe dans cette compétition. Photo LAOOC—Paul Slaughter.

In the parallel bar competition, Nobuyuki Kajitani (JPN) captures the silver medal. IOPP photo by Stephanie Maze.

Dans l'épreuve de barre parallèles, Nobuyuki Kajitani (JPN) remporte la médaille d'argent. Photo IOPP—Stephanie Maze.



Water polo featured many exciting matches such as this one between the Federal Republic of Germany and the Netherlands. LP/B4 photo by Lewis Portnoy.

Les matches de water-polo furent particulièrement passionnants, comme le fut celui-ci entre la République Fédérale d'Allemagne et la Hollande. Photo LPI/B4-Lewis Portnoy.




The usually stoic Ecaterina Szabo (ROM) displays excitement after winning one of her five Olympic medals. LPI/B4 photo by Michael Yada.

D'un naturel plutôt placide, Ecaterina Szabo (ROM) exprime route sa joie après avoir gagné l'une des cinq médailles qu'elle récoltera à Los Angeles. Photo LPI/B4-Michael Yada.

Sixteen-year-old Mary Lou Retton (USA) reflects on her outstanding performance in the gymnastics competition. LPI/B4 photo by Michael Yada.

Mary Lou Retton (USA), seize ans, songe à son exceptionnelle performance dans la compétition de gymnastique. Photo LPI/B4—Michael Yada.



The Olympic Velodrome at CSU Dominguez Hills was constructed in 1981-82 with the support of the Southland Corporation. LADDC photo by Paul Slaughter.

Le Vélodrome de California State University à Dominguez Hills fut construit en 1981-1982 avec le concours de Southland Corporation. Photo LADDC—Paul Slaughter.



One of three facilities built specifically for the 1984 Olympics, the construction of the swim stadium on the University of Southern California was sponsored by the McDonalds Corporation. LPI/B4 photo by John G. Zimmerman.

Financé par McDonalds Corporation, le stade de natation de l'University of Southern California était l'une des installations spécialement construites pour les Jeux Olympiques de 1984. Photo LPI/B4—John G. Zimmerman.

The United States men's volleyball team wins the gold medal, America's first-ever Olympic medal in the sport. LPI/B4 photo by Lewis Portnoy.

L'équipe de volley-ball masculine des Etats-Unis remporte la médaille d'or, première médaille olympique gagnée par les Etats-Unis dans ce sport. Photo LPI/B4-Lewis Portnoy.



Marc Meiling (FRG) battles Fabien Canu (FRA) in a middleweight bout. LPI/B4 photo by George Birch.

Marc Meiling (FRG) et Fabien Canu (FRA) s'affrontent au cours de ce match de poids moyen. Photo LPI/B4—George Birch.



Silver medalist Federal Republic of Germany defeats the United States 4-0 in this early round action from men's field hockey. LAOOC photo by Paul Slaughter.

La République Fédérale d'Allemagne, future médaille d'argent, bat les Etats-Unis 4-0 au cours de cette première série d'éliminatoires de hockey. Photo LAOOC—Paul Slaughter.

Modern pentathlon gold medalist Daniele Masala of Italy receives congratulations from teammates and coaches. NOPP photo by Skeeter Hagler/Los Angeles Times.

Médaille d'or du pentathlon moderne, Daniele Masala (ITA) reçoit les félicitations de ses équipiers et entraîneurs. Photo NOPP—Skeeter Hagler/Los Angeles Times.




The Olympic flag flies proudly above an athletics award ceremony at the Los Angeles Memorial Coliseum. LPI/B4 photo by George Long.

Au stade du Coliseum, le drapeau olympique flotte majestueusement sur une cérémonie de remise des médailles d'athlétisme. Photo LPI/B4—George Long.

Raul Gonzalez (MEX) celebrates after winning the 50 kilometer walk. LPI/B4 photo by John G. Zimmerman.

Raul Gonzalez (MEX) célèbre sa victoire dans la marche 50 km. Photo LPI/B4—John G. Zimmerman.



Joe Fargis (USA) acknowledges Coliseum crowd at Closing Ceremonies after receiving the gold medal for Equestrian-Individual jumping competition. LPI/B4 photo by Robert Long.

Lors des Cérémonies de Clôture, Joe Fargis (USA) répond aux applaudissements de la foule du Coliseum après avoir reçu la médaille d'or pour sa victoire dans le concours individuel de sauts d'obstacles. Photo LPI/B4—Robert Long.

The Olympic Flag and the Olympic Torch—two eternal symbols of the Games. NOPP photo by Rick Corrales/Los Angeles Times.

Symboles éternels de l'Olympiade: le Drapeau Olympique et le flambeau Olympique. Photo NOPP—Rick Corrales/Los Angeles Times.



A spaceship, "Alien Being" and laser light show help create a sensational Closing Ceremonies. NOPP photo by Jayne Kamin/Los Angeles Times.

Les Cérémonies de Clôture furent marquées par l'apparition d'un vaisseau spatial, d'un être extra-terrestre et par un spectacle exceptionnel de lumières laser. Photo NOPP—Jayne Kamin/Los Angeles Times.



LAOOC President Peter V. Ueberroth addresses the crowd at Closing Ceremonies. LAOOC photo by Paul Slaughter.

M. Peter Ueberroth, Président du LAOOC, s'adresse aux spectateurs du Coliseum lors des Cérémonies de Clôture. Photo LAOOC—Paul Slaughter.

The Closing Ceremonies are highlighted by a spectacular thirty minute fireworks display. LAOOC photo by Paul Slaughter.

Les Cérémonies de Clôture furent marquées par un spectaculaire feu d'artifices qui dura trente minutes. Photo LAOOC—Paul Slaughter.



Entertainer Lionel Richie and 300 break-dancers perform a specially rewritten version of the song "All Night Long" during the Closing Ceremonies celebration. LPI/B4 photo by Paul Kennedy.

Cérémonies de Clôture—Environné par l'éclat de 300 break-dancers, Lionel Richie interprète une variante olympique de son grand succès "All Night Long." Photo LPI/B4—Paul Kennedy.



The fireworks display at Closing Ceremonies, accompanied by music, salute each of the previous Olympic host cities. LAOOC photo by Paul Slaughter.

Au cours des Cérémonies de Clôture, l'éclat de feu d'artifices et de la musique qui l'accompagnait constituait un hommage à toutes les villes qui avaient accueillies Jeux Olympiques au cours de l'ère moderne. Photo LAOOC—Paul Slaughter.



Dedicated 1 June 1984, this 25 foot-high Olympic Gateway located outside the Coliseum and created by sculptor Robert Graham, becomes a part of the legacy of the XXIIIrd Olympiad. Photo by Martin A. Folb.

Inaugurée 1er juin 1984, cette porte monumentale, haute de plus de 8 mètres sculptée par Robert Graham, domine l'entrée du Coliseum. Elle participe désormais à l'héritage de la XXIIIe Olympiade. Photo Martin A. Folb.

Unless otherwise noted, all photographs have been shot with Fuji film.

Toutes les photographies ont été effectuées sur film Fuji sauf indications contraires.

2

Calendar of events/Programme des manifestations

Event Epreuve	Site	July/Juillet				August/Août												
		28	29	30	31	1	2	3	4	5	8	7	8	9	10	11	12	
Opening Ceremonies Cérémonies d'Ouverture	The Los Angeles Memorial Coliseum	•																
Archery Tir à l'arc	El Dorado Park, Long Beach													•	•	•	•	
Athletics Athlétisme	The Los Angeles Memorial Coliseum							•	•	•	•			•	•	•	•	
Baseball Base-ball	Dodger Stadium, Los Angeles		•	•	•	•	•	•	•	•								
Basketball Basket-ball	The Forum, Inglewood		•	•	•	•	•	•	•	•	•	•	•	•	•	•		
Boxing Boxe	The Los Angeles Memorial Sports Arena		•	•	•	•	•	•	•	•	•	•	•	•	•	•		
Canoeing Canoe	Lake Casitas, Ventura County											•	•	•	•	•	•	
Cycling Cyclisme	Olympic Velodrome, California State University, Dominguez Hills		•	•	•	•	•	•			•							
Equestrian Sports Sports équestres	Santa Anita Park, Arcadia		•	•		•		•	•				•	•	•	•		•
Fencing Escrime	Long Beach Convention Center					•	•	•	•	•			•	•	•	•	•	
Football Football	The Rose Bowl, Pasadena		•	•	•	•	•	•			•	•		•		•		
Gymnastics Gymnastique	Pauley Pavilion, University of California, Los Angeles		•	•	•	•	•	•	•	•					•	•	•	
Handball Handball	Titan Gymnasium, California State University, Fullerton				•	•	•	•	•	•	•	•	•	•	•	•	•	
Hockey Hockey	Weingart Stadium, East Los Angeles College, Monterey Park		•	•	•	•	•	•	•	•	•	•	•	•	•	•	•	
Judo Judo	Eagles' Nest Arena, California State University, Los Angeles									•	•	•	•	•	•	•	•	
Modern Pentathlon Pentathlon moderne	Coto de Caza, Orange County		•	•	•	•												
Rowing Aviron	Lake Casitas, Ventura County			•	•	•	•	•	•	•								
Shooting Tir	Olympic Shooting Range Prado Recreational Area, Chino		•	•	•	•	•	•	•									
Swimming Natation	Olympic Swim Stadium, University of Southern California, Los Angeles		•	•	•		•	•	•									
Diving Plongeon	Olympic Swim Stadium, University of Southern California, Los Angeles										•	•	•	•	•	•	•	•
Synchronized Swimming Nage synchronisée	Olympic Swim Stadium, University of Southern California, Los Angeles										•		•	•				
Water Polo Water-polo	Raleigh Runnels Memorial Pool, Pepperdine University, Malibu					•	•	•			•	•		•	•			
Tennis Tennis	Los Angeles Tennis Center, University of California, Los Angeles										•	•	•	•	•	•		
Volleyball Volley-ball	The Long Beach Arena		•	•	•	•	•	•	•	•	•	•	•				•	
Weightlifting Haltérophilie	Albert Gersten Pavilion, Loyola Marymount University, Westchester		•	•	•	•	•		•	•	•	•						
Wrestling Lutte	Anaheim Convention Center			•	•	•	•	•					•	•	•	•	•	
Yachting Voile	Long Beach Shoreline Marina and Harbor				•	•	•	•				•	•	•				
Closing Ceremonies Cérémonies de Cloture	The Los Angeles Memorial Coliseum																	•



IOC abbreviations for the National Olympic Committees / Dénominations officielles abrégées des Comités Nationaux Olympiques

AFG	Afghanistan	EGY	Egypt	LBR	Liberia	SIN	Singapore
AHO	Netherlands Antilles	ESA	El Salvador	LES	Lesotho	SLE	Sierra Leone
ALB	Albania	ESP	Spain	LIB	Lebanon	SMR	San Marino
ALG	Algeria	ETH	Ethiopia	LIE	Liechtenstein	SOL	Solomon Islands
AND	Andorra	FIJ	Fiji	LUX	Luxembourg	SOM	Somalia
ANG	Angola	FIN	Finland	MAD	Madagascar	SRI	Sri Lanka
ANT	Antigua	FRA	France	MAL	Malaysia	SUD	Sudan
ARG	Argentina	FRG	Federal Republic of Germany	MAR	Morocco	SUI	Switzerland
AUS	Australia	GAB	Gabon	MAW	Malawi	SUR	Surinam
AUT	Austria	GAM	Gambia	MEX	Mexico	SWE	Sweden
BAH	Bahamas	GBR	Great Britain	MGL	Mongolia	SWZ	Swaziland
BAN	Bangladesh	GDR	German Democratic Republic	MLI	Mali	SYR	Syria
BAR	Barbados	GEQ	Equatorial Guinea	MLT	Malta	TAN	Tanzania
BEL	Belgium	GHA	Ghana	MON	Monaco	TCH	Czechoslovakia
BEN	Benin	GRE	Greece	MOZ	Mozambique	THA	Thailand
BER	Bermuda	GRN	Grenada	MRI	Mauritius	TOG	Togo
BHU	Bhutan	GUA	Guatemala	MTN	Mauritania	TON	Tonga
BIR	Burma	GUI	Guinea	NCA	Nicaragua	TPE	Chinese Taipei
BIZ	Belize	GUY	Guyana	NEP	Nepal	TRI	Trinidad & Tobago
BOL	Bolivia	HAI	Haiti	NGR	Nigeria	TUN	Tunisia
BOT	Botswana	HKG	Hong Kong	NGU	Papua New Guinea	TUR	Turkey
BRA	Brazil	HOL	Netherlands	NIG	Niger	UAE	United Arab Emirates
BRN	Brunei	HON	Honduras	NOR	Norway	UGA	Uganda
BRU	Brunei	HUN	Hungary	NZL	New Zealand	URS	USSR
BUL	Bulgaria	INA	Indonesia	OMA	Oman	URU	Uruguay
CAF	Central Africa	IND	India	PAK	Pakistan	USA	United States
CAN	Canada	IRL	Ireland	PAN	Panama	VEN	Venezuela
CAY	Cayman Islands	IRN	Iran	PAR	Paraguay	VIE	Vietnam
CGO	Congo	IRQ	Iraq	PER	Peru	VOL	Upper Volta
CHA	Chad	ISL	Iceland	PHI	Philippines	YAR	Yemen Arab Republic
CHI	Chile	ISR	Israel	POL	Poland	YMD	Yemen Democratic Republic
CHN	People's Republic of China	ISV	Virgin Islands	POR	Portugal	YUG	Yugoslavia
CIV	Ivory Coast	ITA	Italy	PRK	Democratic People's Republic of Korea	ZAI	Zaire
CMR	Cameroon	IVB	British Virgin Islands	PUR	Puerto Rico	ZAM	Zambia
COL	Colombia	JAM	Jamaica	QAT	Qatar	ZIM	Zimbabwe
CRC	Costa Rica	JOR	Jordan	ROM	Romania		
CUB	Cuba	JPN	Japan	RWA	Rwanda		
CYP	Cyprus	KEN	Kenya	SAM	Western Samoa		
DEN	Denmark	KOR	Korea	SAU	Saudi Arabia		
DJI	Djibouti	KUW	Kuwait	SEN	Senegal		
DOM	Dominican Republic	LAO	Laos	SEY	Seychelles		
ECU	Ecuador	LBA	Libya				

Sport abbreviations/Abréviation des différents sports

AR	Archery/Tir à l'arc	JU	Judo/Judo
AT	Athletics/Athlétisme	MP	Modern Pentathlon/Pentathlon Moderne
BS	Baseball/Base-ball	RO	Rowing/Aviron
BB	Basketball/Basket-ball	SH	Shooting/Tir
BO	Boxing/Boxe	SW	Swimming/Natation
CA	Canoeing/Canoe	TE	Tennis/Tennis
CY	Cycling/Cyclisme	VB	Volleyball/Volley-ball
EQ	Equestrian Sports/Sports Equestres	WE	Weightlifting/Halterophilie
FE	Fencing/Escrime	WR	Wrestling/Lutte
FB	Football/Football	YA	Yachting/Voile
GY	Gymnastics/Gymnastique		
HB	Handball/Handball		
HO	Hockey/Hockey		

Listing of the competitors / Liste des concurrents

Name Nom	Country Pays	Sport	Name Nom	Country Pays	Sport	Name Nom	Country Pays	Sport	Name Nom	Country Pays	Sport
A			Aguilar, Omar	CHI	AT	Algadi, Abdulrab	YAR	AT	Amna, Chibou	NIG	BO
A-Bahumaid, Abed	QAT	AT	Aguilar, Rafael	ESP	SW	Algadi, Ali Saleh	YAR	AT	Amoric, Carole	FRA	SW
Aanijes, Johan	HOL	SW	Agustsdottir, Gudrun	ISL	SW	Alghaith, Adel	KUW	SW	Amundsen, Harald	NOR	CA
Aaser, Carl Peter	NOR	YA	Agut, Jose	ESP	HO	Alghazawi, Ali	SAU	CY	An, Hae-Eun	KOR	RO
Abascal, Alejandro	ESP	YA	Ahlsen, Per Egil	NOR	FB	Alhahdoud, Ahmad	KUW	SW	An, Jin-Soo	KOR	HB
Abascal, Jose	ESP	AT	Ahmad, Ibrahim	QAT	FB	Alharshani, Sad	KUW	SW	An, Young-Su	KOR	BO
Abasolo, Rodrigo	CHI	RO	Ahmad, Mushtaq	PAK	HO	Alhassan, Abu	GHA	AT	Anastasovski, Svetlana	YUG	HB
Abatte, Raul	CHI	SH	Ahmed Hadj Allah, Ikhlaf	ALG	BO	Alheshimi, Amor	OMA	AT	Anderholm, Carin	SWE	TE
Abbagnale, Carmine	ITA	RO	Ahmed, Abdullahij	SOM	AT	Alhsain, Mohamedom	SAU	FB	Anders, Beth	USA	HO
Abbagnale, Giuseppe	ITA	RO	Ahmed, Ishtiaq	PAK	HO	Alhyari, Ayser	JOR	SH	Andersen-Scheiss, Gabriel	SUI	AT
Abbas, Zulkifli	MAL	HO									
Abbot, Sheryl	USA	RO	Ahmed, Salah	DJI	AT	Ali, Abdulla	BRN	SH	Andersen, Erling	NOR	AT
Abd-Ahad, Sabiamad	MAL	SH	Ahn, Byeong-Keun	KOR	JU	Ali, Helal	UAE	AT	Andersen, Thomas	DEN	YA
Abdalla, Mohamed	BRN	MP	Ahn, Byung-Soo	KOR	MP	Ali, Nasir	PAK	HO	Anderson-Herweck, Lesleh	CAN	RO
Abdallah, Raida	JOR	AT	Ahn, Dal-Ho	KOR	BO	Aljamea, Waleed	SAU	FE	Anderson, Hugo Ricardo	ARG	JU
Abdelaal, Abdellatif	EGY	WR	Ahn, Un-Hak	KOR	BS	Alkemade, Guido	HOL	YA	Anderson, Jodi	USA	AT
Abdelaziz, Ahmed	EGY	VB	Ahumada, Daniel	CHI	FB	Alkhamees, Nawafam	SAU	FB	Anderson, John	CAN	SW
Abdelhamed, Mohamed	EGY	VB	Aidet, Mehdi	ALG	AT	Alkhater, Mubarak	QAT	FB	Anderson, John	AUS	YA
Abdelmeguid, Amr	EGY	BB	Aiese, Pasquale	ITA	RO	Allam, Ibrahim	EGY	FE	Anderson, Mats	SWE	CY
Abdelrahman, Khaled	EGY	VB	Ajjoub, Nassan	SYR	BO	Allam, Peter	GBR	YA	Andersson, Agneta	SWE	CA
Abdilahi, Chamarke	DJI	AT	Ajjoub, Salem	SYR	WE	Allan, Alister	GBR	SH	Andersson, Bengt	SWE	CA
Abdo, Reema	CAN	SW	Akabus, Kriss	GBR	AT	Allassane, Adamou	NIG	AT	Andersson, Frank	SWE	WR
Abdul Majeed	PAK	WR	Akaishi, Kosei	JPN	WR	Allawi, K. H.	IRQ	FB	Andersson, Kent	SWE	WR
Abdul Rahman, Mohd Ghuloo	BRN	SH	Akatsa, Peter	KEN	HO	Allawi, K. M.	IRQ	FB	Andersson, Liselotte	SWE	AR
Abdul Ruhman, Hussam	JOR	SH	Akatsuka, Hiroyuki	JPN	SH	Alli, Yusuf	NGR	AT	Ando, Masaya	JPN	WR
Abduljawad, Mohammedam	SAU	FB	Akay, Taju	GHA	BO	Allievi, Vittorio	ITA	GY	Andra, Pierre	FRA	SW
Abdulla, Faraj	QAT	AT	Akgun, Ibrahim	TUR	WR	Allocco, Stefano	ITA	CY	Andrade, Antonio	POR	JU
Abdulla, Mohammad	UAE	AT	Akhtar, Khalid	PAK	YA	Almajed, Ahmad	QAT	FB	Andrade, Israel	BRA	BB
Abdullah, A.Al-Shayee	SAU	CY	Akhtar, Naeem	PAK	HO	Almaliki, Mohammed	OMA	AT	Andre, Daniel	MRI	AT
Abdulshakor, Sameerao	SAU	FB	Akins, Sid	USA	BS	Almass, Faraj	QAT	FB	Andrei, Alessandro	ITA	AT
Abe, Tadashi	JPN	RO	Akivama, Erika	JPN	GY	Almohamadi, Issa	QAT	FB	Andrei, Vasile	ROM	WR
Abe, Wakako	JPN	CY	Akomi, Alego	SUD	BO	Almohannedi, Khalid	QAT	FB	Andreotti, Aldo	ITA	SH
Abega Mbida, Theophile	FRA	FB	Akonniemi, Aulis	FIN	AT	Almonte, Rafael	DOM	BS	Andrews, Shelley	CAN	HO
Abibssira, David	CMR	SH	Aksu, Semra	TUR	AT	Almutairy, Manhi	SAU	SH	Andrews, Theresa	USA	SW
Abissi, Firmin	BEN	BO	Akumu, Julius	KEN	HO	Alnakdali, Mohamed Mutei	SYR	WR	Andric, Dragan	YUG	SW
Abouali, Mohammad	SAU	FE	Akutey, John	GHA	AT	Alnasisah, Shayemsh	SAU	FB	Andrulis, Henry	CAN	BS
Abossolo Ze, Jean Pierre	CMR	AT	Al Bulushi, Abdullatif	OMA	SH	Alonco, Nilton Silva	BRA	RO	Ang. Peng-Siong	SIN	SW
Aboud, Kamel	ALG	BO	Al Bulushi, Allahdad	OMA	SH	Alonso, Cecilio	ESP	HB	Angelakis, Jana	USA	FE
Abouelelaa, Mahmoud	EGY	VB	Al Ghafiri, Ali	OMA	SH	Alonso, Jose	ESP	AT	Anias, Jarmo	FIN	AT
Aboulenein, Essameldin	EGY	BB	Al Hussini, Abdullah	OMA	SH	Alonzo-Alonzo, Jose-Victo	GUA	AT	Anjos, Henrique	POR	YA
Aboulkheir, Fouad	EGY	BB	Al Jamudi, Zaher	OMA	SH	Alosaimy, Zayed	SAU	SH	Annavi, Nellaswamy	IND	AT
Abouzeid, Gaber	EGY	VB	Al Khalifa, Ali	BRN	SH	Alotaibi, Talak	SAU	SH	Annijis, Eddy	BEL	AT
Abraham, Shinx K.	IND	AT	Al Khalifa, Salman	BRN	SH	Alouini, Mohamed	TUN	AT	Antequera, Francisco	CAN	CY
Abrahams, Glen	CRC	AT	Al Khatiry, Said	OMA	SH	Alpizar, Minor	CRC	FB	Antibo, Salvatore	ITA	AT
Abrahamson, Donald	USA	WE	Al Khatry, Salim	OMA	SH	Alrasheed, Rashid Fahad	SAU	FE	Antich, Monica	ESP	SW
Abrantes, Joao	POR	MP	Al Rahbi, Juma	OMA	SH	Alrashid, Khalid F	SAU	FE	Antonio, Quintana	COL	WE
Abreu, Paulo	BRA	SW	Al Subhi, Khamis	OMA	SH	Alsadah, Ali	QAT	FB	Anzarah, John	KEN	AT
Abuqrais, Abdulla	KUW	SW	Al-Abdulla, Jamal	QAT	AT	Alsaleh, Ahmed	SAU	CY	Aoudou, Ibrahim	CMR	FB
Aceves, Daniel	MEX	WR	Al-Ahmad, Ahmad	KUW	FE	Alsalam, Abdullah	SAU	FE	Aouita, Saïd	MAR	AT
Aceves, Roberto	MEX	WR	Al-Awadhi, Khaled	KUW	FE	Alsameer, Awadh	OMA	AT	Apostol, Chira	ROM	RO
Acherman, Alfred	SUI	CY	Al-Basam, Faisal	SAU	AR	Alshahrani, Hasan	SAU	CY	Appah, Macauley	NGR	WR
Achia, Wilson	UGA	AT	Al-Duailah, Jasem	KUW	AT	Alshamari, Hasan	KUW	SW	Appel, Gabriele	FRG	HO
Achilles, Jacob	HOL	SH	Al-Ghareeb, Tareq	KUW	JU	Alshammari, Jamal	KUW	SW	Appiah, Martha	GHA	AT
Acosta, Leopoldo	ECU	AT	Al-Hammad, Yousuf	KUW	JU	Alshanqiti, Mohammed	SAU	CY	Aquea, Lino	CHI	CY
Adair, Craig	NZL	CY	Al-Karbi, Said	QAT	SH	Alsharji, Amor	OMA	AT	Arai, Yukio	JPN	BS
Adalsteinsson, Thorbergur	ISL	HB	Al-Khawaja, Ali	KUW	FE	Alsharji, Barkat	OMA	AT	Araki, Daizo	JPN	MP
Adam, Shuaib	KEN	SH	Al-Khurafi, Osama	KUW	FE	Alshushe, Mohamed	JOR	SH	Aramist, Gary	ISR	SH
Adams, John E.	DOM	JU	Al-Maiwali, Talib-Salim	OMA	YA	Alsowaidi, MohdDeham	QAT	FB	Arango, Rogelio	COL	CY
Adams, Neil	GBR	JU	Al-Mutawa, Kifah	KUW	FE	Altahir, Alawi	QAT	AT	Araouzos, Dimitrios	CYP	AT
Adams, Phillip	AUS	SH	Al-Najada, Adel	KUW	JU	Altaqi, Majed	KUW	SW	Arason, Kristjan	ISL	HB
Adamson, Derrick	JAM	AT	Al-Rahim, Talal	QAT	AT	Altin, Mehmet	TUR	WE	Arauz, Luis	NCA	BS
Addy, Mercy	GHA	AT	Al-Sayegh, Abdul-Nasser	KUW	FE	Altun, Ahmet	TUR	AT	Aravena, Manuel	CHI	CY
Adegbeingbe, Lawrence	NGR	AT	Al-Shammari, Jadaan	QAT	SH	Altweck, Gabriele	FRG	CY	Arba, Rodica	ROM	RO
Adelbi, Irfan	JOR	SH	Al-Tubaikh, Saed	KUW	JU	Alubaha, Lucas	KEN	HO	Arbos, Jaime	ESP	HO
Ademe, Joost	HOL	RO	Alabsi, Hasan	SAU	CY	Alusaimy, Abdallah	SAU	SH	Arbos, Juan	ESP	HO
Aden, Jama	SOM	AT	Aladsani, Yousuf	QAT	FB	Alvares, Ana	BRA	VB	Arcay Llanos, Diego	VEN	SH
Adeyanju, Iziq	NGR	AT	Alaerts, Lea	BEL	AT	Alvarez, Jose	MEX	SH	Arcega, Fernando	ESP	BB
Adiru, Evelyn	UGA	AT	Alais, Ernesto A.	ARG	SH	Alvarez, Luis	ESP	EQ	Archer, Derek	TRI	AT
Adler, Alan	BRA	YA	Alakbary, Azzan	OMA	AT	Alvaristo, Gilson	BRA	CY	Archibald, Jeffrey	NZL	HO
Adler, Daniel	BRA	YA	Alakbary, Sulaiman	OMA	AT	Alvisuri, Alejandro	PER	SW	Arcidiacono, Angelo	ITA	FE
Adogon, Adogon	CIV	CA	Alali, Mobarak	QAT	FB	Alwi, Rosman	MAL	CY	Areas, Panfilo	NCA	BS
Adomat, Lena	SWE	GY	Alammari, Mohd	QAT	FB	Aly, Ahmed	EGY	WE	Arens, Frank	BEL	SH
Adorno, Jean-Luc	MON	SW	Alanaz, Saafag	SAU	SH	Aly, Farag	EGY	WR	Arevalo, Jimmy	ECU	JU
Adrian, Selviana	INA	SH	Alassaf, Khaled	KUW	SW	Aly, Ihab	EGY	FE	Arias, James	USA	TE
Adsuar, Encarnacion	ESP	GY	Alawasa, Ali Hamed	JOR	SH	Alziani, Khalil	SAU	FB	Arigoni, Liliana	ARG	AT
Afandi, Mustapha	MAR	CY	Albaishi, Fahad Mousa	SAU	FE	Alzouweid, Abdullah	SAU	FE	Arinze, Timothy	NGR	AT
Agache, Lavinia	ROM	GY	Albarracin, Justo Carlos	ARG	EQ	Amadio, Roberto	ITA	CY	Ariyamankol, Panus	THA	AT
Agbebaku, Ajayi	NGR	AT	Alber, Reinhard	FRG	CY	Amakey, William	GHA	AT	Ariyamankol, Surapong	THA	AT
Agena, Craig	USA	JU	Alberts, Johan	HOL	CY	Amalekajorn, Amphol	THA	AR	Armah, Grace	GHA	AT
Agenor, Ronald	HAI	TE	Albishi, Ahmada	SAU	FB	Amar, Khayri	JOR	SH	Armanios, Roshdy	EGY	BO
Aggiss, Richard	AUS	HO	Alcala, Gerardo	MEX	AT	Amareidih, Daniel	FRA	CY	Armasescu, Mihaela	ROM	RO
Agius, Joanna	MLT	AR	Alcala, Raul	MEX	CY	Amat, Jean Pierre	FRA	SH	Armbrust, Barbara	CAN	RO
Agogo, Kally	NGR	WR	Alcalde, Manuel	ESP	AT	Amboni, Rocco	ITA	GY	Armentero, Marie-Th.	SUI	SW
Agosta, Marc	LUX	AT	Alcaraz, Eva	ESP	GY	Ambowode, Adolphe	CAF	AT	Armstead, Ray	USA	AT
Agrikola, Georg	FRG	RO	Alcardi, Tristan	CHI	YA	Ambrosione, Bartolo	ITA	EQ	Arnaudovic, Zlatan	YUG	HB
Agront, Laura	PUR	AT	Aldabe, Ricardo	ESP	SW	Ame, Jean	FRA	SH	Arnold, Marcel	SUI	AT
Agrotis, Spyros	CYP	CY	Aldahan, Mohamedali	SYR	BO	Amend, Eric	USA	TE	Aronis, Antonios	GRE	SW
Aguilar, Ruben	ARG	AT	Aldawasare, Sameija	SAU	FB	Amicarella, Ana	VEN	SW	Arop, Justin	UGA	AT
Aguilar, Andrey	CRC	SW	Aldeayee, Abdullaha	SAU	FB	Amike, Henry	NGR	AT	Arques, Javier	ESP	AT
Aguilar, Antonio	ESP	SW	Aldosari, Mehaisenmj	SAU	FB	Amir, Eldad	ISR	YA	Arraya, Laura	PER	TE
Aguilar, Florencio	PAN	AT	Aldosari, Salmannha	SAU	FB	Ammann, Peter	SUI	CA	Arriagada, Alvaro	CHI	EQ
			Aldossary, Nassar A	SAU	FE				Arrillaga, Eduardo	MEX	RO
			Aldossary, Salehkh	SAU	FB				Arslanian, Sirop	LIB	CY
			Aldrige, Peter	JAM	CY				Arteaga, Luis	ESP	RO
			Alegre, Pedro	ESP	CA				Artecona, Jose	PUR	SH
			Alencar, Maria Isabel	BRA	VB				Arthur, Christine	NZL	HO
			Alexakos, George Rodolfos	GRE	SH				Artigas, Marta	ESP	GY
			Alexandre, Marc	FRA	JU				Arup, Katie	GBR	FE
			Alexandre, Marcelo O.	ARG	CY				Asbun, Javier F.	BOL	SH
			Alfaro, Flavio	USA	BS				Ashby, David	FIJ	YA
			Alford, Steve	USA	BB				Ashford, Evelyn	USA	AT

Listing of the competitors / Liste des concurrents

Name Nom	Country Pays	Sport	Name Nom	Country Pays	Sport	Name Nom	Country Pays	Sport	Name Nom	Country Pays	Sport
Ashoush, Mohamed	EGY	AT	Bailey, Angela	CAN	AT	Baumer, Suzi	AUS	SW	Bennett, Mervyn	AUS	EQ
Ashton, Liz	CAN	EQ	Bailey, Susan	GBR	RO	Baumgartner, Bruce	USA	WR	Bennen, Todd	GBR	AT
Aslam, Javid	NOR	BO	Bailliss, Steven	GBR	WR	Bauro, Tommy	SOL	BO	Bennie, Andrew	NZL	EQ
Aspen, Brian	GBR	WR	Bainimoli, Inoke Ducia	FIJ	AT	Bauza, Walter A.	ARG	SH	Benning, Christine	GBR	AT
Asplund, Bengt	SWE	CY	Bakari, Grace	GHA	AT	Bavelas, Tasos	GRE	TE	Benninga, Carina	HOL	HO
Assadoma, Johnny	INA	BO	Bakary, Fofana	CIV	BO	Bawinheimer, Pat	CAN	SH	Benoit, Joan	USA	AT
Astbury, Andrew	GBR	SW	Baker, Lorraine	GBR	AT	Bayazid, Ahamedaa	SAU	FB	Benserud, Heidi	NDR	AT
Astolfi, Luis	ESP	EQ	Baker, Victoria	USA	RO	Bayer, Monika	AUT	SW	Bensimon, Laurence	FRA	SW
Astwood, Glen	BER	YA	Bakheet, Mansoor	QAT	FB	Bayes, Sharon	CAN	HD	Bensley, Todd	USA	SH
Asuncion, Deogracias	PHI	CY	Bakhshwein, Omaro	SAU	FB	Bayi, Filbert	TAN	AT	Benslimane, Mohamed	MAR	WR
Ata, Leslie	SOL	WE	Bakhta, Ali	ALG	AT	Bayley, Bruce	BAR	YA	Bensoussan, Michel	FRA	FB
Atan, Yahya	MAL	HO	Balan, Doina	ROM	RO	Bazdarevic, Mehmed	YUG	FB	Bent, Steve	GBR	CY
Atanaskovski, Valentina	YUG	SH	Baldinetti, Marco	ITA	SW	Beal, Doug	USA	VB	Bentley, John	AUS	RO
Atedji, Yehuda	ISR	YA	Bale, Stuart	GBR	TE	Beall, Bruce	USA	RO	Bentley, Paul	GBR	SH
Athanassiadis, George	GRE	WR	Baljic, Mirsad	YUG	FB	Beard, Betsy	USA	RO	Bentzur, Maya	ISR	AT
Atherfold, Niell	NZL	RO	Ball, Kathryn	GBR	RO	Beard, William	USA	SH	Benwan, S. M.	IRQ	FB
Atif, Manzoor H.	PAK	HO	Ballery, Georges	FRA	WR	Bearzot, Enzo	ITA	FB	Berbece, Dumitru	ROM	HB
Atiyeh, Joseph	SYR	WR	Balothanyi, Kgomotso	BOT	AT	Beashel, Colin	AUS	YA	Berce, Adrian	AUS	HO
Atkinson, John	ALIS	AT	Balyan, Jagminder	IND	WR	Beanie, John	GBR	RO	Berezin, Andre	BRA	RO
Attalah, Alain	EGY	BB	Bambe, Houkreo	CMR	WR	Beattie, Philip Garth	GBR	AT	Berg, Jan	NOR	FB
Attaroglu, Gokhan Ali	TUR	SW	Banach, Ed	USA	WR	Beatty, Stephen	CAN	RO	Berger, Mark	CAN	JU
Attipoe, Philip	GHA	AT	Banach, Lou	USA	WR	Beauchamp, Glenn	CAN	JU	Berggren, Peter	SWE	SW
Atuti, James	KEN	AT	Bandolowski, Valdemar	DEN	YA	Beaugeant, Chantal	FRA	AT	Berglund, Anders	SWE	SH
Atwood, Duncan	USA	AT	Bang, Dae-Du	KOR	WR	Beauprey, Jeanne	USA	VB	Berglund, Marianne	SWE	CY
Audain, Anne	NZL	AT	Bang, Hyo Mun	KOR	WE	Bebic, Milivoj	YUG	SW	Bergstrom, Jerri	SWE	FE
Audet, Marie-Claude	CAN	CY	Bang, Jun-Young	KOR	SW	Beblo, Angelika	FRG	RO	Bergues, Osvaldo	PAR	SH
Audoin, Michel	FRA	YA	Bank, Jesper	DEN	YA	Beccarelli, Brida	SUI	SH	Bergues, Vicente	PAR	SH
Auerbach, Wilfried	AUT	RO	Bankhead, Michael	USA	BS	Bechard, Christine	MRI	AT	Beringen, Glenn	AUS	SW
August, Benedicte	FRA	GY	Banks, Willie	USA	AT	Bechard, Dominique	MRI	AT	Berland, Robert	USA	JU
August, Donald	USA	BS	Bannan, John	USA	RO	Becheru, Petre	ROM	WE	Bermudez, Jose	ESP	RO
Augustsson, Danny	SWE	HB	Banos, Jean-Marie	CAN	FE	Beck, Frank	FRG	FE	Bermudez, Martin	MEX	AT
Aumua, Salulolo	SAM	BO	Banos, Jean-Paul	CAN	FE	Becker, Carolyn	USA	VB	Bernard, Janice	TRI	AT
Aungstiensukum, Pratam	THA	SW	Baptiste, Joan	GBR	AT	Becker, Ellen	FRG	RO	Bernard, Jean Francois	FRA	CY
Auseth, Simen	NOR	BO	Baptiste, Kirk	USA	AT	Becker, Maïke	FRG	HB	Bernard, Michael	NZL	WE
Austin, Brett	NZL	SW	Barahona, Juan	CHI	YA	Becker, Uwe	FRG	AT	Berne, Gerard	IBV	SH
Austin, Julian	CAN	HO	Barakat, Mohammed	USA	HO	Beckers, Astrid	FRG	GY	Bernier, Sylvie	CAN	SW
Avagnano, Raffaele	ITA	SW	Barber, Paul	GBR	HO	Beckman, John	USA	CY	Berry, Alan	AUS	HO
Avalos, Juan	ESP	SH	Barbieri, Laurent	FRA	GY	Beda, Yapo	CIV	CA	Berry, Earl	NZL	YA
Avci, Izzet	TUR	AR	Barbosa, Jose Luiz	BRA	AT	Bedard, David	CAN	SW	Berthelot, Nicolas	FRA	SH
Avila, Carlos	HON	AT	Bardou, Jorge	ESP	TE	Beddoe, Valerie	AUS	SW	Bertoli, Franco	ITA	VB
Avila, Fernando	BRA	VB	Barek, Mounir	TUN	VB	Bedivan, Mircea	ROM	HB	Bertraneu, Nichel	FRA	EQ
Avtar, Sohail	KEN	HO	Barella, Mauro	ITA	AT	Bedlington, Mark	CAN	SH	Berube, Michelle	USA	GY
Awad, Esam	EGY	VB	Baresi, Franchino	ITA	FB	Beecroft, Lynne	CAN	HO	Berzins, Aldis	USA	VB
Awad, Samy	EGY	MP	Baric, Hrvoje	YUG	SW	Beer, Monika	SUI	GY	Berzoky, Jean Luc	MAD	BO
Awarke, Issam	LIB	WR	Barie, Zakariah	TAN	AT	Begeo, Hector	PHI	AT	Bessi, Eric	MON	JU
Awfi, R. H.	IRQ	FB	Barker, Keith	IVB	YA	Beglin, Beth	USA	HO	Besson, Pascale	FRA	SW
Awne, N. H. A.	IRQ	FB	Barker, Peter	IVB	YA	Behr, Mathias	FRG	FE	Betancourt, Jose	PUR	WR
Ayache, William	FRA	FB	Barkley, Tan	CAN	RO	Behrend, Andreas	FRG	SW	Bethune, Tim	CAN	AT
Ayan, Alpaslan	TUR	JU	Barksdale, Shariieffa	USA	AT	Beiran, Jose Manuel	ESP	BB	Betiu, Dumitru	ROM	CA
Ayaz, Necdet	TUR	AT	Barnes, Hope	USA	RO	Bekaert, Petra	AHO	SW	Beugnot, Eric	FRA	BB
Ayed, Lotfi	SWE	BO	Barnett, Helen	GBR	AT	Bekhit, Khaled	EGY	BB	Beugnot, Gregor	FRA	BB
Ayesu, Peter	MAW	BO	Baron, Bengt	SWE	SW	Bekhit, Salem	EGY	WR	Beurskens, Carolina	HOL	AT
Ayesu, Phillimon	MAW	BO	Barouh, Francois	FRA	CA	Bekkouche, Nouredine	ALG	WE	Beutler, Rolf	SUI	SH
Ayissi, Alain	CMR	CY	Barr, Oslen	GUY	AT	Belhocine, Djaffar	ALG	HB	Beyer, Gerhard	FRG	SH
Aykac, Turgut	TUR	BO	Barre, Alexandra	CAN	CA	Beliveau, Rachel	CAN	VB	Beyermann, Ina	FRG	SW
Ayling, Astrid	GBR	RO	Barre, Patrick	FRA	AT	Belkessam, Ahmed	ALG	AT	Beynon, Cad	GBR	GY
Aylmore, Marian	AUS	HO	Barreto, Silvio	NCA	BS	Belkhir, Lotfi	TUN	BO	Bhahgu, Gurdialsingh	IND	HD
Ayokouin, Grah	CIV	CA	Barrett, John	CAN	VB	Belli, David	AUS	HO	Bhandari, Dhruv	IND	YA
Atacarraga, Jaime	MEX	EQ	Barren, Ken	USA	HO	Bell, Earl	USA	AT	Bhaura, Kulbir	GBR	HO
Azeb, Omar	ALG	HB	Barrie, Robert	AUS	MP	Bell, Joseph	CMR	FB	Bherombhadi, Vudtha	THA	SH
Azis, Salihu	YUG	BO	Barentos, Isaac	PUR	BO	Bell, Mark	GBR	CY	Bhikha, Husmukh	NZL	HD
Aziz, Ibrahim	UAE	AT	Barron, Bret	USA	JU	Bell, Nicholas	GBR	FE	Bhudvanhen, Siriwan	THA	SH
Azuma, Nobuyuki	JPN	FE	Barros, Patricia	POR	YA	Belle, Roberta	USA	AT	Bialowas, Gregor	AUT	WE
Azzola, Michele	ITA	WR	Barroso, Luis	POR	AT	Belli, Daniel	CAN	SH	Bianchi, Roberto	ITA	BS
			Barroso, Manuel	POR	MP	Bellingham, Norman	USA	CA	Bianchini, Orlando	ITA	AT
			Barry, Kevin	NZL	BO	Bellingrodt, Helmut	COL	SH	Bibard, Michel	FRA	FB
			Barry, Mark	GBR	CY	Bellingrodt, Horst	COL	SH	Bieckark, Claudio	BRA	YA
			Barry, Steven John	GBR	AT	Bellini, Eduardo	ESP	SH	Biira, Luis Alberto	ARG	CY
			Battalini, Marcello	ITA	CY	Bellmann, Achim	FRG	MP	Bies, Rauno	FIN	SH
			Bartels De Vries, Martina	HOL	EQ	Bellone, Stefano	ITA	FE	Biggs, Tyrell	USA	BO
			Barth, Heidrun	FRG	RO	Bellucci, Sandro	ITA	AT	Biglow, John	USA	RO
			Barth, Rene	SUI	HB	Beloni, Laura	ITA	SW	Bigot, Armand	FRA	EQ
			Bartle-Wilson, Jane	GBR	EQ	Beltre, Angel	DOM	BO	Bijotat, Dominique	FRA	FB
			Bartle, Christopher	GBR	EQ	Bemou, Jean Didace	CGO	AT	Bikidick, Jesskiel	CMR	JU
			Bartlett, Carol	GBR	SH	Ben Abdallah, Aziz	TUN	VB	Bilali, Ibrahim	KEN	BO
			Bartlett, Terence	GBR	GY	Ben Gamra, Hassen	TUN	JU	Bilamo, Michel	CMR	FB
			Barton, Greg	USA	CA	Ben Hain, Yehuda	ISR	BO	Bile, Abdi	SOM	AT
			Basic, Mirko	YUG	HB	Benbouilla, Brahim	MAR	CY	Bileck, Pamela	USA	GY
			Bassemer, Christian	FRG	HO	Bendjemil, Abdelkrim	ALG	HB	Billwein, Michael	AUT	MP
			Basser, Russell	AUS	SW	Bengtsson, Goran	SWE	HB	Bin-Krim, Soon Mustafa	MAL	HO
			Bassett, Carling	CAN	TE	Bengtsson, Ingvar	SWE	YA	Binder, Herbert	SUI	SH
			Basse, Patrick	NGR	WE	Bengtsson, Per-Inge	SWE	CA	Binkhorst, Hans	HOL	YA
			Basson, Beatrice	FRA	CA	Bengtsson, Viktoria	SWE	GY	Biondi, Matthew	USA	SW
			Bast, Dieter	FRG	FB	Benhaddad, Mohamed-Ryad	ALG	AT	Birgisson, J. Steinar	ISL	HB
			Bastet, Evert	CAN	YA	Benjamin, Ivan	SLE	AT	Birkefeld, Frank	FRG	HB
			Bataille, Dominique	FRA	SW	Benjamin, Lester	ANT	AT	Birnbaum, Werner	AUS	GY
			Batch, Colin	AUS	HO	Benjamin, Stephen	USA	YA	Birrer, Roger	SUI	SW
			Batchelor, Stephen	GBR	HO	Benko, Gregory	AUS	FE	Bischoff, Sabine	FRG	FE
			Batsoua, Albertine	CGO	AT	Benmagnhousla, Abdesslem	ALG	HB	Bishy, Hassenma	SAU	FB
			Battersby, James	AUS	RO	Bennett, Adrienne	GBR	SH	Bissen, Dave	CAN	HO
			Battersby, Keri	AUS	GY				Bitanga, Emmanuel	CMR	AT
			Battistini, Sergio	ITA	FB				Bitok, Sothenes	KEN	AT
			Batzill, Albert	FRG	YA				Bjerendal, Gert	SWE	AR
			Baudin, Belinda	USA	ED				Bjerendal, Goran	SWE	AR
			Baudino, Stefano	ITA	CY				Bjornnes, Lars	NOR	RO
			Bauer, Andreas	FRG	BO				Bjornstad, Helene	NOR	SW
			Bauer, Karin	AUT	SH				Bjorsom, Egil	NOR	YA
			Bauer, Lisa	CAN	HO				Blab, Uwe	FRG	BB
			Bauer, Steve	CAN	CY				Blackman, Carlon	BAR	AT
			Baumann, Alex	CAN	SW				Blackman, Cheryl	BAR	AT

Listing of the competitors / Liste des concurrents

Name Nom	Country Pays	Sport	Name Nom	Country Pays	Sport	Name Nom	Country Pays	Sport	Name Nom	Country Pays	Sport
Carvalho, Ronaldo	BRA	RO	Chen, Jinchu	CHN	FE	Churchill, David	CAN	SW	Corban, Sofia	ROM	RO
Carvalho, Sylvio	BRA	SH	Chen, Jing	CHN	HB	Ciampa, Gino	AUS	JU	Corelo, Salvador	HON	SW
Carvalho, Tessa	BRA	SW	Chen, King-Ming	TPE	BO	Ciconnetti, Carola	ITA	FE	Corgos, Antonio	ESP	AT
Casadei, Franch	SMR	JU	Chen, Kung-Liang	TPE	MP	Cid, Manuel	MEX	EQ	Cormier, Marie-Huguene	CAN	FE
Casadei, Maurizio	SMR	CY	Chen, Qin	CHN	SW	Cimino, Cristina	ITA	GY	Comet, Lynda	HOL	RO
Casali, Stefano	SMR	AT	Chen, Shen-Yuan	TPE	WE	Cini, Ezio	ITA	SH	Comen, Renato	AUS	Bo
Casamonica, Romolo	ITA	BO	Chen, Weiqiang	CHN	WE	Cioc, Mihai	ROM	JU	Cornielle, Ruddy	DOM	AT
Casanova, Jaime	DOM	JU	Chen, Xiaoxia	CHN	SW	Ciofani, Walter	FRA	AT	Coronado, Evaristo	CRC	FB
Casanova, Jose Maria	ARG	FE	Chen, Yongyan	CHN	GY	Cioni, Daniele	ITA	SH	Corpi, Christer	SWE	BO
Cash, Patrick	AUS	TE	Chen, Yuefang	CHN	BB	Cioroslan, Dragomir	ROM	WE	Corr, Thomas	IRL	BO
Cassiau-Haurie, Daniel	FRA	WE	Chen, Zhen	CHN	HB	Cipressa, Andrea	ITA	FE	Correa, Fernando	VEN	CY
Cassidy, Philip	IRL	CY	Chen, Zhixiong	CHN	SW	Cirillo, Gennaro	ITA	CA	Correia, Antonio	POR	YA
Cassuto, Sherri	USA	RO	Cheng, Shu-Ming	HKG	SH	Cirulli, Giuseppina	ITA	AT	Correia, Paulo	BRA	AT
Castellani, Daniel Jorge	ARG	VB	Chepchirchir, Justina	KEN	AT	Cismasu, Mihai	ROM	WR	Cart, Gail	CAN	A0
Castenskiold, Marie-Louis	DEN	EQ	Chernoff, Rob	CAN	SW	Claeson, Soren	SWE	WR	Corti, Hugo Antonio	ARG	BO
Castillo, Modesto	DOM	AT	Cheruiyot, Charles	KEN	AT	Clages, Christel	FRG	HB	Costa, Eliani	BRA	VB
Castro, Eduardo	MEX	AT	Cheruiyot, Kipkoach	KEN	AT	Clanton, Reita	USA	HB	Costa, Giovanni	ITA	BS
Castro, Mario	CHI	RO	Chesire, Joseph	KEN	AT	Clapham, Diana	GBR	EQ	Costa, Rosa N.	ESP	SW
Castro, Reynaldo	DOM	SW	Chesson, Bonny	CAN	ECI	Clapp, Charles III	USA	RO	Costie, Candace	USA	SW
Catalano, Martino	CAN	AT	Chet Singh, Jagjit Singh	MAL	HO	Clark, Carmel	NZL	SW	Cote, Alain	CAN	FE
Catalfo, Christopher	USA	WR	Chetcuti, Francis	MLT	SH	Clark, Darren	AUS	AT	Cote, Caroline	CAN	VB
Catari Peraza, Omar	VEN	BO	Cheung, Chak Chuen	HKG	CA	Clark, David	USA	RO	Conier, Frederic	FRA	EQ
Catellanos, Guillermo	MEX	SH	Chevalier, Bernard	FRA	RO	Clark, Ken	USA	WE	Conle, John	NZL	EQ
Catiff, John	CAN	FB	Chevalier, Franck	FRA	AT	Clark, Ranza	CAN	AT	Coulter, Al	CAN	VB
Canral, Robert	GBR	HO	Chevrier, Christophe	FRA	RO	Clark, William	USA	BS	Coulter, David	NZL	HO
Cauchi, Thomas	MLT	AR	Chew, Michael	MAL	HO	Clarke, Anthony	NZL	SH	Courarie Delage, Laurent	FRA	YA
Caulkins, Tracy	USA	SW	Cheyne, Bob	CAN	SH	Clarke, Christine	CAN	RO	Courault, Yvone	FRA	SH
Cavalcanti, Joao Carlos	BRA	EQ	Chhabra, Sunil	KEN	HO	Clarke, Eldece	BAH	AT	Court, Jean-Francois	FRA	WR
Cavaliere, Massimo	ITA	FE	Chhoden, Karma	BHU	AR	Clarke, Glenn	AUS	CY	Cout-teau, Loic	FRA	TE
Cavanaugh, Christopher	USA	SW	Chiang, Tai-Chuan	TPE	BS	Clarke, Heather	CAN	RO	Couns, Russell	NZL	YA
Cavelli, Bruno	SUI	GY	Chiculita, Alexandru	ROM	FE	Clarkson-Lohr, Candi	CAN	BB	Couturier, Patricia	FRA	RO
Cavli, Tulin	TUR	AR	Chieffi, Enrico	ITA	YA	Clary, Don	USA	AT	Cova, Alberto	ITA	AT
Cayard, Paul	USA	YA	Chieffi, Tommaso	ITA	YA	Claudio, Victor	PUR	BO	Covaciu, Gheorghe	ROM	HB
Cayasso, Juan	CRC	FB	Childs, Alison	GBR	SW	Claude, Edgar	BOL	JU	Cox, Rawle	USA	HO
Caykovski, Aleksandr	TUR	YA	Childs, Kevin	GBR	GY	Clement, Benoit	CAN	SW	Cox, Stephen	NZL	CY
Ceccaroli, Paolo	ITA	BS	Chimwaza, Dyton	MAW	CY	Cliette, Brenda	USA	AT	Coxon, Richard	AUS	YA
Cecchini, Annamaria	ITA	TE	Chinchilla, Alfredo	NOR	JV	Clift, Adam	GBR	RO	Coye, Warren	BIZ	CY
Ceci, Vincenzo	ITA	CY	Chinyanta, Jaineck	ZAM	Bo	Clift, Jonathan	GBR	RO	Craciunescu, Florenta	ROM	AT
Ceesay, Paul	GAM	AT	Chiono, David	ITA	BS	Climent, Fernando	ESP	RO	Craig, Betty	CAN	RO
Ceesay, Peter	GAM	AT	Chirchir, Salina	KEN	AT	Clinton, Mary	NZL	HO	Cram, Steve	GBR	AT
Celent, Zlatko	YUG	RO	Chirinos, Luis	HON	JU	Clinton, Patrick	GBR	BO	Cramer, Shelly	ISV	SW
Celon, Claudio	ITA	YA	Chisala, Dimus	ZAM	BO	Clopatofsky, Mario	COL	SH	Crass, Derrick	USA	WE
Celon, Mario	ITA	YA	Chisholm, Linda	USA	VB	Clough, Trevan	NGU	SH	Crawford, Dean	CAN	RO
Centellas, Rene	BDL	BO	Chitas, Maria	POR	SH	Cobos, Ignacio	ESP	HO	Crawford, Haseley	TRI	AT
Centeno, Juan	NCA	BS	Chiu, Yuh-Chuan	TPE	WE	Coca, Jose	BOL	BO	Creelman, Sharon	CAN	Ho
Centeno, Mario	NCA	BO	Chivavele, Domingos	MOZ	SW	Cochran, Neil	GBR	SW	Creighton, Guy	AUS	EQ
Cepeda, Ricardo	PUR	BO	Cho, Bae-Ho	KOR	VB	Cocker, David	NZL	FE	Cresto, Gilles	MON	AR
Cerboni, Marc	FRA	FE	Cho, Gun-Hang	KOR	CY	Cockrem, Patricia	AUS	BB	Crikis, Alexander	AUS	SH
Cerin, Primoz	YUG	CY	Cho, Jin Sup	KOR	YA	Coe, Sebastian	GBR	AT	Cripps, Annabelle	GBR	SW
Cerioni, Stefano	ITA	FE	Cho, Seung-Youn	KOR	BB	Coelho, Francisco	POR	WE	Crispin, Ivan	DOM	BS
Cervera, Luisa	PER	VB	Cho, Yong-Chul	KOR	JU	Coello, Alfredo	PAR	SH	Crist, John	USA	AT
Cervi, Federico	ITA	FE	Chohan, Satinder	CAN	HO	Coghlan, Eamonn	IRL	AT	Cristofori, Pierpaolo	ITA	MP
Cespedes, Nelson	DOM	BS	Choi, Aei-Young	KOR	BB	Cohen, Richard	GBR	FE	Crockett, Rita	USA	VB
Ceyssens, Rudi	BEL	CY	Choi, Bok-Ran	KOR	FE	Cohen, Tiffany	USA	SW	Croes, Esther	AHO	SW
Chae, Hong-Nak	KOR	AT	Choi, Eun-Suk	KOR	CY	Cojocar, Cristina	ROM	AT	Croft, June	GBR	SW
Chae, Kwang-Suk	KOR	GY	Choi, Geun-Yeon	KOR	HB	Cola, Philippe	FRA	SH	Croft, Peter	GBR	SH
Chagnon, Luc	CAN	WE	Choi, Jeong-Yong	KOR	SH	Colabello, Louia P.	ITA	BS	Crois, Dirk	BEL	RO
Chalás, Juan	DOM	JU	Choi, Kyung-Hee	KOR	BB	Colage, Stefano	ITA	CY	Crooks, Charmaine	CAN	AT
Challenger, Neil	ANT	WE	Choi, Lee Keung	HKG	YA	Colas, Fabrice	FRA	CY	Cross, Jay	CAN	YA
Chalmovsky, Santiago	FRG	SW	Choi, Tai-Sub	KOR	HB	Cole, Isreal	SLE	BO	Cross, Martin	GBFi	RO
Cham, Patrick	FRA	BB	Choi, Won-Tae	KOR	AR	Coleman, Zane	NZL	WR	Crousse, Sandra	PER	SW
Chambellan, Jean-Pierre	FRA	WR	Choi, Yun-Hee	KOR	SW	Colgan, Carol	CAN	RO	Crow, Kevin	USA	FB
Champy, Alain	FRA	YA	Cholakis, Ernest	CAN	HO	Colin, Marcelino	MEX	AT	Cruciani, Noe	ITA	BO
Chan, Joseph	NGU	SH	Choley, Luc	FRA	YA	Colla, Daniel M.	ARG	VB	Cruden, Siegfried	SUR	AT
Chan, Kelly K. S.	SIN	YA	Chong, Siao-Chin	HKG	JU	Collina, Romeo	ITA	SW	Cruz, Francisco	NCA	BS
Chandler, Daniel	USA	WR	Choocherd, Vichan	THA	AT	Collins, Ian	GBR	SW	Cruz, Gustavo	NCA	BO
Chang, Hui-Chien	TPE	SW	Chosha, Norito	JPN	SH	Collyer, Brian	CAN	SW	Cruz, Joaquim	BRA	AT
Chang, Shou-Chung	TPE	JU	Choudhry, Arshad	PAK	YA	Colombo, Grazia	ITA	SW	Cruz, Joaquim	MOZ	SW
Chang, Tae-Eun	KOR	GY	Chouinard, Jean-Marc	CAN	FE	Colombo, Marco	ITA	SW	Cruz, Jose	NCA	BS
Chang, Yoon-Chang	KOR	VB	Chouri, Mohamed Ali	TUN	AT	Colombo, Maurizio C.	ITA	CY	Cruz, Miguel Angel	MEX	AT
Chanson, Luc	SUI	JU	Chow, Helen	MAL	SW	Colon, Filiberto	PUR	SW	Cruz, Milton	BRA	FB
Chantavanich, Somchai	THA	SH	Chow, Lai Yee	HKG	SW	Coly, Lansana	SEN	JU	Cubaynes, Patrick	FRA	FB
Chao, Shih-Chiang	TPE	BS	Chow, Tsun-Man	HKG	SH	Commandeur, Olga	HOL	AT	Cuderman, Alenka	YUG	HB
Chaparro, Ana Rosa	PER	VB	Choy, Kai-Young	KOR	BS	Compaan, Jos	HOL	RO	Cuderman, Marko	YUG	CY
Chaparro, Nicolas	PAR	AT	Choy, Yiu-Chung	HKG	CY	Condor, Javier	CRC	JU	Cuelenaere, Philip	BEL	RO
Chaplin, Andrea	AUS	FE	Christensen, Morten Stig	DEN	HB	Confait, Vincent	SEY	AT	Cuepper, Edgar-Henri	BEL	EQ
Chapman, David	GBR	SH	Christian, Tim	CAN	RO	Cong, Xuedi	CHN	BB	Cuevas, Eduardo	CHI	CY
Chapman, Susan	AUS	RO	Christiansen, Erik	DEN	RO	Conley, Mike	USA	AT	Cuff, Anthony	NZL	CY
Chardonnet, Michele	FRA	AT	Christiansson, Per	SWE	CY	Conner, Bart	USA	GY	Cui, Yining	CHN	FE
Charles, Ruperta	ANT	AT	Chu, Shisheng	CHN	FE	Connor, Keith	GBR	AT	Cumineti, Alcides D.	ARG	VB
Charleswell, Clifton	ISV	BO	Chu, Zhengyong	CHN	CA	Conolly, Clive	ZIM	SH	Cummings, Paul	USA	AT
Charlesworth, Richard	AUS	HO	Chuang, Anthony	HKG	SH	Conover, Sheila	USA	CA	Cunha, Aurora	POR	AT
Charlton, Nancy	CAN	HO	Chuang, Sheng-Hsiung	TPE	BS	Constantin, Agafia	ROM	CA	Cunha, Renato	BRA	BB
Chartrand, Philippe	CAN	GY	Chuki, Sonam	BHU	AR	Constantin, Ionel	ROM	CA	Cunningham, Denis	HKG	FE
Chau, Chin-Fu	TPE	JU	Chun, Chil-Sung	KOR	BO	Contador, Victor	CHI	EQ	Cunningham, Mariam	PER	EQ
Chavarria, Cesar	NCA	BS	Chung, Euy-Tak	KOR	VB	Conte, Hugo Nestor	ARG	VB	Cuomo, Sandro	ITA	FE
Chavarria, German	CRC	FB	Chung, Hyung-Kyun	KOR	HB	Contos, Theresa	USA	HB	Curran, Paul	GBR	CY
Chavarria, Joslyn	BIZ	CY	Chung, Kyung-Hoon	KOR	MP	Contreras, Leonel	CHI	FB	Curry, Denise	USA	BB
Chaves, Orlando	BRA	SW	Chung, Pao-Ming	TPE	BO	Contreras, Victor	CHI	RO	Curry, Lisa	AUS	SW
Chavez, Amtando	MEX	RO	Chung, Yung-Chi	TPE	WE	Cook, Garry	GBR	AT	Curuchet, Gabriel O.	ARG	CY
Checcoli, Mauro	ITA	EQ	Chu, Zhengyong	CHN	CA	Cook, James	AUS	YA	Curuchet, Juan Esteban	ARG	CY
Cheeseborough, Chandra	USA	AT	Chuang, Anthony	HKG	SH	Cook, Kathryn	GBR	AT	Cuthbert, Juliette	JAM	AT
Cheeseman, Gwen	USA	HO	Chuang, Sheng-Hsiung	TPE	BS	Cooke, John	GBR	SH	Cutina, Laura	ROM	GY
Cheesman, Jennifer	AUS	BB	Chuki, Sonam	BHU	AR	Cooper, Brad	BAH	AT	Cutkelvin, Kurk	BIZ	CY
Chekrouni, Arafa	MAR	TE	Chun, Chil-Sung	KOR	BO	Cooper, Malcolm	GBR	SH	Cvetkovic, Borislav	YUG	FB
Chelariu, Adriana	ROM	RO	Chung, Euy-Tak	KOR	VB	Cooper, Sarah	GBR	SH			
Chelliah, Paramalingam	MAL	HO	Chung, Hyung-Kyun	KOR	HB	Copp, Melinda	CAN	SW			
Chen, Chang-Ming	TPE	AT	Chung, Kyung-Hoon	KOR	MP	Coralie, Vivian	MRI	AT			
Chen, Changfeng	CHN	RO	Chung, Pao-Ming	TPE	BO	Corazza, Antonella	ITA	RO			
Chen, Hung-Yen	TPE	AT	Chung, Yung-Chi	TPE	WE	Corbalan, Juan Antonio	ESP	BB			

Name Nom	Country Pays	Sport	Name Nom	Country Pays	Sport	Name Nom	Country Pays	Sport	Name Nom	Country Pays	Sport
D			De Bie, Woulie	HOL	SW	Diallo, Mamadou	MTN	WR	Douis, Gerard	FRA	AR
D.I. Kronthaler, Andreas	AUT	SH	De Brauwer, Antoon	BEL	CA	Dias, Luiz	BRA	FB	Doukoure, Mohamed Aly	GUI	JU
D' Aleo, Giovanni	ITA	AT	De Bruin, Erik	HOL	AT	Dias, Ranil	SRI	YA	Doumbe Lea, Francois	CMR	FB
D' Alessandro, Antonino	ITA	BO	De Castella, Robert	AUS	AT	Diaw, Talla	SEN	WR	Dover, Roben	USA	EQ
D' Altrui, Marco	ITA	SW	De Iruarrizaga, Aifonso	CHI	SH	Diawara, Hamidou	SEN	AT	Downey, Larry	CAN	BS
D' Amato, Keith	ITA	BS	De Jesus, Madeline	PUR	AT	Diaz De Cano, Leda	HON	AT	Downey, Seamus	IRL	CY
D' Andrilli, Ruben G.	ARG	RO	De Koning, Patrick	BEL	AR	Diaz Lopez, Jose	PAN	WE	Dover, Theodoor	HOL	HO
D' Angelo, Vincenzo	ITA	SW	De Kort, Gerard	HOL	SW	Diaz-Granillo, Angele	GUA	AT	Doyle, David	AUS	RO
D' Assuncao, Hugo	POR	JU	De La Cruz, Agripina	PHI	AT	Diaz-Miguel, Antonio	ESP	BB	Dozzo, Alison	CAN	SW
D' Esme, Dominique	FRA	EQ	De La Cruz, Juan Domingo	ESP	BB	Diaz, Enrique	CRC	FB	Dragan, Alina	ROM	GY
D' Ornellas, Eon	CAN	CY									
Daams, Johannes	HOL	CY	De La Fuente, Maria	MEX	RO	Diaz, Enrique	PUR	YA	Draica, Ion	ROM	WR
Dachner, Manuela	FRG	AR	De La Garza, Juan	MEX	AT	Diba, Vasile	ROM	CA	Draouci, Abou Sofiane	ALG	HB
Dacoury, Richard	FRA	BB	De La Parte, Santiago	ESP	AT	Dibben, David	CAY	CY	Drescher, Lillian	SUI	TE
Daenens, Peter	BEL	AT	De La Puente, Juan	ESP	HB	Dibernardo, Angel	USA	FB	Dressel, Birgit	FRG	AT
Daffe, Abdoul Khadre	SEN	JU	De La Riva, Sandra	USA	HB	Dicarlo, George	USA	SW	Drew-Bear, John	VEN	YA
Dagger, Barry	GBR	SH	De Las Casas, Julio Jesus	VEN	SH	Dickens, Roy	GBR	AT	Drogenbroek Van, Marieke	HOL	RO
Daggett, Timothy	USA	GY	De Lima Carrillo, Hector	VEN	SH	Dickgiesser, Roland	FRG	FB	Droguen, Miguel	CHI	CY
Dagon, Etienne	SUI	SW	De Luca, Pasquale	CAN	FB	Dickison, Daniel	ISV	YA	Drori, Nilli	ISR	FE
Dahan, Saad	MAR	FB	De Luigi, Guido	ITA	VB	Dickmann, Anne	FRG	RO	Drost, Frank	HOL	SW
Dahiya, Rohitas Singh	IND	WR	De Magistris, Gianni	ITA	SW	Dickson, Alex	GBR	BO	Drost, Peter	HOL	SW
Dahl-Nielsen, Anders	DEN	HB	De Miguel, Juan P.	ESP	HB	Diegel, Ralf	FRG	SW	Drull, Elke	FRG	HO
Dahl, Oyvind	NOR	AT	De Rover, Jolanda	HOL	SW	Dieguez, Luis	ESP	SW	Druppers, Rob	HOL	AT
Dahlmann, Sandra	FRG	SW	De Ruff, David	USA	RO	Diehl, Ulrike	FRG	HO	Dryke, Matthew	USA	SH
Dahou, Mmida	MAR	BO	De Snoo, Laura	USA	AT	Diemer, Brian	USA	AT	Du Bois, Luc	SUI	YA
Daigneault, Julie	CAN	SW	De Vedder, Nerma	HON	CY	Diepeveen, Cees Jan	HOL	HO	Du, Xuean	CHN	SH
Daji, Peter	NZL	HO	De Vega, Lydia	PHI	AT	Diesch, Dr. Eckart	FRG	YA	Duarte, Jean	FRA	BO
Dale, Peter	AUS	SW	De Vis, Frank	BEL	CY	Diesch, Dr. Jorg	FRG	YA	Dube, Ndaba	ZIM	BO
Dalginli, Yusuf	TUR	WE	De Wilde, Cornelia	HOL	HO	Diesel, Oscar	PAR	AT	Dubedat, Lydie	FRA	RO
Dalgleish, Melvyn	AUS	BB	De-Schamps, Simon	CAN	SW	Dieterle, Ingrid	FRG	RO	Dubis, Glenn	USA	SH
Dalhaeuser, Roland	SUI	AT	Debacker, Pascal	FRA	AT	Dietsche, Hugo	SU	WR	Dubois, Didier	FRA	AT
Dalipagic, Drazen	YUG	BB	Debevec, Rajmond	YUG	SH	Diez, Edgardo	WR	FE	Dubosquelle, Pascal	FRA	RO
Dall' Olio, Francesco	ITA	VB	Debucke, Patrick	BEL	CA	Ding, Jilian	CHN	SW	Dubuisson, Herve	FRA	BB
Dalla Barba, Gianfranco	ITA	FE	Decharme, Francoise	FRA	SH	Diniz, Raul	PDR	WE	Ducceschi, Raffaello	ITA	AT
Dalla Valle, Manuela	ITA	SW	Decima, Pedro Ruben	ARG	BO	Dion, Dominique	CAN	SW	Duchateau, Gilbert	BEL	SH
Dalla Vecchia, Aurelio	ITA	YA	Decker, Mary	USA	AT	Dion, Yves	CAN	GY	Ducheix, Franck	FRA	FE
Dallaire, Claude	CAN	WE	Dedecker, Jean-Marie	BEL	JU	Diop, Amadou Katy	SEN	WR	Ducrot, Martinus	HOL	CY
Dalmou, Manuel	PUR	YA	Deegan, Bruce	NZL	YA	Diop, Paul	MLI	JU	Dufaux, Peirre-Alain	SUI	SH
Daloya, Meir	ISR	WE	Def, Jacques	FRA	GY	Diouf, Khalif Ababacar	SEN	JU	Duff, Rick	CAN	BO
Dalton, Bradley	AUS	BB	Defraigne, Guy	BEL	RO	Divano, Maurizio	ITA	SW	Duhaime, Greg	CAN	AT
Dalton, Karen	AUS	BB	Defraigne, William	BEL	RO	Dixon, Diane	USA	AT	Dulau, Alexandru	ROM	CA
Dalton, Mark	AUS	BB	Deganis, Jean Luc	FRA	BB	Dixon, Rodney	NZL	AT	Dumitru, Marian	ROM	HB
Dametto, Giancarlo	ITA	VB	Degenhart, Ernesto-Jose	GUA	SW	Dizioglu, Ali Murat	TUR	FE	Dunbar, Mark Anthony	GBR	WR
Damiani, Dominique	FRA	CY	Deininger, Beate	FRG	HO	Djan, Makarios	GHA	AT	Dunlop, Bill	CAN	BO
Damiani, Francesco	ITA	BO	Dekleva, Gvetana	YUG	BB	Djokvich, Robert Ray	USA	HB	Dunn, Ronald	ECU	SH
Damiata, Vincenzo	ITA	CA	Del Castillo, Sandra	MEX	EQ	Djuho, Veselin	YUG	SW	Dunne, Michael	USA	BS
Damilano, Maurizio	ITA	AT	Del Cerro, Luis	ESP	SH	Djukic, Slavica	YUG	HB	Dunnett, Adrienne	CAN	GY
Dan, Aurora	ROM	FE	Del Colombo, Laurent	FRA	JU	Djuric, Dragica	YUG	HB	DuPont Galione, Enrique	URU	YA
Dancetovic, Snezana	YUG	AT	Del Core, Roberta	ITA	RO	Djurica, Mirjana	YUG	HB	DuPont, Philippe	FRA	AT
Dang, Dagobert	CMR	FB	Del Prado, Isidro	PHI	AT	Djurovski, Milko	YUG	FB	Duprat, Alain	FRA	RO
Daniel, Vicente	MOZ	AT	Del Prete, Marco	ITA	SW	Doak, John	AUS	CA	Durand, Pierre	FRA	EQ
Danielsson, Jan-Erik	SWE	MP	Del Risco, Cecilia	PER	VB	Doak, Robert	AUS	CA	Durao, Roberto	POR	MP
Dankbaar, William	AUS	RO	Delany, Michael	AUS	SW	Doballah, Mustapha	ALG	HB	Durau, Cornel	ROM	HB
Dankwa, Michael Ebo	GHA	BO	Delcourt, Frederic	FRA	SW	Dobiasch, Hilde	AUT	CY	Durbin, Donald	USA	SH
Danneberg, Rolf	FRG	AT	Deleze, Pierre	SUI	AT	Dobson, Peter	CAN	SW	Durgan, Jeff	USA	FB
Danville, Sharon	GBR	AT	Delgado-Ogaldez, Antulio	GUA	WE	Dodd, Amanda	GBR	SW	Duroy, Mane Christ.	FRA	EQ
Danyluk, Terry	CAN	VB	Delgado, Ariel	NCA	BS	Dodds, Richard	GBR	HO	Dursch, Michael	FRG	RO
Dar, Asif Kamran	PAK	BO	Delgado, Cyro	BRA	SW	Dodoo, Francis	GHA	AT	Dusserre, Michelle	USA	GY
Dar, Tauqeer	PAK	HO	Delgado, Gustav0	MEX	WR	Dodson, Tom	NZL	YA	Duthie, James	GBR	HO
Dara, Sophia	GRE	SW	Delhees, Max	SUI	HB	Doey, Richard	CAN	RO	Duna, Soma	IND	SH
Darling, Thomas	USA	RO	Deligiannis, Dimitrios	GRE	YA	Dogarescu, George	ROM	HB	Duus, John	NOR	SH
Darricau, Henry	LIB	FE	Dell' Aquila, Antonio	ITA	RO	Doherty, Kevin	CAN	JU	Duwai, Prince	SLE	AT
Darricau, Yves Daniel	LIB	FE	Dell' Uomo, Marco	ITA	SW	Doig, Anna	NZL	SW	Duvelius, Rich	USA	VB
Darsigny, Yvan	CAN	WE	Deloof, Pierre-Marie	BEL	RO	Dolegiewicz, Bishop	CAN	AT	Dvorak, Dusty	USA	VB
Dasic-Kitic, Svetlana	YUG	HB	Delrieu, Philippe	FRA	FE	Dolipschi, Victor	ROM	WR	Dwight, Mary Phyllis	USA	HB
Daubney, Simon	NZL	YA	Delvingt, Guy	FRA	JU	DoImy, Abdelmajid	MAR	FB	Dwyer-Brown, Overill	JAM	AT
Daved, Brajinder	KEN	HO	Demers, Jacques	CAN	WE	Dominguez, Daniel Omar	ARG	BO	Dyer, Hugh	BIZ	BO
David, Francois	SUI	SW	Den Hartog, Arno	HOL	HO	Dominguez, Manuel Jorge	ESP	CY	Dyer, Kimberly	USA	SH
David, Theophile	SUI	SW	Dench, Patricia	AUS	SH	Domitilo, Nicolas	DOM	BS	Dykstra, Tim Joseph	USA	HB
Davidovitz, Yair	ISR	SH	Deneuveille, Christophe	FRA	SW	Donici, Georgica	ROM	BO	Dyot, Serge	FRA	JU
Davidson, Bruce	USA	EQ	Deng, Jun	CHN	SW	Donike, Manfred	FRG	CY	Dzeko, Sacir	YUG	SH
Davidson, Geoff	AUS	YA	Deniz, Leslie	USA	AT	Donnet, Jennifer	AUS	SW			
Davidson, Michael	NZL	SW	Denk, Ulrike	FRG	AT	Donohue, Jack	CAN	BB	E		
Davies-Hale, Paul	GBR	AT	Denou, Koffi	TOG	AT	Donovan, Anne	USA	BB	Early, Martin	IRL	CY
Davies, Craig	AUS	HO	Depalma, Estebana	ARG	VB	Donovan, Paul	IRL	AT	Easter, Paul	GBR	SW
Davies, Ian	AUS	BB	Depaz, Miguel	ESP	HO	Donovan, Terene	AUS	AR	Eaton, Richard	USA	WE
Davies, Natalie	GBR	GY	Depine, Frank	FRA	CY	Dopp, Heiner	FRG	HO	Ebanks, Alfred	CAY	CY
Davis, Barry	USA	WR	Derckx, Annemiek	HOL	CA	Doreste, Jose Luis	ESP	YA	Ebanks, Carson	CAY	YA
Davis, Clark	CAN	WR	Derouaz, Mohamed Aziz	ALG	HB	Doreste, Luis	ESP	YA	Ebbinge, Lennarth	SWE	HB
Davis, Michael	USA	WE	Dery, Shirley	USA	CA	Doreste, Manuel	ESP	YA	Ebinger, Peter	AUT	EQ
Davis, Pauline	BAH	AT	Deskoulidis, Iraklis	GRE	WR	Dorio, Gabriella	ITA	AT	Ebongue, Ernest	CMR	FB
									Echavarria, Juan	COL	AR
Davis, Richard	USA	FB	Deslauriers, Mario	CAN	EQ	Dorji, Thinley	BHU	AR	Eckersley, Neil	GBR	JU
Davis, Roderick	USA	YA	Desruelles, Ronald	BEL	AT	Dorman, Loretta	AUS	HO	Edberg, Stefan	SWE	TE
Davis, Victor	CAN	SW	Dessureault, Michel	CAN	FE	Dornik, Polona	YUG	BB	Edds, Benita	USA	AR
Daw, Irene	GBR	SH	Deurbroek, Marie-Christi	BEL	AT	Dorning, Tim	AUS	YA	Edge, David	CAN	AT
Daw, Said	EGY	SW	Deveric, Stjepan	YUG	FB	Dorr, Dieter	FRG	SW	Edinger, Eva-Maria	AUT	SW
Dawn, Saidurrahman	BAN	AT	Dewit, Willie	CAN	BO	Dorst, Christopher	USA	SW	Edmonds, Robert	AUS	GY
Dawson, Merlyn	BIZ	CY	Dhillon, Kartar Singh	IND	WR	Doublali, Hamza	MAR	JU	Edmunds, Ian	AUS	RO
Daya, Hugo F	COL	CY	Di Buoi, Ilario	ITA	AR	Douglas, Dimity	AUS	SW	Edwards, Clyde	BAR	AT
De Bary, Amy-C.	SUI	EQ	Di Capua, Giuseppe	ITA	RO	Douglas, Linda	AUS	GY	Edwards, Norman	JAM	AT
De Beus, Bernadette	HOL	HO	Di Laura, Carlos	PER	TE	Douglas, Roderick	GBR	BO	Edwards, Teresa	USA	BB
			Di Marco, David	ITA	BS						
			Di Nocco, Jorge Omar	ARG	JU						
			Dia Ba, Amadou	SEN	AT						
			Diab, Aïmed	EGY	FE						
			Diabateza, Lutuma	ZAI	BO						
			Diaconescu, Camelia	ROM	RO						
			Diallo, Abdoulaye	GUI	JU						
			Diallo, Boubacar	SEN	AT						
			Diallo, Ibrahima	SEN	JU						
			Diallo, Mamadou	SEN	AT						

Listing of the competitors / Liste des concurrents

Name Nom	Country Pays	Sport	Name Nom	Country Pays	Sport	Name Nom	Country Pays	Sport	Name Nom	Country Pays	Sport
Egami, Yumi	JPN	VB	Erixon, Mats	SWE	AT	Featherstone, Gavin	USA	HO	Folker, Alexandru	ROM	HB
Egbunike, Innocent	NGR	AT	Ernst, Bettina	SUI	GY	Fedosei, Nicolae	ROM	CA	Folseca, Santiago	HON	AT
Egerstrom, Cristobal	MEX	EQ	Ernst, Christine	USA	RO	Felix, Juan	WR	RO	Fong, William	SAM	AT
Eggen, Knut Torbj	NOR	FB	Ernstroem, Eva	SWE	AT	Felizia, Daniel C.	ARG	SH	Fonseca, Pedro	BRA	YA
Egger, Jean-Pierre	SUI	AT	Errichiello, Giovanni	ITA	VB	Fellice, Jacques	FRA	AT	Fontecchio, Daniele	ITA	AT
Egger, Kaspar	SUI	AT	Erzberger, Marc	SUI	YA	Felotti, Robena	ITA	SW	Foo, Keat Seong	MAL	HO
Egger, Regula	SUI	AT	Escalas, Juan Enrique	ESP	SW	Fenech, Jeffrey	AUS	BO	Forbes, Alexa	GBR	RO
Ego, Sotoune Pierre	BEN	BO	Escalas, Rafael	ESP	SW	Feng, Dawei	CHN	SW	Ford, Bruce	CAN	RO
Ehrens, Robertus	HOL	EQ	Escauriza, Claudio	PAR	AT	Feng, Zemin	CHN	AR	Ford, John	BER	CY
Eichenberger, Marcel	SUI	CA	Escobar, Mario	COL	CY	Fenger, Peter Micha	DEN	HB	Forde, Elvis	BAR	AT
Eicke, Ulrich	FRG	CA	Escude, Ignacio	ESP	HO	Ferguene, Abdelouahab	ALG	AT	Forde, Gillian	TRI	AT
Eid, Ahmed	EGY	SW	Eskelinen, Jarmo	FIN	BO	Ferguson, Ian	NZL	CA	Forest, Carmen	USA	HB
Eijken, Catrien	HOL	SW	Esnault, Dominique	FRA	SH	Ferguson, Shonel	BAH	AT	Forget, Guy	FRA	TE
Einarsson, Jens	ISL	HB	Esono Asumu, Bartolome	GEQ	AT	Ferland, Patrick	SUI	SW	Fornara, Serge	FRA	RO
Einarsson, Sigurdur	ISL	AT	Espeseth, Robert	USA	RO	Femades, Aaron	CAN	HO	Forney, Alan	USA	RO
Einy, Rina	GBR	TE	Espino, Roberto	NCA	BS	Fernandes, Jorge Luiz	BRA	SW	Forshaw, Sheila	CAN	HO
Ek, Christian	SWE	SH	Espinoza, Edgar	VEN	SH	Fernandes, Raphael	KEN	HO	Forslow, Greger	SWE	FE
Eklom, Tommy	FIN	AT	Espinoza, Julio	NCA	BS	Fernandes, Trevor	USA	HO	Forster, Egerton	SLE	BO
Ekeke, Ebelle' Eugene	CMR	FB	Esposito, Daniel	AUS	MP	Fernandez, Angel	ESP	FE	Fossati, Leopoldo R.	ARG	SH
Ekpete, Robert	NOR	AT	Esposito, Francesco	ITA	RO	Fernandez, Angel Corsino	ESP	SH	Foster Jr., John	ISV	YA
El Homssi, Issam	UB	WE	Esteban, Antonio	DOM	YA	Fernandez, Armando	FRG	SW	Foster Sr., John F.	ISV	YA
El Kafr, Elhadi	LBA	EQ	Estephan, Michel	LIB	JU	Fernandez, Beatriz	PUR	TE	Foster, Catherine	GBR	YA
El Moutawakil, Nawal	MAR	AT	Estevez, Margot	ESP	GY	Fernandez, Douglas	VEN	AT	Foster, David	IRL	EQ
El-Achkar, Jihad	LIB	JU	Estiarte, Manuel	ESP	SW	Fernandez, Felix	ESP	SW	Foster, Gregory	USA	AT
El-Baba, Ibrahim	LIB	SW	Estrada, Ramiro	MEX	SW	Fernandez, Jaime	CHI	YA	Foster, Kathryn	AUS	BB
El-Domyati, Amine	LIB	SW	Estrella, Divina	DOM	AT	Fernandez, Orlando	PUR	BO	Foster, Margot	AUS	RO
Elauoad, Abdelmalek	MAR	WR	Etchamendi Sosa, Ramon	URU	BB	Fernandis, Mervyn	IND	HO	Foster, Stephanie	NZL	RO
Elashram, Mohamed	EGY	WR	Eto, Masaki	JPN	WR	Ferner, Hans-Peter	FRG	AT	Four, Paul	FRA	MP
Elbakh, Ebraheem	EGY	WE	Etzel, Edward	USA	SH	Fernholm, Stefan	SWE	AT	Fournier, Eduardo	CHI	FB
Elbied, Khalid	MAR	FB	Eurell, Gregory	AUS	EQ	Ferrari, Fabian R.	ARG	SW	Fowler, Brian	NZL	CY
Elbiyaz, Mostafa	MAR	FB	Evangelisti, Giovanni	ITA	AT	Ferrari, Giancarlo	ITA	AR	Fowler, Oralee	BAH	AT
Eldebrink, Kenth	SWE	AT	Evans, Mark	CAN	RO	Ferrari, Martin B.	ARG	YA	Fox, Michael	USA	FB
Elder, Jim	CAN	EQ	Evans, Mike	CAN	RO	Ferrari, Omar Teodoro	ARG	RO	Fox, Ruby	USA	SH
Eldigwy, Sherif	EGY	JU	Evans, Peter	AUS	SW	Ferraro, Renan	BRA	CY	Fraatz, Jochen	FRG	HB
Elezovic, Jovan	YUG	HB	Evans, Peter	NZL	YA	Ferreira, Andre Luiz	BRA	FE	Fraguas, Antonio	ESP	GY
Elgaindi, Emad	EGY	SH	Evans, Steve	AUS	RO	Ferreira, Antonio	BRA	AT	Franceschi, Giovanni	ITA	SW
Elgazzar, Abdelhadi	EGY	BB	Evaristo, Demacedo	QAT	FB	Ferreira, Maria	POR	AT	Franceschi, Raffaele	ITA	SW
Elghrissi, Abdeslam	MAR	FB	Evensen, Frank	NOR	JU	Ferreira, Serge	FRA	AT	Francini, Alberto	SMR	JU
Elgindy, Ahmed	EGY	BO	Evequoz, Jean-Blaise	SUI	FE	Ferreiro De Nava, Alejandro	URU	YA	Francis, Julito	ISV	FE
Elhadad, Hassan	EGY	WR	Evers, Juergen	FRG	AT	Ferrer, Arturc	MEX	CA	France, Dorothy	USA	HB
Elhadoui, Mustapha	MAR	FB	Everts, Sabine	FRG	AT	Ferreras, Irina	DOM	SW	Francois Carezis, Jean	VEN	SW
Elhoussseiny, Abdelmonem	EGY	FE	Evoniuk, Marco	USA	AT	Ferrero, Pedro	ARG	YA	Frank, Steven	GUY	BD
Eliopoulos, Jim	CAN	BE	Ewane, Essambo	CMR	JU	Ferreyros, Fernando	PER	JU	Frank, Yobias	FRG	HO
Elijamali, Elarabi	MAR	JU	Ewanje-Epee, Maryse	FRA	AT	Ferri, Riccardo	ITA	FB	Frank, Bernd	FRG	FB
Elkomy, Gamaleldin	EGY	BO	Ewing, Patrick	USA	BB	Ferro, Cosimo	ITA	FE	Fraser, Karen	CAN	VB
Ellebedy, Ihab	EGY	MP	Eyal, Shlomo	ISR	FE	Ferskaug, Per	NOR	YA	Fraser, Lindsey	GBR	SW
Elliott, Diana	GBR	AT	Eybl, Bjoern	AUT	YA	Ferstl, Karl	AUT	YA	Fraser, Steven	USA	WR
Elliott, Lesley	NZL	HO	Eyermann, Henrik	SWE	YA	Fesselier, Martial	FRA	AT	Fratica, Mircea	ROM	JU
Elliott, Peter	GBR	AT	Eysvogel, Marjolein	HOL	HO	Feutsa, Lucas	CMR	CY	Fratini Bononi, Victor	URU	BB
Ellis, Eii	AUS	SH				Fibbens, Nicola	GBR	SW	Frayne, Bruce	AUS	AT
Ellis, Phyllis	CAN	HO	F			Figueiredo, Joana	POR	SW	Frazer, Dwight	JAM	BO
Ellison, Adrian	GBR	RO	Faaeteete, Loi	SAM	BO	Figueiredo, Tatiana	BRA	GY	Fredin, Hans	SWE	SW
Elloy, Laurence	FRA	AT	Fadel, Esa	BRN	SW	Figueroa, Francisco	PAR	AT	Fredriksson, Anders	SWE	CA
Elnaggar, Ahmed	EGY	BO	Fadli, Mustapha	MAR	BO	Figueroa, Elias	MEX	EQ	Freienstein, Thomas	FRG	CY
Elsabbagh, Tarek	EGY	BE	Fahrner, Thomas	FRG	SW	Figueroa, Gary	USA	SW	Freire, Marcus	BRA	VB
Elsayed, Elsayed	EGY	WE	Fairhall, Neroli	NZL	AR	Figueroa, Marco	CHI	FB	Freitas, Paulo	BRA	VB
Elsayed, Mohsen	EGY	SH	Fajardo, Denise	PER	VB	Figueroa, Miguel	WR	SW	French, Sue	CAN	AT
Elshafei, Emad	EGY	SW	Faki, Ali	MAW	BO	Finch, Richard	AUS	BO	Freund, Roland	FRG	SW
Elshamouty, Ahmed	EGY	VB	Falcao, Maria Joao	POR	GY	Findlay, Veronica	JAM	AT	Frias, Virgilio	DOM	BO
Elshof, Rafael	HOL	CY	Falchini, Paolo	ITA	SW	Finke, Kerstin	FRG	SW	Fricioiu, Maria	ROM	RO
Elsner, Marko	YUG	FB	Fall, Moussa	SEN	AT	Fiorani, Alessandro	ITA	EQ	Fridlander, Eitan	ISR	YA
Eltantawy, Shaaban	EGY	VB	Fall, Ibrahim	SEN	AT	Fiorillo, Mario	ITA	SW	Fridman, Llmor	ISR	GY
Elvstroem, Inge Trine	DEN	YA	Falon, Julio Cesar	ARG	SW	Fioroni, Michele	ITA	TE	Fridriksson, Bjarni	ISL	JU
Elvstroem, Paul	DEN	YA	Famiano, Frank	USA	WR	Firky, Mohamed	EGY	SH	Fried, Volker	FRG	HO
Elwassimy, Abdelhamed	EGY	VB	Fanna, Pietro	ITA	FB	Fischer, Alfred	SUI	RO	Fries, Kristina	SWE	SH
Emelin, Daniel	FRA	WR	Faraj, Saleh	BRN	MP	Fischer, Carsten	FRG	HO	Frigo, Giovanni	VEN	SW
Emery, Brent	USA	CY	Farenkamp, Ines	FRG	CY	Fischer, Hans	BRA	CY	Frisvold, Paal	NOR	FE
Emilio, Renato Dutra	BRA	AR	Fargher, Ann	NZL	SW	Fischer, Volker	FRG	FE	Froehlich, Rainer	SUI	YA
Ernke, Markus	HOL	RD	Fargis, Joe	USA	EQ	Fisher, Duncan	AUS	RO	Froschl, Peter	FRG	YA
Emmanuel, Gail	TRI	AT	Faria, Jose	POR	SH	Fisher, Hugh	CAN	CA	Frost, Dan	DEN	CY
Emordi, Paul	NGR	AT	Farid, Tamer	EGY	SW	Fitch, Geri	CAN	AT	Froude, Derek	NZL	AT
Enang Mesode, Ruth	CMR	AT	Farina, David	ITA	BS	Fitzgerald-Brown, Benita	USA	AT	Fruean, Aitken	SAM	WE
Engel, Viktor	FRG	SH	Faris, Ali	IRQ	WR	Fitzgerald, Paul	IRL	BO	Fuentes, Arcadia	PUR	BO
Engelen, Marijke	HOL	SW	Farlow, Brian	ISV	SW	Fitzpatrick, Ken	CAN	SW	Fuentes, Jose O.	PUR	JU
Enquist, Paul	USA	RO	Farlow, Keith	ISV	SW	Fizuleto, Hrvoje	YUG	AT	Fuentes, ROSA	MEX	SW
Enriquez, Felipe	MEX	CY	Farmer, Sandra	JAM	AT	Fjelberg, Svein	NOR	FB	Fujimori, Koshi	JPN	SW
Enstad, Ivan	NOR	RO	Farrell, Evelynne	AHO	AT	Flachmeier, Laurie	USA	VB	Fujita, Etsuji	JPN	SW
Enzenauer, Ute	FRG	CY	Farres, Jose	PAR	SH	Flanagan, Jeanne	USA	RO	Fujita, Yoshihiro	JPN	WR
Erazo, Nelson	WR	AT	Farres, Olegario	PAR	SH	Flebbe Roeglim, Christian	VEN	VA	Fujita, Yuji	JPN	FE
Erbs, Sabine	FRG	HB	Farres, Osvaldo	PAR	SH	Fleischmann, Torrance	USA	EQ	Fujiwara, Hideoki	JPN	CY
Ercic, Emilija	YUG	HB	Farrow, Brad	CAN	JU	Fleming, Curtis	USA	RO	Fujiwara, Kazuno	JPN	SW
Erdogan, Levent	TUR	WE	Farthofer, Michael	AUT	YA	Fleming, James	ISV	AT	Fujiwara, Takumi	JPN	YA
Erhorn, Claus	FRG	EQ	Fasala, Gregory	AUS	SW	Fleming, Vern	USA	BB	Fukumitsu, Hisayo	JPN	AT
Erickson, Stephen	USA	YA	Faust, Hartmut	FRG	CA	Flieri Soler, Jean Paul	MLT	YA	Fukumoto, Katsuyuki	JPN	BS
Eriksen, Hanne Mandsf.	DEN	RO	Faust, Wolfram	FRG	CA	Flexa, Fredrico	BRA	JU	Fukumoto, Toshio	JPN	SW
Eriksen, Kim Jolin	DEN	CY	Faustin, Gina	HAI	FE	Flink, Lona	HKG	SW	Fukuzato, Shusei	JPN	CA
Eriksson, Agneta	SWE	SW	Favila, Rosana	BRA	GY	Flintoff, Debbie	AUS	AT	Fulger, Mircea	ROM	BO
Eriksson, Anna-Karin	SWE	SW	Favre, Charles	SUI	YA	Float, Jeffrey	USA	SW	Fuller, Debbie	CAN	SW
Eriksson, Peter	SWE	EQ	Fawair, Muteb	JOR	AT	Florentino, Jose	DOM	BS	Fuller, Mark	USA	WR
Eriksson, Thomas	SWE	AT	Fayroze, Eid	QAT	SH	Flores, Carmelo	WR	WR	Fung, Lori	CAN	GY
			Fazi, Yuri	ITA	JU	Flores, Leonidas	CRC	FB	Funk, Tim Wayne	USA	HB
						Flowers, Damil	BIZ	AT	Funkenhauser, Zita	FRG	FE
						Flynn, Brendan	AUS	BB	Furniss, Jane	GBR	AT
						Flynn, Ray	IRL	AT	Furuhed, Karin	SWE	SW
						Fochi, Massimo	ITA	BS	Furukawa, Shinichi	JPN	BS
						Fogh, Hans	CAN	YA	Furukawa, Yasushi	JPN	VB
						Fogli, Laura	ITA	AT	Funerknecht, Thomas	AUT	AT
						Fok, Ming-Shan	HKG	AR	Fuwa, Hiroki	JPN	AT
						Foley, Kieran	IRL	JU	Fye, Omar	GAM	AT
						Foley, Stephen	AUS	SW			

Name Nom	Country Pays	Sport	Name Nom	Country Pays	Sport	Name Nom	Country Pays	Sport	Name Nom	Country Pays	Sport
G			Gawdat, Yousep	SAU	AR	Gomez, Agapito	ESP	BO	Green, Debbie	USA	VB
Gabathuler, Walter	SUI	EQ	Gawthorpe, Stephen	GBR	JU	Gomez, Andres	ESP	HO	Green, Gary	USA	BS
Gaberino, Geoffrey	USA	SW	Gaylord, Mitchell	USA	GY	Gomez, Jose	MEX	AT	Green, Lucinda	GBR	EQ
Gabriel, Bernd	FRG	WR	Gaze, Andrew	AUS	BB	Gomez, Julio Cesar	ARG	AT	Greenaway, Dean	IVB	AT
Gaeta, Renato	ITA	RO	Gaze, Lindsay	AUS	BB	Gomez, Julio Ramon	ESP	BO	Greene, Debbie	BAH	AT
Gagliano, Angel Carlos	ARG	AT	Ge, Ping	CHN	AT	Gomez, Pedro	DOM	BS	Greene, Hazel	IRL	AR
Gagliano, Paolo	ITA	BS	Geanta, Ion	ROM	CA	Gomez, Rodolfo	MEX	AT	Gregg, Scott	USA	HO
Gaines, Ambrose	USA	SW	Gebauer, Gabriele	AUT	HB	Gomez, Victor	DOM	BS	Gregorek, John	USA	AT
Gaisford, Keith	AUS	AR	Geer, Charlotte	USA	RO	Gomis, Louis	FRA	BO	Greiner, Cindy	USA	AT
Gaitor, Ayao	TOG	BO	Geer, Julia	USA	RO	Goncalo, Pedro	MOZ	AT	Grenda, Michael	AUS	CY
Gajesanandana, Chotivud	THA	YA	Geh, Susanna	AUS	BB	Gongora, Liliana M.	ARG	AT	Greoo, Hermann	FRG	RO
			Geiger, Jurgen	FRG	GY	Gonzales, Alejandro	CRC	FB	Grepperud, Hans Magnus	NOR	RO
Galagarza, Luis	CRC	FB	Geirnaert, Johan	BEL	AT	Gonzales, Joe	USA	WR	Greuel, Marcelo	BRA	CY
Galassi, Daniela	SMR	SW	Geibai, Junio	DOM	BS	Gonzales, Raul	USA	BO	Grewal, Alexi	USA	CY
Gale, Peter	AUS	YA	Gemayel, Cheikh Jean	LIB	SH	Gonzalez, Ivan	USA	BO	Grewal, Iqbaljit	IND	HO
Galeano, Perfecto	PAR	BO	Gemelli, Tiziano	ITA	AT	Gonzalez, Abel	COL	WE	Grey-Gardner, Robyn	AUS	RO
Galera, Federico	ESP	MP	Genard, Bruno	FRA	MP	Gonzalez, Adolfo	MEX	AR	Gribble, Matthew	USA	SW
Galiwango, William	UGA	BO	Gent, Mustafa	TUR	BO	Gonzalez, Alberto	CHI	YA	Griese, Joachim	FRG	YA
Gallagher, Kim	USA	AT	Genchl, Jean	GBR	RO	Gonzalez, Alex	FRA	AT	Griffin, Lorna	USA	AT
Gallardo, Miriam	PER	VB	Genders, Peter	AUS	CA	Gonzalez, Alfredo	COL	SH	Griffith, Florence	USA	AT
Gallen, Laurence	NZL	HO	Genziani, Adrian	GBR	RO	Gonzalez, Aristides	WR	BO	Griffith, June	GUY	AT
Galli, Filippo	ITA	FB	Georgakopoulos, Konstanti	GRE	AT	Gonzalez, Benjamin	ESP	AT	Griffiths, David	GBR	BO
			Georgiadis, Theodoros	GRE	YA	Gonzalez, Ivan	ESP	CA	Griffiths, Steve	JAM	AT
Galli, Marco	ITA	SW	Georgosopoulos, Stilianos	GRE	YA	Gonzalez, Jesus	ESP	RO	Griggs, Martha	CAN	EQ
Galvao, Eduardo	BRA	BB	Gerdes, Roswitha	FRG	AT	Gonzalez, Jorge	WR	AT	Grigoras, Cristina	ROM	GY
Galvao, Mauro	BRA	FB	Gerdsmeier, Fritz	FRG	WR	Gonzalez, Jorge	ESP	SH	Grillhammar, Anders	SWE	SW
Gamarra, Luis Fernando	BOL	SH	Geremias, Conceicao	BRA	AT	Gonzalez, Jose Luis	ESP	AT	Grime, Lynnette	NZL	AT
Gamba, Alessandro	ITA	BB	Gerontas, Ioannis	GRE	WE	Gonzalez, Manuel	ESP	AT	Grimes, Hamil	BAR	AT
Gamba, Ezio	ITA	JU	Gertel, Helmut	FRG	BO	Gonzalez, Manuel	CHI	YA	Grimshaw, Stuart	NZL	HO
Gambke, Wolfram	FRG	AT	Gertel, Stefan	FRG	BO	Gonzalez, Rafael	MEX	JU	Grisandi, Gianpaolo	ITA	CY
Gamborg, Joyce	CAN	VB									
Gamliel, Arye	ISR	AT	Gerz, Wolfgang	FRG	YA	Gonzalez, Raul	MEX	AT	Grizzetti, Paola	ITA	RO
Gamo, Seimei	JFW	HB	Gesing, Witold	CAN	YA	Goodall, Angela	GBR	AR	Groc, Patrick	FRA	FE
			Geuens, Bruno	BEL	CY	Goode, Milton	USA	AT	Groenfeldt, Iris	ISL	AT
Gandarillas, Rafael	WR	SW	Gey, Mathias	FRG	FE	Goodwin, Ken	CAN	HO	Groh, Juergen	FRG	FB
Gandolfi, Anna Pia	ITA	FE	Ghanem, Ahmed	EGY	AT	Goossen, Hugo	SUR	SW	Grono, Bernd	FRG	CY
Gandolfi, Roberto	ITA	SW	Ghattas, Faten	TUN	SW	Gopfert, Dieter	FRG	RO	Gronlund, Timo	FIN	CA
Gandolphe, Bruno	FRA	YA	Ghesini, Agostino	ITA	AT	Gordon, Dean	AUS	YA	Gronman, Jouni	FIN	WE
Ganeff, Stephane	BEL	FE	Ghouloum, Mohammad	KUW	FE	Gordon, Elvis	GBR	JU	Gropa, Vasile	ROM	WE
Ganna, Marco	ITA	CA	Giancola, Sandra M.	ARG	FE	Gordon, Sarah	IRL	EQ	Gros, Vonnie	USA	HO
Ganunga, Isaac	MAW	AT	Giancola, Silvana Ines	ARG	FE	Gordon, Wayne	CAN	BO	Gross, Benno	FRG	GY
Gao, Ludong	CHN	CA									
Gao, Wenhe	CHN	WR	Giannopoulos, Kiriakos	GRE	SW	Gordon, Yuko	HKG	AT	Gross, George	CAN	SW
Gao, Xiumin	CHN	HB	Giannopoulos, Stavros	GRE	SW	Gore, Debra	GBR	SW	Gross, Michael	FRG	SW
			Giardi, Gian Franco	SMR	SH	Gorla, Giorgio	ITA	YA	Grossmith, Guy	ZIM	YA
Garande, Patrice	FRA	FB	Giardini, Celso	ITA	SH	Gornall, Linda	GBR	CY	Grubb, Timothy	GBR	EQ
Garces, Ivan	ECU	WR	Gibson, Greg	USA	WR	Gorostegui, Antonio	ESP	YA	Grybowski, Kirk	ISV	YA
Garces, Jose	MEX	WE	Gibson, Sharon	GBR	AT	Gorski, Mark	USA	CY	Grylls, David	USA	CY
Garces, Victor	MEX	SH	Gibson, Ted	CAN	RO	Gosbee, William	GBR	FE	Gschiessl-Foltny, Milena	AUT	HB
Garcia Cuesta, Javier	USA	HB	Gies, Reiner	FRG	BO	Goss, Sandy	CAN	SW	Gu, Jiahong	CHN	AO
Garcia Velazco, Jorge R.	ARG	YA	Giessing, Thomas	FRG	AT	Goss, Steven James	USA	HB	Guan, Shishi	CHN	SW
Garcia-Miro, Pedro	PER	SH	Giger, Daniel	SUI	FE	Gosse, Christine	FRA	RO	Guanbunima	CHN	WR
Garcia-Molina, Hugo-Allan	GUA	AT									
Garcia, Alfonso	ESP	JU	Giha, Juan	PER	SH	Gouard, Philippe	FRA	YA	Guanco, Francisco	PHI	SW
Garcia, Antonio	ESP	FE	Gihvonen, Maarit	FIN	SW	Gouda, Musa	SUD	AT	Guardia, Guillermo	CRC	FB
			Gil, Antonio Jose	BRA	FB	Gould, Donna	AUS	AT	Guarducci, Marcello	ITA	SW
Garcia, Didier	FRA	CY	Gilardi, Enrico	ITA	BB	Goulding, Jane	NZL	HO	Guaves, Rodolfo	PHI	CY
Garcia, Diego	MEX	SH	Gilbert, Craig Thompson	USA	HB	Gounas, Andreas	GRE	SW	Guay, Lucie	CAN	CA
Garcia, Esmeralda	BRA	AT	Gilbert, Stuart	AUS	YA	Govig, Bert	USA	WR	Gudmundsson, Bjarni	ISL	HB
Garcia, Fabio	NCA	BS	Gilberto, Mercado	COL	WE	Govile, John	UGA	AT	Gudmundsson, Gudmundur	ISL	HB
Garcia, Fausto	MEX	BO	Gilder, Virginia	USA	RO	Govindasami, Deven	IND	WE	Guebey, Dominique	FRA	AT
Garcia, Gonzalez Carlos	URU	CY	Gilje, Rein	NOR	CA	Grabow, Guido	FRG	RO	Guenther, Werner	SUI	AT
Garcia, Gustavo	COL	SH	Gillam, Peter	GBR	AR	Grabow, Volker	FRG	RO	Guerdat, Philippe	SUI	EQ
Garcia, Jorge	ESP	AT									
Garcia, Jose Miguel	ESP	HO	Gillingham, Joan	CAN	RO	Gracan, Nenad	YUG	FB	Guerra, Ascension	ESP	AR
Garcia, Kriscia Lorena	ESA	AT	Gillingham, Martin	GBR	AT	Graddy, Sam	USA	AT	Guerreo, Orlando	ESP	AR
			Gillitt, Lindford	BIZ	CY	Grael, Lars	BRA	YA	Guevara, Ena	PER	AT
Garcia, Miguel Angel	ESP	WR	Gilman, David	USA	CA	Grael, Torben	BRA	YA	Gueye-Elhadj, Ousseynou	SEN	JU
Garcia, Pedro	ESP	HB	Gingras, Nathalie	CAN	SW	Graf, Steffi	FRG	TE	Guffer, Edith	ITA	SH
Garcia, Rosa	PER	VB	Giord Maina, Jesmond	MLT	WR	Graha, Nandy Singh	IND	HO	Guggiana, Johnnyjoseph	ITA	BS
Garden, Linda	AUS	AT	Giovannetti, Luciano	ITA	SH	Graham, Hugh	CAN	EQ	Guichard, Marielle	FRA	CY
Gardiner, Mike	CAN	BS	Giovannetti, Marco	ITA	CY	Graham, Mark	NZL	SW	Guichot, Pierre	FRA	FE
Gareau, France	CAN	AT	Giron, Carlos	MEX	SW	Grammatikopoulos, Serafim	GRE	WE	Guido, Sara	MEX	SW
Gareau, Jacqueline	CAN	AT	Girvan, Martin	GBR	AT	Gran, Stein	NOR	FB	Guillen, Susana	ESP	GY
Garinger, Marge	USA	HO									
Garmendez, Juan	NCA	BS	Gisladottir, Thordis	ISL	AT	Granados, Roberto	GUA	SW	Guillerot, Gildas	FRA	YA
Garmendia, Harri	ESP	SW	Gislason, Alfred	ISL	HB	Grandi, Stefano	ITA	SW	Guimaraes, Agberto	BRA	AT
			Gislason, Kolbeinn	ISL	JU	Granger-Veyron, Herve	FRA	FE	Guimaraes, Durval	BRA	SH
Garneau, Louis	CAN	CY	Gisler, Josef	SUI	WR	Grant, David	USA	RO	Guimaraes, Nilo	BRA	BB
Garnreiter, Armin	FRG	AR	Givens, Randy	USA	AT	Grant, Michel	SWE	JU	Guimaraes, Ricardo	BRA	BB
Garon, Denis	CAN	WE	Gjengaar, Terje	NOR	CY	Gratton, Paul	CAN	VB	Guindon, Claudio Luis	ARG	RO
Garraway, Ken	CAN	FB	Gjertsen, Finn	NOR	GY	Gravare, Magnus	SWE	YA	Guinn, Tom	CAN	SH
Garrett, John	GBR	RO	Glance, Harvey	USA	AT	Gravare, Martin	SWE	YA	Gul Mohammad	PAK	WR
Garza, Federico	MEX	EQ	Glaser, Jay	USA	YA	Graveline, Eric	CAN	YA	Guler, Cengiz	TUR	JU
Gaschet, Liliane	FRA	AT	Glaser, Martin	SUI	HE	Graves, Carie	USA	RO	Gullock, Gary	AUS	RO
Gaset Fris, Francesc	AND	SH									
Gaspar, Csaba O.	ARG	FE	Glass, Jeff	CAN	AT	Gray, Gerry	CAN	FB	Gullstrand, Christer	SWE	AT
Gasparoni, Marc	FRA	AT	Glencross, Brian	AUS	HO	Gray, Johnny	USA	AT	Gumundsson, Gudjon	ISL	HB
			Glenesk, Dean	USA	MP	Gray, Ken	JAM	AT	Gunnarsson, Ove	SWE	SH
Gasparotti, Jean-Pierre	MON	SH	Gloor, Rene	SUI	AT	Gray, Penny	AUS	HO	Gunnarsson, Sigurdur	ISL	HB
Gasperoni, Elio	SMR	SH	Glossop, Pamela	AUS	HO	Gray, Peter	BER	EQ	Gunst, Thomas	FRG	HO
Gasser, Moritz	SUI	GY	Glucksman, Joel	USA	FE	Gray, Rob	CAN	AT	Gunther, Roland	FRG	CY
Gassmann, Roland	SUI	HB	Gluver, Joergen	DEN	HB	Greaves, Wilbert	GBR	AT	Guo, Huaying	CHN	SW
Gate, Denis	FRA	RO	Gnagnarelli, Elio	ITA	SH	Green, Bill	USA	AT	Guo, Yingze	CHN	HB
Gauci, Michael	MLT	SH	Gnoatto, Gerson	BRA	GY	Green, Craig	AUS	WR	Guo, Yonglin	CHN	BB
Gaudet, Daniel	CAN	GY	Gobel, Frans	HOL	RO	Green, Cynthia	JAM	AT	Gurei, Fiodor	ROM	CA
Gaudin, Brigitte	FRA	FE									
Gaugel, Heide	FRG	AT	Gobran, Fayek	EGY	BO				Gurney, Hilda	USA	EQ
Gautier, Frederic	FRA	YA	Godfrey, Earl	BER	CY				Gurung, Jodha	NEP	AT
			Goldsmith, Nancy	ISR	GY				Gushiken, Koji	JPN	GY
			Goldstein, Boris Adrian	ARG	WR				Guss, Lloyd	CAN	AT
			Goles, Sabrina	YUG	TE				Gustafsson, Bo	SWE	AT
			Golic, Sladjana	YUG	BB				Gustafsson, Christina	SWE	SH
			Golz, Angela	FRG	GY				Gustafsson, Margareta	SWE	SH
			Golz, Rolf	FRG	CY				Gustavsson, Carina	SWE	RO
			Gomes, Hayden	ANT	CY				Gustavsson, Karl-Johan	SWE	WR
			Gomes, Marcellusmark	INO	HO				Gustin, Gilbert	BEL	JU

Listing of the competitors/Liste des concurrents

Name Nom	Country Pays	Sport	Name Nom	Country Pays	Sport	Name Nom	Country Pays	Sport	Name Nom	Country Pays	Sport
Gutierrez Zuniga, Hernan	COL	BO	Hansen, Ove	NOR	EQ	Hellqvist, Anders	SWE	JU	Hoag, Glenn	CAN	VB
Gutierrez, Guillermo	MEX	CY	Hansen, Rolf Morgan	NOR	CY	Henao, Jorge	VEN	SW	Hodge, Lindel	IVB	AT
Gutierrez, Manuel	PAN	SW	Hanssens, Patrick	BEL	CA	Henchiri, Mohamed	TUN	AT	Hodge, Neville	ISV	AT
Guneridge, Jeff	GBR	AT	Hansson, Ingvar	SWE	YA	Henderson, Cesar	DOM	SW	Hodges, Gillian	GBR	RO
Guu, Jin-Shoei	TPE	AT	Hansson, Lars-Erik	SWE	HB	Henderson, Davina	CAN	EQ	Hodgson, Nicholas	GBR	SW
Guy, Gawain	JAM	AT	Haoui, Gebrael	LIB	SH	Henderson, Fernando	DOM	SW	Hoef, Gilbert	BEL	SH
Guzganu, Elisabeta	ROM	FE	Happe, Thomas	FRG	HB	Henderson, William	ISV	SH	Hoeg, Henri Junch	DEN	WE
Guzman, Angel	MEX	SH	Haraldsen, Oystein	NOR	WR	Hendriks, Irene	HOL	HO	Hoekstra, Sjoerd	HOC	RO
Guzman, Jose	NCA	BS	Harb, Elias	LIB	SH	Henkel, Rainer	FRG	SW	Hoevertsz, Nicole	AHO	SW
Gwynn, Chris	USA	BS	Harber, Vicki	CAN	RO	Henneveld, Robert	HOL	JU	Hofer, Otto J.	SUI	EQ
Gysling, Eva	SUI	SW									
			Hardarson, Kristjan	ISL	AT	Henning, Cameron	CAN	SW	Hoffman, Paul	SWZ	WE
			Hardcastle, Sarah	GBR	SW	Henry, Anthony	ANT	AT	Hoffmann, Dieter	FRG	AT
			Hardman, Dennis	ZIM	SH	Henry, Jean Michel	FRA	FE	Hoffmann, Ekke	FRG	HB
			Hardmeir, Thomas	SUI	AR	Henry, Lea	USA	BB	Hofmann, Norbert	FRG	SH
			Harjola, Veli-Pekka	FIN	CA	Heo, Yong-Mo	KOR	BO	Hogrefe, Dietmar	FRG	EQ
			Harnett, Curtis	CAN	CY	Heon, Susan	USA	SW	Hogshead, Nancy	USA	SW
			Harper, Neil	GBR	SW	Heras, Angel	ESP	AT	Hokari, Minako	JPN	AR
			Harper, Pierre	GBR	FE	Herbert, Gord	CAN	BB	Holder, Jean-Marc	TRI	YA
			Harries, Axel	FRG	AT	Herbert, John	GBR	AT	Holgate, Virginia	GBR	EQ
			Harrington, Jessica	IRL	EQ	Herbster, Martin	FRG	WR	Holidis, Haralambos	GRE	WR
			Harris, Danny	USA	AT	Heredia, Gonzalo	ARG	YA	Holler, Christian	AUT	YA
			Harrison, Amanda	GBR	GY	Heredia, Isabel	PER	VB	Holler, Richard	AUT	YA
			Hartl, Wolfgang	AUT	CA	Herland, Douglas	USA	RO	Hollister, Brett	NZL	RO
			Hartmann, Gerhard	AUT	AT	Herle, Christoph	FRG	AT	Holloway, Sue	CAN	CA
			Hartmann, Jurgen	FRG	SH	Herlovsen, Kai Erik	NOR	FB	Holm, Bjorn	SWE	YA
			Hartmann, Werner	FRG	AT	Herman, Louis	CHI	YA	Holmberg, John	ISV	YA
			Hartung, James	USA	FE	Hermans, Petrus	HOL	HO	Holmberg, Magnus	SWE	YA
			Harvey, Graham	GBR	SH	Hermine, Muriel	FRA	SW	Holmberg, Peter	ISV	YA
			Harvey, Michael	AUS	AT	Hernandez, Libby	WR	EQ	Holmer, Ulrike	FRG	SH
			Harvey, Pierre	CAN	CY	Hernando, Jose Antonio	ESP	BO	Holmertz, Anders	SWE	SH
			Harville, Janet	USA	RO	Herrera, Jesus	MEX	AT	Holmes, Andrew	GBR	RO
			Has, Hasan	TUR	WE	Herrera, Jesus	DOM	BO	Holmes, Belinda	GBR	RO
			Hasanefendic, Sead	SUI	HB	Hertzberg, Rolf	SWE	HB	Holmes, Lawrence	CAN	WR
			Hase, Hiroshi	JPN	WR	Hervieu, Francis	FRA	CA	Holmes, Mark	CAN	CA
			Haselhurst, Peter	AUS	HO	Hess, Ursula	SUI	AR	Holmes, Michael	GBR	YA
			Hassan, Ali	KUW	FE	Hesse, Timothy	GHA	AT	Holmes, Robyn	AUS	HO
			Hassan, Amr	EGY	SW	Hessel, Bernd	FRG	CA	Holmquist, Staffan	SWE	HB
			Hassan, Elkaishef	SUD	AT	Hesselberg, Pener	NOR	AT	Holmstrom, Annelie	SWE	SW
			Hassan, Kazem	KUW	FE	Hetherington, Jill	CAN	TE	Holmyard, Caroline	GBR	SW
			Hassan, M. F.	IRQ	FB	Henich, Bernadette	FRA	CA	Holroyd, Kathryn	GBR	RO
			Hassan, M. Noordin	MAL	Ho	Heugabel, Reiner	FRG	WR	Holtan, Tor Johan	USA	HB
			Hassan, Rim	EGY	SW	Hewett, Bruce	FIJ	YA	Holtom, Mark	GBR	AT
			Hassan, Salih	GBR	RO	Hewlett, Karen	CAN	HO	Holyfield, Evander	USA	BO
			Hassane, Issaka	CHA	AT	Hicken, Blair	CAN	SW	Holzappel, Brigitte	FRG	AT
			Hasse, Ute	FRG	SW	Hidding, Tineke	HOL	AT	Holzhausen, Ruth	FRG	VB
			Hassi, Jouko	FIN	AT	Hierro, Ma. Soledad Del	ESP	GY	Homfeld, Conrad	USA	EQ
			Hata, Shinji	JPN	BS	Higashi, Satoru	JPN	BO	Honda, Tamon	JPN	WR
			Hatch, John	CAN	BB	Higashira, Hirokazu	JPN	EQ	Honey, Gary	AUS	AT
			Hanesen, Hans Henrik	DEN	HB	Higgins Arana, Barbra	PAN	FE	Honrubia, Alberto	ESP	EQ
			Hattin, Heather	CAN	RO	Hillenius, Petra	BAH	YA	Hood, Albert	USA	WE
			Hatuel, Itzhak	ISR	FE	Higuchi, Naomi	JPN	WR	Hoogewerf, Simon	CAN	AT
			Hatuel, Lydia	ISR	FE	Hilder, Petra	SWE	SW	Hooker, Jeffrey	USA	FB
			Hatzipavlis, Ilias	GRE	YA	Hill, Guy	IVB	AT	Hooper, Dick	IRL	AT
			Haugom, Ole	NOR	AT	Hill, Jean	GBR	SW	Hoover, John	USA	BS
			Haurum, Carsten	DEN	HB	Hill, Virgil	USA	BO	Hope-Washington, Ester	TRI	AT
			Hausladen, Sonja	AUT	SW	Hillardt, Michael	AUS	AT	Hope, Anthony N.	SLE	AT
			Havili, Dtosico T	TON	BO	Hillas, Lorraine	AUS	Ho	Hope, Dag	NOR	CY
			Havna, Magne	NOR	BO	Hillen, Francisca	HOL	HO	Hoppe, Rainer	FRG	SW
			Hawayeck, Manuel	FUR	SH	Hillenbrand, Kurt	FRG	SH	Hora, Carlos	PER	SH
			Hawkins, Gerrard	IRL	BO	Hillenius, Petra	HOL	SW	Horan, Allan	NZL	RO
			Hawkins, Graeme	NZL	WR	Hillinger, Karin	AUT	HB	Horan, Geoffrey	NZL	RO
			Hawkins, Tranel	USA	AT	Hilmarsson, Atli	ISL	HB	Horiuchi, Shunsuke	JPN	RO
			Hay, Andrew	NZL	RO	Hinds, Doug	CAN	AT	Horn, Blair	CAN	RO
			Hayashi, Eigen	JPN	SH	Hinds, Sterling	CAN	AT	Hormann, Raimund	FRG	RD
			Hayes, Lawrence Bruce	USA	SW	Hines, Cesar	CRC	FB	Homung, Claudia	FRG	RO
			Haynes, Glein	BRA	YA	Hingsen, Juergen	FRG	AT	Horstead, Jill	CAN	SW
			He, Jianping	CHN	HB	Hinkelmann, Sabine	FRG	RO	Horvat, Elena	ROM	RD
			Head, Venissa	GBR	AT	Hintnaus, Tom	BRA	AT	Horvath, E. Kathleen	USA	TE
			Hearnshaw, Susan	GBR	AT	Hirai, Chikafumi	JPN	SH	Hosdey, Mane-Louise	BEL	SH
			Heath, Michael	USA	SW	Hirakawa, Keiko	JPN	SH	Hosokawa, Sachio	JPN	SH
			Heavey, Carolann	IRL	SW	Hiranaka, Nobuaki	JFN	BO	Hosokawa, Shinji	JPN	JU
			Heberle, Philippe	FRA	SH	Hirano, Motoharu	JPN	SH	Hou, Yuzhu	CHN	VB
			Heberle, Trisha	AUS	HO	Hirata, Noritoshi	JPN	GY	Houki, Daisuke	JPN	SW
			Hedderich, Albert	FRG	RO	Hiro, None	JPN	VB	Houlding, John	CAN	RO
			Hedgren, Harri	FIN	CY	Hirotsu, Nobutada	JPN	EQ	Hourdel, Laurence	FRA	RO
			Heeney, Joe	CAN	BS	Hirose, Katsumi	JFN	BS	Howard, Denean	USA	AT
			Heer, Gerhard	FRG	FE	Hirose, Miyoko	JPN	VB	Howard, Kimberly	USA	HB
			Hefer, Clyde	AUS	RO	Hirozawa, Takaharu	JPN	YA	Howard, Sherri	USA	AT
			Hegarty, Declan	IRL	AT	Hisis, Alejandro	CHI	FB	Howe, Paul	GBR	SW
			Hegazy, Mohamed	EGY	BO	Hitchcock, Dean	CAN	VB	Howe, Ruth	GBR	RO
			Hegg, Steve	USA	CY	Hitchcock, Monica	CAN	VB	Howkins, Mark	CAN	SH
			Heggli, Daniel	SUI	CY	Hjeltnes, Knut	NOR	AT	Hoy, Andrew	AUS	EQ
			Heiden, Anton	HOL	SW	Hjerpe, Kent	SWE	FE	Hoyer, Didier	FRA	CA
			Heilig, Reto	SUI	YA	Hjortnaes, Lasse	DEN	YA	Hoyo, Marcelo	MEX	MP
			Hein, Harald	FRG	FE	Hladky, William	CAN	Ho	Hoyos, Alejandra	COL	SH
			Heine, Elke	FRG	GY	Hlasek, Jakob	SUI	TE	Hoyte-Smith, Joslyn	GBR	AT
			Heinrich, Lothar	AUT	SH	Hlawe, Samuel	SWZ	AT	Hsu, Chin-Te	TPE	CY
			Heinrichs, Elke	FRG	SW	Hmied, Sameddine	MAR	FB	Hsu, Mei Chu	TPE	TE
			Heinz, Peter	FRG	SH	Ho, Chung-Kin	HKG	SH	Hsueh, Thomas	TPE	YA
			Heinz, Roland	FRG	WE	Ho, Kim Fai	HKG	CA	Hu, Zhangbao	CHN	BB
			Heiring, Jim	USA	AT				Hua, Jiansheng	CHN	SH
			Heisler, Rod	CAN	BS				Huang, Deguo	CHN	HB
			Helal, Sahar	EGY	SW				Huang, Long	CHN	SW
			Helander, Tuija	FIN	AT				Huang, Meixia	CHN	RO
			Helbing, Karl-Heinz	FRG	WR				Huang, Qun	CHN	GY
			Helgason, Tryggvi	ISL	SW				Huang, Shiping	CHN	SH
			Hellemans, Greet	HOL	RO				Huang, Xianyuan	CHN	GY
			Hellemans, Nicolette	HOL	RO				Huang, Ying	CHN	SW
			Heller, Christian	SWE	SH				Huang, Yunlong	CHN	BB
			Hellgren, Claes	SWE	HB				Huband, Debbie	CAN	BB

Name Nom	Country Pays	Sport	Name Nom	Country Pays	Sport	Name Nom	Country Pays	Sport	Name Nom	Country Pays	Sport
Lash, Peter Waller	USA	HB	Leiehardt Neto, Joao	BRA	FB	Lim, Dong-Gi	KOR	SH	Lorick, Nirmal	TRI	BO
Lasi, Carla	ITA	SW	Leirvaag, Beda	NOR	SW	Lim, Hae-Suk	KOR	VB	Lorion, Guy	CAN	SH
Lasurtegui, Luis	ESP	RO	Leistenschneier, Nicole	FRG	AT	Lim, Kui-Aon	TPE	YA	Loriston-Clarke, Jennie	GBR	EQ
Latanzio, Susi	SUI	GY	Leitao, Antonio	POR	AT	Lim, Kyu-Ha	KOR	HB	Lorraway, Kenneth	AUS	AT
Lath, Melagne	CIV	CA	Leite, Marcos	BRA	BB	Lim, Yal-Aon	TPE	YA	Lorraway, Robyn	AUS	AT
Lathan, Rutherford	ESP	EQ	Leiva-Buhler, Max-Eduardo	WA	CY	Lim, Young-Chol	KOR	HB	Losch, Claudia	FRG	AT
Latt, Zaw	BIR	BO	Leliivre, Gerard	FRA	AT	Lima, Sandra	BRA	VB	Losey, Robert Gregory	USA	MP
Lau, Macy	HUG	AR	Lerna, Alfredo	COL	SH	Lin, Chun-Hong	TPE	SW	Lostis, Jean-Pierre	FRA	YA
Laumann, Daniele	CAN	RO	Lemaire, Tom	BEL	SW	Lin, Hua-Wei	TPE	BS	Lotufo, Mario Sergio	BRA	SW
Laumann, Silken	CAN	RO	Leman, Richard	GBR	HO	Lin, I-Tseng	TPE	BS	Ipu, Wie-Ki	TPE	WR
Launa, Iamo	NGU	AT	Lemay, Lucille	CAN	AR	Lin, Jicheng	CHN	SH	Lou, Yun	CHN	GY
Laurence, Trevor	NZL	HO	Lembacher, Dr. Hannes	AUT	FE	Lind, Angelita	PUR	AT	Louganis, Gregory	USA	SW
Laurenz, Ladislav	AUT	HB	Lemberg, Justin	AUS	SW	Lind, Joan	USA	RO	Louis, Richard	BAR	AT
Lauricella, Luigi	ITA	SH	Lemieux, Lawrence	CAN	YA	Lind, Ulrich	FRG	SH	Loungoude, Antoine	CAF	BO
Laurijsen, Martha	HOL	RO	Lemieux, Robert	GBR	EQ	Lindau, Mats	SWE	HA	Loungoudet	CAF	BO
Lauritzen, Dag Otto	NOR	CY	Lemoult, Jean-Claude	FRA	FB	Lindenthal, Gaby	SUI	AT	Lourenco, Orlando	ZIM	TE
Laut, Dave	USA	AT	Lempereur, Ingrid	BEL	SW	Linder, Ann	SWE	SW	Louvel, Eric	FRA	CY
Lavoie, Marc	CAN	FE	Lenard, Michael B.	USA	HB	Lindhardt, Joergen	DEN	YA	Louvet, Thierry	FRA	RO
Lavric, Florica	ROM	RO	Lenarduzzi, Bob	CAN	FB	Lindner, Johann	AUT	AT	Loyal, Marie France	FRA	AT
Lavulo, Lisiatie	TON	BO	Lenes, Haldis	NOR	RO	Lindqvist, Lars-Ake	SWE	RO	Loven, Dan	SWE	VA
Law, Christopher	GBR	YA	Lenglet, Olivier	FRA	FE	Lindroos, Aame	FIN	RO	Lovin, Fita	ROM	AT
Law, Siu-On	HKG	CY	Leon, Genaro	MEX	BO	Lindsay, Howard	ANT	AT	Lovrich, Anthony	AUS	RO
Lawaetz, Jodie	ISV	SW	Lepananon, Nirundon	THA	BH	Lindsey, Carol	USA	HB	Lowe, David	GBR	SW
Lawler, Janine	GBR	CA	Lesaffre, Bruno	FRA	SW	Linehan, Kimberly	LISA	SW	Lowe, James	AUS	RO
Lawrence, Albert	JAM	AT	Lescak, Filip	YUG	JU	Linemayr, Thomas	AUT	RO	Loyen, Philippe	FRA	AR
Lawrence, Janice	USA	BB	Leslie, Jeff	AUS	CY	Lingnau, Corinna	FRG	HO	Lozano Idjabe, Diosdado	GEO	AT
Laws, Geoffrey	GBR	WE	Leslie, Saul	PAN	WR	Lins, Edwin	ALIT	WR	Lozano, Lourdes	MEX	FE
Lawton, Kevin	NZL	RO	Lespourdis, Pavlos	GRE	WE	Linskey, Tom	USA	YA	Lu, Jinqing	CHN	BB
Lawton, Tracy	GBR	AT	Letcaia, Ionel	ROM	CA	Lipscher, Randy	USA	HO	Lu, Jui-Chung	TPE	AR
Lazare, Alain	FRA	AT	Letriz, William	PUR	WE	Lisboa, Francisco A	INA	BO	Lu, Suyan	CHN	CY
Lazarus, Tommy	ZIM	AT	Lene, Elisabeth	SWE	EQ	Lishebo, Dave	ZAM	AT	Lu, Yue	CHN	CY
Lazzarich, Diego	ITA	GY	Lettieri, Tino	CAN	FB	Lisjak, Vlado	YUG	WR	Luan, Juijie	CHN	FE
Le Poole, Alexandra	HOL	HO	Leu, Wen-Sheng	TPE	BS	Lismont, Karel	BEL	AT	Lubawski, Mary	CAN	SW
Leal-Castillo, Rodrigo	GUA	SW	Leung, Hung-Tak	HKG	CY	Liu, Baogang	CHN	RO	Lubeth, Marie-Francoise	FRA	AT
Leamy, Robin	USA	SW	Leveille, Pierre	CAN	AT	Liu, Changcheng	CHN	VB	Lubsen, Walter Jr.	USA	RO
Leand, Andrea	USA	TE	Levy, Yaacov	ISR	GY	Liu, Chi-On	HUG	FE	Lubulwa, Charles	UGA	BO
Leask, Edward	GBR	YA	Lewis, Bradley	USA	RO	Liu, Chin-Chiang	TPE	AT	Lucchena, Andrea	ITA	VB
Leatherwood, Lillie	USA	AT	Lewis, Cad	USA	AT	Liu, Chiu-Lung	TPE	BS	Lucchena, Piri Paolo	ITA	VB
Leavy, Jacqueline	GBR	GY	Lewis, Carol	USA	AT	Liu, Fu	CHN	CY	Luccheni, Sergio A.	ARG	FE
Lebbink, Gert Jan	HOL	CA	Lewis, Lennox	CAN	BO	Liu, Guozhen	CHN	FE	Luebke, Ralf	FRG	AT
Lebel, Josee	CAN	VB	Lewis, Marlene	JAM	AT	Liu, Haiying	CHN	SH	Luent, Jean	FRA	BB
Leblanc, Guillaume	CAN	AT	Lewis, Randy	USA	WR	Liu, Huajin	CHN	AT	Lukim, Dinko	AUS	WE
Lebron, Desiderio	DOM	JU	Lewisohn, Peter	USA	FE	Liu, Jianli	CHN	BB	Lukowski, Bodo	FRG	WR
Lecointe, Dominique	FRA	RO	Lham, Rinzi	BHU	AR	Liu, Junlin	CHN	JU	Lumb, Richard	AUS	YA
Lecot, Alejandro M.	ARG	SW	Li, Chih-Chun	TPE	BS	Liu, Liping	CHN	HB	Lund, Cathy	CAN	RO
Ledermann, Hans	SUI	CY	Li, Chung-Tai	HKG	JU	Liu, Qing	CHN	BB	Lundell, Lennart	SWE	WR
Ledoux, Helene	FRA	RO	Li, Depeng	CHN	TE	Liu, Renqing	CHN	SH	Lundholm, Ulla	FIN	AT
Ledra, Hocine	ALG	HB	Li, Fei	CHN	CY	Liu, Yen-Chiu	TPE	AT	Lundquist, Steve	USA	SW
Lee, Jin-Ok	KOR	CY	Li, Haisheng	CHN	WR	Liu, Yuhuang	CHN	AT	Lungwitz, Federico K.	ARG	RO
Lee, Bum-Joo	KOR	VB	Li, Hongping	CHN	SW	Liu, Yumei	CHN	HB	Lupinetti, Uberto	ITA	EQ
Lee, Chang-Ho	KOR	VB	Li, Huahua	CHN	FE	Liu, Yunhong	CHN	FE	Lusic, Deni	YUG	SW
Lee, Chu-Ming	TPE	BS	Li, Jianming	CHN	SW	Liu, Yunpeng	CHN	AT	Luther, Peter	FRG	EQ
Lee, David	CAN	SH	Li, Jieqiang	CHN	AT	Ljubek, Matija	YUG	CA	Lutui, Elone	TON	BO
Lee, Eun-Chul	KOR	SH	Li, Jinlan	CHN	SW	Ljungbeck, Benni	SWE	WR	Lux, Peter	FRG	FB
Lee, Eun-Kyung	KOR	VB	Li, Khai Kam	HKG	SW	Lianos, Zibor	CHI	RO	Lyn, Brian	ANT	CY
Lee, Fu-An	TPE	AT	Li, Kongzheng	CHN	SW	Llatser, Hector	FRA	AT	Lynch, Michael	AUS	CY
Lee, Fu-Hsiang	TPE	CY	Li, Lan	CHN	HB	Llewellyn, John	GBR	FE	Lyon, John	GBR	BA
Lee, Hong-Yul	KOR	AT	Li, Lingjuan	CHN	AR	Llopart, Jorge	ESP	AT	Lytle, Doug	USA	AT
Lee, Hui-Chen	TPE	AT	Li, Meisu	CHN	AT	Llorens, Alberto A.	ARG	YA			
Lee, Hyung-Sook	KOR	BB	Li, Ning	CHN	GY	Llorente, Jose Luis	ESP	BB			
Lee, Il-Hee	KOR	FE	Li, Qiaoxian	CHN	SW	Lo Nero, Anthony	ITA	BS			
Lee, Jeong-Hwa	KOR	SH	Li, Shunzhu	CHN	WE	Lo, Kam-Kuen	HKG	AR	M. Warsama, Ahmad	QAT	AT
Lee, Jeoung-Sik	KOR	GY	Li, Xiaoping	CHN	GY	Lo, Liang-Han	TPE	BS	Ma, Jianping	CHN	WE
Lee, Jong-Doo	KOR	BS	Li, Xiaojin	CHN	BB	Loban, Noel	GBR	WR	Ma, Wenguang	CHN	WE
Lee, Jong-Kyung	KOR	VB	Li, Yaguang	CHN	BB	Loday, Yves	FRA	YA	Ma, Yanhong	CHN	GY
Lee, Jung-Hee	KOR	GY	Li, Yanjun	CHN	VB	Loebb, Thomas	FRG	SW	Maach, Mohamed	MAR	JU
Lee, Jung-Keun	KOR	WR	Li, Yihua	CHN	SW	Loforte, Leonardo	MOZ	AT	Maaouia, Taoufik	TUN	WE
Lee, Kang Seog	KOR	WE	Li, Yuejiu	CHN	GY	Lofstad, Rolf	NOR	SH	Mabbott, Barrie	NZL	RO
Lee, Kang-Don	KOR	BS	Li, Yuwei	CHN	SH	Lofton, Michel	USA	FE	Mabuchi, Yoshino	JPN	SW
Lee, Kui-Nang	HKG	SH	Li, Zhongqi	CHN	SH	Logan, Jud	USA	AT	Mac Donald, Paul	NZL	CA
Lee, Kwang-Nam	KOR	HB	Li, Zhongyi	CHN	SW	Loghin, Mihaela	ROM	AT	Mac Donald, Stewart	USA	RO
Lee, Mi-Ja	KOR	BB	Liang, Dejin	CHN	WR	Loikkanen, Antti	FIN	AT	Mac Dougall, Lynne	GBR	AT
Lee, Moon-Sik	KOR	HB	Liang, Weifen	CHN	SW	Loisel, Georg	AUT	FE	Mac Gowan, Peter	CAN	RO
Lee, Myeong Su	KOR	WE	Liang, Yan	CHN	VB	Loken, Sverre	NOR	RO	Mac Pherson, Michelle	CAN	SW
Lee, Myung-Hee	KOR	VB	Liao, Wenfen	CHN	AT	Lokken, Per Erik	NOR	SH	Machado, Laildo	BRA	RO
Lee, Roland	GBR	SW	Liaw, Der-Cherng	TPE	JU	Loksairi, Brahim	MAR	WR	Machado, Luiza	BRA	VB
Lee, Sang-Hyo	KOR	HB	Lichty, Kathy	CAN	RO	Loll, Eckhard	FRG	YA	Machado, Maria	POR	AT
Lee, Sang-Kun	KOR	BS	Liddie, Edward	USA	JU	Lombard, Eric	BEL	SH	Machetto, Stephane	FRA	GY
Lee, Soon Chul	KOR	BS	Liederer, Anton	AUT	MP	Lombardo, Patrizia	ITA	AT	Maciel, Francisco	MEX	TE
Lee, Soon-Ei	KOR	HB	Lienhart, Johann	AUT	CY	Long, Warren	CAN	GY	Mack, Shane	LISA	BS
Lee, Susan	AUS	RO	Lievonen, Jorma	FIN	SH	Long, Zara	GBR	SW	Mackay, David	NZL	YA
Lee, Susanna	KOR	TE	Ligges, Fritz	FRG	EQ	Longo, Jeannie	FRA	CY	Mackenzie, Eric	CAN	BS
Lee, Tai-Chung	TPE	FE	Lightbourne, Audrick	BAH	AT	Lopatic, Stanko	YUG	JU	Mackie, Sandra	NZL	HO
Lee, Un-Yim	KOR	VB	Lightfoot, Dale	NZL	AR	Lopes, Carlos	POR	AT	Mackinnon, Zoe	CAN	HO
Lee, Yeun-Ik	KOR	WR	Lihanda, Patrick	UGA	BO	Lopez, Biako, Jose Maria	GEQ	AT	Macovei, Elena	ROM	SH
Lee, Yong-Sun	KOR	VB	Lilholt, Soeren	DEN	CY	Lopez Escobar, Rene	ESA	AT	Macovei, Maria	ROM	SH
Lee, Young-Ja	KOR	HB	Lilja, Bo Arne Gem.	DEN	SH	Lopez-Davila, Alberto	WA	AT	Macpherson, Bruce	CAN	HA
Lee, Young-Sook	KOR	AT	Lillak, Tiina	FIN	AT	Lopez-Zubero, David	ESP	SW	Maddocks, Christopher	GBR	AT
Lee, Young-Sun	KOR	VB	Lilly, Noel	GBR	CY	Lopez, Francisco	ESP	CA	Maddocks, John	GBR	YA
Leece, Terry	AUS	HO	Lim, David F.J.	SIN	SW	Lopez, Gloria	COL	SH	Madhar, Mohamed	SUR	Ju
Leerasansakul, Manop	THA	SH				Lopez, Hector	MEX	BO	Madhusudan Nair, Gopinath	IND	TE
Lefoulon, Patrick	FRA	CA				Lopez, Horacio	URU	BB			
Leggan, Robyn	AUS	HA				Lopez, Juan Maria	ESP	BB			
Legraid, Wenche	NOR	CA				Lopez, Rafael	ESP	HA			
Legras, Daniel	FRA	CA				Lopez, Ramon	PAR	AT			
Lehmann, Brigitta	FRG	GY				Lopez, Victor	PUR	AT			
Lehmann, Helmut	SUI	CA				Lopez, Wilber	COL	WE			
Lehmann, Markus	SUI	GY				Lora, Secundina	DOM	BS			
Lehtinen, Jouko	FIN	AT				Lordos, Anastasios	CYP	SH			
Leidstrom, Thomas	SWE	SW				Lorentzen, Reidar	NOR	AT			

Listing of the competitors / Liste des concurrents

Name Nom	Country Pays	Sport	Name Nom	Country Pays	Sport	Name Nom	Country Pays	Sport	Name Nom	Country Pays	Sport
Madruza, Djan	BRA	SW	Marie-Rose, Bruno	FRA	AT	Mattila, Mikko	FIN	SH	Mehrizi, Slim	TUN	VB
Mady, Levente	CAN	SW	Marie, Albert	SEY	AT	Mattioli, Carlo	ITA	AT	Mei, Stefano	ITA	AT
Madzokere, Chris	ZIM	AT	Marie, Thierry	FRA	CY	Maue, Michael	FRG	CY	Meier, Franz	SUI	AT
Maeda, Ken	CAN	VB	Marin, Corneliu	ROM	FE	Maunsell, Brian	NZL	HO	Meigham-Juarez, Zonia	GUA	AT
Maegli-Novella, Juan	GUA	YA	Marin, Jose	ESP	AT	Maurer, Stefan	SUI	CY	Meiling, Marc	FRG	JU
Maeguchi, Hideaki	JPN	RO	Marin, Marco	ITA	FE	Mavec, Dusan	YUG	EQ	Meister, Urs	SUI	GY
Maekawa, Miyuki	JPN	FE	Marinescu, Tecla	ROM	CA	Mavrotas, George	GRE	SW	Mekhache, Mouloud	ALG	HE
Maennig, Wolfgang	FRG	RO	Marinho, Denis	BRA	RO	Max-Theurer, Elisabeth	AUT	EQ	Mekin, Hisham	EGY	AT
Maenza, Vincenzo	ITA	WR	Marjamaa, Helinae	FIN	AT	Maxwell, Scott	CAN	ES	Mela, Nazzareno	ITA	BO
Maerki, Hansruedi	SUI	CY	Marks, Deryck	JAM	SW	May, Carey	IRL	AT	Melartin, Leena	FIN	SH
Mafe, Adeoye	GBR	AT	Marlowe, Chris	USA	VB	May, Dr. Axel	FRG	YA	Meledje Djedjemel, Rene	CIV	AT
Maffioletti, Sandro	ITA	CY	Marquet, Maurice	NZL	HO	Mayer, Olaf	AUT	BO	Meli, Joe	CAN	JU
Maftei, Gheorghe	ROM	WE	Marquilhaes, Joao	POR	FE	Mayero, Chiponda, Arigoma	ZIM	BO	Meli, Siro	ITA	RO
Mafuta, James	ZAM	JU	Marroquin-Lara, Fernando	GUA	SW	Mayers, John	BAR	AT	Melinte, Doina	ROM	AT
Magagula, Jonathan	SWZ	BO	Marsh, Allan	JAM	SW	Mayers, Raymond	AUS	SW	Meitani, Khalifa	LBA	EQ
Magalhaes, Miguel	POR	FE	Marsh, Henry	USA	AT	Mayr, Marco	SUI	AT	Mella, Pierre Claver	CMR	BO
Magallanes, Jose Rafael	VEN	FE	Marsh, Timothy	CAY	YA	Mazo, Carlos	COL	SH	Melliger, Willi	SUI	EQ
Magers, Rose	USA	VB	Marshall, Bronwyn	AUS	BB	Mazzaron, Marcos	BRA	CY	Melosi, Adrian A.	ARG	EQ
Magnasco, Marcelo M.	ARG	FE	Marshall, Jacqui	AUS	RO	Mazzon Duarte, Evaristo	URU	BO	Memelink, Herbert	HOL	SH
Magnifico, Walter	ITA	BB	Marshall, John	USA	AT	Mazzoni, Angelo	ITA	FE	Memisevic, Refik	YUG	WR
Magnusson, Christer	SWE	HB	Marstrom, Goran	SWE	YA	Mbangiwa, Johnson	BOT	AT	Memo, Raffaella	ITA	RO
Magowan, Roy	IRL	SH	Matte, Nelson	DOM	BO	Mbanugo, Ifeoma	NGR	AT	Mendel, Ingo	FRG	BB
Magwaza, Bhutana	SWE	BO	Martensson, Agneta	SWE	SW	Mbarek, Chebbi	TUN	VB	Mendes, Domingos	MOZ	AT
Mahama Manga, Juan	GEQ	AT	Martha, Soraima	AHO	AT	Mbassieffengue, Luc	CMR	FB	Mendez-Herbruger, Oswaldo	GUA	EQ
Maharaj, Atma Prasad	FIJ	AT	Martigne, Jean Jacques	FRA	RO	Mbazira, Charles	UGA	AT	Mendez, Omar Adolfo	NCA	BO
Maher, Robyn	AUS	BB	Martin, Craig	CAN	FE	Mbela, Gustavo	GEQ	AT	Mendonca, Eleonora	BRA	AT
Mahmoud, E. J.	IRQ	FB	Martin, Eamonn	GBR	AT	Mbereke, Jean Pierre	CMR	BO	Mendoza Quinones, Luis	COL	BO
Mahmoud, Ismaiel	JOR	AT	Martin, Eamonn	GBR	AT	Mbida, Bienvenu	CGO	JU	Mendoza, Saul	BOL	FE
Mahmoud, Joseph	FRA	AT	Martin, Fred	AUS	AT	Mc Ahey, Michael	USA	FE	Meneghin, Dino	ITA	BB
Mahmoud, Mahmoud	EGY	WE	Martin, Gael	AUS	AT	Mc Ara, Tracie	CAN	BB	Menendez, Herminio	ESP	CA
Mahoney, Christopher	GBR	RO	Martin, Isidro	ESP	RO	Mc Arton, Cheryl	CAN	SW	Meneses, Jaieo	COL	CY
Mahorn, Atlee	CAN	AT	Martin, Jan	NZL	HO	Mc Cabe, Jill	SWE	AT	Menezes, Ronald	BRA	SW
Main, Grant	CAN	RO	Martin, Linda	GBR	FE	Mc Calla, Eric	GBR	AT	Menken-Schaudt, Carol	USA	BB
Maisonave, Wilfredo	PUR	AT	Martin, Lisa	AUS	AT	Mc Clain-Ward, Valerie	USA	RO	Mennea, Pietro	ITA	AT
Maisonet, Jorge	PUR	BO	Martin, Lise	CAN	VB	Mc Clain, Rodney	USA	CA	Mensah, Collins	GHA	AT
Majjari, Mustapha	MAR	CY	Martin, Monserrat	ESP	AR	Mc Closkey, Michael	CAN	CY	Mensah, Mary	GHA	AT
Major, Jean	CAN	HO	Martin, Neil	GBR	CY	Mc Combie, Ian Peter	GBR	AT	Menuzzo, Emanuela	ITA	CY
Majstorovic, Biljana	YUG	BB	Martin, Raymond	AUS	CA	Mc Connell, William	GBR	HO	Mercado, Alvaro	COL	BO
Makela, Juha	FIN	SH	Martin, Roderick	SWE	MP	Mc Cormick, Kelly	USA	SW	Mercado, Cesar	WR	AT
Makhanya, Leonard	SWZ	BO	Martin, Stephen	GBR	HO	Mc Coy, Walter	USA	AT	Mercer, David	GBR	WE
Makino, Koki	JPN	EQ	Martinello, Silvio	ITA	CY	Mc Crae, Don	CAN	BE	Merekeh, Mohamed	LBA	EQ
Maksimovic, Goran	YUG	SH	Martinez, Alex	CHI	FB	Mc Crory, Steven	USA	BO	Mergenthaler, Eric	MEX	YA
Malaga, Natalia	PER	VB	Martinez, Esteban E.	ARG	VB	Mc Cullough, Bob	CAN	BS	Meriluoto, Paivi	FIN	AR
Malalla, Adel	QAT	FB	Martinez, Irene	ESP	GY	Mc Cullough, Conor	IRL	AT	Merren, Craig	CAY	CY
Malamas, Ilias	GRE	SW	Martinez, James	USA	WR	Mc Donald, Andrew	USA	SW	Merritt, Ronald	USA	SW
Malekwa, Zakayo	TAN	AT	Martinez, Leonel	VEN	SH	Mc Donald, Jennifer	NZL	HO	Merritt, Bruce	USA	CA
Malgadey-Forgrave, Sylvia	CAN	AT	Martinez, Mario	USA	WE	Mc Donough, R. Patrick	USA	CY	Merry, Mustapha	MAR	FE
Malgosa, Juan	ESP	HO	Martinez, Ramon	DOM	BS	Mc Dougall, Ducan	GBR	RO	Mersal, Nafee	EGY	AT
Malgosa, Santiago	ESP	HO	Martini, Olivier	MON	FE	Mc Dowell, Oddibe	USA	BS	Messerschmidt, Uwe	FRG	CY
Mall, Uwe	SUI	HB	Martino, Marco	ITA	AT	Mc Farlane, Ian	CAN	RO	Messomo, Barnabe	CMR	AT
Malla Venkata, Manikyalu	IND	WE	Marvik, Arild	NOR	RO	Mc Farlane, Michael	GBR	AT	Mestre Sosa, Alberto	VEN	SW
Mallat, Jean Yves	LIB	AT	Marx, Franz	AUT	WR	Mc Gahey, Kathleen	USA	HO	Metcalf, Harriet	USA	RO
Mallett, Neal	GBR	FE	Marx, Michael	FRG	CY	Mc Gee, Pamela	USA	BE	Metellus, Alain	CAN	AT
Mallo, Martin E.	ARG	EO	Marx, Michael	USA	FE	Mc Ginnis, Donna	CAN	SW	Metzger, Ingo	FRG	RO
Malone, Annemarie	CAN	AT	Marx, Robert	USA	FE	Mc Gowan, Malcolm	GBR	RO	Meyer, Bill	CAN	SW
Malvezi, Silvio	BRA	BB	Marxer, Manuela	LE	AT	Mc Gwire, Mark	USA	BS	Meyer, Dirk	FRG	YA
Mamba, Clifford	SWZ	AT	Marzano, John	USA	BS	Mc Intosh, Fiona	GBR	FE	Meyers, Elvet	IVB	YA
Mambosasa, George	MAW	AT	Marzook, Sultan	UAE	AT	Mc Intyre, Michael	GBR	YA	Meyers, Glenn	USA	AR
Mamede, Fernando	POR	AT	Marzorati, Pierluigi	ITA	BB	Mc Iver, Margaret	AUS	EQ	Meyfarth, Ulrike	FRG	AT
Manabe, Kazushito	JPN	WE	Marzouk, Faisal	KUW	SW	Mc Kay, Antonio	USA	AT	Meygret, Anne	FRA	FE
Manandhar, Baikuntha	NEP	AT	Masala, Daniele	ITA	MP	Mc Kay, Dave	CAN	WR	Mezlini, Yassine	TUN	VB
Manchon, Evelynne	FRA	SH	Maskey, Umesh	NEP	BO	Mc Kee, Jonathan	USA	YA	Mezzani, Giovanni	ITA	SH
Mancinelli, Graziano	ITA	EQ	Masod, Abdullah F.	SAU	FB	Mc Keon, Ronald	AUS	SW	Mfede, Louis Paul	CMR	FB
Mandonda, Alphonse	CGO	AT	Mason, Janice	CAN	RO	Mc Kinney, Richard	USA	AR	Mhiri, Razi	TUN	VB
Mandragona, Francesco	ITA	CA	Massaro, Daniele	ITA	FB	Mc Knight, Dave	CAN	AT	Miangoto, Ousmane	CHA	AT
Manecke, Ingra	FRG	AT	Massialas, Gregory	USA	FE	Mc Koy, Mark	CAN	AT	Miao, Michael	TPE	SW
Manenti, Giuseppe	ITA	CY	Masson, Alain	CAN	CY	Mc Laren, Timothy	AUS	RO	Miccoli, Giovanni	ITA	RO
Maneypanda, Somaya	IND	HO	Massu, Philippe	FRA	YA	Mc Laughlin, Frank	CAN	YA	Michael, Nassoro	TAN	BO
Manfredi, Silvio	BRA	SW	Massullo, Carlo	ITA	MP	Mc Laughlin, Terry	CAN	YA	Michel, Henri	FRA	FE
Mann, Scott	CAN	BS	Masuda, Akemi	JPN	AT	Mc Leish, Susan	NZL	HO	Michels, Jeffery	USA	WE
Manninen, Raimo	FIN	AT	Masullo, Marisa	ITA	AT	Mc Leod, Grant	NZL	HO	Mickan, Patricia	AUS	BE
Manrique, Carlos M.	COL	CY	Matar, A. D.	IRQ	FE	Mc Leod, Michael	GBR	AT	Mieses, Abraham	DOM	BO
Mansaray, Abdul	SLE	AT	Matei, Ilie	ROM	WR	Mc Mahon, Brain	CAN	RO	Mifune, Kazuma	JPN	YA
Mansdorf, Amos	ISR	TE	Materazzi, Riccardo	ITA	AT	Mc Michael, David	USA	HO	Migiakis, Stilianos	GRE	WR
Manser, Theres	SUI	SH	Matheis, Rudolf	AUT	YA	Mc Nally, John	USA	SH	Mignone Crisera, Juan	URU	BE
Mansha	PAK	AT	Mathevon, Catherine	FRA	CA	Mc Namara, Julianne	USA	GY	Miguez, Enrique	ESP	CA
Mansilla, James	ITA	BS	Mathiasen, Jan DuPont	DEN	YA	Mc Nicol, Katharine	GBR	RO	Mihaly, Aneta	ROM	RO
Manso, Ana Olivido	ESP	GY	Mathieson, Thorgils	ISL	HB	Mc Nicol, Doug	CAN	BS	Mihara, Masato	JPN	JU
Manzi, Roberto	ITA	FE	Mathieu, Evelyn	PUR	AT	Mc Rae, Mike	USA	AT	Mihias, Dimitrios	GRE	AT
Manzini, Stefano	ITA	BS	Mathieu, Marie Lande	PUR	AT	Mc Stravick, Bradley	GBR	AT	Mikkelsen, Leif Chr.	DEN	HB
Manzur Aguilar, Gustavo	ESA	WR	Matlapeng, Bigboy	BOT	AT	Mc Roberts, Brit	CAN	AT	Mikus, James	USA	GY
Maoudj, Kamel	ALG	HB	Matos, Rosemary	DOM	AT	Mc Vann, Anna	AUS	SW	Milana, Alba	ITA	AT
Maran, Klaus	ITA	YA	Matsui, Emi	JPN	AT	Mc Vean, Jeffrey	AUS	EQ	Milanovic, Igor	YUG	SW
Marcelli, Massimo	ITA	JU	Matsui, Koji	JPN	HB	Mc Vein, Joseph Dean	USA	HB	Mileham, Matt	GBR	AT
Marchant, Sergio	CHI	FE	Matsunaga, Reiichi	JPN	BS	Meagher, Colin	AUS	EQ	Miles, Elizabeth	USA	RO
Marchei, Marco	ITA	AT	Matsuo, Kaoru	JPN	SH	Meagher, Dan	CAN	BB	Milian, Agustin	ESP	HB
Marchesini, Gianmarco	ITA	WE	Matsuoka, Yoshiyuki	JPN	JU	Meagher, Mary T.	USA	SW	Milic, Vladimir	YUG	AT
Marchl, Georg	AUT	WR	Matsushita, Takayoshi	JPN	AR	Meates, Mark	NZL	RO	Miljus, Branko	YUG	FB
Marcil, Claude	CAN	FE	Matsuyama, Kazuoki	JPN	YA	Medina, Jose	PHI	SH	Mill, Frank	FRG	FB
Marcour, Michael	FRG	YA	Matthews, Tam	CAN	YA	Medina, Jose	MEX	SW	Millar, Ian	CAN	EQ
Marcussen, Michael	DEN	CY				Medina, Julio	NCA	BS			
Marden, Anne	USA	RO				Meesuantong, Wisut	THA	BO			
Maree, Sydney	USA	AT				Meffe, Arnulf	FRG	HB			
Marei, Ahmed	EGY	BB				Megenthaler, Hermann	MEX	YA			
Margall, Jose Maria	ESP	BB				Meggison, Michael	GBR	SH			
Margraff, Paul	ECU	SH				Meghoo, Gregory	JAM	AT			
Mari, Roberto	ITA	ES				Meglio, Ferdinando	ITA	FE			
Mariaca, Fernando	ESP	WE				Mehaizaa, Salem	QAT	FB			
Marial, Auggiino	SUD	BO				Mehinto, Maxime	BEN	BO			
Mariani, Felice	ITA	JU				Mehmood, Ayaz	PAK	HO			

Name Nom	Country Pays	Sport	Name Nom	Country Pays	Sport	Name Nom	Country Pays	Sport	Name Nom	Country Pays	Sport	
Millar, Teresa	GBR	RO	Moluh, Mama	CMR	AT	Motta-Taraceba, Carlos	GUA	BO	N			
Miller, Albert	FJI	AT	Molyneaux, Jerry	IVB	AT	Motti, William	FRA	AT		N' Douba, Kouame	CIV	CA
Miller, Albert Roger	CMR	FB	Monckton, Phil	CAN	RO	Moudatsios, Xenofon	GRE	SW		N' Drin, Celestine	CIV	AT
Miller, Anita	USA	HO	Monclar, Jacques	FRA	BB	Moukalled, Khaled	LIB	WE		N' Gama, N' Gama	CIV	CA
Miller, Cheryl	USA	BB	Mondragon, Jorge	MEX	SW	Mourant, Mike	CAN	SW		N	CIV	JU
Miller, Graeme	NZL	CY	Mongeon, Marc	CAN	WR	Mourier, Patrice	FRA	WR		Nadim, Ayman	EGY	SW
Miller, Larry	ANT	AT	Monne, Tsiu	LES	BO	Moussa, Daweye	NIG	AT		Nagasaki, Hiroko	JPN	SW
Mills, Robert	CAN	RO	Monplaisir, Sharon	USA	FE	Moussa, Mustapha	ALG	BO		Nagashima, Hideyuki	JPN	WR
Mills, Tracey	CAN	VB	Montanaro Junior, Jose	BRA	VB	Moustafa, Housham	EGY	SH		Nagata, Hisayoshi	JPN	SW
Milne, Leslie	USA	HO	Montefusco, Sandro	ITA	YA	Moustafa, Mahmoud	EGY	WR		Nagel, Gerd	FRG	AT
Milser, Rolf	FRG	WE	Monteiro, Jose	POR	YA	Moutsanas, Sotirios	GRE	AT	Naigre, Raymonde	FRA	AT	
Milton, Richard	SWE	SW	Monteiro, Luis	POR	MP	Mouttaqui, Driss	MAR	FB	Nakada, Kumi	JPN	VB	
Min, Kyung-Seung	KOR	FE	Montelatici, Marco	ITA	AT	Mowatt, Andrew	CAN	AT	Nakaia, Katsuiiko	BRA	AT	
Mina, Zeina	LIB	AT	Montenegro, Alfredo	PER	RO	Moya, Julio	NCA	BS	Nakajo, Hiroyuki	JPN	SH	
Minchez-Fuentes, Nery	GUA	WE	Montesi, Gregg	USA	RO	Moya, Mariano	ESP	SW	Nakamata, Osamu	JPN	EQ	
Minder, Hansueli	SUI	SH	Montgomery, Peter	AUS	SW	Moyal, Yohanan	ISR	GY	Nakamori, Chikako	JPN	SW	
Minder, Peter	SUI	MP	Moodie, Ernest	CAY	CY	Moyano, Antonio	CRC	FB	Nakamoto, Mitsuaki	JPN	HB	
Minervini, Gianni	ITA	SW	Moon, Kyung-Ja	KOR	BB	Moyer, Diane	KOR	HO	Nakanishi, Hidetoshi	JPN	JU	
Ming, Guixiu	CHN	GY	Moon, Sook	KOR	CY	Moyers, Steven	USA	FB	Nakano, Naohiro	JPN	VB	
Minihan, Gary	AUS	AT	Moon, Sung-Kil	KOR	BO	Moyersoen, Filippo	ITA	EQ	Nakano, Yoshihiro	JPN	EQ	
Mino, Galo	ECU	SH	Moon, Yang-Ja	KOR	SH	Moynihan, Colin	GBR	RO	Nakashima, Masashi	JPN	SW	
Minorati, Donata	ITA	RO	Moon, Yong-Kwan	KOR	VB	Mozun, Isabel	ESP	AT	Nakatake, Katsuo	JPN	CY	
Minshid, K. S.	IRQ	FB	Moorcroft, David	GBR	AT	Mpika, Francoise	CGO	AT	Nakic-Vojnovic, Mihovil	YUG	BB	
Minter, Elizabeth	AUS	TE	Moore, Audrey	AUS	SW	Mpio, Emmanuel	CGO	AT	Nakkas, Ahmet	TUR	SW	
Miralpeix, Javier	ESP	SW	Moore, Marie	CAN	SW	Mrkela, Mitar	CAN	FB	Nalder, Allister	NZL	WE	
Miranda Trejo, Juan	ESA	SW	Moore, Terry	CAN	FB	Mroczynski, Roswitha	FRG	HB	Nam, Seoung-Gu	KOR	GY	
Miranda, Jaime	NCA	BS	Moore, Garry	GBR	WR	Msaddak, Lahmar	TUN	VB	Nanga, Jean Paul	CMR	BO	
Misaggi, Alfio	ITA	SW	Moorehouse, Adrian	GBR	SW	Mubarak, Najj	KUW	AT	Nanne-Villagran, Edgar	GUA	RO	
Mischler, Martial	FRA	WR	Moorman, Rik	HOL	CY	Mubarak, Shaddad	UAE	AT	Nanni, Francesco	SMR	SH	
Misdorp, Rudd	HOL	SW	Moqbil, Rajab	SAU	CY	Mubarak, Yousif	BRN	SH	Narko, Pekka	FIN	YA	
Miskimmin, Brent	NZL	HO	Mora, Nestor	COL	CY	Mubarak, Nabeel	BRN	MP	Narracott, Paul	AUS	AT	
Miskimmin, Peter	NZL	HO	Mora, Orlando	CRC	AT	Mucaroo, Lou	USA	WE	Narvaez, Max	PAR	JU	
Mistoul, Odette	GAB	AT	Moracho, Javier	ESP	AT	Muckenhuber, Peter	AUT	CY	Nascimento, Adilson	BRA	BB	
Mitake, Kazuya	JPN	VB	Morales-Masella, Blanca J	GUA	SW	Muehlberg, Sylvia	AUS	SH	Nascimento, Ruy Campos	BRA	VB	
Mitchell, Beryl	GBR	RO	Morales, Alonso	COL	SH	Mueller, Anton	SUI	SH	Nash, Christopher	BER	YA	
Mitchell, Betsy	USA	SW	Morales, Luis	PUR	AT	Mueller, Hans	SUI	MP	Nasrallah, Elia	LIB	SH	
Mitchell, Caroline	CAN	FE	Morales, Pedro Pablo	USA	SW	Mueller, Joerg	SUI	CY	Nasser, Ahmed	EGY	MP	
Mitchell, Dale	CAN	FB	Morava, Gregory E.	USA	HB	Mueller, Suzanne	SUI	GY	Nasser, H. N.	IRQ	FB	
Mitchell, Dewey	USA	JU	Morceli, Abderrahmane	ALG	AT	Mugosa, Lijijana	YUG	HB	Nasution, Sori.Enda	INA	WE	
Mitchell, Michele	USA	SW	Mordt, Per Edmund	NOR	FB	Mugosa, Svetlana	YUG	HB	Nater, Marc-Sven	SUI	RO	
Mitchell, Rick	AUS	AT	Moreau, John	USA	FE	Mukai, Takahiro	JPN	WR	Nathhorst, Louise	SWE	EQ	
Mitsuhashi, Eizaburo	JPN	VB	Moreira, Delfim	POR	AT	Mukamurenzi, Mariciane	RWA	AT	Nava, Margarita	MEX	EQ	
Mitsuya, Yuko	JPN	VB	Morejon, Osvaldo	BOL	AT	Mukuta, Tshoza	ZAI	BO	Navarrete, Daniel A.	ARG	WR	
Mitton, Grant	AUS	HO	Moreno-Moreno, Hector	COL	AT	Mulata	CHN	SW	Navarro, Virginia	ESP	GY	
Miura, Kunihiro	JPN	BO	Moreno-Moreno, Josequerub	COL	AT	Mulenga, Mutale	ZAM	AT	Nayet, Eric	FRA	EQ	
Miyahara, Atsuji	JPN	WR	Moreno, Juan C.	COL	CY	Mulkey, Kim	USA	BB	Nayeja, George	MAW	CY	
Miyahara, Mieko	JPN	FE	Moreno, Justo	PER	SH	Muller, Craig	AUS	RO	Naylor, Mark	GBR	AT	
Miyahara, Toshiyuki	JPN	SW	Moret, Charlene	USA	HO	Muller, Michael	FRG	RO	Nazario, Naydi	PUR	AT	
Miyajima, Keiko	JPN	VB	Morf, Felix	SUI	SW	Mullin, Chris	USA	BB	Ncala, Trevor	SWZ	SW	
Miyamoto, Kazutomoto	JPN	BS	Morgan, David	GBR	WE	Mullins, Gerry	IRL	EQ	Ncube, Zephaniah	ZIM	AT	
Miyashita, Hidemi	JPN	WE	Morgan, Robert	GBR	SW	Mulumba, Daniel	UGA	SW	Ndemba, Jules-Albert	CMR	JU	
Miyoshi, Satoru	JPN	RO	Mori, Minor	JPN	AT	Mumford, Michael	GBR	MP	Nding, Henri	CGO	AT	
Mizoguchi, Kazuhiro	JPN	AT	Morillo, Brigitte	ECU	EQ	Munoz, Arnoldo	NCA	BS	Ndiwa, Juma	KEN	AT	
Mizrahi, Aviram	ISR	CA	Morillo, Eduardo	MEX	SW	Munoz, Cuahtemoc	MEX	CY	Ndongo Ebanga, Martin	CMR	BO	
Mjirih, Mahjoub	MAR	BO	Morillo, Jose	ESP	SW	Munoz, Dionisio	ESP	WE	Ndow, Amie	GAM	AT	
Mkaola, Neva	TAN	BO	Morio, Maiko	JPN	GY	Munoz, Juan F.	ESP	HB	Neblett, Edward	BAR	BO	
Mladenovic, Dragan	YUG	HE	Morise, Shinji	JPN	GY	Munoz, Roberto	CHI	CY	Nedeff, Nicolae	ROM	HB	
Miilo, Ambrose	ZIM	BO	Morita, Kimie	JPN	VB	Munteanu, Nicolae	ROM	HB	Neeleman, Mark	HOL	YA	
Mo, Myung-Hee	KOR	AT	Morita, Noboru	JPN	BS	Munyan, Pius	KEN	AT	Neelissen, Catharina	HOL	RO	
Moberg, Lars-Erik	SWE	CA	Morita, Yoshihiko	JPN	BS	Munyoro, Meshak	KEN	AT	Neequaye, Amon	GHA	BO	
Mochi, Clara	ITA	FE	Moriyama, Yasutoshi	JPN	WR	Muraki, Yosuke	JPN	WE	Negri, Marco	ITA	VB	
Mochizuki, Noriko	JPN	GY	Morken, Gerald	FRG	SW	Muraya, Josephat	KEN	AT	Negrison, Stefan	ROM	WR	
Modaine, Laurence	FRA	FE	Morland, Morten	NOR	CA	Murdoch, Lesley	NZL	HO	Nehn, Rolf	BRA	YA	
Moderc, Stojan	YUG	EQ	Morley, David	BAH	SW	Murdock, Lorenzo	JAM	CY	Neilsen, Keld	DEN	HB	
Modest, Jan Reiner	DEN	RO	Morley, Susan	GBR	AT	Murofushi, Shigenobu	JPN	AT	Neilson, Terry	CAN	YA	
Moe, Bente	NOR	AT	Mormando, Steve	USA	FE	Muros, Elma	PHI	AT	Neira, Jorge	ESP	SW	
Moegenburg, Dietmar	FRG	AT	Moro, Paola	ITA	AT	Murugasen, Shurentheran	MAL	HO	Neitzel, Rudiger	FRG	HB	
Moeller, Jacob Bojsen	DEN	YA	Morri, Bruno	SMR	SH	Musango, Archfel	ZAM	AT	Nela, Sebastian0	ITA	FB	
Moeller, Joergen B.	DEN	YA	Morris, Alwyn	CAN	CA	Musone, Angelo	ITA	BO	Nelson, Doug	USA	JU	
Moen, Lars Ove	NOR	AT	Morris, Andrew	GBR	GY	Muspratt, Julian	AUS	SW	Nelson, Karen	CAN	AT	
Moenkemeyer, Uwe	FRG	AT	Morris, Desmond	JAM	AT	Mustata, Marin	ROM	FE	Nelson, Tom	CAN	BS	
Moffa, Marina	AUS	BB	Morris, Devon	JAM	AT	Muster, Thomas	AUT	TE	Nemoto, Seiji	JPN	WR	
Moffet, John	USA	SW	Morris, James	IVB	YA	Musyoki, Mike	KEN	AT	Nenepath, Christian	INA	AT	
Mohamed Seghir, Zine Eddi	ALG	HB	Morrisette, John	ISV	AT	Mutapic, Emir	YUG	BB	Nerlinger, Manfred	FRG	WE	
Mohamed, Abdella	LBA	EQ	Morrow, Alan	CAN	RO	Mutinda, Julius	KEN	HO	Nesty, Anthony	SUR	SW	
Mohamed, Ashraf	EGY	WE	Morseu, Daniel	AUS	BB	Mwaba, David	TAN	BO	Neto, Angelo Rosso	BRA	RO	
Mohamed, Atef	EGY	JU	Mortensen, Franz	DEN	SW	Mwaba, Moses	ZAM	BO	Neto, Francisco	POR	SH	
Mohamed, Ehab	EGY	VB	Morvillers, Pascal	FRA	EQ	Mwamba, Christopher	ZAM	BO	Netzle, Stefan	SUI	RO	
Mohamed, Maged	EGY	WE	Mosaibeth, Fahedms	SAU	FB	Mwamba, Patrick	ZAM	BO	Neu, Heike	FRG	RO	
Mohamed, Mohamed	EGY	WE	Mosbah, Mosad	EGY	WE	Mwanci, Daniel	KEN	BO	Neubauer, Martina	AUT	HB	
Mohamed, Walid	EGY	JU	Moser, Christina	FRG	HO	Mwangi, Sammy	KEN	BO	Neuffeld, Kevin	CAN	RO	
Mohammed, H. S.	IRQ	FB	Moses, Charles	GHA	AT	Mwanjala, Hwanga	TAN	AT	Neunteufel, Gudrun	AUT	HB	
Mohammed, Majedaa	SAU	FB	Moses, Edwin	USA	AT	Mwausegha, Agripa	MAW	AT	Neureuther, Gunter	FRG	JU	
Mohammed, Mohammed T	IRQ	WE	Mosquera, Luis	CHI	FB	Mwila, Keith	ZAM	BO	Neuville, Laurent	FRA	SW	
Mohammed, Mohammed Y	IRQ	WE	Mossa, Tania	NZL	GY	Mykkanen, John	USA	SW	Neves, Joao	POR	JU	
Mohammed, Shussain	IRQ	FB	Mossa, Vera Helena	BRA	VB	Myllyla, Seppo	FIN	JU	New, Maureen	CAN	SW	
Mohd, Shahid	IND	HO	Mosse, Anthony	NZL	SW	Myricks, Larry	USA	AT	Newhouse, Paul	TRI	SW	
Mohd, Sulaiman	QAT	SH	Mota, Miguel	DOM	BS	Mysen, Klaus	NOR	WR	Newhouse, Ian	CAN	AT	
Mohmed, Ammar	LBA	EQ	Mota, Riquel	POR	AT	Myrtilainen, Kari	FIN	CY	Newkirk, Scott	ISV	SW	
Moinuddin, G.	PAK	HO	Motoyoshi, Miwako	JPN	SW	Mzatsi, Dieudonne	GAB	BO	Newlands, Peter	GBR	YA	
Mokbel, Dahlia	EGY	SW							Newton, Gary	USA	HO	
Mokrani, Rachid	ALG	HB										
Molina, Jaime	PER	WE										
Molina, Jorge	COL	SH										
Molina, Juan	PUR	BO										
Molina, Roberto	ESP	YA										
Molinari, Manlio	SMR	AT										
Molle, Bob	CAN	WR										
Mollenkamp, Thomas	FRG	RO										
Moller, Lorraine	NZL	AT										

Listing of the competitors / Liste des concurrents

Name Nom	Country Pays	Sport	Name Nom	Country Pays	Sport	Name Nom	Country Pays	Sport	Name Nom	Country Pays	Sport
Rasmussen, Dorthe S	DEN	AT	Richardson, Michele	USA	SW	Ronningen, Jon	NOR	WR	Sadik, Sullemana	GHA	BO
Rasmussen, Einar	NOR	CA	Richburg, Diana	USA	AT	Ronningen, Lars	NOR	WR	Sadleir, Catherine	NZL	SW
Rasmussen, Erik Veje	DEN	HB	Richmond, Aubrey	GUY	CY	Rono, Kiprotich	KEN	AT	Sadleir, Lynette	NZL	SW
Rasmussen, Ingeborg	NOR	CA	Rickon, Kelly	USA	RO	Ronquillo, Maria	MEX	AT	Saeger, Richard	USA	SW
Rasmussen, Ole Riber	DEN	SH	Rico, Lorenzo	ESP	HB	Roppanen, Mauri	FIN	SH	Saether, Monen	NOR	CY
Rasmussen, Per H.S.	DEN	RO	Riego, Guillermodel	ESP	CA	Ropret, Bojan	YUG	CY	Saetherdal, Rolf	NOR	RO
Rasmussen, Svein	NOR	YA	Riehm, Karl-Hans	FRG	AT	Rosa, Rui	POR	JU	Saez, Julio	ESP	WE
Ratnik, Diane	CAN	VB	Riek, Renate	FRG	VB	Rosati, Augusto	ITA	CY	Safri, Mohamed	MAR	FB
Ratray, Cathy	JAM	AT	Rienks, Nicolaas	HOL	RO	Rosati, Sandro	ITA	JU	Sagan, Selahattin	TUR	WR
Raudaschl, Hubert	AUT	YA	Riesenkonig, Elke	FRG	RO	Roscoe, Carolyn	GBR	SW	Sageman, Randy	CAN	SW
Raudez, Diego	NCA	BS	Rinaldi, Domenico	ITA	SW	Rose, Anthony	JAM	BO	Sahner, Christoph	FRG	AT
Rauhala, Jukka	FIN	WR	Rinaldi, Gilmar	BRA	FB	Rose, Beverley	GBR	SW	Said, Ahmed	EGY	SW
Rauhala, Pekka	FIN	WR	Rinke, Chris	USA	WR	Rose, Denis	SEY	AT	Said, Azzedine	ALG	BO
Rauin, Dirk	FRG	HB	Rione, Teresa	ESP	AT	Rose, Dietrich	USA	RO	Saile, Bruno	SUI	RO
Raunehaug, Arnstein	NOR	CY	Rios, Carmelo	PUR	AT	Rose, Nick	GBR	AT	Sailer, Gisela	FRG	SH
Rawat, Suman	IND	AT	Rios, Jesus	MEX	CY	Rosei, Giuseppe	ITA	BO	Saini, Parminder	KEN	HO
Ray, Nonie	GBR	RO	Rios, Salvador	MEX	CY	Rosen, Jonas	SWE	FE	Saito, Hiseharu	JPN	SW
Razzino, Ernesto	ITA	WR	Riquelne, Juan	CHI	RO	Ross Glien, Jill	CAN	AT	Saito, Hitoshi	JPN	JU
Read, Katherine	GBR	SW	Rise, Ola By	NOR	FB	Ross, David	CAN	RO	Saito, Ikuzo	JPN	WR
Rebaudengo, Piero	ITA	VB	Ritchie, Meg	GBR	AT	Ross, Edith	SUI	SW	Saito, Miki	JPN	SW
Rebello, Joao	POR	SH	Ritter, Helen	LIE	AT	Ross, Inigo	ANT	YA	Saito, Yoshiimi	JPN	SW
Rechart, Esko	FIN	YA	Ritter, Louise	USA	AT	Rossi, Carlos	CHI	YA	Saka, Taihei	JPN	SW
Reck, Thomas	FRG	HO	Riva, Antonello	ITA	BB	Rossi, Erica	ITA	AT	Sakamoto, Hiroshi	JPN	SW
Reddon, Allan	CAN	GY	Rivera, Edgardo	PUR	AT	Rossing, Anita	SWE	SW	Sakamoto, Takao	JPN	AT
Redetzky, Heike	FRG	AT	Rivera, Ismael	PUR	AR	Roszkopf, Erik	ISV	SW	Sakamoto, Tsutomu	JPN	CY
Redgrave, Steven	GBR	RO	Rivera, Ramon	PUR	CY	Rost, John	USA	SH	Sakho, Mamadou	SEN	WR
Redon, Juan	MEX	EQ	Rivera, Teresa	MEX	SW	Rostagno, Derrick	USA	TE	Sakul, Buala	THA	BO
Redzepovski, Redzep	YUG	BO	Rivers, Enrique	CRC	FB	Roth, Hella	FRG	HO	Sekurai, Junko	JPN	SW
Reedy, Paul	AUS	RO	Rivers, Petra	AUS	AT	Roth, Michael	FRG	HB	Sala, Carlos	ESP	AT
Reeves, Sean	NZL	YA	Rizvi, Meesaq	PAK	AT	Roth, Ulrich	FRG	HB	Salandra Bove, Aldo	ESA	AT
Refai, Khemais	TUN	BO	Rnic, Momir	YUG	HB	Rouco, Jorge	MEX	MP	Salas Espinoza, Ricardo	PAN	WE
Refat, Belal	EGY	FE	Ro, Gap-Taik	KOR	TE	Rougeron, Brigitte	FRA	AT	Salas, Romelio	COL	WR
Reggi, Raffaella	ITA	TE	Robbiani, Heidi	SUI	EQ	Rourke, Mark	CAN	SW	Salazar, Albeno	USA	AT
Regonesi, Monica	CHI	AT	Robert, Pascal	FRA	CY	Rousseau, Vincent	BEL	AT	Salazar, Carlos G	ARG	BO
Rehbein, Michael	FRG	MP	Robert, Pedro	ESP	SW	Rowe, Ruth	USA	AR	Salazar, Elvira	COL	SH
Rehders, Kerstin	FRG	RO	Roberti, Firmo E.	ARG	SW	Rowell, Sarah	GBR	AT	Saleh, Mensser	QAT	AT
Reichert, Klaus	FRG	FE	Robeni, Sarina	BEL	GY	Roy, Kevin	CAN	WE	Salem, Abdelmonem	EGY	FE
Reid, Brigitte	CAN	AT	Roberts, Bruce	CAN	AT	Roy, Lisa	CAN	RO	Salem, Sherif	EGY	SH
Reid, Donovan	GBR	AT	Roberts, Clive	GBR	RO	Roycroft, Vicki	AUS	EQ	Salem, Wahed	QAT	AT
Reid, Gary	NZL	RO	Robertson, Alvin	USA	BB	Roycroft, Wayne	AUS	EQ	Salesse, Michel	FRA	FE
Reid, Leroy	JAM	AT	Robertson, Conrad	NZL	RO	Rozanski, Robert	NOR	CA	Salguero Goodall, Salvado	ESA	SW
Reijers, Desi	HOL	SW	Robertson, Ester	ITA	AR	Rozier, Philippe	FRA	EQ	Salinas, Luis	NCA	WE
Reilly, Phillip	USA	FE	Robertson, Kevin	USA	SW	Ruamsap, Bamroong	THA	YA	Sall, Djibril	SEN	JU
Reimer, Kevin	CAN	BS	Robertson, Lisa	CAN	RO	Ruberry, Victor	BER	SW	Salman, Ismail	IRQ	BO
Rein, Andrew	USA	WR	Robic-Brunet, Genevieve	CAN	CY	Ruberry, Victor	BER	SW	Salman, R. H.	IRQ	FB
Reino, Javier	ESP	HB	Robinson, Bob	CAN	WR	Rubiano, Julio A.	COL	CY	Salmos, Steve	USA	VB
Reinsfield, Kenneth	NZL	WR	Robinson, Eileen	GBR	AR	Rubin, Martin	SUI	HB	Salomaki, Jouko	FIN	WR
Reis, Hans	SUI	CY	Robinson, Geoffrey	GBR	SH	Rubinstein, Hadar	ISR	SW	Salonen, Juha	FIN	JU
Reiter, Josef	AUT	JU	Robleh, Djama	DJI	AT	Rubio, Albeno	ESP	JU	Salonen, Reima	FIN	AT
Reitz, Colin	GBR	AT	Robles, Octavic	MEX	BO	Rubio, Manuel	ESP	AR	Salzmann, Ralf	FRG	AT
Rejas, Juan	PER	WE	Rota, Carlos	ESP	HO	Rudasingwa, Jmv	RWA	AT	Samai, Bhagirath	IND	SH
Relie, Jim	CAN	RO	Roch, Siegfried	FRG	HB	Ruddins, Kimberly	USA	VB	Samarzija, Josip	YUG	HB
Reljin, Milena	YUG	GY	Rocha, Jose Luis	MEX	SW	Ruefenacht, Michele	SUI	AT	Samayoa-Dliva, Emilio	GUA	AT
Ren, Qin	CHN	WR	Rochat, Frederic	SUI	YA	Ruegger, Sylvie	CAN	AT	Sampurno, Lely	INA	SH
Renau, Wernell	BIZ	CY	Rodan, Joseph	FIJ	AT	Ruengpanyawoodhi, Opas	THA	SH	Samsame, Lahcen	MAR	AT
Renaud, Eric	FRA	CA	Rodger, David	NZL	RO	Ruguga, Vincent	UGA	AT	Samuel, Gene	TRI	CY
Renaud, Philippe	FRA	CA	Rodger, Dianne	NZL	AT	Ruhmer, Birgitta	FRG	VB	San Epifanio, Juan Antoni	ESP	BB
Renciu, Camelia	ROM	GY	Rodrigues, Abelvio	BRA	AT	Ruiz Bruno, Wilfredo	URU	BB	Sanabria Jr., Alvaro	CRC	JU
Rendon, Juan	COL	WE	Rodrigues, Tito	SUR	AT	Ruiz, Alberto	ESP	AT	Sanabria, Rony	CRC	JU
Reneau, Paul	BIZ	AT	Rodriguez Oniz, Tomas	PAN	WE	Ruiz, Joaquin	ESP	JU	Sanchez, Antonio	ESP	AT
Reniers, Martinus	HOL	AR	Rodriguez, Alfonso	ESP	GY	Ruiz, Julian	ESP	HB	Sanchez, Antonio	DOM	BS
Renner, Peter	NZL	AT	Rodriguez, Fernando	PER	SW	Ruiz, Tracie	USA	SW	Sanchez, Cesar	MEX	SW
Repaire, Jean-Marie	MON	SH	Rodriguez, Francisco	ESP	JU	Rukimin, Suradi	INA	AR	Sanchez, Emilio	ESP	TE
Restrepo, Pablo	COL	SW	Rodriguez, Jose	PUR	BO	Rull Jr., Peter A.	HKG	SH	Sanchez, Ildemaro	VEN	FE
Retton, Mary Lou	USA	GY	Roeppstorff, Jens Erik	DEN	HB	Rulon, George	USA	BS	Sanchez, Juan Manuel	ESP	CA
Reuter, Sabine	FRG	RD	Roes, Francois	BEL	CY	Rumbel, Terry	AUS	SH	Sanchez, Julio	NCA	BS
Revelli, Paolo	ITA	SW	Roes, Peter	BEL	CY	Rundgren, Malin	SWE	SW	Sanchez, Mario	MEX	SH
Reyes, Bernardo	DOM	BS	Roese, Heloisa	BRA	VB	Rush, Gretchen	USA	TE	Sanchis, Jose Salvador	ESP	CY
Reyes, Carlos	PUR	BO	Roeste Fossen, Tor	NOR	FB	Russel, Angela	AUS	SW	Sancho, Andres	CRC	JU
Reynolds, Keith	GBR	CY	Roethlisberger, Marie	USA	GY	Russell, Micheal	BAH	YA	Sancho, Ricardo	ESP	SH
Rezende, Bernardo	BRA	VB	Rogers, Anthony	NZL	AT	Russell, Ronald	ISV	AT	Sanders-Keyzer, Annemarie	HOL	EQ
Rhail, Ahmed	MAR	CY	Rogers, Thurlow	USA	CY	Rust, Albert	FRA	FB	Sanders, Peter	GBR	CY
Rhodenbaugh, Kimberly	USA	SW	Rohde, Lisa	USA	RO	Rusticucci, Ricardo A.	ARG	SH	Sanderson, Tesss	GBR	AT
Riard, Roger	FRA	SH	Rohde, Peter	DEN	SW	Rusu, Stefan	ROM	WR	Sandhu, Harisimransingh	IND	SH
Ribaud, Roberto	ITA	AT	Rohla, Jean-Claude	LUX	AR	Rutledge, Ross	CAN	HO	Sandhu, Neki	CAN	HO
Ribbeck, Erich	FRG	FB	Rohle, Peter	FRG	SW	Rutten, Jo	HOL	EQ	Sandli, Pal	NOR	RO
Ribeiro, Amauri	BRA	VB	Rohleder, James	FRG	JU	Rutten, Lambenus	HOL	EQ	Sandow, Christian	FRG	MP
Ribeiro, Angela	BRA	SW	Rohr, Jean-Phillippe	FRA	FB	Rwamuhanda, Peter	UGA	AT	Sands, Lyndon	BAH	AT
Ribeiro, Antonio	BRA	VB	Rohrwick, Volker	FRG	GY	Ryan, Margaret	AUS	HO	Sandy, Felix	SLE	AT
Ribera, Leandro	ESP	SW	Roitman, Albeno Daniel	ARG	VB	Ryffel, Markus	SUI	AT	Sang-Ano, Sanpol	THA	BO
Ribot, Veronica G.	ARG	SW	Rojas, Alejandro	CHI	RO	Saaristo, Kimmo	FIN	AT	Sang-Ho, Teraporn	THA	BO
Riboud, Philippe	FRA	FE	Rojas, Marcelo	CHI	RO	Sabato, Antonio	ITA	FB	Sanguinetti, Carlos A.	ARG	YA
Richa, Ana Maria	BRA	VB	Rojas, Marco	CRC	FB	Sabia, Donato	ITA	AT	Sanna, George	AUS	EQ
Richard, Antoine	FRA	AT	Roje, Zoran	YUG	SW	Sabria, Joaquin	ESP	RO	Sano, Mohamed Lamine	GUI	JU
Richards, Edwin	NZL	CA	Rolle, Greg	BAH	AT	Sabrosowski, Peter	FRG	RO	Sano, Sergio	BRA	JU
Richards, Jeremy	GBR	YA	Roller, Steven	USA	AT	Sabria, Joaquin	ESP	RO	Sans, Jorge	ESP	SW
Richards, Jonathan	GBR	YA	Roman, Juan	ESP	HB	Sacchetti, Romeo	ITA	BB	Santa Maria, Colin Hugh	MAL	HO
Richardson, Andrew	AUS	JU	Roman, Juan Jose	ESP	CA	Sachero, Virginia	ARG	SW	Santana, Abad	DOM	BS
Richardson, Jillian	CAN	AT	Romanacci, Vittoriano	ITA	WR	Sachs, Uwe	FAG	WR	Santana, Carlos	CRC	FB
Richardson, Leon	ANT	CY	Romano, Marco	ITA	RO	Sadegur, Wanda	CAN	AR	Santanan, Pekka	FIN	MP
			Romano, Michele	ITA	BS	Sadid, Munir	PAK	YA	Santerre, Louis	CAN	WR
			Romano, Valerio	ITA	YA				Santis, Fernando	CHI	FB
			Romay, Fernando	ESP	BB				Santokini, Luciano	SMR	SH
			Romdhani, Habib	TUN	AT				Santoro, Gerard	FRA	WR
			Romero-Arribas, Francisco	GUA	SH				Santos, Joao	POR	SW
			Romero, Armando	MEX	EQ				Santos, Luiz	BRA	RO
			Romero, Enrique	ESP	SW				Santos, Nelson Rocha	BRA	AT
			Romero, Hugo	ECU	SH				Santos, PaulO	BRA	FB
			Romo, Carlos	MEX	SW				Santos, Rogerio	BRA	JU
			Ronald, William	AUS	FE				Santos, Rui	POR	AR

Name Nom	Country Pays	Sport	Name Nom	Country Pays	Sport	Name Nom	Country Pays	Sport	Name Nom	Country Pays	Sport
Santos, Solon	BRA	SW	Schrempf, Detlef	FRG	BB	Shadden, John	USA	YA	Simonetti, Americo	CHI	EQ
Santos, Wilson David	BRA	AT	Schroder, Jurgen	FRG	SW	Shahanga, Gidemis	TAN	AT	Simons, Greg	BER	AT
Santra, Kamalakanta	IND	WE	Schroder, Uwe	FRG	SH	Shakespeare, Peter	AUS	RO	Simonsen, Bengt	SWE	AT
Sanz, Ignacio	ESP	JU	Schroeder, Richard	USA	SW	Shalabi, Ali	LBA	WE	Simpson-Lacey, Miguel	CRC	FB
Saracevic, Zlatko	YUG	AT	Schroeder, Terry	USA	SW	Shanko, Rich	USA	WE	Simpson, Judy	GBR	AT
Sarbach, Ueli	SUI	SH	Schropp, Myrian	FRG	TE	Shannon, Robert	USA	BO	Singer, Karin	SUI	SW
Sardar, Hasan	PAK	HO	Schubert, M. E.	USA	SW	Shapiro, Douglas	USA	CY	Singh, Ajmer	IND	AT
Sarnelli, Vincent	FRA	BO	Schueler, Carl	USA	AT	Shareef, Hussein	KUW	JU	Singh, Balwinder	IND	AT
Sarr, Ambroise	SEN	WR	Schulte-Mattler, Heike	FRG	AT	Sharma, Vineet Kumar	IND	HO	Singh, Gunej	IND	AT
Sarsar, Mohamed	TUN	VB	Schulten-Baumer, Uwe	FRG	EQ	Sharp, Muriel	GBR	CY	Singh, Hardeep	IND	HO
Sarudate, Mitsugi	JPN	CY	Schultz, David	USA	WR	Sharpe, Tony	CAN	AT	Singh, Kaur	IND	BO
Sasak, Renata	YUG	TE	Schultz, Mark	USA	WR	Shata, Ahmed	EGY	AT	Singh, Mahavir	IND	WR
Sasaki, Nanae	JPN	AT	Schulze, Christina	CAN	SH	Shaw, Colin	CAN	CA	Singh, Mansher	IND	SH
Sasaki, Nobuo	JPN	HB	Schumacher, Brian	GBR	BO	Shaw, Timothy	USA	SW	Singh, Marlon	ISV	YA
Sasaki, Yasushige	JPN	WE	Schumacher, Sandra	FRG	CY	Shayaa, Nasir	SAU	CY	Singh, Nila Komol	IND	HO
Sato, Hitoshi	JPN	CY	Schumann-Lottman, Christa	GUA	AT	Sheard, Gary	AUS	YA	Singh, Rajender	IND	WR
Sato, Megumi	JPN	AT	Schune, Theobald	LIE	SH	Shehab, A. H.	IRQ	FB	Singh, Rajinder	IND	HO
Sato, Saburo	JPN	YA	Schuner, Thomas	SUI	RO	Shelley, C. Lee	USA	FE	Singh, Randhir	IND	SH
Sato, Tsutomu	JPN	YA	Schuster, Susanne	FRG	SW	Shelton, Karen	USA	HO	Singh, Ravinder Pal	IND	HO
Sauca, Lucia	ROM	RD	Schuttpelz, Barbara	FRG	CA	Shemais, Kamaeldin	EGY	SH	Siniggaglia, Maria Alicia	ARG	FE
Sauee, Uwe	FRG	BB	Schwalb, Martin	FRG	HB	Shemilt, David	CAN	SW	Sinistri, Sergio Hugo	ARG	YA
Sauer, Uwe	FRG	EQ	Schwarm, Heike	FRG	GY	Shemtov, Sabag	ISR	AT	Sinkot, Isaac Gilbert	CMR	FB
Saunders, Bryan	CAN	AT	Schweighofer, Vinzenz	AUT	SH	Shen, Jianqiang	CHN	SW	Sinnschuber, Gudrun	AUT	SH
Saunders, Dave	USA	VB	Schweitzer, Mary	USA	SH	Shen, Keqin	CHN	VB	Sinon, Philip	SEY	AT
Saunders, Nick	BER	AT	Schwenker, Uwe	FRG	HB	Shen, Yongjin	CHN	CA	Sinson, Chemene	BAR	SW
Sauvigny, Andrea	FRG	VB	Sciocchetti, Marina	ITA	EQ	Sheriff, Andrew	GBR	CA	Sipila, Tapio	FIN	WR
Savadogo, Moussa	MLI	AT	Scolari, Bruno	ITA	EQ	Sherwani, Salleem	PAK	HO	Sirevaag, Trond	NOR	FB
Savage, William	USA	FB	Scott, Debbie	CAN	AT	Sherwell, Russell	AUS	SW	Sirirangsri, Chanom	THA	AT
Savigny, Marie Noelle	FRA	AT	Scott, Dorothy	JAM	AT	Shi, Meiping	CHN	RO	Siryakibbe, John	UGA	BO
Savilahti, Mika	FIN	CA	Scott, Roland	ISV	SH	Shiga, Yoshihiro	JPN	HB	Sisniga, Ivar	MEX	MP
Savin, Xavier	FRA	SW	Scott, Steve	USA	AT	Shillington, Wayne	AUS	SW	Sitarenios, Markellos	GRE	SW
Savinieri, Tero	FIN	AT	Scribani Rossi, Luca	ITA	SH	Shim, Jae-Young	KOR	GY	Situ, Kumbanza	ZAI	AT
Savino, Metello	ITA	SW	Scuri, Angelo	ITA	FE	Shim, Jung-Man	KOR	HB	Sjoeborg, Patrik	SWE	AT
Sawall, Willi	AUS	AT	Scutt, Michelle	GBR	AT	Shimada, Munehiko	JPN	BS	Sjogren, Ove	SWE	SH
Sawula, Lorne	CAN	VB	Seack, Matthias	FRG	CA	Shimamura, Ichiro	JPN	AR	Sjogren, Sten	SWE	HB
Sawyer, David Peter	SLE	AT	Seack, Oliver	FRG	CA	Shimokawa, Tadashi	JPN	FE	Sjostrand, Stefan	SWE	BO
Saxton, Don	CAN	VB	Sealey, Carol Jane	CAN	VB	Shimomura, Eiji	JPN	VB	Skaarup, Per	DEN	HB
Sayegh, Percy	LIB	SW	Seek, Charles Louis	SEN	AT	Shin, Dea-Cheul	KOR	CY	Skamrahl, Erwin	FRG	AT
Scalzo, Giovanni	ITA	FE	Seek, Saliou	SEN	AT	Shin, Joon-Sup	KOR	BO	Skanaker, Ragnar	SWE	SH
Scammell, Pat	AUS	AT	Segawa, Seiki	JPN	BO	Shinoara, Luiz	BRA	JU	Skaro, Damir	YUG	BO
Scanavino, Carlos	URU	SW	Seghezzi, Luisa	ITA	CY	Shintaku, Masanari	JPN	AT	Skerritt, Anton	TRI	AT
Scarlett, Gordon	JAM	SW	Segning, Pascal	CMR	WR	Shmueli, Zehava	ISR	AT	Skibby, Jesper	DEN	CY
Scarpa, Daniele	ITA	CA	Segovia, Alfonso	ESP	EQ	Shoak, Abock	SUD	BO	Skoglund, Ann Louise	SWE	AT
Schabinger, Michaela	FRG	AT	Segui, Juan	ESP	SH	Shoda, Koza	JPN	BS	Skoglund, Kenneth	NOR	SH
Schaer, Max	SUI	HB	Sehmi, Sarabjit	KEN	HO	Shouman, Amin	EGY	BB	Skolnik, Judith	FRG	CA
Schafer, Genrud	FRG	AT	Sehrawat, Gian Singh	IND	WR	Shrestha, Man Bahadur	NEP	BO	Skramstad, Trond	NOR	AT
Scharmann, Claudia	FRG	GY	Seibold, Siegfried	FRG	WR	Shtigman, Eyal	ISR	SW	Skuil, Borre	NOR	YA
Schatzschneider, Dieter	FRG	FB	Seibold, Werner	FRG	SH	Shurrock, Ann	NZL	AR	Skyteseter, Jan Roger	NOR	AR
Scheiben, Lisa	NOR	RO	Seick, Karin	FRG	SW	Sialaoa, Sione	SAM	WE	Slack, Alan	GBR	AT
Scheller, Gerhard	FRG	CY	Seidl, Erich	AUT	WE	Siani, Thomas	CMR	CY	Slade, Mark	GBR	FE
Scheller, Gerlind	FRG	SW	Seiler, Natalie	SUI	GY	Sieben, Jon	AUS	SW	Slaney, Richard	GBR	AT
Scherer, Markus	FRG	WR	Seipelt, Frank	FRG	WE	Sierra, Adrian	HON	JU	Slawyk, Maekku	FRG	HO
Scheuer-Larsen, Tine	DEN	TE	Seisenbacher, Peter	AUT	JU	Sigde, Ronny	NOR	WR	Sletsjoe, Arne B.	NOR	CA
Schifrin, Peter	USA	FE	Sejdi, Saban	YUG	WR	Signes, Jorge	ESP	SW	Sligo, Graham	NZL	HO
Schilder, Simone	HOL	TE	Seker, Fevzi	TUR	WR	Sigurdsson, Arni	ISL	SW	Silmani, Abdelhamid	MAR	JU
Schjott, Ivar August	NOR	FE	Seki, Kenzo	JPN	HB	Sigurdsson, Jakob	ISL	HB	Sloothaak, Franke	FRG	EQ
Schlagbauer, Walter	AUT	YA	Sekido, Naomi	JPN	SW	Sigurdsson, Oddur	ISL	AT	Slowing-Aceituno, Karen	GUA	SW
Schlieder, Eloi	BRA	AT	Seko, Toshihiko	JPN	AT	Sihvonen, Jukka	FIN	AT	Sly, Wendy	GBR	AT
Schley, Gabriele	FRG	HO	Sela, Yoel	ISR	YA	Silas, Isidore	CMR	JU	Slythe, Christine	CAN	AT
Schlicht, Svenja	FRG	SW	Seland, Leif Arve	NOR	FB	Silva Berrutti, Rosa Mari	URU	SW	Smaijc, Admir	YUG	FB
Schliedwein, Dieter	FRG	FB	Sele, Raimund	LIE	SH	Silva-Monterroso, Carlos-	GUA	SH	Smeets, Joseph	BEL	CY
Schlingemann, Edsard	HOL	SW	Seletopoulos, Dimitrios	GRE	SW	Silva, Alejandro	CHI	AT	Smellie, Donna	CAN	AT
Schmelz, Andreas	FRG	RO	Self, Roger	GBR	HO	Silva, Arnaldo	BRA	AT	Smith, Alan	AUS	SH
Schmid, Harald	FRG	AT	Selinger, Arie	USA	VB	Silva, Davi Conez	BRA	FB	Smith, Bev	CAN	BB
Schmid, Susanne	FRG	HO	Sella, Gabriele	ITA	CY	Silva, Enio	BRA	VB	Smith, Calvin	USA	AT
Schmidt-Oppet, Ekkhard	FRG	HO	Sellers, Rex	NZL	YA	Silva, Evaldo Rosa	BRA	AT	Smith, Don	TRI	BO
Schmidt, Andreas	FRG	SW	Selvaggio, Antonio	ITA	AT	Silva, Fernanda	BRA	VB	Smith, Eric	CAN	CA
Schmidt, Detler	FRG	CA	Selvaggio, Piero	ITA	AT	Silva, Helio	BRA	SW	Smith, Geoff	GBR	AT
Schmidt, Oscar	BRA	BB	Semeraro, Paolo	ITA	YA	Silva, Jaqueline	BRA	VB	Smith, Gina	CAN	EQ
Schmidt, Regina	FRG	CA	Seminario, Gladys	PER	SH	Silva, Joao Batista	BRA	AT	Smith, Halvor Ramel	NOR	YA
Schmidtke, Fredy	FRG	CY	Senac, Didier	FRA	FB	Silva, Jose Joao	BRA	AT	Smith, Helen	AUS	FE
Schmitt, Silvia	FRG	HB	Senderos, Fernando	MEX	EQ	Silva, Monica	BRA	VB	Smith, Henry	SAM	AT
Schmitt, Uwe	FRG	AT	Sene, Mamadou	SEN	AT	Silva, Robson	BRA	AT	Smith, Jillian	NZL	HO
Schmutz, Hansueli	SUI	EQ	Senecal, Jean-Francois	CAN	SH	Silva, Ronaldo	BRA	FB	Smith, Jonathan	USA	RO
Schnabel, Arthur	FRG	JU	Senegal, Jean Michel	FRA	BB	Silva, Sunil Munic	SRI	WE	Smith, Joyce	GBR	AT
Schneeberger, Thomas R.	USA	HB	Seriff, Ronaldo	BRA	YA	Silva, William	BRA	VB	Smith, Karin	USA	AT
Schneider, Angie	CAN	RO	Senghor, Constance	SEN	AT	Silvestri, Russell	USA	YA	Smith, Karl	JAM	AT
Schneider, Corinne	SUI	AT	Sengstock, Larry	AUS	BB	Silweya, Odiya	MAW	AT	Smith, Kevin	GBR	CA
Schneider, Dieter	FRG	FE	Senior, Mark	JAM	AT	Sim, Duk-Sup	KOR	AT	Smith, Lesley	ZIM	SW
Schneider, Luis	CHI	AT	Senoussi, Abdelmajid	TUN	JU	Siman, John	USA	SW	Smith, Mark	USA	FE
Schnurrenberger, Dan	USA	CA	Seo, Hyang-Soon	KOR	AR	Simeoni, Sara	ITA	AT	Smith, Melanie	USA	EQ
Schobel, Simon	FRG	HB	Seo, In-Tek	KOR	SH	Simic, Daniela	YUG	GY	Smith, Rayford	BIZ	BO
Schockemohle, Paul	FRG	EQ	Seppala, Ilpo	FIN	WR	Simic, Ljubisa	YUG	BO	Smith, Rob	CAN	HO
Schoen, Alfred	FRG	FB	Sequera Vera, Luis	VEN	JU	Simion, Adrian	ROM	HB	Smith, Sonia	BER	AT
Scholl, Reiner	FRG	CA	Serena, Aldo	ITA	FB	Simion, Gheorghie	ROM	BO	Smith, Steven	GBR	EQ
Scholz, Freddy	FRG	FE	Sergent, Annette	FRA	AT	Simionato, Carlo	ITA	AT	Smith, Suzi	CAN	VB
Schowtka, Alexander	FRG	SW	Sergi Sergas, Andrea	ITA	RO	Simionov, Toma	ROM	CA	Smith, Trevor	AUS	HO
Schraider, Alessandro	ITA	BO	Sergi Sergas, Giovanni	ITA	RO	Simmelbauer, Bernhard	FRG	GY	Smith, Tricia	CAN	RO
Schreier, Christian	FRG	FB	Serneels, Patricia	BEL	SW	Simms, Tony	CAN	BB	Smith, Willie	USA	AT
Schreiner, Andrea	CAN	RO	Serrani, Lucia	ITA	AT	Simon, Hugo	AUT	EQ	Smither, Lesley	GBR	CA
			Serrano, Eugenio	ESP	HB				Smyth, Philip	AUS	BB
			Sery, Gnohere	CIV	BO				Smyth, Randy	USA	YA
			Setrini Junior, Milton	BRA	BB				Smyth, Roisin	IRL	AT
			Sevens, Elisabeth	HOL	HO				Snell, Alayna D.	ISV	FE
			Severino, Servio T.	DOM	WR				Snoder, Christopher	GBR	SW
			Sevfen, Christina	USA	SW				Snowden, Neil	AUS	HO
			Seyhanli, Aslan	TUR	WR				Snyder, James	USA	BS
			Seymour, Andrew	BAH	BO				So, Shigem	JPN	AT
			Sezgin, Hayri	TUR	WR				So, Takeshi	JPN	AT
			Shaban, Ibrahim	EGY	WE				Soares, Jorge	POR	WE

Listing of the competitors / Liste des concurrents

Name Nom	Country Pays	Sport	Name Nom	Country Pays	Sport	Name Nom	Country Pays	Sport	Name Nom	Country Pays	Sport
Soares, Walter Hime	BRA	RO	Stacey, David	GBR	SW	Strotbeck, John	USA	RO	Taira, Choji	JPN	WE
Sobrian, Jules	CAN	SH	Stachewicz, Thomas	AUS	SW	Struthers, Ian	CAN	YA	Tait, Cecilia	PER	VB
Sobu, Koshi	JPN	VB	Staden, Marina	FRG	VB	Stueckelberger, Christine	SUI	EQ	Taiwo, Joseph	NGR	AT
Soby, Nina	NOR	CY	Stader, Anton	AUT	YA	Stull, Robert	USA	MP	Takada, Yuji	JPN	WR
Socaci, Andrei	ROM	WE	Stadler, Achim	FRG	CY	Sturm, Claudia	FRG	HB	Takagi, Yutaka	JPN	YA
Soderholm, Tom	SWE	WE	Stahl, Kjell-Erik	SWE	AT	Sturzenegger, Caroline	SUI	SW	Takahashi, Kiyomi	JPN	SW
Soderlund, Michael	SWE	SW	Staiculescu, Doina	ROM	GY	Su, Huijuan	CHN	VB	Takahashi, Matsuyoshi	JPN	CY
Soderqvist, Krister	SWE	YA	Stalman, Ria	HOL	AT	Suarez, Giovanni	ITA	RO	Takahashi, Phil	CAN	JU
Sodogah, Ama	TOG	BO	Stamm, Hagen	FRG	SW	Suarez, Narcisco	ESP	CA	Takahashi, Ray	CAN	WR
Sodogah, Ayi	TOG	BO	Stamp, Calvin	JAM	WE	Suarez, Salvador	MEX	EQ	Takahashi, Shigehiro	JPN	SW
Soerensen, Brian Holm	DEN	CY	Stan, Constantin	ROM	SH	Sub, Bernhard	FRG	SH	Takahashi, Tomomi	JPN	AT
Soerensen, Helle	DEN	CY	Stan, Marin	ROM	SH	Suchanecki, Francois	SUI	FE	Takami, Hiroaki	JPN	BO
Soerensen, Poul	DEN	HB	Sudbury, Jonathan	GBR	FE	Sudduth, Andrew	USA	RO	Takamura, Seiichi	JPN	HB
Soerensen, Jette Hejli	DEN	RO	Stanciu, Anisoara	ROM	AT	Sugimoto, Atsuko	JPN	SH	Takano, Hiromitsu	JPN	JU
Soetewey, Maria-Christine	BEL	AT	Stanhope, Richard	GBR	RO	Sugimoto, Kimio	JPN	VB	Takano, Susumu	JPN	AT
Sogomo, Elijah	KEN	AT	Stanley, Gaynor	GBR	SW	Sugiyama, Kayoko	JPN	VB	Takayama, Vilame	FIJ	JU
Sokolowski, Michael	CAN	AT	Stanley, Ian	JAM	CY	Suh, Choung Kyun	KOR	EQ	Talarico, Mark	ITA	Bs
Solano, Alvaro	CRC	FB	Stanley, Michael	NZL	RO	Suhail, Marwan	IRQ	WR	Talavera, Tracee	USA	GY
Solberg, Trine	NOR	AT	Stanton, Christine	AUS	AT	Suharyadi	INA	TE	Talbot, Kathryn	GBR	RO
Soler, Miguel	ESP	GY	Stanton, Nigel	GBR	SW	Suka, Slavica	YUG	BB	Talbot, Stephen	NZL	YA
Soler, Roger	PER	AT	Stanulet, Mihaela	ROM	GY	Sukarno, Fudin, Ernie	INA	SH	Tallhem, Soeren	SWE	AT
Soliman, Khaled	EGY	FE	Stanulov, Milorad	YUG	RO	Sukno, Goran	YUG	SW	Tallroth, Roger	SWE	WR
Soliman, Mohamed	EGY	BB	Stark, Ian	GBR	EQ	Sukunda, Eli	CAN	FE	Talpos, Nicolae	ROM	BO
Solis, Luciano	MEX	BO	Stathakis, Sotirios	GRE	SW	Sulama, Yanssem	ZAI	AT	Tam, Cheo Sing	MAL	HO
Solis, Maribel	DOM	SW	Stauff, Werner	FRG	CY	Suleinan, Yakubu	NGR	TE	Tam, Chin-Kee	HKG	JU
Sollevi, Bertil	SWE	WE	Stauffer, Brenda	USA	Ho	Sulinski, Cathy	USA	AT	Tamean, Laplate	NGU	AT
Solo, Carlos	HON	JU	Stavenuiter, John	HOL	YA	Sullivan, Michael	GBR	SH	Tamgi, Kazber	USA	FB
Solomon, Joanne	TRI	AT	Staver, Julie	USA	HO	Sumanwalla, Adile	IND	AT	Tan, Liangde	CHN	SW
Solorzano, Fidel	ECU	AT	Stavridis, Vassilios	GRE	WE	Sumer, Fahri	TUR	BO	Tanaka, Mikiyasu	JPN	VB
Solozabal, Ignacio	ESP	BB	Steanes, Lisa	AUS	SW	Sumich, Roger	NZL	CY	Tancredi, Franco	ITA	FB
Somanond, Thanin	THA	SH	Steardo, Antonello	ITA	SW	Sumida, Satoshi	JPN	SW	Tang, Hongwei	CHN	RO
Somloi, Georg	AUT	FE	Stebbins, Morgan	USA	HO	Summit, Pat	USA	BB	Tang, Kwok Cheung	HKG	CA
Sommariva, Giovanni	ITA	YA	Stecca, Maurizio	ITA	BO	Sun, Dong-Ryeul	KOR	BS	Tang, Qingcai	CHN	YA
Sommer, Ulrike	FRG	AT	Steele, Murray	NZL	CY	Sun, Fengwu	CHN	BB	Tangjitusorn, Wallapa	THA	AT
Sommerbauer, Vera	AUT	RO	Steele, Paul	CAN	RO	Sun, Xiulan	CHN	HB	Tannander, Annette	SWE	AT
Son, Gab-Do	KOR	WR	Steele, Randall Scott	USA	YA	Sun, Yih-Shong	TPE	JU	Tannander, Kristine	SWE	AT
Son, Mi-Na	KOR	HB	Steen, Dave	CAN	AT	Sunara, Ivan	YUG	BB	Tanner, Jukka-Pekka	FIN	WR
Son, Yak-Sun	KOR	CY	Steens, Ronaldus	HOL	HO	Sundby, Tom	NOR	FB	Tanvier, Catherine	FRA	TE
Sone, Alfredo	CHI	EQ	Stefan, Maria	ROM	CA	Sunderland, Julene	AUS	HO	Tapia, Guillermo	MEX	YA
Song, Jinwei	CHN	VB	Stefanopoulos, George	GRE	BO	Sunderland, Paul	USA	VB	Taran, Titie	ROM	RO
Song, Weigang	CHN	SW	Steinbauer, Silvia	AUT	HB	Sundqvist, Kalle	SWE	CA	Tarapore, Farokh	IND	YA
Song, Xiaobo	CHN	BB	Steinemann, Urs	SUI	RO	Sung, Jung-A	KOR	BB	Tarbi, Ahmed	ALG	WE
Songoo, Jacques	CMR	FB	Steiner, Shelley	CAN	FE	Sung, Kyung-Hwa	KOR	HB	Tardin, Veronique	FRA	SW
Sorby, Warren	FJ	SW	Steinfeld, H. Christopher	USA	YA	Sung, Yung-Tai	TPE	BS	Tarha, Mahmoud	LIB	WE
Sorohan, Anisoara	ROM	RO	Steinmann, Peter	SUI	MP	Sunouchi, Nozomi	JPN	SW	Tarres, Anna	ESP	SW
Sorov, Zoran	YUG	WR	Steinmayer, Josef	SUI	YA	Supple, Anthony	GBR	WE	Tarves, Edie	CAN	EQ
Sotillo, Carlos	ESP	JU	Steinseifer, Carrie	USA	SW	Surhoff, William	USA	BS	Tashiro, Shigetoshi	JPN	SH
Sotomura, Koji	JPN	GY	Stekic, Nenad	YUG	AT	Suryaman, Maman	INA	WE	Taskin, Ayhan	TUR	WR
Souaken, Said	MAR	WR	Stekl, Philip	USA	RO	Sussiek, Chritina	FRG	AT	Taskiran, Celal	TUR	WR
Soubel, Mohamed	EGY	JU	Stelberg, Dagmar	FRG	HB	Sutcliffe, Phillip	IRL	BO	Tasnadi, Stefan	ROM	WE
Soudi, Attif	EGY	SH	Stellios, Basil	AUS	WE	Sutfin, Lynda	USA	AT	Tass, Atilio L.	ARG	FE
Soueidan, Alaeddin	SYR	SW	Stendahl, Hege	NOR	CY	Suty, Joel	FRA	GY	Tata-Muya, Rose	KEN	AT
Soumagne, Thierry	BEL	FE	Stenvaag, Harald	NOR	SH	Suwaide, Mubarak	QAT	FB	Tataryn, Linda	CAN	VB
Soumana, Boubagar	NIG	BO	Sterkel, Jill	USA	SW	Suzan, Mustafa	TUR	WR	Tate, Ethlyn	JAM	AT
Souto, Mario	BRA	SW	Steubing, Jeff	CAN	WR	Suzuki, Daichi	JPN	SW	Tate, Frank	USA	BO
Souza, Gerson	BRA	AT	Stevens, Monica	ANT	AT	Sveinsson, Sigurdur	ISL	HB	Tate, Marcia	JAM	AT
Souza, Marcel	BRA	BB	Stevens, Ronaldus	HOL	CA	Svensden, Jon	USA	SW	Tattersall, Robin	IVB	YA
Souza, Roberto	BRA	YA	Stevenson, Andrew	NZL	RO	Svensson, Gerry	SWE	WR	Taufouu, Teyita	TON	BO
Sow, Amadou	SEN	SH	Stevenson, Kristopher-Leo	GRE	SW	Svensson, Hans	SWE	RO	Taveras, Aristides	DOM	BS
Sowa, Armin	FRG	BB	Stewart, Alex	JAM	BO	Swai, Alphonce	TAN	AT	Tawalbeh, Amjad	JOR	AT
Sowerby, Stephen	GBR	MP	Stewart, Randy	USA	SH	Swain, Michael	USA	JU	Taylor, Angella	CAN	AT
Span, Josef	AUT	WE	Stewart, Ray	JAM	AT	Swanner, Jamie	USA	FB	Taylor, Gary	GBR	WE
Spedding, Charles	GBR	AT	Stewart, Simon	GBR	YA	Sweeney, Brian	CAN	YA	Taylor, Gladys	GBR	AT
Spelius, Chris	USA	CA	Stieda, Alex	CAN	CY	Sweeney, David	CAN	YA	Taylor, Ian	GBR	HO
Spence, Eric	CAN	AT	Stiles, Robert	USA	HO	Sweeney, Mike	CAN	FB	Taylor, Kevin	GBR	BO
Spencer-Jones, Jonathan	GBR	RO	Still, Kevin	USA	RO	Sweeney, Sylvia	CAN	BB	Taylor, Meldrick	USA	BO
Spencer, Arthur	GBR	SH	Stillings, John	USA	RO	Swift, William	USA	BS	Taylor, Richard	NCA	BS
Spencer, Brian	USA	HO	Stinga, Vasile	ROM	HB	Swinkels, Henricus	HOL	SH	Tazzer, Gerardo	MEX	EQ
Spencer, Pamela	USA	AT	Stinger, Cynthia	USA	HB	Swinnerton, Catherine	GBR	CY	Tche Noubossie, Ernest	CMR	AT
Sperber, Silvia	FRG	SH	Stives, Karen	USA	EQ	Sy, Oumar	MTN	WR	Tchuinte, Agnes	CMR	AT
Sperl, Rudolf	AUT	YA	Stock, Keith	GBR	AT	Syed, Abrar Husain	PAK	BO	Tedball, Laura	CAN	EQ
Spies, Matthew	AUS	MP	Stocker, Horst	AUT	MP	Syed, Jalaludin	IND	HO	Teixeira, Victor	BRA	EQ
Spijkers, Bernhard	HOL	JU	Stocks, Brett	AUS	SW	Sykes, Wallace	GBR	SH	Tejedor Casseres, Francis	COL	BO
Spinks, Graeme	NZL	JU	Stockwell, Mark	AUS	SW	Sykora, Maria	AUT	HB	Tellechea, Ricardo	PAR	SH
Spinosi, Dominique	FRA	AT	Stojanowski, Leanna	CAN	AT	Symon, Donald	NZL	RO	Tellier, Dnno Jan	HOL	YA
Spiridis, George	GRE	YA	Stojkovic, Dragan	YUG	FB	Syrjala, Markko	FIN	AR	Tembo, Asafu	ZAM	JU
Spitz, Lothar	FRG	WR	Stolz, Karsten	FRG	AT	Szabo, Ecaterina	ROM	GY	Temiz, Ismail	TUR	WR
Spivey, Jim	USA	AT	Stone, Andrew	USA	HO	Szabo, Vilmos	ROM	FE	Tenhove, Miltos	CAN	YA
Spratlen, Patricia	USA	RO	Stone, Penelope	USA	HB	Szanyiel, Philippe	FRA	BB	Tenke, Marcos	BRA	YA
Springel, Thomas	FRG	HB	Stones, Dwight	USA	AT	Szapary, Nikolaus	AUT	SH	Tenn, Arthur	JAM	CY
Springer, Gregory	USA	RO	Storey, Samuel	IRL	BO	Szmidt, Peter	CAN	SW	Tenorio, Elsa	MEX	SW
Spurgin, Pat	USA	SH	Storm, Michael	USA	MP	Tabanas, Efren	PHI	BO	Terenzi, Antonella	ITA	SW
Squella, Pablo	CHI	AT	Storm, Tim	CAN	RO	Taborski, Jacques	FRA	RO	Terrell, Jim	USA	CA
Squires, Albert	CAN	WE	Story, Joe B.	USA	HB	Taddai, Pier Paolo	SMR	SH	Terrell, Kim	AUS	SW
Sripet, Ratjai	THA	AT	Stoyka, Darlene	CAN	HO	Tafelmeier, Klaus	FRG	AT	Terrones, Alejandro	MEX	YA
Srisuk, Sawek	THA	AT	Strand, Hans	SWE	SH	Tagnin, Carlotta	ITA	SW	Terry, Jackie	CAN	SH
Srihoa, Realwadee	THA	AT	Stranz, Stefan	FRG	JU	Taguchi, Katsutoshi	JPN	HB	Terstegge, Sigrid	FRG	VB
Srouf, Debora	BRA	SH	Stratico, Alejandro R.	ARG	JU	Tahapari, Emma	INA	AT	Tenei, Jozef	YUG	WR
St Louis, Ali	TRI	AT	Stratico, Oscar S.	ARG	WR	Tahir, Abdelaziz	MAR	WR	Tervo, Trace	ISV	YA
Staccioli, Giulia	ITA	GY	Stratmann, Jorg	FRG	FE	Tahvanainen, Keijo	FIN	WE	Terwilliger, John	USA	RO
Strbac, Branko	YUG	HB	Strb, Branko	YUG	HB	Taima, Narihito	JPN	SW	Terzi, Mehmet	TUR	AT
Streitler, Deitmar	AUT	WR	Stride, James	AUS	RO	Tedesdorf, Burkhard	FRG	EQ	Teske, Charlotte	FRG	AT
Stride, James	AUS	RO	Strittmatter, Gerhard	FRG	CY	Tessier, Paul	CAN	RO	Teti, Michael	USA	RO
Strittmatter, Gerhard	FRG	CY	Strodter, Wolfgang	FRG	HO	Thacker, Angela	USA	AT	Thadzi, Drake	MAW	BO
Strodter, Wolfgang	FRG	HO	Stroem-Jensen, Michael K.	DEN	HB	Thaisinp, Tanin	THA	SH	Thanopoulos, Dimitrios	GRE	WR
Stroem-Jensen, Michael K.	DEN	HB	Strohmeier, Arno	AUT	FE	Thaxton, Cathleen	USA	RO			
Strohmeier, Arno	AUT	FE	Strong-Hearth, Karen	CAN	CY						
Strong-Hearth, Karen	CAN	CY	Strong, Judy	USA	HO						
Strong, Judy	USA	HO	Strong, Shirley	GBR	AT						
Strong, Shirley	GBR	AT									

Name Nom	Country Pays	Sport	Name Nom	Country Pays	Sport	Name Nom	Country Pays	Sport	Name Nom	Country Pays	Sport	
Theim, Wolfram	FRG	RO	Torres, Juan	ESP	AT	U			Van Poppel, Jean-Paul	HOL	CY	
Theismann, Dirk	FRG	SW	Torres, Rodolfo	HON	SW		Uade, Aigbonage	NGR	BO	Van Raamsdonk, Pedro	HOL	BO
Thelen, Henrik	FIN	YA	Torruebla Jr., Juan R.	PUR	YA		Uberti, Francesco	ITA	CA	Van Rijnsoever, Theodora	HOL	CY
Theleso, Wilson	BOT	AT	ToscanO, Mauricio	MEX	YA		Uchida, Shoji	JPN	MP	Van Staveren, Petra	HOL	SW
Thianthong, Chakrapan	THA	SH	Toube, Charles	CMR	FB		Uchoa, Regina	BRA	VB	Van Stevens, Mane-Claire	BEL	AR
Thianthong, Udomsak	THA	SH	Toulmin, Nick	CAN	RO		Ueda, Kazuaki	JPN	BS	Van Sweevelt, Ronny	BEL	CY
Thiebault, Pascal	FRA	AT	Toumi, Hakim	ALG	AT		Uemura, Yukihiko	JPN	HB	Van Walt Meijer, Willem	HOL	YA
Thiel, Andreas	FRG	HB	Toure, Jose	FRA	FB		Ueta, Yasushi	JPN	AT	Vandelli, Claudio	ITA	CY
Thielemann, Ursula	FRG	HO	Toussaint, Randolph	GUY	CY		Ugbusien, Moses	NGR	AT	Vandenbroeck, Francois	BEL	EQ
Thiem, Thea	FRG	RO	Towne, Chari	USA	RO		Ulo, Antonio	ITA	AT	Vanderlijde, Arnold	HOL	BD
Thijs, Lutgarde	BEL	CA	Townsend, Glenn	AUS	SW	Ulloa, Emilio	CHI	AT	Vanderveiden, Audrey	CAN	VB	
Thimm, Ute	FRG	AT	Tozzi, Roberto	ITA	AT	Umana, Alberto Jose	VEN	SW	Vangelovska, Stojna	YUG	BB	
Thode, Julien	AHO	AT	Trabado, Coloman	ESP	AT	Umezawa, Kenichi	JPN	FE	Vannozi, Roberto	ITA	SH	
Thoen, Fridtjof	NOR	JU	Trad, Larbi	TUN	WE	Umponmaha, Dhawee	THA	BO	Vantol, Gordon	CAN	SW	
Thom, Linda	CAN	SH	Train, Andrew	GBR	CA	Unger, Astrid	AUT	RO	Vargas, Francisco	COL	AT	
Thomas, Andrea	JAM	AT	Train, Stephen	GBR	CA	Unger, Monika	AUT	HB	Vargas, Joseph	USA	SW	
Thomas, Andrea	CAN	GY	Traore, Abdoulaye	MLI	AT	Unger, Susanne	AUT	HB	Vargas, Juan	ESA	JU	
Thomas, Keith	IVB	YA	Trapero, Raul	ESP	BO	Ungu, Bankombo	ZAI	AT	Vasilca, Neculai	ROM	HB	
Thomas, Misty	CAN	BB	Trasca, Marioara	ROM	RO	Upson, David	GBR	CA	Vasile, Niculina	ROM	AT	
Thomas, Shirley	GBR	AT	Trask, Keith	NZL	RO	Urahigashi, Yasushi	JPN	BS	Vasojevic, Milan	YUG	BB	
Thompson, Alan	NZL	CA	Traspaderne, Juan	ESP	AT	Urbina, Maria	MEX	SW	Vassallo, Jesus	USA	SW	
Thompson, Albert	IRL	SH	Trautwein, Wolfgang	FRG	SH	Uriarte, Jon Emili	ESP	HB	Vatuone, Philippe	FRA	GY	
Thompson, Catherine	NZL	HO	Traversa, Lucia	ITA	FE	Uriarte, Jon Emili	ARG	VB	Vaughan, Mary	IRL	AR	
Thompson, Daley	GBR	AT	Traverso, Nigel	USA	HO	Urlando, Giampaolo	ITA	AT	Vavasseur, Didier	FRA	CA	
Thompson, Gregg	USA	FB	Traxler, Johann	AUT	CY	Urquijo, Antonio	CHI	CY	Vazquez, Alma	MEX	AT	
Thompson, Kristin Inga	USA	CY	Treaty, John	IRL	AT	Usha, P. T.	IND	AT	Vazquez, Atilio Cesar	ARG	CA	
Thompson, Lesley	CAN	RO	Trees, Tori	USA	SW	Usifo, Maria	NGR	AT	Ve, Fine Sani	TON	BO	
Thompson, Michael	USA	SH	Tregunno, Jane	CAN	RO	Usterud, Dag Halfdan	NOR	YA	Veber, Koszto	ROM	FE	
Thomson, Alan	CAN	CA	Trevelyan, Edward	USA	YA	Uta, Constantin	ROM	WR	Vecchi, Mario	ITA	JU	
Thomson, Gary	IRL	CY	Trevisiol, Gary	CAN	CY	Uti, Sunday	NGR	AT	Vecchi, Paolo	ITA	VB	
Thomson, Isobel	NZL	HO	Trevor, Stephen	USA	FE	Uting, Lin	EGY	VB	Vecchiato, Renzo	ITA	BB	
Thomson, Rob	CAN	BS	Triano, Jay	CAN	BB	Uzeliac, Marija	YUG	BB	Vegard, Jon Grunde	NOR	SW	
Thongsak, Somchai	THA	SH	Tricella, Roberto	ITA	FB				Veilleux, Marco	CAN	SW	
Thorsen, Espen	NOR	RO	Tricoire, Jean Luc	FRA	SH				Vela, Ernesto	MEX	SW	
Thorsen, Rolf	NOR	RO	Trik, Reiner	FRG	WR				Velasco, Victor	MEX	CA	
Thorsness, Kristen	USA	RO	Trillini, Eduardo W.	ARG	CY				Velea, Angelin	ROM	CA	
Thorstedt, Erik	NOR	FB	Trinci, Guglielmo	ITA	BS				Velsen Van, Wilma	HOL	SW	
Thorvardarson, Einar	ISL	HB	Trinkler, Richard	SUI	CY				Vera, Andres	ESP	AT	
Thouvenel, Jean-Christoph	FRA	FB							Vera, Fernando	CHI	CY	
Thraenhardt, Carlos	FRG	AT							Vera, Jaime	CHI	FB	
Thredgold, Gavin	AUS	RO	Trinquet-Hachin, Pascale	FRA	FE				Vera, Manuel	ESP	RO	
Thurley, Elizabeth	GBR	FE	Trombly, Janice	USA	HB				Verbeek, Bob	BEL	AT	
Thuwaini, Mohammad	KUW	FE	Trono, Carolyn	CAN	RO				Verbeek, Grace	CAN	AT	
Thyssen, Ingrid	FRG	AT	Trott, William	BER	AT				Vereen, Wenda	USA	AT	
Tiacoh, Gabriel	CIV	AT	Trowell, Gary	AUS	CY				Vergara, Pablo	CHI	SH	
Tiainen, Juha	FIN	AT	Trstena, Saban	YUG	WR				Verhoeven, Nicolaas	HOL	CY	
Tiainen, Pertti	FIN	AT	Truempler, Hans-Konrad	SUI	RO				Verleyen, Frank	BEL	CY	
Tibaduiza, Domingo	COL	AT	Trujillo, Maria	MEX	AT				Verlinden, Raymonda	BEL	AR	
Tibazi, Abdallah	MAR	BO	Tsai, Li-Jiau	TPE	AT				Verlooy, Axel	BEL	EQ	
Tibbits, Janet	AUS	SW	Tsai, Pai-Sheng	TPE	SH				Vernet, Philippe	FRA	CY	
Tilden, Barbara	NZL	HO	Tsai, Sen-Fong	TPE	BS				Verouli, Anna	GRE	AT	
Tilleman, Karl	CAN	BB	Tsai, Shing-Hsiang	TPE	FE				Verri, Carlos	BRA	FB	
Tillett, Chris	AUS	YA	Tsai, Wen-Yee	TPE	WE				Verroca, Ruggero	ITA	RO	
Tilli, Stefano	ITA	AT	Tsang, Yi Ming	HKG	SW				Verstappen, Annetmarie	HOL	SW	
Tillman, Henry	USA	BO	Tsapi, Lefa	LES	BO				Vervinck, Marnix	BEL	AR	
Timmis, Adrian	GBR	CY	Tschan, Daniel	SUI	WE				Vervoor, Kees	HOL	SW	
Timmons, Steve	USA	VB	Tseng, Chi-Chen	TPE	BS				Verzasloni, Grazia	SUI	GY	
Timms, Christopher	NZL	YA	Tshering, Lhendup	BHU	AR				Verzy, Franck	FRA	AT	
Timoumi, Mohammed	MAR	FB	Tsintaris, Ioannis	GRE	WE				Vestris, Georges	FRA	BB	
Tiozzo, Christophe	FRA	BO	Tsoi, Ngai Wan	HKG	CA				Vesty, Philip John	GBR	AT	
Tipan, Luis	ECU	AT	Tsumuraya, Yoshihiro	JPN	CY				Vetterli, Patrick	SUI	AT	
Tisdale, Wayman	USA	BB	Tu, Chih-Chen	TPE	AR				Viacava, Francisco	PER	RO	
Tito Moreno, Alvaro	URU	BB	Tu, Fu-Ming	TPE	BS				Vial, Laurent-P.	SUI	CY	
Titos, Andre	MOZ	AT	Tu, Guangming	CHN	YA				Viard, Sheila	HAI	FE	
To, Kit Ying	HKG	CA	Tu, Hung-Chin	TPE	BS				Vibert Vichet, Patrick	FRA	RO	
Tobar, Bernardo	COL	SH	Tu, Tai-Hsing	TPE	SH				Victalino, Gerson	BRA	BB	
Tech, Joanne	GBR	RO	Tucker, Kenrick	AUS	CY				Vidal Castro, Rafael	VEN	SW	
Todd, Mark	NZL	EQ	Tudos, Jessica	CAN	GY				Vidal, Francisco	BRA	FB	
Todisco, Salvatore	ITA	BO	Van De Weghe, Marc	SUI	SH				Vidmar, Peter	USA	GY	
Toews, Dennis	CAN	YA	Van Der Weghe, Marc	BEL	SW				Vido, Marcelo	BRA	BB	
Toeyrylae, Kari	FIN	AT	Van Den Berg, Stephan	HOL	YA				Vidosevic, Dario	YUG	RO	
Toia, Geremia	ITA	EQ	Van Den Bossche, Willy	BEL	AR				Vieira, Douglas	BRA	JU	
Toivonen, Tuja	FIN	AT	Van Den Eerenbeemt, Herma	HOL	RO				Vierchowod, Pietro	ITA	FB	
Toki, Shuichi	JPN	EQ	Van Der Hulst, Marco	HOL	CY				Vigneron, Thierry	FRA	AT	
Tokwepota, Tau	NGU	AT	Van Der Lans, Brigitte	HOL	SW				Vignola, Beniamino	ITA	FB	
Toledo, Patricia	CHI	FB	Van Der Lienden, Leontine	HOL	CY				Vignone, Adje-Adjeoda	TOG	AT	
Tolentino, Manuel	PHI	TE	Van Der Meer, Jolande	HOL	SW				Vij, Rajinderkumar	IND	SH	
Tollan, Tine	NOR	SW	Van Der Merwe, Marina	CAN	HO				Vilchez Suarez, Manuel	VEN	BO	
Tollerton, Margaret	IRL	EQ	Van Der Straten, Yolande	BEL	SW				Vilhjalmsjon, Einar	ISL	AT	
Tolozza, Ramon	COL	CY	Van Dijk, William	BEL	AT				Villalta, Renato	ITA	BB	
Toma, Valer	ROM	RO	Van Doorn, Marieke	HOL	HO				Vincent, William	NZL	JU	
Tomas Rota, Joan	AND	SH	Van Egmond, Dem Jan	HOL	CY				Vinje, Vette	NOR	RO	
Tomiyama, Hideaki	JPN	WR	Van Es, Ed	HOL	SW				Virgin, Craig	USA	AT	
Tommelein, Rik	BEL	AT	Van Eittekoven, Harriet	HOL	RO				Virjee, Diane	CAN	HO	
Tomoiaga, Vasile	ROM	RO	Van Gool Floris, Catharin	HOL	AR				Virjee, Shiaz	CAN	HO	
Tomura, Takashi	JPN	EQ	Van Grimbergen, Maarten	HOL	HO				Viro, Juan Jose	HON	SW	
Tondo, Vincenzo	ITA	SH	Van Groningen, Steven	HOL	RO				Visnjic, Biserka	YUG	HB	
Tong, Fei	CHN	GY	Van Haute, Danny	USA	CY				Vitalesta, Luca	ITA	FE	
Tong, Hui	CHN	SW	Van Heerden, Mariette	ZIM	AT				Vivier, Etienne	BEL	SH	
Tong, Ross	NZL	RO	Van Heumen, Gijsbertus	HOL	HO				Vizcarra, Federico	MEX	JU	
Toniato, Ricardo	BRA	SW	Van Heumen, Wilhelmus	HOL	HO							
Tooth, Liane	AUS	HO	Van Hoof, Edmund	GBR	GY							
Top, Henny	HOL	CY	Van Huizen, Stephen G.	MAL	HO							
Toplak, Ivan	YUG	FB	Van Hulst, Eilly	HOL	AT							
Topno, Manohar	IND	HO	Van Landeghem, Ria	BEL	AT							
Toporek, Martin	AUT	AT	Van Manen, Aletta	HOL	HO							
Toporek, Carlos	CRC	FB	Van Manen, Ronald	HOL	YA							
Torealba, Gina	PER	VB	Van Mil, Aad	HOL	SW							
Torres, Dara	USA	SW	Van Miltenberg, Peter	AUS	AT							
Torres, Fredy	ESA	JU	Van Noort, Roald	HOL	SW							

**Competitors disqualified by the IOC Medical Commission/
Concurrents disqualifiés par la Commission Médicale du CIO**

Name Nom	Country Pays	Sport	Name Nom	Country Pays	Sport
Youssof, Adnan	PAK	YA	Zia, Qasim	PAK	HO
Youssef, Michel	LIB	FE	Zialor, Ramy	SEY	BO
Youssef, Mohamed	EGY	SW	Ziegler, Rudolf	FRG	RO
Youssef, Sahar	EGY	SW	Zielewicz, Teresa	AUT	HB
Yousuf, Mohammad	PAK	BO	Zielonka, Manfred	FRG	BO
Yrizar, Alejandro	MEX	MP	Zimmerman, Michel	BEL	AT
Yu, Juemin	CHN	VB	Zimmermann, Michael	FRG	MP
Yu, Yifeng	CHN	FE	Zimring, Valerie	USA	GY
Yu, Zhicheng	CHN	AT	Zindler, Petra	FRG	SW
Yu, Zhuanghui	CHN	AT	Zirkelbach, Christian	FRG	AT
Yuan, Weimin	CHN	VB	Zivkovic, Zoran	YUG	HB
Yuen, Steve	HKG	AR	Zizic, Rajko	YUG	BB
Yukimori, Ayami	JPN	GY	Zobell, Walter	USA	SH
Yun, Hi-Chun	KOR	CA	Zone, Eduardo Jose	ARG	EQ
Yung, Luis A.	COL	WE	Zong, Xiangqing	CHN	FE
Yunus, Omer Gunes	TUR	SH	Zonzini, Maurizio	SMR	GY
Yurdadon, Mehmet	TUR	AT	Zorkic, Nebojsa	YUG	BB
Yusufo, Amadu	MAW	CY	Zorriassateiny, Schirin	NOR	GY
			Zosa, Gigi	CAN	GY
			Zotto, Renan	BRA	VB
			Zou, Limin	CHN	GY
			Zou, Zhenxian	CHN	AT
			Zou, Zhihua	CHN	VB
			Zovko, Zdravko	YUG	HB
			Zsak, Marcela	ROM	FE
			Zscherpe, Iris	FRG	SW
			Zuazola, Rodrigo	CHI	YA
			Zucker, Erik	ISV	YA
			Zugna, Loredana	ITA	SH
			Zuliani, Mauro	ITA	AT
			Zulu, Star	ZAM	BO
			Zuniga Medrano, Rafael	COL	BO
			Zuo, Yue	CHN	VB
			Zutshi, Gita	IND	AT
			Zvazola, Jorge	CHI	YA
			Zwicky, Rolf	SUI	YA
Zachariassen, Allan	DEN	AT			
Zachrisson, Mario-Oscar	GUA	SH			
Zadok, Yehuda	ISR	AT			
Zafar, Iqbal	IND	HO			
Zagloul, Yousry	EGY	JU			
Zainal Abidin, Ahmad Fadz	MAL	HO			
Zakauddin	PAK	HO			
Zakaulah, Mohammad	PAK	YA			
Zalaffi, Margherita	ITA	FE			
Zalar, Miro	SWE	AT			
Zamfir, Nicolae	ROM	WR			
Zammit, Alexander	MLT	WR			
Zander, Klaus	FRG	BB			
Zannini, Norberto	ITA	RO			
Zanon, Jean-Louis	FRA	FB			
Zaoui, Mohamed	ALG	BO			
Zarif Neto, Jorge	BRA	YA			
Zarno, John	GBR	FE			
Zarzar, Carlos	CHI	SH			
Zasada, Tony	CAN	RO			
Zavala, Miguel Angel	MEX	SW			
Zavaleta, Ramon	PER	CY			
Zayar, Mohamed	SYR	WR			
Zayonc, Rick	CAN	SW			
Zdravkovic, Dragan	YUG	AT			
Zea, Oswald0	VEN	AT			
Zedwane, Robert	CAN	SH			
Zegers, Margriet	HOL	HO			
Zeghayer, Abbas	IRQ	BO			
Zehetner, Elisabeth	AUT	HB			
Zellhofer, Kurt	AUT	CY			
Zellweger, Josef	SUI	GY			
Zeng, Bo	CHN	CY			
Zeng, Guoqiang	CHN	WE			
Zenga, Walter	ITA	FB			
Zerbini, Luciano	ITA	AT			
Zhai, Jixin	CHN	VB			
Zhang, Bin	CHN	BB			
Zhang, Dequn	CHN	WR			
Zhang, Fuxin	CHN	AT			
Zhang, Goujun	CHN	JU			
Zhang, Hui	CHN	BB			
Zhang, Jian	CHN	FE			
Zhang, Liming	CHN	RO			
Zhang, Meihong	CHN	HB			
Zhang, Peijun	CHN	HB			
Zhang, Rongfang	CHN	VB			
Zhang, Yousheng	CHN	VE			
Zhang, Yueqin	CHN	BB			
Zhang, Zheng	CHN	AR			
Zhao, Bilong	CHN	SW			
Zhao, Duo	CHN	VB			
Zhao, Lizhong	CHN	FE			
Zheng, Dazhen	CHN	AT			
Zheng, Haixia	CHN	BB			
Zheng, Jian	CHN	SW			
Zheng, Kaiping	CHN	YA			
Zheng, Meizhu	CHN	VB			
Zhou, Jihong	CHN	SW			
Zhou, Peishun	CHN	WE			
Zhou, Ping	CHN	GY			
Zhou, Qirui	CHN	GY			
Zhou, Xiaolan	CHN	VB			
Zhu, Changfu	CHN	SH			
Zhu, Hongyang	CHN	AT			
Zhu, Jianhua	CHN	AT			
Zhu, Juefeng	CHN	HB			
Zhu, Ling	CHN	VB			
Zhu, Minzhu	CHN	FE			
Zhu, Qingyuan	CHN	FE			

Athletics/Athlétisme



Athlete	Country Pays	Event Epreuve	Prohibited substance found Substance interdit trouvee
Martti Vainio	FIN	10,000	Methenolone
Vesteinn Hafsteinsson	ISL	Discus	Nandrolone
Giampaolo Urlando	ITA	Hammer Marteau	Testosterone
Anna Verouli	GRE	Javelin Javelot	Nandrolone

Volleyball/Volley-ball



Athlete	Country Pays	Event Epreuve	Prohibited substance found Substance interdit trouvee
Eiji Shimomura	JPN	Men's Tournament Tournoi Des Hommes	Testosterone

Weightlifting/Halterophilie



Athlete	Country Pays	Event Epreuve	Prohibited substance found Substance interdit trouvee
Ahmed Tarbi	ALG	Bantamweight Poids Coq	Nandrolone
Stefan Laggner	AUT	Super Heavyweight Poids Super-Lourd	Nandrolone
Serafim Grammatikopoulos	GRE	Super Heavyweight Poids Super-Lourd	Nandrolone
Mahmoud Tarha	LIB	Flyweight Poids Leger	Nandrolone
Goran Pettersson	SWE	Second Heavyweight Poids Deuxier-Lourd	Nandrolone

Wrestling/Lutte



Athlete	Country Pays	Event Epreuve	Prohibited substance found Substance interdit trouvee
Thomas Johansson	SWE	Super Heavyweight Poids Super-Lourd	Methenolone

NOC participation by sport/Participation des CNO aux différents sports

NOC																									TOT	TOT	TOT	
	OFF	OFF	ATH	DEL																								
SLE M		4			2																				3			
SLE F		1																										
SMR M		2					1				1			2			10	1					1	9				
SMR F																								2	11		19	30
SOL M		2																			1			4				
SOL F																												
SOM M		7																						4				
SOM F																												
SRI M																		1			1		2	2				
SRI F																												
SUD M		3			2																			8				
SUD F																												
SUI M	1	13				4	12	4	5		6	15		2	3	9	7	8	1		1	2	9	44				
SUI F	2	4								8							2	7	1				7	51		129	180	
SUR M		2												1									7					
SUR F																							1	8		5	13	
SWE M	3	19			6	7	7	6	5		1	15		4	3	5	10	12	1		6	11	13	74				
SWE F	2	8				4		4	1		2					3	4	13	1				12	86		176	262	
SWZ M		3			3													1			1			4				
SWZ F																												
SYR M					1												1	1			1	3		4				
SYR F																												
TAN M		10			6																			16				
TAN F		2																										
THA M	2	4			6												12						1	27				
THA F		6															4											
TOG M		3			3																			3				
TOG F																												
TON M		7																						7				
TON F																												
TPE M	1	6	20		2		2		2					4	1		3	3			4	1	2	26				
TPE F	1	4															2		1				4	30		59	89	
TRI M		6			2		1											1					1	10				
TRI F		5																						1	11		16	27
TUN M		2			3									3							12	2		20				
TUN F																	1											
TUR M	2	4			6				2					4			2	4				4	16	2	17			
TUR F		1																										
UAE M		7																						4				
UAE F																												
UGA M		8			11		2											1			2			8				
UGA F		2																										
URU M				12	1		1																3	17				
URU F																		1						1	18		19	37
USA M	3	69	20	12	12	12	17	6	15	17	6	15	16	8	3	30	13	39	4	12	10	19	13	154				
USA F	3	47		12		4	4	8	5		8	15	16			25	6	25	4	12			60	214		565	779	
VEN M		3			3		2		2					1			5	7					2	21				
VEN F																		1						2	23		26	49
YAR M		2																						4				
YAR F																												
YUG M		5		12	7	3	6	3		17		15		5		5	3	16				9	1	46				
YUG F		2		12							2	15					3		2					3	49		143	192
ZAI M		1			6																			6				
ZAI F		1																										
ZAM M		4			9									3										5				
ZAM F																												
ZIM M		5			3												3		1				1	10				
ZIM F		1																2										
CTRY M	31	121	8	12	82	28	52	29	34	16	19	12	12	61	18	29	67	66	24	10	49	40	60	NOC Participation by Sport				
PART F	24	79		6		12	16	19	18		21	6	6			18	29	45	22	8		2						
Total NOCs	35	124	8	13	82	28	53	32	57	16	23	14	12	61	18	30	68	71	34	12	49	40	60					
Total Officials		3,695																										
Total Athletes		7,078																										
Total Delegates		10,773																										

Medal winners/Medailles

Archery/Tir à l'arc



Event Epreuve	Rank Rang	Result Resultat	Ctry Pays	Name Nom
Women competition Compétition féminine	1	2568	KOR	Seo, Hyang-Soon
	2	2559	CHN	Li, Lingjuan
	3	2555	KOR	Kim, Jin-Ho
Men competition Compétition masculine	1	2616	USA	Pace, Darrell
	2	2564	USA	McKinney, Richard
	3	2563	JPN	Yamamoto, Hiroshi

Athletics/Athlétisme



Event Epreuve	Rank Rang	Result Resultat	Ctry Pays	Name Nom
Women/Femmes				
100 M	1	10.97	USA	Ashford, Evelyn
	2	11.13	USA	Brown, Alice
	3	11.16	JAM	Ottey-Page, Merlene
200 M	1	21.81	USA	Brisco-Hooks, Valerie
	2	22.04	USA	Griffith, Florence
	3	22.09	JAM	Ottey-Page, Merlene
400 M	1	48.83	USA	Brisco-Hooks, Valerie
	2	49.05	USA	Cheeseborough, Chandra
	3	49.42	GBR	Cook, Kathryn
800 M	1	1:57.60	ROM	Melinte, Doina
	2	1:58.63	USA	Gallagher, Kim
	3	1:58.83	ROM	Lovin, Fita
1500 M	1	4:03.25	ITA	Dorio, Gabriella
	2	4:03.76	ROM	Melinte, Doina
	3	4:04.15	ROM	Puica, Maricica
3000 M	1	8:35.96	ROM	Puica, Maricica
	2	8:39.47	GBR	Sly, Wendy
	3	8:42.14	CAN	Williams, Lynn
Marathon	1	2:24:52	USA	Benoit, Joan
	2	2:26:18	NOR	Waitz, Grete
	3	2:26:57	POR	Mota, Rosa
100 M hurdles/haies	1	12.84	USA	Fitzgerald-Brown, Benita
	2	12.88	GBR	Strong, Shirley
	3	13.06	USA	Turner, Kim
400 M hurdles/haies	1	54.61	MAR	El Moutawakel, Nawal
	2	55.20	USA	Brown, Judi
	3	55.41	ROM	Cojocar, Cristina
4 X 100 M	1	41.65	USA	
	2	42.77	CAN	
	3	43.11	GBR	
4 X 400 M	1	3:18.29	USA	
	2	3:21.21	CAN	
	3	3:22.98	FRG	
High Jump/saut hauteur	1	2.02	FRG	Meyfarth, Ulrike
	2	2.00	ITA	Simeoni, Sara
	3	1.97	USA	Huntley, Joni
Long Jump/saut longueur	1	6.96	ROM	Stanciu, Anisoara
	2	6.81	ROM	Ionescu, Vali
	3	6.80	GBR	Hearnshaw, Susan
Shot Put/lancement poids	1	20.48	FRG	Losch, Claudia
	2	20.47	ROM	Loghin, Mihaela
	3	19.19	AUS	Martin, Gael
Discus/disque	1	65.36	HOL	Stalman, Ria
	2	64.86	USA	Deniz, Leslie
	3	63.64	ROM	Craciunescu, Florenta
Javelin/javelot	1	69.56	GBR	Sanderson, Tessa
	2	69.00	FIN	Lilak, Tiina
	3	67.14	GBR	Whitbread, Fatima
Heptathlon	1	6390	AUS	Nunn, Glynis
	2	6385	USA	Joyner, Jackie
	3	6363	FRG	Everts, Sabine
800 M Wheelchair chaise roulante (exhibition)	1	2:15.73	USA	Hedrick, Sharon
	2	2:20.86	SWE	Saker, Monica
	3	2:28.37	USA	Cable, Candace
Men/Hommes				
100 M	1	9.99	USA	Lewis, Carl
	2	10.19	USA	Graddy, Sam
	3	10.22	CAN	Johnson, Ben
200 M	1	19.80	USA	Lewis, Carl
	2	19.96	USA	Baptiste, Kirk
	3	20.26	USA	Jefferson, Thomas
400 M	1	44.27	USA	Babers, Alonzo
	2	44.54	CIV	Tiacoh, Gabriel
	3	44.71	USA	McKay, Antonio
800 M	1	1:43.00	BRA	Cruz, Joaquim
	2	1:43.64	GBR	Coe, Sebastian
	3	1:43.83	USA	Jones, Earl
1500 M	1	3:32.53	GBR	Coe, Sebastian
	2	3:33.40	GBR	Cram, Steve
	3	3:34.30	ESP	Abascal, Jose
3000 M Steeplechase	1	8:11.80	KEN	Korir, Julius
	2	8:13.31	FRA	Mahmoud, Joseph
	3	8:14.06	USA	Diemer, Brian

Event Epreuve	Rank Rang	Result Resultat	Ctry Pays	Name Nom
5000 M	1	13:05.59	MAR	Aouita, Said
	2	13:07.54	SUI	Ryffel, Markus
	3	13:09.20	POR	Leitao, Antonio
10,000 M	1	27:47.54	ITA	Cova, Alberto
	2	28:06.22	GBR	McLeod, Michael
	3	28:06.46	KEN	Musyoki, Mike
Marathon	1	2:09:21	POR	Lopes, Carlos
	2	2:09:56	IRL	Treacy, John
	3	2:09:58	GBR	Spedding, Charles
110 M Hurdles/haies	1	13.20	USA	Kingdom, Roger
	2	13.23	USA	Foster, Gregory
	3	13.40	FIN	Bryggare, Arto
400 M Hurdles/haies	1	47.75	USA	Moses, Edwin
	2	48.13	USA	Harris, Danny
	3	48.19	FRG	Schmid, Harald
20 KM Walk/marche	1	1:23.13	MEX	Canto, Ernesto
	2	1:23.20	MEX	Gonzalez, Raul
	3	1:23.26	ITA	Damilano, Maurizio
50 KM Walk/marche	1	3:47:26	MEX	Gonzalez, Raul
	2	3:53:19	SWE	Gustafsson, Bo
	3	3:53:45	ITA	Bellucci, Sandro
4 X 100 M	1	37.83	USA	
	2	38.62	JAM	
	3	38.70	CAN	
4X400 M	1	2:57.91	USA	
	2	2:59.13	GBR	
	3	2:59.32	NGR	
High Jump/saut hauteur	1	2.35	FRG	Moegenburg, Dietmar
	2	2.33	SWE	Sjoberg, Patrik
	3	2.31	CHN	Zhu, Jianhua
Pole Vault/saut perche	1	5.75	FRA	Quinon, Pierre
	2	5.65	USA	Tully, Mike
	3	5.60	USA	Bell, Earl
Long Jump/saut longueur	1	8.54	USA	Lewis, Carl
	2	8.24	AUS	Honey, Gary
	3	8.24	ITA	Evangelisti, Giovanni
Triple Jump/triple saut	1	17.26	USA	Joyner, Al
	2	17.18	USA	Conley, Mike
	3	16.87	GBR	Connor, Keith
Shot Put/lancement poids	1	21.26	ITA	Andrei, Alessandro
	2	21.09	USA	Carter, Michael
	3	20.97	USA	Laut, Dave
Discus/disque	1	66.60	FRG	Danneberg, Rolf
	2	66.30	USA	Wilkins, Mac
	3	65.46	USA	Powell, John
Hammer/marteau	1	78.08	FIN	Tainen, Juha
	2	77.98	FRG	Riehm, Karl-Hans
	3	76.68	FRG	Ploghaus, Klaus
Javelin/javelot	1	86.76	FIN	Haerkoenen, Arto
	2	85.74	GBR	Ottley, David
	3	83.72	SWE	Eldebrink, Kenth
Decathlon	1	8797	GBR	Thompson, Daley
	2	8673	FRG	Hingsen, Juergen
	3	8412	FRG	Wentz, Siegfried
1500 M Wheelchair/chaise roul (exhibition)	1	3:58.50	BEL	Van Winkel, Paul
	2	4:00.02	USA	Snow, Randy
	3	4:00.47	CAN	Viger, Andre

Basketball/Basket-ball



Event Epreuve	Rank Rang	Result Resultat	Ctry Pays	Name Nom
Women/Feminine	1		USA	
	2		KOR	
	3		CHN	
Men/Masculine	1		USA	
	2		ESP	
	3		YUG	

Boxing/Boxe



Event Epreuve	Rank Rang	Result Resultat	Ctry Pays	Name Nom
Light Flyweight poids mi-mouche (48 kg)	1		USA	Gonzales, Paul
	2		ITA	Todisco, Salvatore
	3		ZAM	Mwila, Keith
Flyweight/poids mouche (51 kg)	1		USA	McCrorry, Steven
	2		YUG	Redzepovski, Redzep
	3		TUR	Can, Eyyup
Bantamweight/poids coq (54 kg)	1		ITA	Stecca, Maurizio
	2		MEX	Lopez, Hector
	3		CAN	Walters, Dale
			DOM	Nolasco, Pedro J.

Event Epreuve	Rank Rang	Result Resultat	Ctry Pays	Name Nom
Featherweight poids plume (57 kg)	1		USA	Taylor, Meldrick
	2		NGR	Konyegwachie, Peter
	3		TUR VEN	Aykac, Turgut Catari Peraza, Omar
Lightweight/poids leger (60 kg)	1		USA	Whitaker, Pernell
	2		PUR	Ortiz, Luis F.
	3		CMR KOR	Ndongo Ebanga, Martin Chun, Chil-Sung
Light Welterweight poids mi-welter (63.5 kg)	1		USA	Page, Jerry
	2		THA	Umponmaha, Dhawee
	3		ROM YUG	Fulger, Mircea Puzovic, Mirk O
Welterweight poids welter (67 kg)	1		USA	Breland, Mark
	2		KOR	An, Young-Su
	3		FIN ITA	Nyman, Joni Bruno, Luciano
Light Middleweight poids sur-welter (71 kg)	1		USA	Tate, Frank
	2		CAN	OSullivan, Shawn
	3		FRG FRA	Zielonka, Manfred Tiozzo, Christophe
Middleweight poids moyen (75 kg)	1		KOR	Shin, Joon-Sup
	2		USA	Hill, Virgil
	3		ALG PUR	Zaoui, Mohamed Gonzalez, Aristides
Light Heavyweight poids mi-lourd (81 kg)	1		YUG	Josipovic, Anton
	2		NZL	Barry, Kevin
	3		ALG USA	Moussa, Mustapha Holyfield, Evander
Heavyweight/poids lourd (91 kg)	1		USA	Tillman, Henry
	2		CAN	Dewit, Willie
	3		ITA HOL	Musone, Angelo Vanderlijde, Arnold
Super Heavyweight poids super-lourd (91 + kg)	1		USA	Biggs, Tyrell
	2		ITA	Damiani, Francesco
	3		GBR YUG	Wells, Robert Azis, Salihu

Canoeing/Canoe



Event Epreuve	Rank Rang	Result Resultat	Ctry Pays	Name Nom
Women/Femmes				
Kayak 1 500M	1	1:58.72	SWE	Andersson, Agneta
	2	1:59.93	FRG	Schuttpelz, Barbara
	3	2:00.11	HOL	Derckx, Annemiek
Kayak 2 500M	1	1:45.25	SWE	
	2	1:47.13	CAN	
	3	1:47.32	FRG	
Kayak 4 500M	1	1:38.34	ROM	
	2	1:38.87	SWE	
	3	1:39.40	CAN	
Men/Hommes				
Kayak 1 500M	1	1:47.84	NZL	Ferguson, Ian
	2	1:48.18	SWE	Moberg, Lars-Erik
	3	1:48.41	FRA	Bregeon, Bernard
Kayak 2 500M	1	1:34.21	NZL	
	2	1:35.26	SWE	
	3	1:35.41	CAN	
Canadian 1 500M canadien 1 500M	1	1:57.01	CAN	Cain, Larry
	2	1:58.45	DEN	Jakobsen, Henning L.
	3	1:59.86	ROM	Olaru, Costica
Canadian 2 500M canadien 2 500M	1	1:43.67	YUG	
	2	1:45.68	ROM	
	3	1:47.71	ESP	
Kayak 1 1000M	1	3:45.73	NZL	Thompson, Alan
	2	3:46.88	YUG	Janic, Milan
	3	3:47.38	USA	Barton, Greg
Kayak 2 1000M	1	3:24.22	CAN	
	2	3:25.97	FRA	
	3	3:26.80	AUS	
Kayak 4 1000M	1	3:02.28	NZL	
	2	3:02.81	SWE	
	3	3:03.94	FRA	
Canadian 1 1000M canadien 1 1000M	1	4:06.32	FRG	Eicke, Ulrich
	2	4:08.67	CAN	Cain, Larry
	3	4:09.51	DEN	Jakobsen, Henning L.
Canadian 2 1000M canadien 2 1000M	1	3:40.60	ROM	
	2	3:41.56	YUG	
	3	3:48.01	FRA	

Cycling/Cyclisme



Event Epreuve	Rank Rang	Result Resultat	Ctry Pays	Name Nom
Women/Femmes				
Individual Road Race epreuve sur route	1	2:11.14	USA	Carpenter-Phinney, Connie
	2	2:11.14.	USA	Twigg, Rebecca
	3	2:11.14.	FRG	Schumacher, Sandra
Men/Hommes				
1000 M Time Trial contre la montre	1	1:06.10	FRG	Schmidtke, Fredy
	2	1:06.44	CAN	Harnett, Curtis
	3	1:06.65	FRA	Colas, Fabrice
Sprint/vitesse	1		USA	Gorski, Mark
	2		USA	Vails, Nelson
	3		JPN	Sakamoto, Tsutomu
4000 M Individual Pursuit poursuite individuelle	1	4:39.35	USA	Hegg, Steve
	2	4:43.82	FRG	Golz, Rolf
	3	4:44.03	USA	Nitz, Leonard Harvey
Individual Points Race course aux points	1		BEL	Ilegems, Roger
	2		FRG	Messerschmidt, Uwe
	3		MEX	Youshimatz, Jose Manuel
4000 M Team Pursuit poursuite equipe	1	4:25.99	AUS	
	2	4:29.85	USA	
	3	4:25.60	FRG	
Individual Road Race epreuve sur route	1	4:58:57	USA	Grewal, Alexi
	2	4:59:57	CAN	Bauer, Steve
	3	5:00:18	NOR	Lauritzen, Dag Otto
100 km Team Trial epreuve par equipe	1	1:58:28	ITA	
	2	2:02:38	SUI	
	3	2:02:46	USA	

Equestrian/Equestres



Event Epreuve	Rank Rang	Result Resultat	Ctry Pays	Name Nom
Dressage Individual	1	1504	FRG	Klimke, Dr. Reiner
	2	1442	DEN	Jensen, Anne Grethe
	3	1364	SUI	Hofer, Otto J.
Dressage Team/equipe	1	4955	FRG	
	2	4673	SUI	
	3	4630	SWE	
Three Day Event Ind contours complet ind	1	51.60	NZL	Todd, Mark
	2	54.20	USA	Stives, Karen
	3	56.80	GBR	Holgate, Virginia
Three Day Event Team contours complet equipe	1	186.00	USA	
	2	189.20	GBR	
	3	234.00	FRG	
Jumping Ind./sautes obst. ind.	1	4.00	USA	Fargis, Joe
	2	4.00	USA	Homfeld, Conrad
	3	8.00	SUI	Robbiani, Heidi
Jumping Team sautes obst. equipe	1	12.00	USA	
	2	36.75	GBR	
	3	39.25	FRG	

Fencing/Escime



Event Epreuve	Rank Rang	Result Resultat	Ctry Pays	Name Nom
Ladies/Dames				
Foil Individual/Fleuret individuelle	1		CHN	Luan, Jujie
	2		FRG	Hanisch, Cornelia
	3		ITA	Vaccaroni, Dorina
Foil Team/fleuret-equipe	1		FRG	
	2		ROM	
	3		FRA	
Men/Hommes				
Foil Individual/fleuret individuelle	1		ITA	Numa, Mauro
	2		FRG	Behr, Matthias
	3		ITA	Cerioni, Stefano
Sabre Individual/sabre-indivuel	1		FRA	Lamour, Jean Francois
	2		ITA	Marin, Marco
	3		USA	Westbrook, Peter
Epee Individual/epee-indivuel	1		FRA	Boisse, Philippe
	2		SWE	Vaggio, Bjorne
	3		FRA	Riboud, Philippe
Foil Team/fleuret-equipe	1		ITA	
	2		FRG	
	3		FRA	
Sabre Team/sabre-equipe	1		ITA	
	2		FRA	
	3		ROM	
Epee Team/epee-equipe	1		FRG	
	2		FRA	
	3		ITA	

Medal winners/Medailles

Football/Football



Event Epreuve	Rank Rang	Result Resultat	Ctry Pays	Name Nom
Men/Masculine	1		FRA	
	2		BRA	
	3		YUG	

Gymnastics/Gymnastique



Event Epreuve	Rank Rang	Result Resultat	Ctry Pays	Name Nom
Women / Femme				
Team Competition contours par equipe	1	392.20	ROM	
	2	391.20	USA	
	3	388.60	CHN	
Ind. all-around / conc. multiple	1	79.175	USA	Retton, Mary Lou
	2	79.125	ROM	Szabo, Ecaterina
	3	78.675	ROM	Pauca, Simona
Horse Vault / saut de cheval	1	19.875	ROM	Szabo, Ecaterina
	2	19.850	USA	Retton, Mary Lou
	3	19.750	ROM	Agache, Lavinia
Uneven Bars barres asymétriques	1	19.950	CHN	Ma, Yanhong
	2	19.950	USA	McNamara, Julianne
	3	19.800	USA	Retton, Mary Lou
Balance Beam / poutre	1	19.800	ROM	Pauca, Simona
	2	19.800	ROM	Szabo, Ecaterina
	3	19.650	USA	Johnson, Kathy
Floor Exercise / exercices au sol	1	19.975	ROM	Szabo, Ecaterina
	2	19.950	USA	McNamara, Julianne
	3	19.775	USA	Retton, Mary Lou
Rhythmic / rythmique	1	57.950	CAN	Fung, Lori
	2	57.900	ROM	Staiculescu, Doina
	3	57.700	FRG	Weber, Regina
Men / Hommes				
Team Competition contours par equipe	1	591.40	USA	
	2	590.80	CHN	
	3	586.70	JPN	
Ind. all-around/conc. multiple ind	1	118.700	JPN	Gushiken, Koji
	2	118.675	USA	Vidmar, Peter
	3	118.575	CHN	Li, Ning
Floor Exercise / exercices au sol	1	19.925	CHN	Li, Ning
	2	19.775	CHN	Lou, Yun
	3	19.700	JPN	Sotomura, Koji
Pommel Horse / cheval-arçons	1	19.950	CHN	Li, Ning
	2	19.950	USA	Vidmar, Peter
	3	19.825	USA	Daggett, Timothy
Rings / anneaux	1	19.850	JPN	Gushiken, Koji
	2	19.850	CHN	Li, Ning
	3	18.825	USA	Gaylord, Mitchell
Horse Vault / saut de cheval	1	19.950	CHN	Lou, Yun
	2	19.825	CHN	Li, Ning
	3	19.825	JPN	Gushiken, Koji
Parallel Bars / barres parallèles	1	19.950	USA	Conner, Bart
	2	19.925	JPN	Kajitani, Nobuyuki
	3	18.850	USA	Gaylord, Mitchell
Horizontal Bars / barre fixe	1	20.000	JPN	Morisue, Shinji
	2	19.975	CHN	Tong, Fei
	3	19.950	JPN	Gushiken, Koji

Handball/Handball



Event Epreuve	Rank Rang	Result Resultat	Ctry Pays	Name Nom
Women / Feminine	1		YUG	
	2		KOR	
	3		CHN	
Men / Masculine	1		YUG	
	2		FRG	
	3		ROM	

Hockey/Hockey



Event Epreuve	Rank Rang	Result Resultat	Ctry Pays	Name Nom
Women/Feminine	1		HOL	
	2		FRG	
	3		USA	
Men/Masculine	1		PAK	
	2		FRG	
	3		GBR	

Judo/Judo



Event Epreuve	Rank Rang	Result Resultat	Ctry Pays	Name Nom
Extra Lightweight poids super-leger (60 kg)	1		JPN	Hosokawa, Shinji
	2		KOR	Kim, Jae-Yup
	3		USA	Liddie, Edward
Half Lightweight poids mi-leger (65 kg)	1		JPN	Matsuoka, Yoshiyuki
	2		KOR	Hwang, Jung-Oh
	3		AUT	Reiter, Josef
Lightweight / poids leger (71 kg)	1		KOR	Ahn, Byeong-Keun
	2		ITA	Gamba, Ezio
	3		BRA	Onmura, Luis
Half Middleweight poids mi-moyen (78 kg)	1		FRG	Wieneke, Frank
	2		GBR	Adams, Neil
	3		FRA	Nowak, Michel
Middleweight poids moyen (86 kg)	1		AUT	Seisenbacher, Peter
	2		USA	Berland, Robert
	3		JPN	Nose, Seiki
Half Heavyweight poids mi-lourd (95 kg)	1		KOR	Ha, Hyoung-Zoo
	2		BRA	Vieira, Douglas
	3		ISL	Fridriksson, Bjarni
Heavyweight poids lourd (95 + kg)	1		JPN	Saito, Hitoshi
	2		FRA	Parisi, Angelo
	3		KOR	Cho, Yong-Chul
Open Category categoric ouverte	1		JPN	Yamashita, Yasuhiro
	2		EGY	Rashwan, Mohamed
	3		ROM	Cioc, Mihai
			FRG	Schnabel, Arthur

Modern Pentathlon/Pentathlon moderne



Event Epreuve	Rank Rang	Result Resultat	Ctry Pays	Name Nom
Individual Competition competition individuelle	1	5469	ITA	Masala, Daniele
	2	5456	SWE	Rasmuson, Svante
	3	5406	ITA	Massullo, Carlo
Team Competition competition equipe	1	16060	ITA	
	2	15568	USA	
	3	15565	FRA	

Rowing/Aviron



Event Epreuve	Rank Rang	Result Resultat	Ctry Pays	Name Nom
Women / Femmes				
Single Sculls / une rameuse	1	3:40.68	ROM	Racila, Valeria
	2	3:43.89	USA	Geer, Charlotte
	3	3:45.72	BEL	Haesebrouck, Ann
Double Sculls deux rameuses en couple	1	3:26.75	ROM	
	2	3:29.13	HOL	
	3	3:29.82	CAN	
Pair Without Coxswain deux rameuses en pointe	1	3:32.60	ROM	
	2	3:36.06	CAN	
	3	3:40.50	FRG	
4 Scull with Coxswain quatre en couple avec barreuse	1	3:14.11	ROM	
	2	3:15.57	USA	
	3	3:16.02	DEN	
4 Oar with Coxswain quatre en pointe avec barreuse	1	3:19.30	ROM	
	2	3:21.55	CAN	
	3	3:23.28	AUS	
8 Oar with Coxswain huit en pointe avec barreuse	1	2:59.80	USA	
	2	3:00.87	ROM	
	3	3:02.92	HOL	
Men / Hommes				
Single Sculls / un rameur	1	7:00.24	FIN	Karppinen, Pertti
	2	7:02.19	FRG	Kolbe, Peter-Michael
	3	7:10.38	CAN	Mills, Robert
Double Sculls deux rameurs en couple	1	6:36.87	USA	
	2	6:38.19	BEL	
	3	6:39.58	YUG	
Pair without Coxswain deux rameurs en pointe	1	6:45.39	ROM	
	2	6:48.47	ESP	
	3	6:51.81	NOR	
Pair with Coxswain deux en pointe avec barreur	1	7:05.99	ITA	
	2	7:11.21	ROM	
	3	7:12.81	USA	
4 Sculls without Coxswain quatre rameurs en couple	1	5:57.55	FRG	
	2	5:57.98	AUS	
	3	5:59.07	CAN	
4 oar without Coxswain quatre en pointe sans barreur	1	6:03.48	NZL	
	2	6:06.10	USA	
	3	6:07.72	DEN	

Event Epreuve	Rank Rang	Result Resultat	Ctry Pays	Name Nom
4 Oar with Coxswain quatre en pointe avec barreur	1	6:18.64	GBR	
	2	6:20.28	USA	
	3	6:23.68	NZL	
8 Oar with Coxswain huit en pointe avec barreur	1	5:41.32	CAN	
	2	5:41.74	USA	
	3	5:43.40	AUS	

Shooting/Tir



Event Epreuve	Rank Rang	Result Resultat	Ctry Pays	Name Nom
Men/Hommes				
Olympic Trap/fosse olympique	1	192	ITA	Giovannetti, Luciano
	2	182	PER	Boza, Francisco
	3	192	USA	Carlisle, Daniel
Skeet/skeet	1	198	USA	Dryke, Matthew
	2	196	DEN	Rasmussen, Ole Riber
	3	196	ITA	Scribani Rossi, Luca
Rapid Fire Pistol pistolet de tir rapide	1	585	JPN	Kamachi, Takeo
	2	593	ROM	Ion, Corneliu
	3	591	FIN	Bies, Rauno
Free Pistol/pistolet libre	1	566	CHN	Xu, Haifeng
	2	565	SWE	Skanaker, Ragnar
	3	564	CHN	Wang, Yifu
Running Game/cible courante	1	587	CHN	Li, Yuwei
	2	584	COL	Bellingrodt, Helmut
	3	581	CHN	Huang, Shiping
Small Bore Rifle carabine de petit calibre	1	1173	GBR	Cooper, Malcolm
	2	1163	SUI	Nipkow, Daniel
	3	1162	GBR	Allan, Alister
Small Bore Rifle, English carabine de petit calibre	1	599	USA	Etzel, Edward
	2	596	FRA	Bury, Michel
	3	596	GBR	Sullivan, Michael
Air Rifle carabine a air comprime	1	589	FRA	Heberle, Philippe
	2	587	AUT	Kronthaler, Andreas D.I.
	3	587	GBR	Dagger, Barry
Women/Femmes				
Air Rifle carabine a air comprime	1	393	USA	Spurgin, Pat
	2	391	ITA	Guffier, Edith
	3	389	CHN	Wu, Xiaoxuan
Small Bore Standard Rifle carabine standard de petit calibre	1	581	CHN	Wu, Xiaoxuan
	2	578	FRG	Holmer, Ulrike
	3	578	USA	Jewell, Wanda
Sport Pistol pistolet de tir sportif	1	585	CAN	Thom, Linda
	2	585	USA	Fox, Ruby
	3	583	AUS	Dench, Patricia

Swimming/Natation



Event Epreuve	Rank Rang	Result Resultat	Ctry Pays	Name Nom
Women/Femmes				
100 M Freestyle/nage libre	1	55.92	USA	Steinseifer, Carrie
	2	55.92	USA	Hogshead, Nancy
	3	56.08	HOL	Verstappen, Annemarie
200 M Freestyle/nage libre	1	1:58.23	USA	Wayte, Mary
	2	1:59.50	USA	Woodhead, Cynthia
	3	1:59.69	HOL	Verstappen, Annemarie
400 M Freestyle/nage libre	1	4:07.10	USA	Cohen, Tiffany
	2	4:10.27	GBR	Hardcastle, Sarah
	3	4:11.49	GBR	Croft, June
800 M Freestyle/nage libre	1	8:24.95	USA	Cohen, Tiffany
	2	8:30.73	USA	Richardson, Michele
	3	8:32.60	GBR	Hardcastle, Sarah
100 M Backstroke/dos	1	1:02.55	USA	Andrews, Theresa
	2	1:02.63	USA	Mitchell, Betsy
	3	1:02.91	HOL	De Rover, Jolanda
200 M Backstroke/dos	1	2:12.38	HOL	De Rover, Jolanda
	2	2:13.04	USA	White, Amy
	3	2:13.29	ROM	Patrascoiu, Aneta
100 M Breaststroke/brasse	1	1:09.88	HOL	Van Staveren, Petra
	2	1:10.69	CAN	Ottenbrite, Anne
	3	1:10.70	FRA	Poirot, Catherine
200 M Breaststroke/brasse	1	2:30.38	CAN	Ottenbrite, Anne
	2	2:31.15	USA	Rapp, Susan
	3	2:31.40	BEL	Lempereur, Ingrid
100 M Butterfly/papillon	1	59.26	USA	Meagher, Mary T.
	2	1:00.19	USA	Johnson, Jenna
	3	1:01.36	FRG	Seick, Karin
200 M Butterfly/papillon	1	2:06.80	USA	Meagher, Mary T.
	2	2:10.56	AUS	Phillips, Karen
	3	2:11.91	FRG	Beyermann, Ina
200 M Individual Medley quatre nages	1	2:12.64	USA	Caulkins, Tracy
	2	2:15.17	USA	Hogshead, Nancy
	3	2:15.92	AUS	Pearson, Michele

Event Epreuve	Rank Rang	Result Resultat	Ctry Pays	Name Nom
400 M Individual Medley quatre nages	1	4:39.24	USA	Caulkins, Tracy
	2	4:48.30	AUS	Landells, Suzanne
	3	4:48.57	FRG	Zindler, Petra
4 X 100M Medley Relay relais quatre nages	1	4:08.34	USA	
	2	4:11.97	FRG	
	3	4:12.98	CAN	
4 X 100 M Freestyle Relay relais nage libre	1	3:43.43	USA	
	2	3:44.40	HOL	
	3	3:45.56	FRG	
Springboard Diving plongeon du tremplin	1	530.70	CAN	Bernier, Sylvie
	2	527.46	USA	McCormick, Kelly
	3	517.62	USA	Seufert, Christina
Platform Diving plongeon haut-vol	1	435.51	CHN	Zhou, Jihong
	2	431.19	USA	Mitchell, Michele
	3	422.07	USA	Wyland, Wendy
Synchronized Solo synchronisee solo	1	198.467	USA	Ruiz, Tracie
	2	195.300	CAN	Waldo, Carolyn
	3	187.050	JPN	Motoyoshi, Miwako
Synchronized Duet synchronisee duo	1	195.584	USA	
	2	184.234	CAN	
	3	187.992	JPN	
Men/Hommes				
100 M Freestyle/nage libre	1	49.80	USA	Gaines, Ambrose
	2	50.24	AUS	Stockwell, Mark
	3	50.31	SWE	Johansson, Per
200 M Freestyle/nage libre	1	1:47.44	FRG	Gross, Michael
	2	1:49.10	USA	Heath, Michael
	3	1:49.69	FRG	Fahrner, Thomas
400 M Freestyle/nage libre	1	3:51.23	USA	Dicarolo, George
	2	3:51.49	USA	Mykkanen, John
	3	3:51.79	AUS	Lemberg, Justin
1500 M Freestyle/nage libre	1	15:05.20	USA	O'Brien, Michael
	2	15:10.59	USA	Dicarolo, George
	3	15:12.11	FRG	Pfeiffer, Stefan
100 M Backstroke/dos	1	55.79	USA	Carey, Richard
	2	56.35	USA	Wilson, David
	3	56.49	CAN	West, Mike
200 M Backstroke/dos	1	2:00.23	USA	Carey, Richard
	2	2:01.75	FRA	Delcourt, Frederic
	3	2:02.37	CAN	Henning, Cameron
100 M Breaststroke/brasse	1	1:01.65	USA	Lundquist, Steve
	2	1:01.99	CAN	Davis, Victor
	3	1:02.97	AUS	Evans, Peter
200 M Breaststroke/brasse	1	2:13.34	CAN	Davis, Victor
	2	2:15.79	AUS	Beringen, Glenn
	3	2:17.41	SUI	Dagon, Etienne
100 M Butterfly/papillon	1	53.08	FRG	Gross, Michael
	2	53.23	USA	Morales, Pedro
	3	53.85	AUS	Buchanan, Glenn
200 M Butterfly/papillon	1	1:57.04	AUS	Sieben, Jon
	2	1:57.40	FRG	Gross, Michael
	3	1:57.51	VEN	Vidal Castro, Rafael
200 M Individual Medley quatre nages	1	2:01.42	CAN	Baumann, Alex
	2	2:03.05	USA	Morales, Pedro
	3	2:04.38	GBR	Cochran, Neil
400M Individual Medley quatre nages	1	4:17.41	CAN	Baumann, Alex
	2	4:18.45	BRA	Prado, Ricardo
	3	4:20.50	AUS	Woodhouse, Robert
4 X 100 M Medley Relay relais quatre nages	1	3:39.30	USA	
	2	3:43.23	CAN	
	3	3:43.25	AUS	
4 X 100 M Freestyle Relay relais nage libre	1	3:19.03	USA	
	2	3:19.68	AUS	
	3	3:22.69	SWE	
4 X 200 M Freestyle Relay relais nage libre	1	7:15.69	USA	
	2	7:15.73	FRG	
	3	7:24.78	GBR	
Springboard Diving plongeon du tremplin	1	754.41	USA	Louganis, Gregory
	2	662.31	CHN	Tan, Liangde
	3	661.32	USA	Merriott, Ronald
Platform Diving plongeon haut-vol	1	710.91	USA	Louganis, Gregory
	2	643.50	USA	Kimball, Bruce
	3	638.28	CHN	Li, Kongzheng
Water-Polo/water polo	1		YUG	
	2		USA	
	3		FRG	

Medal winners/Medailles

Volleyball/Volley-ball



Event Epreuve	Rank Rang	Result Resultat	Ctry Pays	Name Nom
Women/Feminine	1		CHN	
	2		USA	
	3		JPN	
Men/Masculine	1		USA	
	2		BRA	
	3		ITA	

Weightlifting/Haltérophilie



Event Epreuve	Rank Rang	Result Resultat	Ctry Pays	Name Nom
Flyweight/poids mouche (52 kg)	1	235.0	CHN	Zeng, Guoqiang
	2	235.0	CHN	Zhou, Peishun
	3	232.5	JPN	Manabe, Kazushito
Bantamweight/poids coq (56 kg)	1	267.5	CHN	Wu, Shude
	2	265.0	CHN	Lai, Runming
	3	252.5	JPN	Kotaka, Masahiro
Featherweight poids plume (60 kg)	1	282.5	CHN	Chen, Weiqiang
	2	280.0	ROM	Radu, Gelu
	3	272.5	TPE	Tsai, Wen-Yee
Lightweight poids léger (67.5 kg)	1	320.0	CHN	Yao, Jingyuan
	2	312.5	ROM	Socaci, Andrei
	3	312.5	FIN	Gronman, Jouni
Middleweight poids moyen (75 kg)	1	340.0	FRG	Radschinsky, Karl-Heinz
	2	335.0	CAN	Demers, Jacques
	3	332.5	ROM	Cioroslan, Dragomir
Light-Heavyweight poids mi-lourd (82.5 kg)	1	355.0	ROM	Becheru, Petre
	2	342.5	AUS	Kabbas, Robert
	3	340.0	JPN	Isaoka, Ryoji
Middle-Heavyweight poids moyen lourd (90 kg)	1	392.5	ROM	Vlad, Nicu
	2	360.0	ROM	Petre, Dumitru
	3	352.5	GBR	Mercer, David
First Heavyweight premier poids lour (100 kg)	1	385.0	FRG	Milser, Rolf
	2	382.5	ROM	Gropa, Vasile
	3	367.5	FIN	Niemi, Pekka
Second Heavyweight deuxième poids lour (110 kg)	1	390.0	ITA	Oberburger, Norberto
	2	380.0	ROM	Tasnadi, Stefan
	3	377.5	USA	Carlton, Guy
Super Heavyweight poids super-lourd (110 + kg)	1	412.5	AUS	Lukim, Dinko
	2	410.0	USA	Martinez, Mario
	3	397.5	FRG	Nerlinger, Manfred

Wrestling/Lutte



Event Epreuve	Rank Rang	Result Resultat	Ctry Pays	Name Nom
Freestyle (48 kg)/libre	1		USA	Weaver, Robert
	2		JPN	Irie, Takashi
	3		KOR	Son, Gab-Do
Freestyle (52 kg)/libre	1		YUG	Trstena, Saban
	2		KOR	Kim, Jong-Kyu
	3		JPN	Takada, Yuji
Freestyle (57 kg)/libre	1		JPN	Tomiyama, Hideaki
	2		USA	Davis, Barry
	3		KOR	Kim, Eui-Kon
Freestyle (62 kg)/libre	1		USA	Lewis, Randy
	2		JPN	Akaishi, Kosei
	3		KOR	Lee, Jung-Keun
Freestyle (68 kg)/libre	1		KOR	You, In-Tak
	2		USA	Rein, Andrew
	3		FIN	Rauhala, Jukka
Freestyle (74 kg)/libre	1		USA	Schultz, David
	2		FRG	Knosp, Martin
	3		YUG	Sejdi, Saban
Freestyle (82 kg)/libre	1		USA	Schultz, Mark
	2		JPN	Nagashima, Hideyuki
	3		CAN	Rinke, Chris
Freestyle (90 kg)/libre	1		USA	Banach, Ed
	2		JPN	Ohta, Akira
	3		GBR	Loban, Noel
Freestyle (100 kg)/libre	1		USA	Banach, Lou
	2		SYR	Atiyeh, Joseph
	3		ROM	Puscasu, Vasile
Freestyle (+ 100 kg)/libre	1		USA	Baumgartner, Bruce
	2		CAN	Molle, Bob
	3		TUR	Taskin, Ayhan
Greco-Roman (48 kg) greco-romaine	1		ITA	Maenza, Vincenzo
	2		FRG	Scherer, Markus
	3		JPN	Saito, Ikuzo
Greco-Roman (52 kg) greco-romaine	1		JPN	Miyahara, Atsuji
	2		MEX	Aceves, Daniel
	3		KOR	Bang, Dae-Du
Greco-Roman (57 kg) greco-romaine	1		FRG	Passarelli, Pasquale
	2		JPN	Eto, Masaki
	3		GRE	Holidis, Haralambos

Event Epreuve	Rank Rang	Result Resultat	Ctry Pays	Name Nom
Greco-Roman (62 kg) greco-romaine	1		KOR	Kim, Weon-Kee
	2		SWE	Johansson, Kentolle
	3		SUI	Dietsche, Hugo
Greco-Roman (68 kg) greco-romaine	1		YUG	Lisjak, Vlado
	2		FIN	Sipila, Tapio
	3		USA	Martinez, James
Greco-Roman (74 kg) greco-romaine	1		FIN	Salomaki, Jouko
	2		SWE	Tallroth, Roger
	3		ROM	Rusu, Stefan
Greco-Roman (82 kg) greco-romaine	1		ROM	Draica, Ion
	2		GRE	Thanopoulos, Dimitrios
	3		SWE	Claeson, Soren
Greco-Roman (90 kg) greco-romaine	1		USA	Fraser, Steven
	2		ROM	Matei, Ilie
	3		SWE	Andersson, Frank
Greco-Roman (100 kg) greco-romaine	1		ROM	Andrei, Vasile
	2		USA	Gibson, Greg
	3		YUG	Tertelji, Jozef
Greco-Roman (+ 100 kg) greco-romaine	1		USA	Blatnick, Jeffrey
	2		YUG	Memisevic, Refik
	3		ROM	Dolipschi, Victor

Yachting/Yachting



Event Epreuve	Rank Rang	Result Resultat	Ctry Pays	Name Nom
Windglider	1	27.70	HOL	Van Den Berg, Stephan
	2	46.00	USA	Steele, Randall Scott
	3	46.40	NZL	Kendall, Bruce
Soling	1	33.70	USA	
	2	43.40	BRA	
	3	48.70	CAN	
Flying Dutchman	1	19.70	USA	
	2	22.70	CAN	
	3	48.70	GBR	
Star Class	1	29.70	USA	
	2	41.40	FRG	
	3	43.50	ITA	
Finn	1	34.70	NZL	Coutts, Russell
	2	37.00	USA	Bertrand, John
	3	37.70	CAN	Neilson, Terry
Tornado	1	14.70	NZL	
	2	37.00	USA	
	3	50.40	AUS	
470	1	33.70	ESP	
	2	43.00	USA	
	3	49.40	FRA	
Boardsailing/Women (Exhibition) planche à voile/femmes	1		CAN	March, Karen
	2		USA	Gardner-Nelson, Anne
	3		USA	Livingston, Andrea
Boardsailing/Men (Exhibition) planche à voile/hommes	1		AUS	Wylie, Bruce
	2		USA	Hamm, Darren
	3		AUS	Wilmot, Robert

Baseball/Base-ball (Demonstration Sport)



Event Epreuve	Rank Rang	Result Resultat	Ctry Pays	Name Nom
Men/Masculine	1		JPN	
	2		USA	
	3		TPE	

Tennis/Tennis (Demonstration Sport)



Event Epreuve	Rank Rang	Result Resultat	Ctry Pays	Name Nom
Women/Feminine	1		FRG	Graf, Steffi
	2		YUG	Goles, Sabrina
	3		ITA	Reggi, Raffaella
Men/Masculine	1		FRG	Tanvier, Catherine
	2		SWE	Edberg, Stefan
	3		MEX	Maciel, Francisco
			USA	Arias, James
			ITA	Cane, Paolo

World and Olympic record recapitulation/Récapitulatif des records du monde et des records olympiques

World records/Records du monde

Athletics/Athlétisme



Event Epreuve	Mark Marques	Competitor Competiteur	Previous record Ancien record
Men's 4x100 Relay Relais 4x100m hommes	37.83	USA Sam Graddy Ron Brown Calvin Smith Carl Lewis	37.86, USA, 1983

Shooting/Tir



Event Epreuve	Mark Marques	Competitor Competiteur	Previous record Ancien record
Men's Small-Bore Rifle, Three Positions Carabine de petit calibre homes, trois positions	1173=	Malcolm Cooper (GBR)	1173, Victor Vlasov/URS, 1980

Swimming/Natation



Event Epreuve	Mark Marques	Competitor Competiteur	Previous record Ancien record
Men's 200 Freestyle 200m nage libre hommes	1:47.44	Michael Gross (FRG)	1:47.55, Michael Gross/FRG, 1984
Men's 100 Breaststroke 100m brasse hommes	1:01.65	Steve Lundquist (USA)	1:02.13, John Moffett/ USA, 1984
Men's 200 Breaststroke 200m brasse hommes	2:13.34	Victor Davis (CAN)	2:14.58, Victor Davis/CAN, 1984
Men's 100 Butterfly 100m papillon hommes	53.08	Michael Gross (FRG)	53.38, Pablo Morales/USA, 1984
Men's 200 Butterfly 200m papillon hommes	1:57.04	Jon Sieben (AUS)	1:57.05, Michael Gross/FRG, 1983
Men's 200 Individual Medley 200m 4 nages hommes	2:01.42	Alex Baumann (CAN)	2:02.25, Alex Baumann/CAN, 1982
Men's 400 Individual Medley 400m 4 mages hommes	4:17.41	Alex Baumann (CAN)	4:17.53, Alex Baumann/CAN, 1984
Men's 4x100 Medley Relais 4x100m 4 nages hommes	3:39.90	USA Rick Carey, Steve Lundquist Pablo Morales Ambrose Gaines	3:40.42, USA, 1983
Men's 4x100 Freestyle Relay Relais 4x100m nage libre hommes	3:19.03	USA Christopher Cavanaugh Michael Heath Matthew Biondi Ambrose Gaines	3:19.26, USA, 1983
Men's 4x200 Freestyle Relay Relais 4x200m nage libre hommes	7:18.87*	USA Geoff Gaberino Jeff Larson Bruce Hayes Rich Saeger	7:20.40, FRG, 1982
Men's 4x200 Freestyle Relay Relais 4x200m nage libre hommes	7:15.69	USA Michael Heath David Larson Jeff Float Bruce Hayes	7:18.87, USA, 1984

Olympic Records/Records olympiques

Archery/Tir à l'arc



Event Epreuve	Mark Marques	Competitor Competiteur	Previous record Ancien record
Men's Double FITA Round Double série FITA hommes	2616	Darrell Pace (USA)	2571, Darrell Pace/USA, 1976
Men's 90 Meters, Double Round 90m hommes, double série	601	Darrell Pace (USA)	592, Darrell Pace/USA, 1976
Men's 70 Meters, Double Round 70m hommes, double série	653	Darrell Pace (USA)	834, Darrell Pace/USA, 1976
Men's 50 Meters, Double Round 50m hommes, double série	660	Darrell Pace (USA)	644, Darrell Pace/USA, 1976
Men's 30 Meters, Double Round 30m hommes, double série	702	Darrell Pace (USA)	701, Darrell Pace/USA, 1976
Women's Double FITA Round Double série FITA femmes	2568	Hyang-Soon Seo (KOR)	2499, Luann Ryan/USA, 1976
Women's 70 Meters, Double Round 70m femmes, double série	611	Hyang-Soon Seo (KOR)	589, Valentina Kovpan/URS, 1976
Women's 60 Meters, Double Round 60m femmes, double série	648	Jin-Ho Kim (KOR)	626, Valentina Kovpan/URS, 1976
Women's 50 Meters, Double Round 50m femmes, double série	631	Hyang-Soon Seo (KOR)	618, Luann Ryan/USA, 1976
Women's 30 Meters, Double Round 30m femmes, double série	694	Linjuan Li (CHN)	690, Ketwane Lossaberidze/ URS, 1980

Athletics/Athlétisme



Event Epreuve	Mark Marques	Competitor Competiteur	Previous record Ancien record
Men's 200 Meters 200m hommes	19.80	Carl Lewis (USA)	19.83, Tommie Smith/USA, 1968
Men's 800 Meters 800m hommes	1:43.00	Joaquim Cruz (BRA)	1:43.50, Alberto Juantorena/CUB, 1976
Men's 1500 Meters 1.500m hommes	3:32.53	Sebastian Coe (GBR)	3:34.91, Kip Keino/KEN, 1968
Men's 5000 Meters 5.000m hommes	13:05.59	Said Aouita (MAR)	13:20.34, Brendan Foster/ GBR, 1976
Men's 110 High Hurdles 110m haies hommes	13.24=*	Gregory Foster (USA)	13.24, Rod Milburn/USA, 1972
Men's 100 High Hurdles 100m haies hommes	13.24=*	Gregory Foster (USA)	13.24, Gregory Foster/USA, 1984 and Rod Milburn/USA, 1972
Men's 10 High Hurdles 110m haies hommes	13.20	Roger Kingdom (USA)	13.24, Rod Milburn/USA, 1972 and Gregory Foster/ USA, 1984
Men's 4x100 Relay Relais 4x100m	37.83	USA Sam Graddy Ron Brown Calvin Smith Carl Lewis	38.19, USA, 1972
Men's Decathlon Decathlon hommes	8797	Daley Thompson (GBR)	8617, Bruce Jenner/USA, 1978
Women's 100 Meters 100m femmes	10.97	Evelyn Ashford (USA)	11.01, Annegret Richter/FRG, 1976
Women's 200 Meters 100m femmes	21.81	Valerie Brisco-Hooks (USA)	22.03, Barbel Wockel/GDR, 1980

World and Olympic record recapitulation/Récapitulatif des records du monde et des records olympiques

Event Epreuve	Mark Marques	Competitor Competiteur	Previous record Ancien record
Women's 400 Meters 400m femmes	48.83	Valerie Brisco-Hooks (USA)	48.88, Marita Koch/GDR, 1980
Women's 3000 Meters 3.000m femmes	8:44.38*	Mary Decker (USA)	None-first time event held
Women's 3000 Meters 3.000m femmes	8:43.32*	Maricica Puica (ROM)	8:44.38, Mary Decker/USA, 1984
Women's 3000 Meters 3.000m femmes	8:35.96	Maricica Puica (ROM)	8:43.32, Maricica Puica/ROM, 1984
Women's 400 Hurdles 400m haies femmes	55.97*	Judi Brown (USA)	None-first time event held
Women's 400 Hurdles 400m haies femmes	55.75*	Ann-Louise Skoglund (SWE)	55.97, Judi Brown/USA, 1984
Women's 400 Hurdles 400m haies femmes	55.17*	Ann-Louise Skoglund (SWE)	55.75, Ann-Louise Skoglund/SWE, 1984
Women's 400 Hurdles 400m haies femmes	54.61	Nawal El Moutawakel (MAR)	55.17, Ann-Louise Skoglund/SWE, 1984
Women's 4x400 Relay Relais 4x400m femmes	3:18.29	USA Lillie Leatherwood Sherri Howard Valerie Brisco-Hooks Chandra Cheeseborough	3:19.23, GDR, 1976
Women's High Jump Saut en hauteur femmes	2.00/ 6-6¾	Sara Simeoni (ITA)	1.97/6-5½, Sara Simeoni/ITA, 1980
Women's High Jump Saut en hauteur femmes	2.00/= 6-6¾	Ulrike Meyfarth (FRG)	2.00/6-6¾, Sara Simeoni/ITA, 1984
Women's High Jump Saut en hauteur femmes	2.02/ 6-7½	Ulrike Meyfarth (FRG)	2.00/6-6¾, Ulrike Meyfarth/FRG and Sara Simeoni/ITA, 1984
Women's Javelin Javelot femmes	69.56/ 228-2	Tessa Sanderson (GBR)	68.40/224-5, Maria Colon/CUB, 1980
Women's Heptathlon Heptathlon femmes	5904	Jill Ross-Giffen (CAN)	None-(previously contested as a pentathlon)
Women's Heptathlon Heptathlon femmes	6147	Tineke Hidding (HOL)	5904, Jill Ross-Giffen/CAN, 1984
Women's Heptathlon Heptathlon femmes	6363	Sabine Everts (FRG)	6147, Tineke Hidding/HOL, 1984
Women's Heptathlon Heptathlon femmes	6390	Glynis Nunn (AUS)	6363, Sabine Everts, FRG, 1984

Shooting/Tir



Event Epreuve	Mark Marques	Competitor Competiteur	Previous record Ancien record
Men's Small-Bore Rifle, Prone Position Carabine de petit calibre hommes, position couché	599=	Edward Etzel (USA)	599, held by four others
Men's Small-Bore Rifle, Three Positions Carabine de petit calibre hommes, trois positions	1173=	Malcolm Cooper (GBR)	1173, Victor Vlasov, URS 1980
Men's Air Rifle Carabine à air comprimé hommes	588	Philippe Herberle (FRA)	None-first time event held
Women's Small Bore Rifle, Three Positions Carabine de petit calibre femmes, trois positions	581	Xiaoxuan Wu (CHN)	None-first time event held
Women's Air Rifle Carabine à l'air comprimé femmes	393	Pat Spurgin (USA)	None-first time event held
Women's Pistol Match March au pistolet femmes	585	Linda Thom (CAN) and Ruby Pox (USA)	None-first time event held
Mixed Skeet Shooting Epreuve mixte de skeet	198=	Matthew Dryke (USA)	198, held by six others

Swimming/Natation



Event Epreuve	Mark Marques	Competitor Competiteur	Previous record Ancien record
Men's 100 Freestyle 100m nage libre hommes	49.80	Ambrose Gaines (USA)	49.99, Jim Montgomery/USA, 1976
Men's 200 Freestyle 200m nage libre hommes	1:48.03*	Michael Gross (FRG)	1:49.81, Sergey Koplakov/URS, 1980
Men's 200 Freestyle 200m nage libre hommes	1:47.44	Michael Gross (FRG)	1:48.03, Michael Gross/FRG, 1984
Men's 400 Freestyle 400m nage libre hommes	3:51.23	George Dicarlo (USA)	3:51.31, Vladimir Salnikov/URS, 1980
Men's 400 Freestyle 400m nage libre hommes	3:50.91	Thomas Fahmer (FRG)	3:51.23, George Dicarlo/USA, 1984
Men's 100 Backstroke 100m dos hommes	55.41#	Rick Carey (USA)	55.49, John Naber/USA, 1976
Men's 200 Backstroke 200m dos hommes	1:58.99*	Rick Carey (USA)	1:59.19, John Naber/USA, 1976
Men's 100 Breaststroke 100m brasse hommes	1:02.16*	John Moffett (USA)	1:03.11, John Hencken/USA, 1976
Men's 100 Breaststroke 100m brasse hommes	1:01.65	Steve Lundquist (USA)	1:02.16, John Moffett/USA, 1984
Men's 200 Breaststroke 200m brasse hommes	2:13.34	Victor Davis (CAN)	2:15.11, David Wilkie/GBR, 1976
Men's 100 Butterfly 100m papillon hommes	54.02*	Michael Gross (FRG)	54.27, Mark Spitz/USA, 1972
Men's 100 Butterfly 100m papillon hommes	53.78*	Pablo Morales (USA)	54.02, Michael Gross/FRG, 1984
Men's 100 Butterfly 100m papillon hommes	53.08	Michael Gross (FRG)	53.78, Pablo Morales/USA, 1984
Men's 200 Butterfly 200m papillon hommes	1:59.19*	Pablo Morales (USA)	1:59.23, Mike Bruner/USA, 1976
Men's 200 Butterfly 200m papillon hommes	1:58.72*	Michael Gross (FRG)	1:59.19, Pablo Morales/USA, 1984
Men's 200 Butterfly 200m papillon hommes	1:57.04	Jon Sieben (AUS)	1:58.72, Michael Gross/FRG, 1984
Men's 200 Individual Medley 200m 4 nages hommes	2:05.39*	Neil Cochran (GBR)	2:07.17, Gunnar Larsson/SWE, 1972
Men's 200 Individual Medley 200m 4 nages hommes	2:04.13*	Robin Brew (GBR)	2:05.39, Neil Cochran/GBR, 1984
Men's 200 Individual Medley 200m 4 nages hommes	2:03.60*	Alex Baumann (CAN)	2:04.13, Robin Brew/GBR, 1984
Men's 200 Individual Medley 200m 4 nages hommes	2:01.42	Alex Baumann (CAN)	2:03.60, Alex Baumann/CAN, 1984
Men's 400 Individual Medley 400m 4 nages hommes	4:22.46*	Alex Baumann (CAN)	4:22.89, Aleksander Sidorenko/URS, 1980
Men's 400 Individual Medley 400m 4 nages hommes	4:17.41	Alex Baumann (CAN)	4:22.46, Alex Baumann/CAN, 1984
Men's 4x100 Medley Relay Relais 4x100m 4 nages hommes	3:39.30	USA Rick Carey Steve Lundquist Pablo Morales Ambrose Gaines	3:42.22, USA, 1976

Olympic Best Performances/Meilleurs performances olympiques

Athletics/Athlétisme



Event Epreuve	Mark Marques	Competitor Competiteur	Previous record Ancien record
Men's Marathon Marathon hommes	2:09.21	Carlos Lopes (POR)	2:09.55, Waldemar Cierpinski/GDR, 1976
Men's 20 Km Walk 20km marche hommes	1:23.13	Ernesto Canto (MEX)	1:23:36, Maurizio Damilano/ITA, 1980
Men's 50 Km Walk 50km marche hommes	3:47.26	Raul Gonzalez (MEX)	3:49.24, Hartwig Gauder/ GDR, 1980
Women's Marathon Marathon femmes	2:24.52	Joan Benoit (USA)	None-first time event held

Notations/Notes

- * = Record set in non-final/Record non établi au tours d'une finale
- # = Record set as leadoff leg in relay/Record établi au tours d'une finale
- = = World or Olympic record equaled/Record du monde ou olympique égalé

Record Summary/Recapitulation des Records

Olympic Records/Records olympiques:	81
Olympic Best Performances/Meilleurs performances olympiques:	4
Olympic Records Equaled/Records olympiques égalés:	9
World Records/Records du monde:	12
World Records Equaled/Records du monde égalés:	1
Total:	107

Event Epreuve	Mark Marques	Competitor Competiteur	Previous record Ancien record
Men's 4 x 100 Freestyle Relay Relais 4x100 m 4 nage libre hommes	3:24.69*	FRG Dirk Korthals Alexander Schowtka Nicolai Klapkarek Andreas Schmidt	3:26.42, USA, 1972
Men's 4x100 Freestyle Relay Relais 4x100m 4 nage libre hommes	3:23.86*	SWE Richard Milton Michael Soderlund Mikael Orn Per Johanssen	3:24.69, FRG, 1984
Men's 4x100 Freestyle Relay Relais 4x100m 4 nage libre hommes	3:19.94*	AUS Neil Brooks Gregory Fasala Michael Delany Mark Stockwell	3:23.86, SWE, 1984
Men's 4x100 Freestyle Relay Relais 4x100m 4 nage libre hommes	3:19.03	USA Christopher Cavanaugh Michael Heath Matthew Biondi Ambrose Gaines	3:19.94, AUS, 1984
Men's 4x200 Freestyle Relay Relais 4x200m 4 nage libre hommes	7:18.87*	USA Geoff Gaberino David Larson Bruce Hayes Richard Saeger	7:23.22, USA, 1976
Men's 4x200 Freestyle Relay Relais 4x200m 4 nage libre hommes	7:15.69	USA Michael Heath David Larson Jeffrey Float Bruce Hayes	7:18.87, USA, 1984
Women's 400 Freestyle 400m nage libre femmes	4:07.10	Tiffany Cohen (USA)	4:08.76, Ines Diers/GDR, 1980
Women's 800 Freestyle 800m nage libre femmes	8:24.95	Tiffany Cohen (USA)	8:28.90, Michelle Ford/ AUS, 1980
Women's 100 Breaststroke 100m brasse femme	1:09.88*	Petra Van Staveren (HOL)	1:10.11, Ute Geweniger/GDR, 1980
Women's 100 Butterfly 100m papillon femmes	59.05*	Mary T. Meagher (USA)	1:00.13, Kornelia Ender/ GDR, 1976
Women's 200 Butterfly 200m papillon femmes	2:06.90	Mary T. Meagher (USA)	2:10.44, Ines Geissler/GDR, 1980
Women's 200 Individual Medley 200m 4 nages femmes	2:19.17*	Christiane Pielke (FRG)	2:23.07, Shane Gould/AUS 1972
Women's 200 Individual Medley 200m 4 nages femmes	2:16.29*	Nancy Hogshead (USA)	2:19.17, Christine Pielke/ FRG, 1984
Women's 200 Individual Medley 200m 4 nages femmes	2:14.47*	Tracy Caulkins (USA)	2:16.29, Nancy Hogshead/USA, 1984
Women's 200 Individual Medley 200m 4 nages femmes	2:12.64	Tracy Caulkins (USA)	2:14.47, Tracy Caulkins/USA, 1984

Weightlifting/Haltérophilie




Event Epreuve	Mark Marques	Competitor Competiteur	Previous record Ancien record
Bantamweight Snatch Lift Arraché poids coq	125.0 kg/ 276 lbs. =	Runming Lai (CHN)	125.0kg/276 lbs., Daniel Nunez/CUB, 1980
Middleweight Total Lifts Total poids moyen	392.5 kg/ 865 lbs.	Nicu Vlad (ROM)	360.0kg/794 lbs., Assen Zlatev/BUL, 1980
Middleweight Clean and Jerk Lift Epaulé jeté poids moyen	172.5 kg/ 380 lbs.	Nicu Vlad (ROM)	160.0 kg/353 lbs., Assen Zlatev/BUL, 1980
Middleweight Snatch Lift Arraché poids moyen	220.0 kg/ 485 lbs.	Nicu Vlad (ROM)	200.0 kg/441 lbs., Aleksandr Pervy/URS, 1980
First Heavyweight Clean&Jerk Lift Epaulé jeté poids mi- lourd	2 17.5 kg/ 480 lbs. =	Vasile Gropa (ROM) and Rolf Milser (FRG)	217.5kg/480 lbs., Michael Henning, GDR, 1980

Summary of attendance by sport/Récapitulatif du nombre de spectateurs. Ventilation par sport


Competition sites/Les sites de compétition

 El Dorado Park, Long Beach, 4,500	 Titan Gymnasium, California State University, Fullerton, 3,300
 The Los Angeles Memorial Coliseum, 92,516	 Weingart Stadium, East Los Angeles College, Monterey Park, 20,000
 Dodger Stadium, Los Angeles 56,000	 Eagles' Nest Arena, California State University, Los Angeles, 4,300
 The Forum, Inglewood, 17,500	 Coto de Caza, Orange County, 7,700
 The Los Angeles Memorial Sports Arena, 15,700	 Lake Casitas, Ventura County, 10,000
 Lake Casitas, Ventura County, 10,000	 Olympic Shooting Range, Prado Recreational Area, Chino, 5,000
 Olympic Velodrome, California State University Dominguez Hills, 8,400	 Olympic Swim Stadium, University of Southern California, Los Angeles, 16,500
 Mission Viejo	 Raleigh Runnels Memorial Pool, Pepperdine University, Malibu, 5,000
 Artesia Freeway	 Los Angeles Tennis Center, University of California, Los Angeles, 7,000
 Santa Anita Park, Arcadia, 33,500	 The Long Beach Arena, 12,033
 Fairbanks Ranch, Rancho Santa Fe, 50,000	 Albert Gersten Pavilion, Loyola Marymount University, Westchester, 4,500
 Long Beach Convention Center, 4,000	 Anaheim Convention Center, 7,000
 Rose Bowl, Pasadena, 103,300	 Long Beach Shoreline Marina and Harbor
 Harvard Stadium, Cambridge, Mass., 37,289	 Los Angeles Memorial Coliseum, Los Angeles, 92,516
 Navy-Maritime Corps Memorial Stadium, Annapolis, Md., 30,000	
 Stanford Stadium, Calif., 84,892	
 Pauley Pavilion, University of California, Los Angeles, 10,800	

Archery/Tir à l'arc


	August 8/08 Août	Morning/matin	4,500
		Evening/soir	4,500
		Total/totale	9,000
August 9/09 Août	Morning/matin	4,500	
	Evening/soir	4,500	
	Total/totale	9,000	
August 10/10 Août	Morning/matin	4,500	
	Evening/soir	4,500	
	Total/totale	9,000	
August 11/11 Août	Morning/matin	4,500	
	Evening/soir	4,500	
	Total/totale	9,000	
	Total/totale	36,000	

Athletics/Athlétisme


	August 3/03 Août	Morning/matin	52,622
		Evening/soir	58,505
		Total/totale	111,127
August 4/04 Août	Morning/matin	67,203	
	Evening/soir	88,562	
	Total/totale	155,765	
August 5/05 Août	Morning/matin	77,083*	
	Evening/soir	85,239	
	Total/totale	162,342	
August 6/06 Août	Morning/matin	51,903	
	Evening/soir	85,870	
	Total/totale	137,773	
August 8/08 Août	Morning/matin	70,981	
	Evening/soir	80,909	
	Total/totale	151,890	
August 9/09 Août	One Session	84,426	
August 10/10 Août	Morning/matin	73,765	
	Evening/soir	85,149	
	Total/totale	158,914	
August 11/11 Août	Morning/matin	76,387	
	Evening/soir	90,861	
	Total/totale	167,248	
	Total/totale	1,129,485	

*Estimated 60,000 viewed women's marathon along route (not included in total)
 Environ 60 000 personnes encourageaient les concurrentes du marathon le long du parcours

Baseball/Base-ball

	July 31/31 Juillet	52,319
	August 1/1 Août	39,120
	August 2/2 Août	48,491
	August 3/3 Août	33,443
	August 4/4 Août	53,505
	August 5/5 Août	48,922
	August 6/6 Août	54,521
	August 7/7 Août	55,235
	Total/totale	385,556

Basketball/Basket-ball

	July 29/29 Juillet	1st session/1ère session	10,063
		2nd session/2ème session	13,248
		Total/totale	23,311
July 30/30	1st session/1ère session	8,943	
	2nd session/2ème session	6,738	
	Total/totale	15,681	
July 31/31 Juillet	1st session/1ère session	7,538	
	2nd session/2ème session	12,081	
	Total/totale	19,619	
August 1/01 Août	1st session/1ère session	8,298	
	2nd session/2ème session	12,799	
	Total/totale	21,097	
August 2/02 Août	1st session/1ère session	6,441	
	2nd session/2ème session	11,965	
	Total/totale	18,406	
August 3/03 Août	1st session/1ère session	7,532	
	2nd session/2ème session	12,692	
	Total/totale	20,224	
August 4/04 Août	1st session/1ère session	13,574	
	2nd session/2ème session	12,064	
	Total/totale	25,638	
August 5/05 Août	1st session/1ère session	12,475	
	2nd session/2ème session	11,851	
	Total/totale	24,326	
August 6/06 Août	1st session/1ère session	10,432	
	2nd session/2ème session	12,876	
	Total/totale	23,308	
August 7/07 Août		11,280	
August 8/08 Août	1st session/1ère session	10,083	
	2nd session/2ème session	7,660	
	Total/totale	17,743	
August 9/09 Août	1st session/1ère session	11,060	
	2nd session/2ème session	9,473	
	Total/totale	20,533	
August 10/10 Août	1st session/1ère session	9,970	
	2nd session/2ème session	15,067	
	Total/totale	25,037	
	Total/totale	363,093	

Boxing/Boxe



July 29/29 Juillet	Morning/matin Evening/soir Total/totale	7,365 7,644 15,009
July 30/30 Juillet	Morning/matin Evening/soir Total/totale	5,541 6,555 12,096
July 31/31 Juillet	Morning/matin Evening/soir Total/totale	6,254 5,896 12,150
August 1/01 Août	Morning/matin Evening/soir Total/totale	5,610 6,794 12,404
August 2/02 Août	Morning/matin Evening/soir Total/totale	6,565 7,930 14,495
August 3/03 Août	Morning/matin Evening/soir Total/totale	5,849 9,272 15,121
August 4/04 Août	Morning/matin Evening/soir Total/totale	9,224 10,550 19,774
August 5/05 Août	Morning/matin Evening/soir Total/totale	9,814 11,026 20,840
August 6/06 Août	Morning/matin Evening/soir Total/totale	8,765 12,876 19,909
August 7/07 Août	Morning/matin Evening/soir Total/totale	10,919 8,657 19,576
August 8/08 Août	Morning/matin Evening/soir Total/totale	11,194 9,248 20,442
August 9/09 Août	Morning/matin Evening/soir Total/totale	8,417 11,729 20,146
August 11/11 Août	Morning/matin Evening/soir Total/totale	12,591 16,353 28,944
	Total/totale	230,906

Canoeing/Canoë/Kayak



August 6/06 Août	8,769
August 7/07 Août	7,896
August 8/08 Août	7,486
August 9/09 Août	8,966
August 10/10 Août	11,027
August 11/11 Août	10,000
Total/totale	54,144

Cycling/Cyclisme



Road Events	
July 29/29 Juillet	200,000+
August 5/05 Août	75,000+
Total/totale	275,000
Track Events	
July 30/30 Juillet	8,400
July 31/31 Juillet	8,400
August 1/01 Août	8,400
August 2/02 Août	8,400
August 3/03 Août	8,400
Total/totale	42,000

+ California Highway Patrol estimates
+ Estimations de la Police de la Route de l'Etat de Californie

Equestrian/Equestres



July 29/29 Juillet	22,013
July 30/30 Juillet	16,789
August 1/01 Août	50,000*
August 3/03 Août	27,502
August 4/04 Août	28,806
August 7/07 Août	31,046
August 8/08 Août	22,472
August 9/09 Août	23,218
August 10/10 Août	27,622
August 12/12 Août	32,904
Total/totale	282,372

*Fairbanks Ranch

Fencing/Escime



August 1/01 Août	2,900	
August 2/02 Août	2,900	
August 3/03 Août	Preliminaries/preliminaires Finals/finales Totals/totale	2,900 3,000 5,900
August 4/04 Août	Preliminaries/preliminaires Finals/finales Totals/totale	1,980 3,000 4,980
August 5/05 Août	Preliminaries/preliminaires Finals/finales Totals/totale	1,961 3,000 4,961
August 7/07 Août	4,300	
August 8/08 Août	3,000	
August 9/09 Août	4,000	
August 10/10 Août	4,000	
August 11/11 Août	3,500	
Total/totale	40,441	

Football/Football



July 29/29 Juillet	Annapolis Cambridge Stanford Pasadena Total/totale	25,000 29,240 78,265 37,430 169,935
July 30/30 Juillet	Annapolis Cambridge Stanford Pasadena Total/totale	23,228 15,010 15,730 40,799 94,767
July 31/31 Juillet	Annapolis Cambridge Stanford Pasadena Total/totale	14,508 27,832 20,645 63,624 126,609
August 1/01 Août	Annapolis Cambridge Stanford Pasadena Total/totale	19,243 18,226 75,239 36,909 149,617
August 2/02 Août	Annapolis Cambridge Stanford Pasadena Total/totale	28,114 17,529 54,973 41,291 141,907
August 3/03 Août	Annapolis Cambridge Stanford Pasadena Total/totale	24,430 28,621 26,242 49,355 128,648
August 5/05 Août	Stanford Pasadena Total/totale	67,039 66,228 133,267
August 6/06 Août	Stanford Pasadena Total/totale	36,150 58,439 94,589
August 8/08 Août	Stanford Pasadena Total/totale	63,642 97,451 181,093
August 10/10 Août	Pasadena	100,374
August 11/11 Août	Pasadena	101,799
Total/totale		1,422,605

Summary of attendance by sport/Récapitulatif du nombre de spectateurs. Ventilation par sport

Gymnastics/Gymnastique



Artistic			
July 29/29 Juillet	1st Session/1ère session	7,249	
	2nd Session/2ème session	7,250	
	3rd Session/3ème session	7,503	
	Total/totale	22,002	
<hr/>			
July 30/30 Juillet	1st Session/1ère session	8,679	
	2nd Session/2ème session	7,872	
	Total/totale	16,551	
<hr/>			
July 31/31 Juillet	1st Session/1ère session	7,382	
	2nd Session/2ème session	9,356	
	Total/totale	16,738	
<hr/>			
August 1 /01 Août	1st Session/1ère session	8,325	
	2nd Session/2ème session	9,605	
	Total/totale	17,930	
<hr/>			
August 2/02 Août		9,732	
<hr/>			
August 3/03 Août		9,023	
<hr/>			
August 4/04 Août		8,997	
<hr/>			
August 5/05 Août		9,160	
<hr/>			
	Total/totale	110,133	
<hr/>			
Rhythmic			
August 9/09 Août		9,111	
<hr/>			
August 10/10 Août		8,872	
<hr/>			
August 11/11 Août		9,113	
<hr/>			
	Total/totale	27,096	

Handball/Handball



July 31/31 Juillet	Morning/matin	3,350	
	Evening/soir	3,702	
	Total/totale	7,052	
<hr/>			
August 1/01 Août		3,305	
<hr/>			
August 2/02 Août	Afternoon/apres-midi	3,290	
	Evening/soir	3,276	
	Total/totale	6,566	
<hr/>			
August 3/03 Août		3,276	
<hr/>			
August 4/04 Août	Morning/matin	3,234	
	Evening/soir	3,318	
	Total/totale	6,552	
<hr/>			
August 5/05 Août		3,287	
<hr/>			
August 6/06 Août	Morning/matin	3,304	
	Evening/soir	3,255	
	Total/totale	6,559	
<hr/>			
August 7/07 Août		3,310	
<hr/>			
August 8/08 Août	Morning/matin	3,313	
	Evening/soir	3,288	
	Total/totale	6,601	
<hr/>			
August 9/09 Août		3,286	
<hr/>			
August 10/10 Août	Morning/matin	3,310	
	Evening/soir	3,290	
	Total/totale	6,600	
<hr/>			
August 11/11 Août	Finals/finales	12,958*	
<hr/>			
Total/totale		69,352	

*The Forum, Inglewood

Hockey/Hockey



July 30/30 Juillet		4,327	
<hr/>			
July 31/31 Juillet	Morning/matin	3,538	
	Evening/soir	3,338	
	Total/totale	6,876	
<hr/>			
August 1/01 Août	Morning/matin	2,594	
	Evening/soir	4,735	
	Total/totale	7,329	
<hr/>			
August 2/02 Août	Morning/matin	3,976	
	Evening/soir	3,055	
	Total/totale	7,031	
<hr/>			
August 3/03 Août	Morning/matin	3,402	
	Evening/soir	5,062	
	Total/totale	8,464	
<hr/>			
August 4/04 Août	Morning/matin	9,672	
	Evening/soir	10,300	
	Total/totale	19,972	
<hr/>			
August 5/05 Août	Morning/matin	3,661	
	Evening/soir	8,916	
	Total/totale	12,577	
<hr/>			
August 6/06 Août	Morning/matin	3,756	
	Evening/soir	5,166	
	Total/totale	8,922	
<hr/>			
August 7/07 Août	Morning/matin	5,463	
	Evening/soir	8,350	
	Total/totale	13,813	
<hr/>			
August 8/08 Août		8,237	
<hr/>			
August 9/09 Août	Morning/matin	3,545	
	Evening/soir	12,331	
	Total/totale	15,876	
<hr/>			
August 10/10 Août	Morning/matin	4,612	
	Evening/soir	7,693	
	Total/totale	12,305	
<hr/>			
August 11/11 Août		16,731	
<hr/>			
	Total/totale	150,732	

Judo/Judo



August 4/04 Août		4,300	
<hr/>			
August 5/05 Août		4,300	
<hr/>			
August 6/06 Août		4,300	
<hr/>			
August 7/07 Août		4,300	
<hr/>			
August 8/08 Août		4,300	
<hr/>			
August 9/09 Août		4,300	
<hr/>			
August 10/10 Août		4,300	
<hr/>			
August 11/11 Août		4,300	
<hr/>			
	Total/totale	34,400	

Modern Pentathlon/Pentathlon moderne



July 29/29 Juillet	Equestrian/equestres	6,227	
<hr/>			
July 30/30 Juillet	Fencing/escrime	1,855	
<hr/>			
July 31/31 Juillet	Swimming/natation	4,500*	
<hr/>			
August 1/01 Août	Shooting/tir	2,508	
<hr/>			
	Cross-Country Run/athlétisme	6,498	
<hr/>			
	Total/totale	21,588	

*Heritage Park, Irvine

Rowing/Aviron



July 30/30 Juillet		7,000	
<hr/>			
July 31/31 Juillet		8,973	
<hr/>			
August 1/01 Août		7,437	
<hr/>			
August 2/02 Août		9,732	
<hr/>			
August 3/03 Août		11,243	
<hr/>			
August 4/04 Août		12,000	
<hr/>			
August 5/05 Août		12,000	
<hr/>			
	Total/totale	68,385	

Shooting/Tir



July 29/29 Juillet	4,000
July 30/30 Juillet	3,500
July 31/31 Juillet	3,461
August 01/01 Août	3,000
August 2/02 Août	3,645
August 3/03 Août	2,628
August 4/04 Août	4,592
Total/totale	24,826

Swimming/Natation



July 29/29 Juillet	Preliminaries/preliminaires	10,366
	Finals/finales	10,690
	Total/totale	21,056
July 30/30 Juillet	Preliminaries/preliminaires	9,660
	Finals/finales	10,923
	Total/totale	20,583
July 31/31 Juillet	Preliminaries/preliminaires	9,742
	Finals/finales	11,047
	Total/totale	20,789
August 2/02 Août	Preliminaries/preliminaires	11,088
	Finals/finales	11,826
	Total/totale	22,914
August 3/03 Août	Preliminaries/preliminaires	10,680
	Finals/finales	11,764
	Total/totale	22,444
August 4/04 Août	Preliminaries/preliminaires	11,227
	Finals/finales	12,110
	Total/totale	23,337
Total/totale		131,123

Synchronized Swimming/Nage synchronisee



August 6/06 Août	12,000
August 9/09 Août	11,770
August 10/10 Août	8,274
August 12/12 Août	10,787
Total/totale	42,831

Diving/Plongeon



August 5/05 Août	Morning/matin	12,103
	Evening/soir	11,434
	Total/totale	23,537
August 6/06 Août		12,418
August 7/07 Août	Morning/matin	12,203
	Evening/soir	11,516
	Total/totale	23,719
August 8/08 Août		12,871
August 9/09 Août	Morning/matin	9,140
	Evening/soir	9,838
	Total/totale	18,978
August 10/10 Août		10,062
August 11/11 Août	Morning/matin	9,972
	Evening/soir	10,107
	Total/totale	20,079
August 12/12 Août		10,278
Total/totale		131,942

Water Polo/Water-polo



August 1/01 Août	1st Session/1ère session	3,094
	2nd Session/2ème session	3,328
	3rd Session/3ème session	3,026
	Total/totale	9,448
August 2/02 Août	1st Session/1 ère session	3,202
	2nd Session/2ème session	3,202
	3rd Session/3ème session	2,998
	Total/totale	9,502
August 3/03 Août	1st Session/1 ère session	3,311
	2nd Session/2ème session	3,383
	3rd Session/3ème session	3,753
	Total/totale	10,447
August 6/06 Août	1st Session/1 ère session	3,419
	2nd Session/2ème session	3,641
	3rd Session/3ème session	3,708
	Total/totale	10,768
August 7/07 Août	1st Session/1 ère session	3,354
	2nd Session/2ème session	3,371
	3rd Session/3ème session	3,667
	Total/totale	10,392
August 9/09 Août	1st Session/1 ère session	3,662
	2nd Session/2ème session	3,844
	3rd Session/3ème session	3,834
	Total/totale	11,340
August 10/10 Août	1st Session/1 ère session	3,662
	2nd Session/2ème session	3,763
	3rd Session/3ème session	4,153
	Total/totale	11,578
Total/totale		73,475

Tennis/Tennis



August 6/06 Août	5,000
August 7/07 Août	4,941
August 8/08 Août	5,132
August 9/09 Août	5,555
August 10/10 Août	5,075
August 11/11 Août	5,483
Total/totale	31,186

Volleyball/Volley-ball



July 29/29 Juillet	1st Session/1 ère session	12,033
	2nd Session/2ème session	12,033
	Total/totale	24,066
July 30/30 Juillet	1st Session/1 ère session	8,588
	2nd Session/2ème session	9,357
	Total/totale	17,945
July 31/31 Juillet	1st Session/1 ère session	8,262
	2nd Session/2ème session	9,495
	Total/totale	17,757
August 1/01 Août	1st Session/1 ère session	12,033
	2nd Session/2ème session	12,033
	Total/totale	24,066
August 2/02 Août	1st Session/1 ère session	12,033
	2nd Session/2ème session	12,033
	Total/totale	24,066
August 3/03 Août	1st Session/1 ère session	12,033
	2nd Session/2ème session	12,033
	Total/totale	24,066
August 4/04 Août	1st Session/1 ère session	12,033
	2nd Session/2ème session	12,033
	Total/totale	24,066
August 5/05 Août	1st Session/1 ère session	12,033
	2nd Session/2ème session	12,033
	Total/totale	24,066
August 6/06 Août	1st Session/1 ère session	12,033
	2nd Session/2ème session	12,033
	Total/totale	24,066
August 7/07 Août	1st Session/1 ère session	12,033
	2nd Session/2ème session	12,033
	3rd Session/3ème session	12,033
	Total/totals	36,099
August 8/08 Août	1st Session/1 ère session	12,033
	2nd Session/2ème session	12,033
	Total/totale	24,066
August 10/10 Août		12,033
August 11/11 Août	1st Session/1 ère session	12,033
	2nd Session/2ème session	12,033
	Total/totale	24,066
Total/totale		300,428

Summary of attendance by sport/Récapitulatif du nombre de spectateurs. Ventilation par sport

Weightlifting/Haltérophilie



July 29/29 Juillet	Group/groupe A	1,571
	Group/groupe B	1,189
	Total/totale	2,760
July 30/30 Juillet	Group/groupe A	1,291
	Group/groupe B	1,297
	Total/totale	2,588
July 31/31 Juillet	Group/groupe A	1,347
	Group/groupe B	1,316
	Total/totale	2,663
August 1/01 Août	Group/groupe A	2,142
	Group/groupe B	1,661
	Total/totale	3,803
August 2/02 Août	Group/groupe A	2,744
	Group/groupe B	2,428
	Total/totale	5,172
August 4/04 Août	Group/groupe A	2,720
	Group/groupe B	2,526
	Total/totale	5,246
August 5/05 Août	Group/groupe A	2,946
	Group/groupe B	2,740
	Total/totale	5,686
August 6/06 Août	Group/groupe A	2,865
	Group/groupe B	2,557
	Total/totale	5,422
August 7/07 Août	Group/groupe A	3,087
	Group/groupe B	2,622
	Total/totale	5,709
August 8/08 Août	Group/groupe A	3,327
	Total/totale	42,376

Wrestling/Lutte



Greco-Roman		
July 30/30 Juillet	1st Session/1 ^{ère} session	3,528
	2nd Session/2 ^{ème} session	3,669
	Total/totale	7,197
July 31/31 Juillet	1st Session/1 ^{ère} session	3,366
	2nd Session/2 ^{ème} session	3,727
	Total/totale	7,193
August 1/01 Août	1st Session/1 ^{ère} session	3,596
	2nd Session/2 ^{ème} session	4,850
	Total/totale	8,446
August 2/02 Août	1st Session/1 ^{ère} session	4,600
	2nd Session/2 ^{ème} session	5,053
	Total/totale	9,653
August 3/03 Août	1st Session/1 ^{ère} session	4,130
	2nd Session/2 ^{ème} session	5,688
	Total/totale	9,818
Totale/totale		42,307
Freestyle		
August 7/07 Août	1st Session/1 ^{ère} session	4,883
	2nd Session/2 ^{ème} session	5,638
	Total/totale	10,521
August 8/08 Août	1st Session/1 ^{ère} session	5,151
	2nd Session/2 ^{ème} session	5,281
	Total/totale	10,432
August 9/09 Août	1st Session/1 ^{ère} session	4,979
	2nd Session/2 ^{ème} session	5,680
	Total/totale	10,659
August 10/10 Août	1st Session/1 ^{ère} session	4,979
	2nd Session/2 ^{ème} session	5,510
	Total/totale	10,489
August 11/11 Août	1st Session/1 ^{ère} session	4,989
	2nd Session/2 ^{ème} session	5,600
	Total/totale	10,589
Total/totale		52,690

Yachting/Yachting



Attendance Not Kept/Pas de recensement du nombre de spectateurs

Opening Ceremonies/Ceremonies d'Overture



July 28/28 Juillet 92,655

Closing Ceremonies/Ceremonies de Cloture



August 12/12 Août 92,655*

*Estimated 250,000 viewed men's marathon along route
Environ 250 000 personnes encourageaient les concurrentes du marathon le long du parcours

Summary of delegation composition by NOC/Récapitulatif de la composition des délégations. Ventilation par CNO

Country Pays	Athletes/Athlètes			Officials/Officiels			Delegation Délégation	Total Totale	Extra Officiels en plus
	Men Hommes	Women Femmes	Total	Men Hommes	Women Femmes	Total			
AHO	3	5	8	7	1	8	16	0	
ALG	32	0	32	16	0	16	48	0	
AND	2	0	2	4	0	4	6	0	
ANT	9	4	13	8	1	9	22	0	
ARG	76	11	87	39	1	40	127	0	
AUS	71	75	246	72	20	92	338	6	
AUT	70	32	102	56	7	63	165	0	
BAH	17	5	22	14	2	16	38	0	
BAN	1	0	1	2	0	2	3	0	
BAR	13	3	16	11	1	12	28	0	
BEL	51	16	67	35	10	45	112	0	
BEN	3	0	3	2	0	2	5	0	
BER	11	1	12	8	1	9	21	0	
BHU	3	3	6	4	1	5	11	0	
BIR	1	0	1	2	0	2	3	0	
BIZ	11	0	11	6	0	6	17	0	
BOL	10	2	12	4	0	4	16	0	
BOT	7	0	7	2	0	2	9	0	
BRA	28	23	151	67	3	70	221	1	
BRN	10	0	10	12	0	12	22	0	
CAF	2	0	2	4	0	4	6	0	
CAN	283	56	439	135	37	172	611	38	
CAY	7	1	8	5	1	6	14	0	
CGO	9	1	10	11	0	11	21	8	
CHA	3	0	3	4	0	4	7	0	
CHI	55	2	57	36	0	36	93	0	
CHN	133	86	219	103	18	121	340	0	
CIV	11	1	12	14	1	15	27	0	
CMR	45	4	49	25	2	27	76	0	
COL	34	3	37	23	1	24	61	0	
CRC	27	1	28	18	0	18	46	0	
CYP	10	0	10	8	0	8	18	0	
DEN	49	14	63	37	6	43	106	0	
DJI	3	0	3	7	0	7	10	0	
DOM	35	4	39	25	1	26	65	0	
ECU	9	1	10	9	2	11	21	0	
EGY	108	6	114	43	1	44	158	0	
ESA	9	1	10	7	0	7	17	0	
ESP	168	17	185	73	12	85	270	8	
FIJ	12	3	15	8	0	8	23	0	
FIN	75	13	88	45	3	48	136	0	
FRA	193	50	243	122	11	133	376	27	
FRG	268	126	394	136	23	159	553	61	
GAB	2	2	4	4	1	5	9	0	
GAM	4	3	7	4	0	4	11	0	
GBR	231	107	338	136	40	176	514	21	
GEQ	5	0	5	2	0	2	7	0	
GHA	16	7	23	10	1	11	34	0	
GRE	46	5	51	9	0	9	60	0	
GRN	6	1	7	5	0	5	12	0	
GUA	20	4	24	24	1	25	49	1	
GUI	3	0	3	1	0	1	4	0	
GUY	5	1	6	8	1	9	15	1	
HAI	2	2	4	2	0	2	6	0	
HKG	36	12	48	19	1	20	68	0	
HOL	72	55	127	56	11	67	194	0	
HON	9	3	12	8	1	9	21	0	
INA	14	2	16	13	0	13	29	0	
IND	43	5	48	27	0	27	75	0	
IRL	28	15	43	24	8	32	75	0	
IRQ	24	0	24	13	1	14	38	0	
ISL	29	3	32	15	0	15	47	0	
ISR	23	8	31	29	2	31	62	0	
ISV	30	3	33	21	2	23	56	0	
ITA	256	49	305	182	7	189	494	72	
IVB	9	0	9	6	0	6	15	0	
JAM	31	14	45	17	2	19	64	0	
JOR	11	1	12	9	1	10	22	0	
JPN	194	53	247	103	12	115	362	5	
KEN	54	6	60	23	1	24	84	0	
KOR	137	67	204	105	7	112	316	18	
KUW	23	0	23	10	0	10	33	0	
LBA	0	0	0	0	0	0	0	0	
LBR	7	2	9	5	0	5	14	0	
LES	4	0	4	6	0	6	10	1	
LIB	20	1	21	13	1	14	35	0	
LIE	5	2	7	7	0	7	14	0	
LUX	4	1	5	6	0	6	11	0	
MAD	4	0	4	6	0	6	10	0	
MAL	20	1	21	15	1	16	37	0	
MAR	38	2	40	21	0	21	61	0	
MAW	15	0	15	4	0	4	19	0	
MEX	79	20	99	79	3	82	181	0	
MLI	4	0	4	3	0	3	7	0	
MLT	6	2	8	6	1	7	15	0	
MON	8	0	8	7	1	8	16	0	
MOZ	8	1	9	5	0	5	14	0	
MRI	3	1	4	3	0	3	7	0	
MTN	4	0	4	3	0	3	7	0	
NCA	25	0	25	21	0	21	46	0	
NEP	11	0	11	4	0	4	15	0	
NGR	31	2	33	17	2	19	52	2	
NGU	4	3	7	4	0	4	11	0	
NIG	3	0	3	6	0	6	9	0	
NOR	84	20	104	45	6	51	155	4	
NZL	98	32	130	42	11	53	183	0	
OMA	16	0	16	12	0	12	28	0	
PAK	29	0	29	15	1	16	45	0	
PAN	7	1	8	9	3	12	20	0	
PAR	14	0	14	5	0	5	19	0	
PER	20	18	38	6	1	7	45	0	
P H I	16	4	20	22	1	23	43	0	
POR	30	9	39	19	3	22	61	0	
P U R	43	8	51	37	3	40	91	3	
OAT	27	0	27	16	0	16	43	0	
ROM	72	53	125	37	6	43	168	0	
RWA	2	1	3	1	0	1	4	0	
SAM	8	0	8	5	2	7	15	0	
SAU	40	0	40	25	0	25	65	2	
SEN	23	1	24	25	1	26	50	6	
SEY	8	1	9	3	0	3	12	0	
SIN	5	0	5	5	0	5	10	0	
SLE	6	1	7	3	0	3	10	0	
SMR	18	1	19	9	2	11	30	0	
SOL	3	0	3	4	0	4	7	0	
SOM	7	0	7	4	0	4	11	0	
SRI	4	0	4	2	0	2	6	0	
SUD	5	0	5	8	0	8	13	0	
SUI	102	27	129	44	7	51	180	2	
SUR	5	0	5	7	1	8	13	0	
SWE	134	42	176	74	12	86	262	0	
SWZ	8	0	8	4	0	4	12	0	
SYR	7	0	7	4	0	4	11	0	
TAN	16	2	18	16	0	16	34	0	
THA	25	10	35	27	0	27	62	0	
TOG	6	0	6	3	0	3	9	0	
TON	7	0	7	7	0	7	14	0	
TPE	51	8	59	26	4	30	89	0	
TRI	11	5	16	10	1	11	27	0	
TUN	22	1	23	20	0	20	43	0	
TUR	46	1	47	17	0	17	64	0	
UAE	7	0	7	4	0	4	11	0	
UGA	24	2	26	8	0	8	34	0	
URU	18	1	19	17	1	18	37	0	
USA	371	194	565	154	60	214	779	8	
VEN	25	1	26	21	2	23	49	0	
YAR	2	0	2	4	0	4	6	0	
YUG	107	36	143	46	3	49	192	0	
ZAI	7	1	8	6	0	6	14	0	
ZAM	16	0	16	5	0	5	21	0	
ZIM	13	3	16	10	0	10	26	0	
Totals	5,458	1,620	7,078	3,288	407	3,695	10,773	295	



3

Opening Ceremonies/Les Ceremonies d'Ouverture



*The Los Angeles
Memorial Coliseum (92,516)*





Sequence of events

The following is a recap of the events of the Opening Ceremonies of the Games of the XXIIIrd Olympiad. Listed below is a breakdown of the program and the time it took to complete each portion, along with some facts and figures of interest.

- 1637: Church bell/countdown (Ceremonies began at 1637 hours)— 1:03
- 1638: Fanfare Olympique written by John Williams
- 1639: Welcome song and production number written by Marvin Hamlisch— 5:00
"Rocket Man" entrance— 0:14
Release of Balloons-start to last balloon— 1:03
- 1645: Entrance of colors/presidential honors— 1:30
- 1647: The national anthem of the United States of America— 1:23
- 1648: Introduction/entrance of All-American Olympic Marching Band— 1:30
- 1650: Fanfare for the Common Man— 2:32
- 1653: Music of America (musical medleys)— 38:28
Americana Suite— 5:02.0
Pioneer Spirit— 4:48.5 (town dismantled in 30.2 seconds)
Dixieland Jubilee— 7:28.0 (Etta James— soloist)
Urban Rhapsody— 4:52 (85 pianos— 84 black, 1 white)
The World is a Stage— 2:36.5
Big Band Bash— 5:41
Dance Medley/Finale— 7:05
- 1732: Spectator card stunt— 235
- 1735: Antwerp Flag Ceremony— 3:42
Flag carried by Mr. Louis Guirandou NDiaye, accompanied by His Highness Prince de Merode and escorted by Alice Lord Landon and Aileen Rikken Seoule, members of the 1920 U.S. Olympic diving team.
- 1739: John Williams' Olympic Theme— 4:07

- 1743: The March of the Athletes
Listed below are the delegations in the order they entered the stadium, the time it took them to enter the stadium and the approximate number of athletes in the delegation.
Total time for all teams to enter the stadium and take their positions: 1 hour, 22 minutes
- 1905: Remarks:
Peter V. Ueberroth, President, LAOOC— 4:02
Juan Antonio Samaranch, President, IOC— 3:58
- 1913: Welcoming proclamation by President Ronald Reagan— 0:12
- 1914: Olympic Hymn and entrance of Olympic flag
Parade of flag from entrance to pole— 4:10
Raising of the flag— 0:30
- 1920: The lighting of the Olympic Flame (Elapsed time for running the flame from entrance to standing position atop platform)— 3:51
Flame was carried into the stadium by Gina Hemphill, grand-daughter of late Olympic great Jesse Owens. After completing over one lap in the stadium, she passed the torch to Rafer Johnson, the gold medal winner in the decathlon at the 1960 Rome Games.
Time from initial ignition to final lighting of the flame (from platform, through rings and up the front of the torch)— 0:27
- 1930: Parade of flags— 6:00
- 1941: The administering of Olympic Oaths
Athlete— Edwin Moses, Athletics, USA— 0:43
Official— Sharon Weber, Gymnastics, USA— 0:15
- 1945: Ode to Joy/flags return to position— 6:26
- 1952: Reach Out-sung by Vicki McClure— 11:29
- 2005: Fireworks— 1:25
- 2007-2036: Exit of athletes— 29:50
Total time for Opening Ceremonies— 3:59:49

Chronologie des Evenements

- Les manifestations organisés pour les ceremonies d'ouverture des Jeux de la XXIIIe Olympiade peuvent être resumées de la façon suivante: programme et horaires accompagnés de quelques faits et chiffres caractéristiques.
- 1637: Envolée des clothes de Los Angeles (Debut des cérémonies à 16h37)— 1:03
 - 1638: Fanfare olympique— musique de John Williams
 - 1639: Hymne de bienvenue et spectacle mise en scène et musique de Marvin Hamlisch— 5:00
Apparition de l'homme-fusée— 0:14
Lâher de ballons— entre le premier et le dernier— 1:03
 - 1645: Les drapeaux pénètrent sur le stade et les honneurs sont rendus au President des Etats-Unis— 1:30
 - 1647: Hymne national des Etats-Unis— 1:23
 - 1648: Présentation et entree de la fanfare "All American Marching Band"— 1:30
 - 1650: "Fanfare for the Common Man"— 2:32
 - 1653: Pots-pourris de musique américaine— 38:28
Suite Americana— 5:02
Pioneer Spirit— 4:48.5 (démontage de la ville en 30,2 secondes)
Dixieland Jubilee— 7:28 (soliste Etta James)
Urban Rhapsody— 4:52 (84 pianos noirs, 1 piano blanc)
The World is a Stage— 2:36.5
Big Band Bash— 5:41
Bouquet chorégraphique final— 7:05
 - 1732: Jeu des cartes multicolores des spectateurs— 2:35
 - 1735: Cérémonie du drapeau d'Anvers Le drapeau est porte par Monsieur Louis Guirandou N'Diaye, accompagné de son Altesse le Prince de Mérode et escorté par Alice Lord Landon et Aileen Rikken Seoule, membres de l'équipe olympique américaine de plongeon des Jeux de 1920— 3:42
 - 1739: Theme musical olympique— John Williams— 4:07

- 1743: Defile des Athletes
Les delegations nationales sont indiquées ci-dessous par ordre d'entrée sur le stade, avec le rappel du temps nécessaire pour leur entrée et le nombre approximatif d'athlètes les composant.
Les équipes ont mis au total une heure et vingt-deux minutes pour pénétrer dans le stade et gagner leurs places.
- 1905: Declarations liminaires:
Peter V. Ueberroth, President du LAOOC— 4:02
Juan Antonio Samaranch, President du CIO— 3:58
- 1913: Allocation de bienvenue du President Ronald Reagan— 0:12
- 1914: Hymne olympique et entrée du drapeau olympique
Le drapeau est porté de l'entrée du stade au mât des couleurs— 4:10
Envoi des couleurs— 0:30
- 1920: La flamme olympique est allumée (La flamme est portée de l'entrée du stade à la partie supérieure de la plateforme)— 3:51
C'est Gina Hemphill, petite fille du grand champion olympique décédé Jesse Owens, qui Porte le flambeau olympique; après avoir effectué un tour de piste complet, elle passe le flambeau à Rafer Johnson, médaille d'or du décathlon aux Jeux de 1960 à Rome.
Temps écoulé entre le moment où la flamme est allumée et celui où elle sépanouit au sommet après être passée par les anneaux.— 0:27
- 1930: Defile des couleurs— 6:00
- 1941: Serments olympiques
Au nom des athlètes: Edwin Moses, Athlétisme, USA— 0:43
Au nom des officiels: Sharon Weber, Gymnastique, USA— 0:15
- 1945: Hymne à la joie/retour des drapeaux à leur position de départ— 6:26
- 1952: "Reach Out" — chanson interprétée par Vicki McClure— 11:29
- 2005: Feu d'artifice— 1:25
- 2007-2036: Sortie des athlètes— 29:50
Duree totale des Ceremonies d'Ouverture— 3:59:49

Order of delegations

Greece	0:32	127	Egypt	0:26	140	Luxembourg	0:22	12	Sierra Leone	0:20	12
Algeria	0:18	36	El Salvador	0:35	12	Madagascar	0:10	5	Singapore	0:20	5
Andorra	0:09	2	Equatorial Guinea	0:07	2	Malawi	0:11	1.5	Solomon Islands	0:10	4
Antigua	0:17	31	Fiji	0:12	32	Malaysia	0:21	21	Somalia	0:08	7
Argentina	0:44	111	Finland	0:20	32	Mali	0:15	4	Spain	0:51	185
Australia	0:59	257	France	0:51	258	Malta	0:12	9	Sri Lanka	0:13	4
Austria	0:36	84	Gabon	0:15	6	Mauritania	0:13	4	Sudan	0:15	16
Bahamas	0:24	28	Gambia	0:18	12	Mauritius	0:19	5	Surinam	0:12	6
Bahrain	0:17	12	Federal Republic of Germany	1:10	408	Mexico	0:45	109	Swaziland	0:11	13
Bangladesh	0:06	1	Ghana	0:22	37	Monaco	0:15	8	Sweden	0:43	147
Barbados	0:11	17	Great Britain	1:31	357	Morocco	0:22	37	Switzerland	0:42	198
Belgium	0:34	76	Grenada	0:09	12	Mozambique	0:09	9	Syria	0:17	9
Belize	0:12	10	Guatemala	0:14	25	Nepal	0:27	10	Chinese Taipei	0:37	61
Benin	0:06	4	Guinea	0:10	2	Netherlands	0:36	161	Tanzania	0:18	25
Bermuda	0:15	28	Guyana	0:17	11	Netherlands Antilles	0:14	8	Thailand	0:33	49
Bhutan	0:19	6	Haiti	0:09	6	New Zealand	0:36	137	Togo	0:23	6
Bolivia	0:29	16	Honduras	0:21	15	Nicaragua	0:28	25	Tonga	0:11	2
Botswana	0:09	6	Hong Kong	0:24	47	Niger	0:14	5	Trinidad and Tobago	0:16	17
Brazil	1:01	148	Iceland	0:20	28	Nigeria	0:30	53	Tunisia	0:26	28
British Virgin Islands	0:07	11	India	0:12	61	Norway	0:30	97	Turkey	0:28	48
Burma	0:04	1	Indonesia	0:19	18	Oman	0:18	22	Uganda	0:18	26
Cameroon	0:50	53	Iraq	0:17	25	Pakistan	0:25	50	United Arab Emirates	0:14	8
Canada	1:55	415	Ireland	0:22	80	Panama	0:07	6	Uruguay	0:43	2.1
Cayman Islands	0:12	9	Israel	0:29	32	Papua New Guinea	0:24	7	Venezuela	0:32	26
Central African Republic	0:15	8	Italy	1:12	416	Paraguay	0:28	16	Virgin Islands	0:27	36
Chad	0:09	5	Ivory Coast	0:14	19	Peru	0:15	38	Western Samoa	0:13	8
Chile	0:48	85	Jamaica	0:33	39	Philippines	0:15	19	Yemen Arab Republic	0:17	2
People's Republic of China	0:38	213	Japan	1:02	237	Portugal	0:33	5.7	Yugoslavia	0:56	155
Colombia	0:28	51	Jordan	0:13	13	Puerto Rico	0:36	53	Zaire	0:15	3
Congo	0:16	18	Kenya	0:22	55	Qatar	0:15	30	Zambia	0:13	18
Costa Rica	0:24	28	Korea	0:46	115	Romania	0:36	127	Zimbabwe	0:10	14
Cyprus	0:11	21	Kuwait	0:26	25	Rwanda	0:05	6	United States of America	2:59	589
Denmark	0:56	66	Lebanon	0:32	23	San Marino	0:21	19			
Djibouti	0:13	3	Lesotho	0:06	4	Saudi Arabia	0:26	43			
Dominican Republic	0:31	25	Liberia	0:07	7	Senegal	0:26	24			
Ecuador	0:23	12	Liechtenstein	0:19	10	Seychelles	0:10	10			



Archery/Tir à l'arc

Officials

Federation Internationale de Tir a l'Arc (FITA)

President/president
 Secretary General / secretaire-general /
 Technical Delegates / delegues techniques

Francesco Gnechi-Ruscone (ITA)
 Giuseppe Cinnirella (ITA)
 Don Lovo (CAN)
 Knud Andresen (DEN)

LAOOC Administrative Staff/Personnel Administratif de LAOOC

Commissioner/commissaire
 Competition Director/
 directeur du competition
 Venue Manager/manager de la venue

Jim Easton
 Don Rabska
 Marty Swanson

Participants/Participants

Women
 Femmes

Competitors
 Competiteurs

Countries
 Pays

Men
 Hommes

Competitors
 Competiteurs

Countries
 Pays

47

24

62

25

Legend/Legende



new Olympic record/nouveau record olympique
 new world record/nouveau record mondial

El Dorado Park,
 Long Beach (4,500)





Archery

Tir à l'arc

Women/Ranking After 288 Arrows Aug. 11				Femmes/classement apres 288 fleches 11 Aout										
RANK RANG	NAME	CTRY		70	R	60	R	50	R	30	R	TOTAL	R	GRAND TOTAL
1	Seo, Hyang-Soon	KOR	FITA 1 FITA 2 1 + 2	308 303 611	3 3 1	315 321 636	10 4 4	311 320 631	6 1 1	341 349 690	8 2 2	1275 1293 2568	3 1 969	
2	Li, Lingjuan	CHN		295 300 595	15 6 6	323 324 647	1 3 2	315 308 623	2 5 4	346 348 694	2 3 1	1279 1280 2559	1 2 1	
3	Kim, Jin-Ho	KOR		300 291 591	6 16 8	317 331 648	7 1 1	320 307 627	1 7 2	339 350 689	11 1 3	1276 1279 2555	2 3 3	
4	Ishizu, Hiroko	JPN		302 293 595	5 13 5	321 326 647	2 2 3	294 302 596	21 12 14	346 340 686	1 5 5	1263 1261 2524	6 4 1	
5	Meriluoto, Paivi	FIN		297 293 590	12 14 10	316 304 620	8 24 16	311 314 625	5 2 3	335 339 674	18 6 13	1259 1250 2509	8 8 13	
6	Dachner, Manuela	FRG		303 299 602	4 7 3	304 306 610	26 21 24	312 297 609	3 19 7	341 346 687	7 4 4	1260 1248 2508	7 9 1	
	King, Katrina	USA		295 299 594	14 8 7	321 306 627	3 20 9	312 305 617	4 9 5	337 333 670	15 24 17	1265 1243 2508	4 11 17	
8	Wu, Yanan	CHN		298 310 608	10 1 2	315 312 627	11 11 6	299 295 594	11 21 16	328 336 664	31 13 23	1240 1253 2493	12 7 23	
9	Breton, Aurora	MEX		309 275 584	2 29 14	319 308 627	5 16 8	292 297 589	24 20 22	344 337 681	3 12 6	1264 1217 2481	6 20 6	
	Hokari, Minako	JPN		294 296 590	16 10 9	316 308 624	9 18 12	289 301 590	25 14 20	342 335 677	5 17 8	1241 1240 2481	11 13 8	
11	Haas, Dons	FRG		287 292 579	24 15 17	308 313 621	18 8 15	303 302 605	7 11 8	341 334 675	6 20 11	1239 1241 2480	13 12 11	
12	Rowe, Ruth	USA		280 305 585	32 2 13	308 317 625	20 5 10	293 297 590	23 18 19	342 335 677	4 19 9	1223 1254 2477	18 6 9	
13	Hess, Ursula	SUI		299 278 577	9 26 21	320 304 624	4 23 11	295 309 604	14 8 9	332 336 668	23 14 19	1246 1227 2473	10 16 19	
14	Andersson, Liselotte	SWE		300 297 597	7 9 4	313 299 612	14 28 23	298 283 581	12 34 25	340 338 678	10 7 7	1251 1217 2468	9 19 7	
15	Rantala, Ulla	FIN		288 301 589	23 5 11	307 311 618	22 13 18	293 308 601	22 6 11	316 336 652	41 16 30	1204 1256 2460	30 5 30	
16	Goergen, Jeannette	LUX		286 278 564	25 27 28	313 314 627	13 7 7	295 298 593	16 17 17	330 338 668	27 10 20	1224 1228 2452	17 15 20	
17	Park, Young-Sook	KOR		286 295 581	26 11 16	290 306 596	39 19 30	294 305 599	18 8 12	331 338 669	25 9 18	1201 1244 2445	31 10 18	
	Wang, Jin	CHN		284 284 568	28 22 25	309 308 617	17 17 19	300 289 589	10 27 21	336 335 671	17 18 15	1229 1216 2445	15 21 15	
19	Donovan, Terene	AUS		299 287 586	8 19 12	302 292 594	29 34 33	301 313 614	9 3 6	320 328 648	40 28 39	1222 1220 2442	19 17 39	
20	Greene, Hazel	IRL		289 287 576	21 18 23	308 305 613	19 22 21	294 300 594	20 16 15	330 327 657	28 30 26	1221 1219 2440	20 18 26	
21	Robertson, Ester	ITA		291 275 566	17 32 26	303 311 614	28 14 20	294 291 585	19 25 24	337 333 670	14 21 16	1225 1210 2435	16 25 16	
22	Van Stevens, Marie-Claire	BEL		281 275 556	31 30 31	306 316 622	23 6 14	302 289 591	8 28 18	331 331 662	26 25 25	1220 1211 2431	22 22 25	
23	Van Gool Floris, Catharin	HOL		290 269 559	19 35 30	312 312 624	16 12 13	271 294 565	40 23 34	338 336 674	12 15 12	1211 1211 2422	27 23 12	
	Shurrock, Ann	NZL		290 288 578	18 17 19	301 290 591	32 36 36	298 304 602	13 10 10	329 322 651	30 36 33	1218 1204 2422	23 28 33	
25	Kazienko, Linda	CAN		285 278 563	27 24 29	318 312 630	6 9 5	281 282 563	33 35 36	336 329 665	16 27 22	1220 1201 2421	21 29 22	
26	Ivarsson, Ylva	SWE		275 302 577	34 4 20	293 302 595	38 26 32	280 292 572	34 24 26	338 338 676	13 8 10	1186 1234 2420	34 14 10	
27	Burger, Vreny	SUI		297 284 581	11 23 15	305 295 600	24 31 26	287 300 597	26 15 23	326 325 651	34 31 32	1215 1204 2419	25 27 32	
28	Martin, Montserrat	ESP		269 285 554	36 21 32	315 297 612	12 30 22	295 301 596	17 13 13	333 323 656	22 34 27	1212 1206 2418	26 26 27	

RANK RANG	NAME	CTRY	70	R	60	R	50	R	30	R	TOTAL	R	GRAND TOTAL
29	Robinson, Eileen	GER	296 278 574	13 25 24	294 304 598	36 25 28	274 295 569	39 22 31	334 333 667	21 23 21	1198 1210 2408	32 24 21	
30	Goodall, Angela	GBR	282 295 577	30 12 22	307 312 619	21 10 17	286 270 556	29 38 35	334 315 662	20 43 24	1209 1192 2398	28 31 36	2401
31	Willcox, Susan	GBR	309 270 579	1 34 18	302 289 591	30 38 35	295 271 566	15 37 33	325 337 662	35 11 24	1231 1167 2398	14 36 24	
32	Valenta, Ursula	AUT	277 271 548	33 33 34	312 290 602	15 35 25	286 286 572	28 30 27	340 333 673	9 22 14	1215 1180 2395	24 33 14	
33	Lemay, Lucille	CAN	289 275 564	20 31 27	304 293 597	25 33 29	284 286 570	31 29 29	328 320 648	32 40 38	1205 1174 2379	29 34 38	
34	Edds, Benita	USA	266 286 552	38 20 33	298 298 596	34 29 31	286 284 570	27 34 28	324 324 648	37 32 37	1174 1192 2366	37 30 37	
35	Fairhall, Neroli	NZL	268 276 544	37 28 35	289 310 599	40 15 27	284 280 565	30 36 35	326 324 650	33 33 35	1167 1190 2357	38 32 35	
36	Sadegur, Wanda	CAN	274 264 538	35 36 38	301 289 590	31 37 37	279 290 569	35 26 30	323 329 652	38 26 31	1177 1172 2349	35 35 31	
37	Lau, Macy	HKG	283 258 541	29 39 36	287 300 587	42 27 38	260 285 545	43 32 38	332 321 653	24 37 29	1162 1164 2326	39 37 29	
38	Guerra, Ascension	ESP	260 263 523	41 37 39	303 282 585	27 40 36	277 265 542	38 39 39	334 320 654	19 41 42	1174 1130 2304	36 39 42	
39	Vaughan, Mary	IRL	260 246 506	40 42 42	301 293 594	33 32 34	282 285 567	32 31 32	304 327 631	45 29 43	1147 1151 2298	40 38 43	
40	Verlinden, Raymonda	BEL	289 249 538	22 41 37	293 280 573	37 42 40	278 249 527	37 45 40	329 321 650	29 39 34	1189 1099 2288	33 42 34	
41	Agius, Joanna	MLT	266 255 521	39 40 40	286 283 569	43 39 41	265 250 515	41 44 44	321 314 635	39 44 41	1138 1102 2240	41 41 41	
42	Lu, Jui-Chiung	TPE	251 260 511	43 38 41	297 271 568	35 44 42	259 259 518	44 44 42	307 322 629	43 35 44	1114 1112 2226	43 40 44	
43	Chuki, Sonam	BHU	257 237 494	42 44 43	273 275 548	46 43 44	278 239 517	36 43 43	314 327 635	42 38 42	1122 1072 2194	42 44 42	
44	Lham, Rinzi	BHU	245 242 487	44 43 44	284 262 546	44 46 45	253 255 508	45 43 45	324 318 642	36 42 40	1106 1077 2183	44 43 40	
45	Ng, Wing-Nga	HKG	234 221 455	46 45 45	289 266 555	41 45 43	262 257 519	42 41 41	306 313 619	44 45 45	1091 1057 2148	45 45 45	
46	Chhoden, Karma	BHU	239 211 450	45 47 46	262 281 543	47 41 46	246 243 489	47 46 947	301 303 604	46 47 46	1048 1038 2086	46 46 46	
47	Wong-Lau, So-Han	HKG	206 217 423	47 46 47	275 253 528	45 47 47	247 256 503	46 42 346	297 305 602	47 46 247	1025 1031 2056	47 47 47	

Women/Top 15 Summary Aug.11

Femmes/les 15 premiers sommaire 11 Aout

RANK RANG	NAME	CTRY	CUMULATIVE/CUMULATIF			
			TOTAL	HITS	10	9
1	Seo, Hyang-Boon	KOR	2568	288	100	102
2	Li, Lingjuan	CHN	2559	287	97	107
3	Kim, Jin-Ho	KOR	2555	287	98	116
4	Ishizu, Hiroko	JPN	2524	288	91	101
5	Meriluoto, Paivi	FIN	2509	288	75	113
6	Dachner, Manuela	FRG	2508	288	84	94
	King, Katrina	USA	2508	288	74	108
8	Wu, Yanan	CHN	2493	288	79	102
9	Breton, Aurora	MEX	2481	288	71	111
	Hokari, Minako	JPN	2481	287	78	96
11	Haas, Doris	FRG	2480	288	74	99
12	Rowe, Ruth	USA	2477	288	82	93
13	Hess, Ursula	SUI	2473	288	80	92
14	Andersson, Liselotte	SWE	2468	288	76	97
15	Rantala, Ulla	FIN	2460	288	64	107



Men/ Ranking After 288 Arrows
Aug. 11

Hombres/classement apres 288 fleches
11 Aout

RANK RANG	NAME	CTRY	90 R	70 R	50 R	30 R	TOTAL R	GRAND TOTAL
1	Pace, Darrell	USA	FITA 1 310 1 331 1 326 1 350 3 1317 1 FITA 2 291 2 322 5 334 1 352 1 1299 1 1+ 2 601 1 653 1 660 1 702 1	2616	🏆			
2	Mc Kinney, Richard	USA	310 2 318 6 320 4 347 6 1295 2 276 17 324 4 319 9 350 3 1269 5 586 3 642 5 639 5 697 3	2564				
3	Yamamoto, Hiroshi	JPN	297 5 316 10 313 13 350 2 1276 3 290 4 3292 322 7 346 9 1287 3 587 2 645 4 635 7 696 4	2563				
4	Matsushita, Takayoshi	JPN	278 14 327 2 324 2 335 39 1264 7 293 1 320 7 327 3 348 4 1288 2 571 5 647 3 651 2 683 24	2552				
5	Poikolainen, Tomi	FIN	291 7 323 3 317 9 344 17 1275 4 273 22 328 3 318 11 344 16 1263 7 564 7 651 2 635 8 688 14	2538				
6	Bjerendal, Goran	SWE	302 3 315 13 313 14 345 16 1275 5 276 16 305 26 323 6 343 20 1247 12 578 4 620 16 636 6 688 16	2522				
7	Vervinck, Mamix	BEL	280 13 321 4 314 11 345 14 1260 9 279 11 320 8 313 17 347 7 1259 9 559 10 641 7 627 15 692 7	2519				
8	Koo, Ja-Chung	KOR	254 42 309 22 317 10 346 9 1226 28 282 7 318 10 329 2 345 13 1274 4 536 27 627 13 646 3 691 8	2500				
9	Wittig, Harry	FRG	273 22 314 14 306 29 338 36 1231 21 285 5 319 9 315 15 347 6 1266 6 558 11 633 9 621 21 685 21	2497				
10	Gamreiter, Armin	FRG	276 20 311 18 305 30 343 19 1235 17 264 29 331 1 320 8 344 17 1259 8 540 24 642 6 625 18 687 17	2494				
11	Choi, Won-Tae	KOR	272 24 313 16 318 6 342 22 1245 13 284 6 305 27 310 22 346 12 1245 16 556 12 618 20 628 12 688 13	2490				
12	Meyers, Glenn	USA	277 19 316 9 310 16 343 21 1246 12 276 15 314 18 312 19 340 31 1242 17 553 17 630 12 622 20 683 25	2488				
13	Reniers, Martinus	HOL	277 18 303 35 319 5 348 4 1247 11 273 21 313 20 307 29 346 11 1239 18 550 20 616 24 626 16 694 5	2486				
	De Koning, Patrick	BEL	294 6 319 5 308 23 343 20 1264 8 259 34 317 12 307 30 339 32 1222 27 553 15 636 8 615 25 682 26	2486				
	Kahlert, Dettlef	FRG	273 23 309 21 313 12 335 41 1230 23 280 10 315 15 317 12 344 19 1256 10 553 16 624 14 630 11 679 32	2486				
16	Rukimin, Suradi	INA	298 4 314 15 310 17 346 11 1268 6 257 38 317 13 300 37 343 21 1217 28 555 13 631 10 610 29 689 11	2485				
	Douis, Gerard	FRA	274 21 304 32 309 22 347 7 1234 20 277 13 309 23 318 10 347 8 1251 11 551 18 613 30 627 14 694 6	2485				
18	Yong, Shan	CHN	285 10 317 7 303 33 346 8 1251 10 279 12 301 35 312 18 340 27 1232 21 564 8 618 18 615 26 686 20	2483				
19	Bjerendal, Gert	SWE	289 8 307 27 300 40 339 34 1235 18 277 14 308 25 311 20 350 2 1246 14 566 6 615 26 611 28 689 10	2481				
20	Hardmeier, Thomas	SUI	265 35 305 30 318 8 342 24 1230 22 276 18 315 14 309 26 346 10 1246 15 541 23 620 15 627 13 688 15	2476				
21	Hallard, Steven	GBR	268 30 316 8 309 20 342 25 1235 16 270 23 314 16 316 14 338 36 1238 20 538 25 630 11 625 17 680 28	2473				
22	Jeon, In-Su	KOR	268 29 301 38 308 25 351 1 1228 25 254 42 313 19 324 5 348 5 1239 19 522 38 614 27 632 9 699 2	2467				
23	Skyttesaeter, Jan Roger	NOR	281 12 308 23 300 39 345 15 1234 19 270 24 310 21 309 23 342 24 1231 23 551 19 618 17 609 31 687 18	2465				
24	Braun, Andre	LUX	272 25 307 28 307 28 341 28 1227 27 281 8 301 36 314 16 336 40 1232 22 553 14 608 33 621 22 677 34	2459				
25	Ferrari, Giancarlo	ITA	266 32 302 37 318 7 341 30 1227 26 264 30 304 29 326 4 334 44 1228 25 530 29 606 35 644 4 675 37	2455				
26	Van Den Bossche, Willy	BEL	283 11 309 20 309 21 344 18 1245 15 280 9 29942 29939 33150 1209 33 563 9 60832 60834 67538	2454				
27	Quick, Tommy	SWE	255 41 315 11 303 34 346 12 1219 30 274 19 301 34 309 25 344 18 1228 24 529 31 616 22 612 27 690 9	2447				
28	Laasonen, Kyosti	FIN	265 36 315 12 310 18 339 33 1229 24 259 35 302 33 309 27 344 15 1214 30 524 37 617 21 619 23 683 23	2443				

RANK RANG	NAME	CTRY	90 R	70 R	50 R	30 R	TOTAL R	GRAND TOTAL
29	Di Buo', Ilario	ITA	252 45 296 42 296 44 346 13 1190 41 291 3 314 17 299 40 343 22 1247 13 543 21 610 31 595 42 689 12	2437				
30	Gillam, Peter	GBR	269 27 288 49 320 3 346 10 1223 29 260 31 301 39 311 21 340 25 1212 32 529 33 589 45 631 10 686 19	2435				
31	Blake, Christopher	AUS	289 9 307 24 309 19 340 31 1245 14 253 43 301 40 299 38 336 38 1189 40 542 22 608 34 608 33 676 35	2434				
32	Rohla, Jean-Claude	LUX	265 33 312 17 302 36 338 37 1217 32 255 41 304 28 305 34 340 29 1204 35 520 39 616 23 607 35 678 33	2421				
33	Gonzalez, Adolfo	MEX	261 39 300 39 301 37 342 27 1204 37 267 26 303 31 304 35 340 28 1214 31 52834 60338 60538 68227	2418				
34	Lightfoot, Dale	NZL	261 38 292 44 303 32 335 40 1191 39 266 27 321 6 305 32 334 43 1226 26 527 35 613 29 608 32 669 45	2417				
35	Loyen, Philippe	FRA	265 34 307 26 307 27 327 50 1206 36 265 28 308 24 309 24 323 56 1205 34 530 30 615 25 616 24 650 53	2411				
36	Zhang, Zheng	CHN	277 17 289 48 302 35 339 35 1207 35 257 39 296 45 308 28 337 37 1193 37 534 28 585 47 610 30 676 36	2405				
37	Rubio, Manuel	ESP	271 26 300 40 310 15 332 46 1213 33 246 48 318 11 271 55 342 23 1177 43 517 52 618 19 581 46 674 39	2390				
38	Feng, Zemin	CHN	246 50 305 31 283 51 341 29 1175 46 273 20 309 22 300 36 332 47 1214 29 519 40 614 28 583 45 673 42	2389				
	Cresto, Gilles	MON	268 28 306 29 300 41 335 43 1209 34 244 51 292 47 305 33 339 33 1180 41 512 44 598 41 605 39 674 41	2389				
40	Erer, Kemal	TUR	253 43 303 34 299 43 335 42 1190 40 249 47 297 43 306 31 344 14 1196 38 50248 60039 60536 67931	2386				
41	Echavarria, Juan	COL	238 54 296 41 294 45 348 5 1176 45 26825 30138 29841 33639 1203 36 506 47 597 42 592 43 684 22	2379				
42	Tu, Chih-Chen	TPE	250 47 281 55 308 26 342 26 1181 44 257 37 303 30 297 42 338 34 1195 39 50746 58448 60537 68029	2376				
43	Pandiangan, Donald D.	INA	277 16 307 25 301 38 333 45 1218 31 252 44 291 48 295 43 318 58 1156 52 529 32 598 40 596 40 651 52	2374				
44	Emilio, Renato Dutra	BRA	252 44 284 52 308 24 340 32 1184 42 242 52 281 53 316 13 340 30 1179 42 494 49 565 53 624 19 680 30	2363				
45	Avci, Iuet	TUR	263 37 289 47 299 42 342 23 1193 38 251 45 299 41 286 49 332 48 1168 46 514 43 588 46 585 44 674 40	2361				
46	Amalekajom, Amphol	THA	268 31 309 19 279 55 326 53 1182 43 257 40 296 44 272 54 335 41 1160 50 52536 60536 55154 66150	2342				
47	Prieto, Jose	ESP	259 40 290 46 281 54 337 38 1167 50 259 33 288 50 294 45 333 45 1174 45 518 41 578 50 575 48 670 43	2341				
48	Priestman, Richard	GBR	278 15 294 43 270 57 330 49 1172 48 259 32 384 52 290 47 334 42 1167 47 537 26 578 49 560 53 664 48	2339				
49	Syrjala, Markku	FIN	249 48 303 33 282 52 323 55 1157 51 241 53 301 37 294 44 340 26 1176 44 490 50 604 37 576 47 663 49	2333				
50	Piyapattra, Wachera	THA	251 46 302 36 288 47 327 51 1168 49 25836 28851 28648 32852 1160 51 509 45 590 44 574 49 655 51	2328				
51	Santos, Rui	POR	248 49 287 50 304 31 334 44 1173 47 240 54 290 49 291 46 330 51 1151 53 488 51 577 51 595 41 664 47	2324				
52	Shimamura, Ichiro	JPN	23455 29045 29246 33248 1148 52 245 49 302 32 279 52 338 35 1164 49 479 54 592 43 571 51 670 44	2312				
53	Dorji, Thinley	BHU	233 56 282 54 287 48 332 47 1134 53 251 46 294 46 286 50 333 46 1164 48 484 53 576 52 573 50 665 46	2298				
54	Yuen, Steve	HKG	241 52 280 56 284 50 324 54 1129 54 245 50 262 58 264 57 323 55 1094 55 48652542585485564754	2223				
55	Pelzang, Hawang	BHU	240 53 284 53 268 58 326 52 1118 56 232 55 274 57 279 51 318 57 1103 54 47255 55856 54756 64456	2221				
56	Lo, Kam-Kuen	HKG	241 51 286 51 282 53 312 59 1121 55 215 56 274 56 258 59 325 53 1072 57 45656 56054 54057 63758	2193				

RANK RANG	NAME	CTRY	90	R	70	R	50	R	50	R	TOTAL	R	GRAND TOTAL
57	Fok, Ming-Shan	HKG	199	59	279	57	285	49	314	58	1077	57	
			200	58	279	54	278	53	331	49	1088	56	
			399	58	558	55	563	52	645	55			2165
58	Rivera, Ismael	PUR	203	57	275	58	260	60	304	61	1042	58	
			205	57	277	55	262	58	303	60	1047	58	
			408	57	552	57	522	58	607	61			2089
59	Hamaid, Mansour	SAU	200	58	239	61	268	59	317	56	1024	59	
			198	59	202	62	250	60	324	54	974	61	
			398	59	441	61	518	61	641	57			1998
60	Tshering, Lhendup	BHU	198	60	246	60	270	56	307	60	1021	60	
			190	60	226	61	250	61	312	59	976	60	
			388	60	470	60	520	59	619	59			1997
61	Al-Basam, Faisal	SAU	167	61	257	59	253	61	314	57	991	61	
			182	61	261	59	265	56	294	61	1002	59	
			349	61	518	59	518	60	608	60			1993
62	Jawdat, Yousef	SAU	152	62	203	62	232	62	293	62	880	62	
			123	62	236	60	191	62	286	62	836	62	
			275	62	439	62	423	62	579	62			1716

Men/Top 15 Summary
Aug.11

Hommes/ les 15 premiers sommaire
11 Aout

RANK RANG	NAME	CTRY	CUMULATIVE/CUMILATIF			
			TOTAL	HITS	10	9
1	Pace, Darrell	USA	2616	288	125	102
2	Mc Kinney, Richard	USA	2564	288	104	101
3	Yamamoto, Hiroshi	JPN	2563	288	102	103
4	Matsushia, Takayoshi	JPN	2552	288	105	89
5	Poikolainen, Tomi	FIN	2538	288	89	109
6	Bjerendal, Goran	SWE	2522	288	83	106
7	Vervinck, Mamix	BEL	2519	288	81	112
8	Koo, Ja-Chung	KOR	2500	288	92	90
9	Wittig, Harry	FRG	2497	288	89	93
10	Gamreiter, Armin	FRG	2494	288	88	94
11	Choi, Won-Tae	KOR	2490	288	86	90
12	Meyers, Glenn	USA	2488	287	84	95
13	Reniers, Martinus	HOL	2486	288	89	89
	De Koning, Patrick	BEL	2486	288	82	95
	Kahlert, Detlef	FRG	2486	288	73	114

Athletics/Athlétisme

Officials

International Amateur Athletic Federation (IAAF)

President/president	Primo Nebiolo (ITA)
Secretary-General/secretaire-general	John Holt (GBR)
Technical Delegates/delegates techniques	Fred Holder (GBR) Jozsef Sir (HUN) Artur Takac (YUG)

LAOOC Administrative Staff/Personnel Administratif de LAOOC

Co-Commissioners/co-commissaire	H.D. Thoreau Bill Bedford Mort Tenner
Competition Director/ directeur du competition	
Venue Manager/manager de la venue	Mike Crowley
Sports Manager/manager du sport	Pirkko Hannula

Participants/Participants

Women Femmes	Competitors Competiteurs	Countries Pays	Men Hommes	Competitors Competiteurs	Countries Pays
100 M	46		100 M	82	59
200 M	37	33	200 M	75	58
400 M	28	18	400 M	80	56
800 M	25	20	800 M	69	53
1500 M	19	15	1500 M	59	35
3000 M	31	20	3000 M Steeplechase	35	25
Marathon	50	28	5000 M	56	40
110 M Hurdles/haies	22	14	10,000 M	45	33
400 M Hurdles/haies	26	20	Marathon	107	60
4x100 M	45	11	110 M Hurdles/haies	26	17
4x400 M	47	10	400 M Hurdles/haies	45	30
High Jump/saut en hauteur		18	20 KM Walk/marche	38	22
Long Jump/saut en longueur	29	17	50 KM Walk/marche	31	16
Shot Put/poids	13	8	4x100 M	20	20
Discus/disque	17	14	4x400 M	107	25
Javelin/javelot	24	16	High Jump/saut en hauteur	30	20
Heptathlon	23	13	Pole Vault/saut a la perche	19	13
800 M Wheelchair/chaise roulante	8	4	Long Jump/saut en longueur	31	25
			Triple Jump/triple saut	28	21
			Shot Put/poids	19	13
			Discus/disque	20	14
			Hammer/marteau	20	13
			Javelin/javelot	28	19
			Decathlon	26	18
			1500 M Wheelchair/chaise roulante	8	5

Legend/Legende

	new Olympic record/nouveau record olympique	DNF	did not finish/non arrive
	equals Olympic record/record olympique egale	DNS	did not start/non partant
	new world record/nouveau record mondial	DQ	disqualification/disqualification
	equals world record/record mondial egalé	I	injured, retired from competition/blessé a quitté la competition
-	foul attempt (long and triple jumps plus throwing events)/ essai non valable (saut en longueur, triple saut et lancers)	Q	cleared height/essai réussi
-	passed height (high jump and pole vault)/ essai réussi (saut en hauteur et saut à la perche)	Q	qualifier for next round/qualifié
*	passed attempt (long and triple jumps plus throwing events)/ essai réussi (saut en longueur, triple saut et lances)	X	missed height/essai manqué

The Los Angeles
Memorial Coliseum (92,516)





Athletics

Women/100m Round 1 Heat 1 / Aug. 04

Femmes/100m Tour eliminaire 1 serie 1 / 04 Aout

The first 5 and 2 next fastest overall qualify for next round
Les 5 premiers et les 2 meilleurs temps se qualifient pour le prochain tour

RANK	LANE	NAME	CTRY	RESULT
RANG	COUL			RESULTAT
1	2	Bolden, Jeanette	USA	11.25 Q
2	5	Bacoul, Rose Aimee	FRA	11.36 Q
3	7	Vader, Elisabeth	HOL	11.43 Q
4	1	Forde, Gillian	TRI	11.76 Q
5	3	Enang Mesode, Ruth	CMR	11.81 Q
6	6	Aksu, Bemra	TUR	11.86
7	8	Ingiro, Barbra	NGU	12.19
8	4	Osh-Williams, Eugenia	SLE	12.83

WIND/VENT +0.5 M/SEC TEMPERATURE 26C 79F

Women/100M Round 1 Heat 2/Aug. 04

Femmes/100m Tour eliminaire 1 serie 2/04 Aout

RANK	LANE	NAME	CTRY	RESULT
RANG	COUL			RESULTAT
1	6	Davis, Pauline	BAH	11.51 Q
2	8	Cuthbert, Juliette	JAM	11.83 Q
3	4	Schumann-Lottman, Christa	GUA	12.04 Q
4	5	Mpika, Francoise	CGO	12.54 Q
5	7	Jambane, Binta	MOZ	12.55 Q
6	3	Tuisorisori, Miriama	FIJ	13.04

WIND/VENT -0.2 M/SEC TEMPERATURE 26C 79F

Women/100M Round 1 Heat 3 / Aug.04

Femmes/100m Tour eliminaire 1 serie 3 /04 Aout

RANK	LANE	NAME	CTRY	RESULT
RANG	COUL			RESULTAT
1	4	Ashford, Evelyn	USA	11.06 Q
2	7	Jackson, Grace	JAM	11.24 Q
3	3	Oakes, Heather	GBR	11.32 Q
4	5	Rione, Teresa	ESP	11.55 Q
5	1	Gareau, France	CAN	11.66 Q
6	6	Wiredu, Dons	GHA	11.85 Q
7	2	Jawo, Jabou	GAY	12.10
8	8	Tangjitnusom, Wallapa	THA	12.18

WIND/VENT +1.4 M/SEC TEMPERATURE 26C 79F

Women/100M Round 1 Heat 4 / Aug. 04

Femmes/100m Tour eliminaire 1 serie 4 / 04 Aout

RANK	LANE	NAME	CTRY	RESULT
RANG	COUL			RESULTAT
1	3	Brown, Alice	USA	11.15 Q
2	6	Gaschet, Liliane	FRA	11.42 Q
3	4	Bailey, Angela	CAN	11.56 Q
4	2	Garcia, Esmeralda	BRA	11.63 Q
5	5	Ngambi, Cecile	CMR	11.67 Q
6	8	Farrell, Evelyne	AHO	11.94
7	7	Lee, Young-Book	KOR	12.06
8	1	Estrella, Divina	DOM	12.25

WIND/VENT +1.0 M/SEC TEMPERATURE 26C 79F

Women/100M Round 1 Heat 5 / Aug.04

Femmes/100m Tour eliminaire 1 serie 5 / 04 Aout

RANK	LANE	NAME	CTRY	RESULT
RANG	COUL			RESULTAT
1	1	Taylor, Angella	CAN	11.23 Q
2	3	Marjamaa, Helinae	FIN	11.43 Q
3	8	Thomas, Shirley	GBR	11.91 Q
4	7	Candelario, Felicia	DON	12.12 Q
5	6	Kyomo, Nzaeli	TAN	12.26 Q
6	4	Bentzur, Maya	ISR	12.30
7	2	Dinkins, Grace Ann	LBR	12.35
8	5	Ongollo, Gisele	GAB	12.40

WIND/VENT +0.2 M/SEC TEMPERATURE 26C 79F

Women/100M Round 1 Heat 6 / Aug. 04

Femmes/100m Tour eliminaire 1 serie 6 /04 Aout

RANK	LANE	NAME	CTRY	RESULT
RANG	COUL			RESULTAT
1	3	Ottey-Page, Merlene	JAM	11.26 Q
2	2	Gaugel, Heide	FRG	11.38 Q
3	5	Loyal, Mane France	FRA	11.51 Q
4	7	Clarke, Eldece	BAH	11.61 Q
5	6	Williams, Angela	TRI	11.74 Q
6	1	De Vega, Lydia	PHI	11.85 Q
7	8	Charles, Ruperta	ANT	12.04
8	4	Wirtz, Mane Ange	SEY	12.61

WIND/VENT +2.4 M/SEC TEMPERATURE 26C 79F

Athlétisme

Women/100M Round 2 Heat 1 / Aug. 04

Femmes/100m Tour eliminaire 2 serie 1 / 04 Aout

The first 4 qualify for the semi-final
Les 4 premiers se qualifient pour la demi-finale

RANK	LANE	NAME	CTRY	RESULT
RANG	COUL			RESULTAT
1	7	Ashford, Evelyn	USA	11.21 Q
2	6	Bailey, Angela	CAN	11.47 Q
3	3	Gaugel, Heide	FRG	11.50 Q
4	5	Gaschet, Liliane	FRA	11.51 Q
5	8	Vader, Elisabeth	HOL	11.56
6	1	Williams, Angela	TRI	11.89
7	4	Wiredu, Doris	GHA	12.00
8	2	Jambane, Binta	MOZ	12.57

WIND/VENT -1.4M/SEC TEMPERATURE 25C 76F

Women/100M Round 2 Heat 2 / Aug. 04

Femmes/100m Tour eliminaire 2 serie 2 /04 Aout

RANK	LANE	NAME	CTRY	RESULT
RANG	COUL			RESULTAT
1	5	Ottey-Page, Merlene	JAM	11.21 Q
2	6	Bacoul, Rose Aimee	FRA	11.37 Q
3	8	Taylor, Angella	CAN	11.42 Q
4	7	Ngambi, Cecile	CMR	11.82 Q
5	1	Forde, Gillian	TRI	11.86
6	3	De Vega, Lydia	PHI	11.97
7	4	Thomas, Shirley	GBR	12.13
8	2	Mpika, Francoise	CGO	12.60

WIND/VENT -0.3M/SEC TEMPERATURE 25C 76F

Women/100M Round 2 Heat 3 / Aug. 04

Femmes/100m Tour eliminaire 2 serie 3 / 04 Aout

RANK	LANE	NAME	CTRY	RESULT
RANG	COUL			RESULTAT
1	4	Brown, Alice	USA	11.35 Q
2	3	Marjamaa, Helinae	FIN	11.51 Q
3	1	Oakes, Heather	GBR	11.54 Q
4	7	Cuthbert, Juliette	JAN	11.71 Q
5	5	Clarke, Eldece	BAH	11.85
6	2	Gareau, France	CAN	11.88
7	6	Schumann-Lottman, Christa	GUA	12.23
8	8	Candelario, Felicia	DOM	DNS

WIND/VENT -2.3M/SEC TEMPERATURE 25C 76F

Women/100M Round 2 Heat 4 / Aug. 04

Femmes/100m Tour eliminaire 2 serie 4 / 04 Aout

RANK	LANE	NAME	CTRY	RESULT
RANG	COUL			RESULTAT
1	8	Jackson, Grace	JAM	11.38 Q
2	4	Bolden, Jeanette	USA	11.42 Q
3	5	Loyal, Marie France	FRA	11.56 Q
4	6	Davis, Pauline	BAH	11.61 Q
5	1	Rione, Teresa	ESP	11.76
6	7	Garcia, Esmeralda	BRA	11.82
7	2	Enang Mesode, Ruth	CYR	12.02
8	3	Kyomo, Nzaeli	TAN	12.53

WIND/VENT -0.5 M/SEC TEMPERATURE 25C 76F

Women/100M Semi-Final Heat 1 /Aug. 05

Femmes/100m Demi-finale serie 1/05 Aout

The first 4 qualify for the final
Les 4 premiers se qualifient pour la finale

RANK	LANE	NAME	CTRY	RESULT
RANG	COUL			RESULTAT
1	3	Ashford, Evelyn	USA	11.03 Q
2	7	Ottey-Page, Merlene	JAM	11.17 Q
3	2	Jackson, Grace	JAM	11.27 Q
4	5	Taylor, Angella	CAN	11.36 Q
5	6	Marjamaa, Helinae	FIN	11.37
6	8	Loyal, Marie France	FRA	11.64
7	4	Gaschet, Liliane	FRA	11.68
8	1	Ngambi, Cecile	CMR	11.91

WIND/VENT -0.3M/SEC TEMPERATURE 27C 82F

Women/100M Semi-Final Heat 2 /Aug. 05

Femmes/100m Demi-finale serie 2 / 05 Aout

RANK	LANE	NAME	CTRY	RESULT
RANG	COUL			RESULTAT
1	2	Brown, Alice	USA	11.31 Q
2	3	Bolden, Jeanette	USA	11.48 Q
3	5	Bailey, Angela	CAN	11.54 Q
4	6	Oakes, Heather	GBR	11.57 Q
5	7	Bacoul, Rose Aimee	FRA	11.58
6	1	Gaugel, Heide	FRG	11.62
7	8	Davis, Pauline	BAH	11.70
8	4	Cuthbert, Juliette	JAM	11.80

WIND/VENT -1.8M/SEC TEMPERATURE 27C 82F

**Women/100m**
Final / Aug. 05**Femmes/100m**
Finale / 05 Aout

RANK	LANE	NAME	CTRY	RESULT
RANG	COUL			RESULTAT
1	4	Ashford, Evelyn	USA	10.97 QD
2	7	Brown, Alice	USA	11.13
3	6	Ottey-Page, Merlene	JAN	11.16
4	1	Bolden, Jeanette	USA	11.25
5	8	Jackson, Grace	JAM	11.39
6	5	Bailey, Angela	CAN	11.40
7	3	Oakes, Heather	GBR	11.43
8	2	Taylor, Angella	CAN	11.62

WIND/VENT -1.2M/SEC TEMPERATURE 27C 80F

Race-in-Review: Alice Brown (USA) and Jeanette Bolden (USA) were out of the blocks fastest but Evelyn Ashford (USA) soon joined her teammates at the front. By midrace Ashford was completely in command as Brown held second position. The late charge by Merlene Ottey-Page (JAM) left her just behind Brown but ahead of Bolden for the bronze medal.

Compte rendu: Les Américaines Alice Brown et Jeanette Bolden étaient les plus rapides au départ mais leur compatriote Evelyn Ashford les rejoignait bientôt en tête. A mi-course, Ashford était seule en tête devant Brown. Grace à une très forte fin de course, Merlene Ottey (JAM) finissait juste derrière Brown, mais ravissait la médaille de bronze à Bolden.

Women/200M
Round 1 Heat 1 / Aug. 08**Femmes/200m**
Tour éliminatoire 1 serie 1 / 08 Aout

RANK	LANE	NAME	CTRY	RESULT
RANG	COUL			RESULTAT
1	3	Griffith, Florence	USA	22.56 Q
2	4	Baptiste, Joan	GBR	23.31 Q
3	7	Naigre, Raymonde	FRA	23.50 Q
4	1	Bailey, Angela	CAN	24.15 Q
5	5	Aksu, Semra	TUR	24.27 Q
6	2	De Vega, Lydia	PHI	25.10
7	6	Tuisorisori, Miriama	FIJ	26.82
8		Osh-Williams, Eugenia	SLE	DNS

WIND/VENT -2.0 M/SEC TEMPERATURE 25C 77F

Women/200M
Round 1 Heat 2 / Aug. 08**Femmes/200m**
Tour éliminatoire 1 serie 2 / 08 Aout

RANK	LANE	NAME	CTRY	RESULT
RANG	COUL			RESULTAT
1	2	Jackson, Grace	JAW	22.70 Q
2	4	Davis, Pauline	BAH	23.37 Q
3	1	Gaugel, Heide	FRG	23.37 Q
4	5	Enang Mesode, Ruth	CMR	24.39 Q
5	3	Kyomo, Nzaeli	TAN	24.68 Q
6	7	Martha, Soraima	AHO	25.56
7	6	Wirtz, Marie Ange	SEY	25.88
8		Payne, Marita	CAN	DNS

WIND/VENT -0.4 M/SEC TEMPERATURE 26C 78F

Women/200m
Round 1 Heat 3 / Aug. 08**Femmes/200m**
Tour éliminatoire 1 serie 3 / 08 Aout

RANK	LANE	NAME	CTRY	RESULT
RANG	COUL			RESULTAT
1	7	Brisco-Hooks, Valerie	USA	23.30 Q
2	6	Vader, Elisabeth	HOL	23.65 Q
3	3	Rione, Teresa	ESP	24.48 Q
4	4	Mo, Myung-Hee	KOR	24.86 Q
5	5	Ndow, Amie	GAY	25.41 Q
2		Taylor, Angella	CAN	DNS
8		Forde, Gillian	TRI	DNS

WIND/VENT -1.5 M/SEC TEMPERATURE 26C 78F

Women/200M
Round 1 Heat 4 / Aug. 08**Femmes/200m**
Tour éliminatoire 1 serie 4 / 08 Aout

RANK	LANE	NAME	CTRY	RESULT
RANG	COUL			RESULTAT
1	8	Ottey-Page, Merlene	JAM	22.90 Q
2	7	Masullo, Marisa	ITA	23.30 Q
3	5	Gaschet, Lilliane	FRA	23.32 Q
4	4	Williams, Angela	TRI	23.38 Q
5	3	Schumann-Lottman, Christa	GUA	24.91 Q
6	2	Tahapari, Emma	INA	25.07 Q
6		Addy, Mercy	GHA	DNS

WIND/VENT +0.9 M/SEC TEMPERATURE 26C 78F

Women/100M
Round 1 Heat 5 / Aug. 08**Femmes/200m**
Tour éliminatoire serie 5 / 08 Aout

RANK	LANE	NAME	CTRY	RESULT
RANG	COUL			RESULTAT
1	6	Givens, Randy	USA	22.88 Q
2	7	Bacoul, Rose Aimee	FRA	23.11 Q
3	1	Whittaker, Sandra	GBR	23.22 Q
4	8	Waithera, Ruth	KEN	23.42 Q
5	3	Burke, Janet	JAM	23.75 Q
6	5	Jambane, Binta	MOZ	25.14
2		Candelario, Felicia	DOM	DNS
4		Dinkins, Grace Ann	LBR	DNS

WIND/VENT +2.3 M/SEC TEMPERATURE 27C 80F

Women/200M
Round 1 Heat 8 / Aug. 08**Femmes/200m**
Tour éliminatoire serie 6 / 08 Aout

RANK	LANE	NAME	CTRY	RESULT
RANG	COUL			RESULTAT
1	6	Cook, Kathryn	GBR	23.71 Q
2	4	Marjamaa, Helinae	FIN	24.10 Q
3	2	Schabinger, Michaela	FRG	24.12 Q
4	5	Estrella, Divina	DOM	24.72 Q
5	7	Buala, Elanga	NGU	24.82 Q
6	3	Mpika, Francoise	CGO	25.05 Q
8		Wells, Debbie	AUS	DNS

WIND/VENT -0.7M/SEC TEMPERATURE 27C 80F

Women/200M
Round 2 Heat 1 / Aug. 08**Femmes/200m**
Tour éliminatoire 2 serie 1 / 08 Aout

RANK	LANE	NAME	CTRY	RESULT
RANG	COUL			RESULTAT
1	7	Bacoul, Rose Aimee	FRA	22.57 Q
2	1	Brisco-Hooks, Valerie	USA	22.78 Q
3	3	Bailey, Angela	CAN	22.97 Q
4	6	Davis, Pauline	BAH	22.97 Q
5	5	Whittaker, Sandra	GER	22.98
6	8	Burke, Janet	JAM	23.56
7	2	Mpika, Francoise	CGO	24.97
4		Williams, Angela	TRI	DNS

WIND/VENT +1.1M/SEC TEMPERATURE 29C 82F

Women/200M
Round 2 Heat 2 / Aug. 08**Femmes/200m**
Tour éliminatoire 2 serie 2 / 08 Aout

RANK	LANE	NAME	CTRY	RESULT
RANG	COUL			RESULTAT
1	4	Ottey-Page, Merlene	JAM	22.53 Q
2	3	Gaschet, Lilliane	FRA	22.87 Q
3	5	Cook, Kathryn	GBR	23.02 Q
4	6	Masullo, Marisa	ITA	23.19 Q
5	1	Schabinger, Michaela	FRG	23.84
6	7	Mo, Myung-Hee	KOR	24.70
7	2	Schumann-Lottman, Christa	GUA	24.90
8	8	Kyomo, Nzaeli	TAN	25.11

WIND/VENT -1.0M/SEC TEMPERATURE 28C 82F

Women/200M
Round 2 Heat 3 / Aug. 08**Femmes/200m**
Tour éliminatoire 2 serie 3 / 08 Aout

RANK	LANE	NAME	CTRY	RESULT
RANG	COUL			RESULTAT
1	6	Jackson, Grace	JAM	22.52 Q
2	1	Givens, Randy	USA	22.81 Q
3	5	Vader, Elisabeth	HOL	23.31 Q
4	3	Waithera, Ruth	KEN	23.37 Q
5	4	Naigre, Raymonde	FRA	23.54
6	2	Rione, Teresa	ESP	23.78
7	8	Buala, Elanga	NGU	24.87
8	7	Ndow, Amie	GAM	25.24

WIND/VENT +0.5 M/SEC TEMPERATURE 28C 82F

Women/200M
Round 2 Heat 1 / Aug. 08**Femmes/200m**
Tour éliminatoire 2 serie 4 / 08 Aout

RANK	LANE	NAME	CTRY	RESULT
RANG	COUL			RESULTAT
1	6	Griffith, Florence	USA	22.33 Q
2	5	Baptiste, Joan	GBR	23.11 Q
3	7	Gaugel, Heide	FRG	23.19 Q
4	8	Marjamaa, Helinae	FIN	23.51 Q
5	3	Aksu, Bemra	TUR	24.03
6	2	Enang Mesode, Ruth	CMR	24.25
7	4	Estrella, Divina	DOM	24.98
1		Tahapari, Emma	INA	DNS

WIND/VENT +1.4 M/C TEMPERATURE 28C 82F

Athletics

Women/200M Semi-Final Heat 1 / Aug. 09

The first 4 qualify for the final
Les 4 premiers se qualifient pour la finale

RANK	LANE	NAME	CTRY	RESULT
RANG	COUL			RESULTAT
1	7	Griffith, Florence	USA	22.27 Q
2	1	Ottey-Page, Merlene	JAM	22.57 Q
3	3	Givens, Randy	USA	22.69 Q
4	5	Gaschet, Liliane	FRA	22.73 Q
5	8	Baptiste, Joan	GBR	22.86
6	4	Marjamaa, Helinae	FIN	23.12
7	6	Vader, Elisabeth	HOL	23.43
8	2	Waithera, Ruth	KEN	23.45


WIND/VENT +1.0M/SEC TEMPERATURE 27C 80F

Women/200M Semi-Final Heat 2 / Aug. 09

RANK	LANE	NAME	CTRY	RESULT
RANG	COUL			RESULTAT
1	2	Brisco-Hooks, Valerie	USA	22.28 Q
2	1	Jackson, Grace	JAM	22.32 Q
3	5	Cook, Kathryn	GBR	22.38 Q
4	4	Bacoul, Rose Aimee	FRA	22.53 Q
5	6	Bailey, Angela	CAN	22.75
6	7	Masullo, Marisa	ITA	22.88
7	3	Gaugel, Heide	FRG	23.02
8	8	Davis, Pauline	BAH	23.02

WIND/VENT +1.4M/SEC TEMPERATURE 27C 80F

Women/200M Final / Aug.09

RANK	LANE	NAME	CTRY	RESULT	100 M TIMES
RANG	COUL			RESULTAT	100 M TEMPS
1	7	Brisco-Hooks, Valerie	USA	21.81 	(11.20, 10.61)
2	4	Griffith, Florence	USA	22.04	(11.17, 10.87)
3	2	Ottey-Page, Merlene	JAM	22.09	(11.26, 10.83)
4	3	Cook, Kathryn	GBR	22.10	(11.37, 10.73)
5	8	Jackson, Grace	JAM	22.20	(11.44, 10.74)
6	5	Givens, Randy	USA	22.36	(11.51, 10.85)
7	6	Bacoul, Rose Aimee	FRA	22.78	(11.48, 11.30)
8		Gaschet, Liliane	FRA	22.86	(11.67, 11.19)

WIND/VENT -0.1M/SEC TEMPERATURE 25C 76F

Race-in-Review: Florence Griffith (USA) was first out of the blocks and led Valerie Brisco-Hooks (USA), Merlene Ottey-Page (JAM), and Kathy Cook (GBR) after 100 meters. Coming into the homestretch, Brisco-Hooks powered past Griffith who held off the late charges of Ottey-Page and Cook for the silver medal. Ottey-Page edged Cook for the bronze medal by .01 second.
Compte rendu: Florence Griffith (USA) était la plus rapide à sortir des blocs de départ et menait devant Valerie Brisco-Hooks (USA), Merlene Ottey (JAM) et Kathy Cook (GBR) après 100m de course. A l'entrée de la ligne droite d'arrivée, Brisco-Hooks passait Griffith qui résistait cependant aux derniers assauts d'Ottey et de Cook pour s'assurer la médaille d'argent. Ottey battait Cook pour la médaille de bronze d'un/100e de seconde.

Women/400M Round 1 Heat 1 / Aug. 04

The first 4 qualify for semi-final
Les 4 premiers se qualifient pour la demi-finale

RANK	LANE	NAME	CTRY	RESULT
RANG	COUL			RESULTAT
1	4	Cheeseborough, Chandra	USA	50.94 Q
2	2	Crooks, Charmaine	CAN	52.04 Q
3	1	Oliver, Ilrey	JAM	52.19 Q
4	5	Griffith, June	GUY	52.27 Q
5	7	Schulte-Mattler, Heike	FRG	52.77
6	8	Rossi, Erica	ITA	53.04
7	6	Joseph, Joycelyn	ANT	53.63
8	3	Meigham-Juarez, Zonia	GUA	55.64

TEMPERATURE 24C 76F

Women/400M Round Heat 2 / Aug. 04

RANK	LANE	NAME	CTRY	RESULT
RANG	COUL			RESULTAT
1	2	Bussmann, Gaby	FRG	52.42 0
2	8	Cook, Kathryn	GBR	52.64 0
3	6	Killingbeck, Molly	CAN	52.77 0
4	3	Ratray, Cathy	JAM	52.78 0
5	7	Emmanuel, Gail	TRI	54.07
6	4	Buala, Elanga	NGU	56.82
7	5	Addy, Mercy	GHA	58.91

TEMPERATURE 25C 77F

Femmes/200m Demi-finale serie 1 / 09 Aout

RANK	LANE	NAME	CTRY	RESULT
RANG	COUL			RESULTAT
1	7	Griffith, Florence	USA	22.27 Q
2	1	Ottey-Page, Merlene	JAM	22.57 Q
3	3	Givens, Randy	USA	22.69 Q
4	5	Gaschet, Liliane	FRA	22.73 Q
5	8	Baptiste, Joan	GBR	22.86
6	4	Marjamaa, Helinae	FIN	23.12
7	6	Vader, Elisabeth	HOL	23.43
8	2	Waithera, Ruth	KEN	23.45


WIND/VENT +1.0M/SEC TEMPERATURE 27C 80F

Femmes/200m Demi-finale serie 2 / 09 Aout

RANK	LANE	NAME	CTRY	RESULT
RANG	COUL			RESULTAT
1	2	Brisco-Hooks, Valerie	USA	22.28 Q
2	1	Jackson, Grace	JAM	22.32 Q
3	5	Cook, Kathryn	GBR	22.38 Q
4	4	Bacoul, Rose Aimee	FRA	22.53 Q
5	6	Bailey, Angela	CAN	22.75
6	7	Masullo, Marisa	ITA	22.88
7	3	Gaugel, Heide	FRG	23.02
8	8	Davis, Pauline	BAH	23.02

WIND/VENT +1.4M/SEC TEMPERATURE 27C 80F

Femmes/200m Finale / 09 Aout

RANK	LANE	NAME	CTRY	RESULT	100 M TIMES
RANG	COUL			RESULTAT	100 M TEMPS
1	7	Brisco-Hooks, Valerie	USA	21.81 	(11.20, 10.61)
2	4	Griffith, Florence	USA	22.04	(11.17, 10.87)
3	2	Ottey-Page, Merlene	JAM	22.09	(11.26, 10.83)
4	3	Cook, Kathryn	GBR	22.10	(11.37, 10.73)
5	8	Jackson, Grace	JAM	22.20	(11.44, 10.74)
6	5	Givens, Randy	USA	22.36	(11.51, 10.85)
7	6	Bacoul, Rose Aimee	FRA	22.78	(11.48, 11.30)
8		Gaschet, Liliane	FRA	22.86	(11.67, 11.19)

WIND/VENT -0.1M/SEC TEMPERATURE 25C 76F

Race-in-Review: Florence Griffith (USA) was first out of the blocks and led Valerie Brisco-Hooks (USA), Merlene Ottey-Page (JAM), and Kathy Cook (GBR) after 100 meters. Coming into the homestretch, Brisco-Hooks powered past Griffith who held off the late charges of Ottey-Page and Cook for the silver medal. Ottey-Page edged Cook for the bronze medal by .01 second.
Compte rendu: Florence Griffith (USA) était la plus rapide à sortir des blocs de départ et menait devant Valerie Brisco-Hooks (USA), Merlene Ottey (JAM) et Kathy Cook (GBR) après 100m de course. A l'entrée de la ligne droite d'arrivée, Brisco-Hooks passait Griffith qui résistait cependant aux derniers assauts d'Ottey et de Cook pour s'assurer la médaille d'argent. Ottey battait Cook pour la médaille de bronze d'un/100e de seconde.

Femmes/400m Tour éliminatoire 1 serie 1 / 04 Aout

RANK	LANE	NAME	CTRY	RESULT
RANG	COUL			RESULTAT
1	4	Cheeseborough, Chandra	USA	50.94 Q
2	2	Crooks, Charmaine	CAN	52.04 Q
3	1	Oliver, Ilrey	JAM	52.19 Q
4	5	Griffith, June	GUY	52.27 Q
5	7	Schulte-Mattler, Heike	FRG	52.77
6	8	Rossi, Erica	ITA	53.04
7	6	Joseph, Joycelyn	ANT	53.63
8	3	Meigham-Juarez, Zonia	GUA	55.64

TEMPERATURE 24C 76F

Femmes/400m Tour éliminatoire 1 serie 2 / 04 Aout

RANK	LANE	NAME	CTRY	RESULT
RANG	COUL			RESULTAT
1	2	Bussmann, Gaby	FRG	52.42 0
2	8	Cook, Kathryn	GBR	52.64 0
3	6	Killingbeck, Molly	CAN	52.77 0
4	3	Ratray, Cathy	JAM	52.78 0
5	7	Emmanuel, Gail	TRI	54.07
6	4	Buala, Elanga	NGU	56.82
7	5	Addy, Mercy	GHA	58.91

TEMPERATURE 25C 77F

Athlétisme

Women/400M Round 1 Heat 3 / Aug. 04

RANK	LANE	NAME	CTRY	RESULT
RANG	COUL			RESULTAT
1	3	Leatherwood, Lillie	USA	52.05 0
2	2	Payne, Marita	CAN	52.89 0
3	7	Bamett, Helen	GBR	52.94 0
4	8	Mathieu, Mane Lande	PUR	53.27 0
5	6	Tahapari, Emma	INA	55.82
6	1	Srithoa, Realwadee	THA	58.11

TEMPERATURE 25C 77F

Women/400M Round 1 Heat 4 / Aug. 04

RANK	LANE	NAME	CTRY	RESULT
RANG	COUL			RESULTAT
1	2	Brisco-Hooks, Valerie	USA	51.42 Q
2	8	Waithera, Ruth	KEN	52.53 Q
3	5	Thimm, Ute	FRG	52.53 Q
4	3	Scutt, Michelle	GBR	52.89 Q
5	4	Green, Cynthia	JAM	53.61
6	7	Blackman, Carlon	BAR	54.26
7	6	Mina, Zeina	LIB	59.56

TEMPERATURE 25C 77F

Women/400M Semi-Final Heat 1 /Aug. 05

The first 4 qualify for the final
Les 4 premiers se qualifient pour la finale

RANK	LANE	NAME	CTRY	RESULT
RANG	COUL			RESULTAT
1	4	Brisco-Hooks, Valerie	USA	51.14 Q
2	6	Cook, Kathryn	GBR	51.49 Q
3	1	Crooks, Charmaine	CAN	51.53 Q
4	2	Waithera, Ruth	KEN	52.21 Q
5	5	Griffith, June	GUY	52.39
6	8	Ratray, Cathy	JAM	53.23
7	7	Mathieu, Marie Lande	PUR	53.69
	3	Bussmann, Gaby	FRG	DNS


TEMPERATURE 29c 82F

Women/400M Semi-Final Heat 2 / Aug. 05

RANK	LANE	NAME	CTRY	RESULT
RANG	COUL			RESULTAT
1	5	Cheeseborough, Chandra	USA	50.32 0
2	2	Leatherwood, Lillie	USA	50.83 0
3	6	Payne, Marita	CAN	50.94 Q
4	8	Thimm, Ute	FRG	51.03 Q
5	3	Killingbeck, Molly	CAN	51.72
6	4	Scutt, Michelle	GBR	52.07
7	1	Oliver, Ilrey	JAM	52.14
8	7	Bamett, Helen	GBR	52.26

TEMPERATURE 29C 82F

Women/400M Final / Aug. 06

RANK	LANE	NAME	CTRY	RESULT	200 M TIMES
RANG	COUL			RESULTAT	200 M TEMPS
1	5	Brisco-Hooks, Valerie	USA	48.83 	(23.5, 25.4)
2	7	Cheeseborough, Chandra	USA	49.05	(24.2, 24.9)
3	6	Cook, Kathryn	GBR	49.42	(23.4, 26.1)
4	2	Payne, Marita	CAN	49.91	(24.6, 25.4)
5	8	Leatherwood, Lillie	USA	50.25	(24.4, 25.9)
6	1	Thimm, Ute	FRG	50.37	(24.9, 25.5)
7	3	Crooks, Charmaine	CAN	50.45	(24.8, 25.7)
8	4	Waithera, Ruth	KEN	51.56	(25.1, 26.5)

TEMPERATURE 28C 84F

Race-in-Review: Kathy Cook (GBR) burst out to a large early lead and led Valerie Brisco-Hooks (USA), Chandra Cheeseborough (USA) and Lillie Leatherwood (USA) into the final curve. Brisco-Hooks and Cheeseborough were the first two out of the curve and maintained their positions to the finish. Cook held off the finishing kick of Marita Payne (CAN) for the bronze medal.
Compte rendu: Kathy Cook (GBR) prenait au debut de la course une avance relativement importante et menait devant Valerie Brisco-Hooks (USA), Chandra Cheeseborough (USA) et Lillie Leatherwood (USA) au debut du dernier virage. Brisco-Hooks et Cheeseborough étaient les premières à sortir du virage et maintenaient leurs positions jusqu'à l'arrivée. Cook résistait avec succès à l'assaut final de Marita Payne (CAN) pour remporter la médaille de bronze.



Women/800M
Round 1 Heat 1 / Aug. 03

Femmes/800m
Tour éliminatoire 1 serie 1 / 03 Aout

The first 3 and 4 next fastest overall qualify for semi-final
Les 3 premiers et les 4 meilleurs temps se qualifient pour la demi-finale

RANK	LANE	NAME	CTRY	RESULT	INTERMEDIATE	LEADERS
RANG	COUL			RESULTAT	PREMIERS	DES INTERMEDIARES
1	6	Klinger, Margrit	FRG	2:03.66 Q	400	1:00.57 Clark
2	4	Wysocki, Ruth	USA	2:04.05 Q		Wysocki
3	5	Mc Cabe, Jill	SWE	2:04.16 Q		Klinger
4	3	Clark, Ranza	CAN	2:04.67 Q		
5	2	N'Drin, Celestine	CIV	2:06.06		
6	7	Ungu, Bankombo	ZAI	2:18.79		

TEMPERATURE 26C 78F

Women/800M
Round 1 Heat 1 / Aug. 03

Femmes/800m
Tour éliminatoire 1 serie 2 / 03 Aout

RANK	LANE	NAME	CTRY	RESULT	INTERMEDIATE	LEADERS
RANG	COUL			RESULTAT	PREMIERS	DES INTERMEDIARES
1	4	Lovin, Fita	ROM	2:01.51 Q	400	59.54 Baker
2	6	Campbell, Robin	USA	2:01.72 Q		Lovin
3	2	Baker, Lorraine	GBR	2:01.73 Q		Canpbell
4	3	Lind, Angelia	PUR	2:01.84 Q		
5	7	Chirchir, Salina	KEN	2:07.17		
6	5	Bakari, Grace	GHA	2:14.50		

TEMPERATURE 26C 78F

Women/800M
Round 1 Heat 3 / Aug. 03

Femmes/800m
Tour éliminatoire 1 serie 3 / 03 Aout

RANK	LANE	NAME	CTRY	RESULT	INTERMEDIATE	LEADERS
RANG	COUL			RESULTAT	PREMIERS	DES INTERMEDIARES
1	2	Melinte, Doina	ROM	2:02.77 Q	400	59.24 Slythe
2	4	O'Shea, Caroline	IRL	2:03.60 Q		Melinte
3	7	Slythe, Christine	CAN	2:04.17 Q		O'Shea
4	3	Abraham, Shinx K.	IND	2:04.69 Q		
5	6	Ramos, Alejandra	CHI	2:05.77		
6	8	Adiru, Evelyn	UGA	2:07.39		
7	5	Meigham-Juarez, Zonia	GUA	2:14.17		

TEMPERATURE 26C 78F

Women/800M
Round 1 Heat 4 / Aug. 03

Femmes/800m
Tour éliminatoire 1 serie 4 / 03 Aout

RANK	LANE	NAME	CTRY	RESULT	INTERMEDIATE	LEADERS
RANG	COUL			RESULTAT	PREMIERS	DES INTERMEDIARES
1	6	Gallagher, Kim	USA	2:00.37 Q	400	1:00.71 Dorio
2	2	Dorio, Gabriella	ITA	2:01.41 Q		Gallagher
3	3	VaniHulst, Eily	HOL	2:03.38 Q		Verbeek
4	4	Verbeek, Grace	CAN	2:04.16 Q		
5	7	Machado, Maria	POR	2:05.74		
6	5	Bryan, Laveme	ANT	2:11.44		

TEMPERATURE 26C 76F

Women/800M
Semi-Final Heat 1 / Aug. 04

Femmes/800m
Demi-finale serie 1 / 04 Aout

The first 4 qualify for the final
Les 4 premiers se qualifient pour la finale

RANK	LANE	NAME	CTRY	RESULT	INTERMEDIATE	LEADERS
RANG	COUL			RESULTAT	PREMIERS	DES INTERMEDIARES
1	8	Gallagher, Kim	USA	2:00.48 Q	200	28.16 Gallagher
2	3	Melinte, Doina	ROM	2:01.42 Q	400	1:01.17 Wysocki
3	4	Wysocki, Ruth	USA	2:02.31 Q		Gallagher
4	5	O'Shea, Caroline	IRL	2:02.70 Q		Slythe
5	1	VaniHulst, Eily	HOL	2:03.25	600	1:32.04 Gallagher
6	6	Lind, Angelita	PUR	2:03.27		
7	2	Slythe, Christine	CAN	2:04.95		
8	7	Clark, Ranza	CAN	2:05.42		

TEMPERATURE 25C 76F

Women/800M
Semi-Final Heat 2 Aug. 04

Femmes/800m
Demi-finale serie 2 / 04 Aout

RANK	LANE	NAME	CTRY	RESULT	INTERDIATE	LEADERS
RANG	COUL			RESULTAT	PREMIERS	DES INTERMEDIARES
1	1	Lovin, Fita	ROM	1:59.29 Q	200	28.50 Dorio
2	4	Dorio, Gabriella	ITA	1:59.53 Q	400	58.21 Dorio
3	2	Klinger, Margrit	FRG	2:00.00 Q		Baker
4	8	Baker, Lorraine	GBR	2:00.66 Q		Lovin
5	6	Campbell, Robin	USA	2:01.21	600	1:29.00 Dorio
6	7	McCabe, Jill	SWE	2:02.20		
7	3	Verbeek, Grace	CAN	2:03.23		
8	5	Abraham, Shinx K.	IND	2:05.42		

TEMPERATURE 25C 76F

Women/800M
Final / Aug. 08

Femmes/800m
Finale / 06 Aout

RANK	LANE	NAME	CTRY	RESULT	INTERMEDIATE	TIMES/200, 400, 600
RANG	COUL			RESULTAT	PREMIERS	DES INTERMEDIARES
1	4	Melinte, Doina	ROM	1:57.60		(27.98, 57.42, 1:27.85)
2	5	Gallagher, Kim	USA	1:58.63		(27.91, 57.48, 1:27.92)
3	1	Lovin, Fita	ROM	1:58.83		(28.14, 57.58, 1:28.05)
4	3	Dorio, Gabriella	ITA	1:59.05		(27.68, 57.28, 1:28.28)
5	7	Baker, Lorraine	GBR	2:00.03		(28.15, 57.65, 1:28.14)
6	8	Wysocki, Ruth	USA	2:00.34		(27.98, 58.04, 1:29.16)
7	6	Klinger, Margrit	FRG	2:00.65		(28.23, 57.66, 1:28.14)
8	2	O'Shea, Caroline	IRL	2:00.77		(28.27, 57.85, 1:28.38)

TEMPERATURE 28C 82F

Race-in-Review: Gabriella Dorio (ITA) paced the held through the first 550 meters followed closely by Doina Melinte (ROM), Kim Gallagher (USA) and Fita Lovin (ROM). With 200 meters to go, Melinte spurred in to the lead ahead of Gallagher, Lovin and Margrit Klinger (FRG). Melinte coasted to a five-meter victory and Gallagher won the battle for the silver medal just ahead of Lovin. A late move by Dorio brought her from sixth to fourth.

Compte rendu: Gabriella Dorio (ITA) menait au train pendant les 550 premiers mètres, suivie de près par Doina Melinte (ROM), Kim Gallagher (USA) et Fita Lovin (ROM). A 200 m de l'arrivée, Melinte prenait la tête devant Gallagher, Lovin et Margrit Klinger (FRG). Melinte gagnait avec cinq mètres d'avance et Gallagher battait Lovin de justesse pour la médaille d'argent. Un effort tardif ramenait Dorio de la 6e à la 4e place.

Women/1500M
Semi-Final Heat 1 / Aug. 09

Femmes/1500m
Demi-finale serie 1 / 09 Aout

The first 4 and 4 next fastest overall qualify for the final
Les 4 premiers et les meilleurs temps se qualifient pour la finale

RANK	NAME	CTRY	RESULT	INTERMEDIATE	LEADERS
RANG			RESULTAT	PREMIERS	DES INTERMEDIARES
1	Benning, Christine	GBR	4:10.48 Q	400	1:05.13 Gerdes
1	Melinte, Doina	ROM	4:10.48 Q		Chepchirchir
3	Lovin, Fita	ROM	4:10.58 Q		VanHulst
4	Gerdes, Roswitha	FRG	4:10.64 Q	800	2:16.13 Gerdes
4	McRoberts, Brit	CAN	4:10.64 Q		Chepchirchir
6	VanHulst, Eily	HOL	4:10.69 Q		Melinte
7	Kane, Missy	USA	4:11.86	1100	3:07.33 Richburg
8	Richburg, Diana	USA	4:13.35		Gerdes
9	Ritter, Helen	LIE	4:19.39		Chepchirchir
10	Chepchirchir, Justina	KEN	4:21.97	1200	3:23.88 Gerdes
11	Bryan, Laverne	ANT	4:32.44		Richburg
12	Garcia, Kriscia Lorena	ESA	4:38.00		Melinte

TEMPERATURE 27C 80F

Women/1500M
Semi-Final Heat 2 / Aug. 09

Femmes/1500m
Demi-finale serie 2 / 09 Aout

RANK	NAME	CTRY	RESULT	INTERMEDIATE	LEADERS
RANG			RESULTAT	PREMIERS	DES INTERMEDIARES
1	Dorio, Gabriella	ITA	4:04.51 Q	400	1:06.72 Dorio
2	Puica, Maricica	ROM	4:05.30 Q		Boxer
3	Wysocki, Ruth	USA	4:06.65 Q		Scott
4	Boxer, Christina	GBR	4:07.40 Q	800	2:12.98 Dorio
5	MacDougall, Lynne	GBR	4:09.08 Q		Boxer
6	Scott, Debbie	CAN	4:09.16 Q		Wysocki
7	McCabe, Jill	SWE	4:16.48	1100	3:01.57 Dorio
8	Ramos, Alejandra	CHI	4:22.03		Boxer
9	Gongora, Liliana M.	ARG	4:28.02		Scott
10	Mukamurenzi, Maricane	RWA	4:31.56	1200	3:17.52 Dorio
	Klinger, Margrit	FRG	DNS		Boxer
					Scott

TEMPERATURE 27C 80F

Women/1500M
Final / Aug. 11

Femmes/1500m
Finale / 11 Aout

RANK	NAME	CTRY	RESULT	INTERMEDIATE	TIMES/400, 800, 1100, 1200
RANG			RESULTAT	PREMIERS	DES INTERMEDIARES
1	Dorio, Gabriella	ITA	4:03.25		(1:06.42, 2:14.75, 3:01.77, 3:16.92)
2	Melinte, Doina	ROM	4:03.76		(1:06.56, 2:14.90, 3:02.07, 3:17.26)
3	Puica, Maricica	ROM	4:04.15		(1:06.83, 2:15.36, 3:02.55, 3:17.72)
4	Gerdes, Roswitha	FRG	4:04.41		(1:06.23, 2:14.90, 3:02.46, 3:17.57)
5	Benning, Christine	GBR	4:04.70		(1:06.32, 2:15.10, 3:02.70, 3:17.82)
6	Boxer, Christina	GBR	4:05.53		(1:06.14, 2:14.66, 3:02.33, 3:17.27)
7	McRoberts, Brit	CAN	4:05.98		(1:06.65, 2:15.38, 3:02.93, 3:18.23)
8	Wysocki, Ruth	USA	4:08.92		(1:06.60, 2:15.16, 3:03.86, 3:20.08)
9	Lovin, Fita	ROM	4:09.11		(1:07.09, 2:15.70, 3:04.21, 3:20.62)
10	Scott, Debbie	CAN	4:10.41		(1:06.75, 2:15.62, 3:05.49, 3:22.36)
11	MacDougall, Lynne	GBR	4:10.58		(1:06.90, 2:15.54, 3:05.68, 3:22.48)
12	VanHulst, Eily	HOL	4:11.58		(1:06.41, 2:15.31, 3:05.43, 3:22.33)

TEMPERATURE 28C 82F

Race-in-Review: Christine Boxer (GBR) and Roswitha Gerdes (FRG) paced the field through the first 800 meters. With one lap to go, Gabriella Dorio (ITA) took the lead followed by Doina Melinte (ROM), Boxer, and Gerdes. Melinte went to the front with 200 meters to go, followed closely by Dorio and Gerdes. Dorio regained the lead entering the homestretch to take the gold medal ahead of Melinte. A big finish by Maricica Puica (ROM) captured the bronze medal from Gerdes.

Compte rendu: Christine Boxer (GBR) et Roswitha Gerdes (FRG) imposaient le rythme pendant les 800 premiers mètres. A un tour de l'arrivée, Gabriella Dorio (ITA) prenait la tête, suivie de Doina Melinte (ROM), Boxer et Gerdes. A 200 m de l'arrivée, Melinte prenait la tête, suivie de très près par Dorio et Gerdes. Dorio reprenait la tête à l'entrée de la ligne droite pour ravir la médaille d'or à Melinte. Un puissant sprint permettait à Maricica Puica (ROM) de ravir la médaille de bronze à Gerdes.

Athletics

Athlétisme

Women/3000M Round 1 Heat 1 / Aug. 08

Femmes/3000m Tour éliminatoire 1 serie 1 / 08 Aout

The first 3 and next 3 fastest overall qualify for the final
Les 3 premiers et les 3 meilleurs temps se qualifient pour la finale

RANK RANG	NAME	CTRY	RESULT RESULTAT	INTERMEDIATE PREMIERS DES	LEADERS INTERMEDIARES
1	Decker, Mary	USA	8:44.38 Q	1000	2:53.74 Decker
2	Williams, Lynn	CAN	8:45.77 Q		Possamai
3	Possamai, Agnese	ITA	8:45.84 Q		Furniss
4	Cunha, Aurora	POR	8:46.38 Q	2000	2:54.08 Decker
5	Rodger, Dianne	NZL	8:47.90 Q		Possamai
6	Furniss, Jane	GBR	8:48.00		Furniss
7	Kimaiyo, Helen	KEN	8:57.21	2600	7:39.95 Decker
8	Smyth, Roisin	IRL	9:01.69		Possamai
10	Abdallah, Raida Ritter, Helen	JOR LIE	10.48.00 DNS		Williams

TEMPERATURE 22C 70F

Women/3000M Round 1 Heat 2 / Aug. 08

Femmes/3000m Tour éliminatoire 1 serie 2 / 08 Aout

RANK RANG	NAME	CTRY	RESULT RESULTAT	INTERMEDIATE PREMIERS DES	LEADERS INTERMEDIARES
1	Kraus, Brigitte	FRG	8:57.53 Q	1000	3:05.59 Sly
2	Hansen, Joan	USA	8:58.64 Q		Kraus
3	Sly, Wendy	GBR	8:58.66 Q		Hansen
4	Machado, Maria	POR	9:01.77	2000	6:10.07 Sly
5	Gould, Donna	AUS	9:05.56		Kraus
6	Ernstroem, Eva	SWE	9:06.54		Hansen
	Bergent, Annette	FRA	9:15.82	2600	7:55.29 Sly
8	French, Sue	CAN	9:24.66		Kraus
9	Gongora, Liliana M.	ARG	9:41.14		Hansen
10	Mwanjala, Hwinda	TAN	9:42.66		

TEMPERATURE 22C 69F

Women/3000M Round 1 Heat 3 / Aug. 08

Femmes/3000m Tour éliminatoire 1 serie 3 / 08 Aout

RANK RANG	NAME	CTRY	RESULT RESULTAT	INTERMEDIATE PREMIERS DES	LEADERS INTERMEDIARES
1	Puica, Maricica	ROM	8:43.32 Q	1000	2:59.16 Budd
2	Bremser, Cindy	USA	8:43.97 Q		Puica
3	Budd, Zola	GBR	8:44.62 Q		Buerki
4	Buerki, Cornelia	SUI	8:45.82 Q	2000	5:53.77 Budd
5	Joyce, Monica	IRL	8:54.34		Puica
6	Fitch, Geri	CAN	9:07.18		Bremser
7	Mukamurenzi, Mariciane	RWA	9:27.08	2600	7:38.68 Budd
8	Zutshi, Gita	IND	9:40.63		Bremser
9	Garcia, Kriscia Lorena	ESA	9:42.28		Puica
	Regonesi, Monica	CHI	DNF		
	Mota, Rosa	POR	DNF		

TEMPERATURE 22C 70F

Women/3000M Final / Aug. 10

Femmes/3000m Finale / 10 Aout

RANK RANG	NAME	CTRY	RESULT RESULTAT	INTERMEDIATE TIMES/ TEMPS INTERMEDIARES	1000, 2000, 2600
1	Puica, Maricica	ROM	8:35.96	(2:50.66, 5:44.27, 7:30.43)	
2	Sly, Wendy	GBR	8:39.47	(2:50.76, 5:44.15, 7:30.31)	
3	Williams, Lynn	CAN	8:42.14	(2:50.86, 5:47.48, 7:34.99)	
4	Bremser, Cindy	USA	8:42.78	(2:51.57, 5:47.89, 7:34.88)	
5	Buerki, Cornelia	SUI	8:45.20	(2:51.22, 5:49.34, 7:37.11)	
6	Cunha, Aurora	POR	8:46.37	(2:51.04, 5:48.74, 7:37.91)	
7	Budd, Zola	GBR	8:48.80	(2:50.48, 5:44.09, 7:31.55)	
8	Hansen, Joan	USA	8:51.53	(2:51.56, 5:49.67, 7:37.28)	
9	Rodger, Dianne	NZL	8:56.43	(2:51.86, 5:50.42, 7:42.21)	
10	Possamai, Agnese	ITA	9:10.82	(2:50.82, 5:49.10, 7:50.05)	
	Kraus, Brigitte	FRG	DNF	(2:51.29, 5:49.86)	
	Decker, Mary	USA	DNF	(2:50.43)	

TEMPERATURE 24C 75F

Race-in-Review: Mary Decker (USA) paced the field through the first half of the race with Zola Budd (GBR), Maricica Puica (ROM) and Wendy Sly (GBR) just behind. Decker fell at the 1700-meter over the lead with Sly, Puica and Lynn Williams (CAN) trailing. On the final lap Puica and Sly accelerated as Budd fell back. Puica scored a wide victory with Sly second and Williams nosing out Cindy Bremser (USA) for the bronze medal.

Compte rendu: Mary Decker (USA) menait pendant toute la première moitié de la course avec Zola Budd (GBR). Maricica Puica (ROM) et Wendy Sly (GBR) juste derrière elle. Decker tombait après 1700 m de course et Budd prenait la tête devant Sly, Puica et Lynn Williams (CAN). Pendant le dernier tour, Puica et Sly accélèrent tandis que Budd était distancée. Puica remportait une nette victoire devant Sly et Williams battait Cindy Bremser (USA) pour remporter la médaille de bronze.

Women/Marathon Final / Aug. 05

Femmes/marathon Finale / 05 Aout

RANK RANG	CTRY	NAME	5 KM 25 KM	10 KM 30 KM	15 KM 35 KM	20 KM 40 KM	RESULT RESULTAT
1	USA	Benoit, Joan	18:15 1:25:24	35:24 1:42:23	51:46 1:59:41	1:08:32 2:17:14	2:24:52
2	NOR	Waitz, Grete	18:21 1:27:15	35:35 1:44:13	52:37 2:01:12	1:09:57 2:18:41	2:26:18
3	POR	Mota, Rosa	18:EI 1:27:14	35:39 1:44:13	52:38 2:01:41	1:09:44 2:19:27	2:26:57
4	NOR	Kristiansen, Ingrid	18:21 1:27:16	35-28 1:44:13	52:38 2:01:32	1:09:56 2:19:34	2:27:34
5	NZL	Moller, Lorraine	18:21 1:27:21	35:38 1:44:42	52:37 2:02:43	1:09:58 2:21:05	2:28:34
6	GBR	Welch, Priscilla	18:21 1:27:29	35:50 1:44:42	52:38 2:02:41	1:09:59 2:21:11	2:28:54
7	AUS	Martin, Lisa	18:23 1:27:20	35:57 1:44:46	52:38 2:02:48	1:10:01 2:21:17	2:29:03
8	CAN	Ruegger, Sylvie	18:22 1:27:15	35:36 1:44:34	52:37 2:02:45	1:09:57 2:22:23	2:29:09
9	ITA	Fogli, Laura	18:22 1:27:15	36:24 1:44:23	52:38 2:02:43	1:09:56 2:22:20	2:29:28
10	FIN	Toivonen, Tuija	18:23 1:27:16	36:19 1:45	52:38 2:03:57	1:09:57 2:23:56	2:32:07
11	GBR	Smith, Joyce	18:23 1:27:56	35:55 1:46	52:38 2:05:04	1:10:02 2:24:31	2:32:48
12	ITA	Milana, Alba	18:25 1:28:29	35:59 1:47	52:58 2:05:39	1:10:25 2:24:50	2:33:01
13	DEN	Rasmussen, Dorthe S	18:23 1:28:25	35:57 1:47	52:38 2:06:00	1:10:03 2:25:17	2:33:40
14	GBR	Rowell, Sarah	18:23 1:28:29	35:53 1:47	52:38 2:06:07	1:10:19 2:25:43	2:34:08
15	FIN	Keskitalo, Sinikka	18:23 1:28:42	35:56 1:48	52:38 2:06:53	1:10:20 2:26:47	2:35:15
16	FRG	Teske, Charlotte	18:23 1:28:54	35:54 1:48	52:38 2:08:01	1:10:19 2:27:21	2:35:56
17	CAN	Malone, Annemarie	18:26 1:29:52	36:10 1:49	53:14 2:07:53	1:11:20 2:27:49	2:36:33
18	SWE	Hamrin, Mane-Louise	18:23 1:27:32	35:31 1:46	52:38 2:06:27	1:09:59 2:27:34	2:36:41
19	JPN	Sasaki, Nanae	18:26 1:30:09	36:22 1:49	53:29 2:08:46	1:11:39 2:28:53	2:37:04
20	ITA	Moro, Paola	18:53 1:31:26	37:18 1:50	54:46 2:09:24	1:12:56 2:28:51	2:37:06
21	BEL	Van Landeghem, Ria	18:53 1:31:36	37:22 1:50	54:50 2:09:32	1:13:02 2:29:02	2:37:11
22	HOL	Beurskens, Carla	18:23 1:27:33	35:51 1:46	52:38 2:06:05	1:10:01 2:28:15	2:37:51
23	IRL	Joyce, Regina	18:25 1:28:08	36:06 1:46	52:52 2:05:32	1:10:20 2:27:20	2:37:57
24	BEL	Deurbroeck, Marie-Christi	18:25 1:30:20	36:15 1:49	53:29 2:08:46	1:11:36 2:29:07	2:38:01
25	MEX	Trujillo, Maria	18:34 1:31:12	36:38 1:50	53:58 2:09:59	1:12:14 2:30:16	2:38:50
26	NOR	Moe, Bente	19:32 1:33:37	38:22 1:53	56:25 2:12:23	1:15:03 2:32:16	2:40:52
27	NZL	O'Connor, Mary	18:25 1:31:01	35:58 1:51	53:14 2:11:40	1:11:49 2:32:41	2:41:22
28	IRL	May, Carey	18:25 1:35:15	36:33 1:54	55:09 2:13:46	1:13:57 2:33:16	2:41:27
29	BEL	Peeters, Francine	18:33 1:30:59	36:40 1:51	54:10 2:12:11	1:12:04 2:33:42	2:42:22
30	ISR	Shmueli, Zehava	18:25 1:32:19	36:26 1:52	54:10 2:12:21	1:13:06 2:33:26	2:42:27
31	HRG	Ng, Lai-Chu	19:00 1:34:15	37:36 1:54	55:38 2:14:09	1:14:42 2:34:07	2:42:38
32	CHI	Regonesi, Monica	18:58 1:35:24	37:58 1:56	56:32 2:16:14	1:15:40 2:36:32	2:44:44
33	PUR	Nazario, Naydi	19:03 1:36:02	38:18 1:56	56:32 2:16:32	1:15:58 2:37:19	2:45:49
34	HKG	Gordon, Yuko	18:34 1:31:47	36:42 1:52	54:06 2:13:08	1:12:44 2:35:47	2:46:12
35	PER	Guevara, Ena	19:00 1:34:32	37:52 1:55	55:51 2:15:47	1:14:49 2:36:16	2:46:50
36	USA	Brown, Julie	18:21 1:27:57	35:26 1:48	52:37 2:09:47	1:09:58 2:36:13	2:47:33
37	SUI	Andersen-Scheiss, Gabriel	18:25 1:31:22	36:23 1:50	54:04 2:09:29	1:12:36 2:31:59	2:48:42
38	POR	Borrallho, Rita	19:50 1:38:51	39:57 1:59	59:15 2:19:55	1:18:57 2:42:00	2:50:58
39	POR	Ferreira, Maria	19:50 1:38:51	39:57 1:59	59:15 2:19:54	1:18:57 2:42:00	2:50:58
40	MEX	Cardenas, Maria	18:39 1:35:17	37:21 1:57	55:24 2:18:28	1:14:41 2:41:33	2:51:03
41	MEX	Ronquillo, Maria	18:57 1:34:43	37:51 1:55	56:00 2:17:08	1:14:56 2:40:44	2:51:04
42	BOL	Wright, Nelly	19:05 1:35:56	38:16 1:57	56:29 2:18:40	1:15:49 2:41:51	2:51:35
43	KEN	Wagaki, Mary	18:26 1:33:18	36:30 1:55	54:31 2:18:18	1:13:33 2:43:16	2:52:00
44	BRA	Mendonca, Eleonora	19:19 1:38:18	38:59 1:59	57:46 2:20:40	1:17:43 2:43:46	2:52:19
	NGR	Mbanugo, Ifeoma	19:50 1:44:34	40:44 2:08	1:00:56 2:36:10	1:22:22 2:57:07	DNF
	JPN	Masuda, Akemi	18:26 1:30:23	36:54 1:51	55:07 2:10:47		DNF
	CAN	Gareau, Jacqueline	18:24 1:30:23	35:52 1:51	52:38 2:10:47		DNF
	USA	Ishphoring, Julie	18:25 1:27:22	36:13 1:45:13	54:06 2:10:47		DNF
	NZL	Audain, Anne	18:21 1:27:22	35:50 1:45:13	52:37 2:10:47	1:09:58	DNF
	HON	Diaz De Cano, Leda	26:20	54:11	1:21:21	1:49:51	DNF

TEMPERATURE 27C 80F

Race-in-Review: Joan Benoit (USA) took an early lead and stretched her six second lead at five km to 51 seconds at 15 km. The second pack included Grete Waitz (NOR), Lorraine Moller (NZL), Sylvie Ruegger (CAN), Lisa Martin (AUS), Priscilla Welch (GBR), Ingrid Kristiansen (NOR), and Rosa Mota (POR). Benoit extended her advantage to nearly two minutes by 25 km and won the gold medal by 1:26 over Waitz. Mota finished strongly for the bronze medal ahead of Kristiansen.

Comp te rendu: Joan Benoit (USA) prenait la tête; de 6 secondes aux 5 km, son avance s'accroissait à 51 secondes aux 15 km. Le peloton des seconds comprenait Grete Waitz (NOR), Lorraine Moller (NZL), Sylvie Ruegger (CAN), Lisa Martin (AUS), Priscilla Welch (GBR), Ingrid Kristiansen (NOR) et Rosa Mota (POR). Aux 25 km, Benoit avait accru son avance à près de 2 minutes et gagnait la médaille d'or avec 1 minute 26 secondes d'avance sur Waitz. Mota finissait très fort pour gagner la médaille de bronze devant Kristiansen.

**Women/100MHurdles**
Round 1 Heat 1 / Aug. 09**Femmes/100mhaies**
Tour éliminatoire 1 serie 1 / 09 Aout

The first 3 and next 4 fastest overall qualify for the semi-final
Les 3 premiers et les 4 meilleurs temps se qualifient pour la demi-finale

RANK	LANE	NAME	CTRY	RESULT
RANG	COUL			RESULTAT
1	4	Fitzgerald-Brown, Benita	USA	13.13 Q
2	2	Chardonnet, Michele	FRA	13.32 Q
3	7	Danville, Sharon	GBR	13.46 Q
4	3	Ngambi, Cecile	CMR	13.64 Q
5	5	Nelson, Karen	CAN	13.77
6	6	Ingiro, Barbra	NGU	15.39

WIND/VENT -1.3M/SEC TEMPERATURE 27C 80F

Women/100MHurdles
Round 1 Heat 2 / Aug. 09**Femmes/100mhaies**
Tour éliminatoire 1 serie 2 / 09 Aout

RANK	LANE	NAME	CTRY	RESULT
RANG	COUL			RESULTAT
1	2	Strong, Shirley	GBR	12.66 Q
2	5	Oker, Edith	FRG	13.14 Q
3	3	Nunn, Glynis	AUS	13.29 Q
4	6	Hunter, Sophia	JAM	13.44 Q
5	4	Liu, Huajin	CHN	13.64 Q
6	7	Pantazi, Elisavet	GRE	14.20
	8	Garcia, Esmeralda	BRA	DNS

WIND/VENT +2.8M/SEC TEMPERATURE 27C 80F

Women/100MHurdles
Round 1 Heat 3 / Aug. 09**Femmes/100mhaies**
Tour éliminatoire 1 serie 3 / 09 Aout

RANK	LANE	NAME	CTRY	RESULT
RANG	COUL			RESULTAT
1	7	Denk, Ulrike	FRG	13.32 Q
2	2	Turner, Kim	USA	13.33 Q
3	6	Savigny, Marie Noelle	FRA	13.36 Q
4	4	Malgadey-Forgrave, Sylvia	CAN	13.47 Q
5	3	Aksu, Bemra	TUR	13.96
	5	Tuisorisori, Miriama	FIJ	DNS

WIND/VENT -1.2M/SEC TEMPERATURE 27C 80F

Women/100MHurdles
Round 1 Heat 4 / Aug. 09**Femmes/100mhaies**
Tour éliminatoire 1 serie 4 / 09 Aout

RANK	LANE	NAME	CTRY	RESULT
RANG	COUL			RESULTAT
1	2	Page, Pamela	USA	13.32 Q
2	6	Usifo, Maria	NGR	13.54 a
3	5	Kameli, Sue	CAN	13.72 Q
4	4	Capotosto, Beatriz	ARG	13.90
5	3	Elloy, Laurence	FRA	13.96
	7	Schumann-Lottman, Christa	GUA	DNS

WIND/VENT -0.7M/SEC TEMPERATURE 27C 80F

Women/100MHurdles
Semi-Final Heat 1 / Aug. 10**Femmes/100mhaies**
Demi-finales serie 1 / 10 Aout

The first 4 qualify for the final
Les 4 premiers se qualifient pour la finale

RANK	LANE	NAME	CTRY	RESULT
RANG	COUL			RESULTAT
1	4	Turner, Kim	USA	13.11 Q
2	2	Strong, Shirley	GBR	13.16 Q
3	3	Savigny, Marie Noelle	FRA	13.30 Q
4	1	Page, Pamela	USA	13.36 Q
5	6	Oker, Edith	FRG	13.37
6	8	Malgadey-Forgrave, Sylvia	CAN	13.42
7	7	Ngambi, Cecile	CMR	13.70
a	5	Hunter, Sophia	JAM	13.64

WIND/VENT -0.2M/SEC TEMPERATURE 28C 82F

Women/100MHurdles
Semi-Final Heat 2 / Aug. 10**Femmes/100mhaies**
Demi-finale serie 2 / 10 Aout

RANK	LANE	NAME	CTRY	RESULT
RANG	COUL			RESULTAT
1	6	Fitzgerald-Brown, Benita	USA	12.96 Q
2	4	Chardonnet, Michele	FRA	13.09 Q
3	1	Nunn, Glynis	AUS	13.14 Q
4	a	Denk, Ulrike	FRG	13.20 Q
5	5	Danville, Sharon	GBR	13.35
6	3	Usifo, Maria	NGR	13.52
7	2	Liu, Huajin	CHN	13.57
8	7	Kameli, Sue	CAN	13.65

WIND/VENT +1.2M/SEC TEMPERATURE 28C 82F

Women/100MHurdles
Final / Aug. 10**Femmes/100mhaies**
Finale / 10 Aout

RANK	LANE	NAME	CTRY	RESULT
RANG	COUL			RESULTAT
1	4	Fitzgerald-Brown, Benita	USA	12.84
2	7	Strong, Shirley	GBR	12.66
3	6	Turner, Kim	USA	13.06
	5	Chardonnet, Michele	FRA	13.06
5	1	Nunn, Glynis	AUS	13.20
6	8	Savigny, Marie Noelle	FRA	13.28
7	3	Denk, Ulrike	FRG	13.32
a	2	Page, Pamela	USA	13.40

WIND/VENT -0.7M/SEC TEMPERATURE 24C 75F

Race-in-Review: Ulrike Denk (FRG) was the early leader followed by Kim Turner (USA) and Shirley Strong (GBR). By midrace, Strong was clearly the leader, followed by Benita Fitzgerald (USA) and Turner. Fitzgerald took the lead for good by the ninth hurdle to narrowly win the gold medal from Strong. Turner shared the bronze medal with the late-charging Michele Chardonnet (FRA).
Compte rendu: Ulrike Denk (FRG) était la plus rapide à partir et devançait Kim Turner (USA) et Shirley Strong (GBR). A mi-course, Strong menait nettement, suivie de Benita Fitzgerald (USA) et Turner. Fitzgerald prenait définitivement le commandement à la 9e haie pour gagner la médaille d'or devant Strong. Turner partageait la médaille de bronze avec Michele Chardonnet (FRA) qui avait remonté dans les derniers mètres.

Women/400MHurdles
Round 1 Heat 1 / Aug. 05**Femmes/400mhaies**
Tour éliminatoire 1 serie 1 / 05 Aout

The first 4 qualify for semi-final
Les 4 premiers se qualifient pour la demi-finale

RANK	LANE	NAME	CTRY	RESULT
RANG	COUL			RESULTAT
1	8	Brown, Judi	USA	55.97 Q
2	2	Usha, P. T.	IND	56.81 Q
3	3	Flintoff, Debbie	AUS	57.20 Q
4	4	Helander, Tuija	FIN	57.22 Q
5	7	Lai, Lih-Jiau	TPE	58.54
6	1	Vazquez, Alma	MEX	60.86

TEMPERATURE 27C 80F

Women/400MHurdles
Round 1 Heat 2 / Aug. 05**Femmes/400mhaies**
Tour éliminatoire 1 serie 2 / 05 Aout

RANK	LANE	NAME	CTRY	RESULT
RANG	COUL			RESULTAT
1	5	El Moutawakel, Nawal	MAR	56.49 Q
2	7	Barksdale, Sharieffa	USA	56.89 Q
3	6	Farmer, Sandra	JAM	57.06 Q
4	3	Taylor, Gladys	GBR	57.64 Q
5	2	Grime, Lynnette	NZL	56.02
6	4	Wright, Dana	CAN	56.17

TEMPERATURE 27C 80F

Women/400MHurdles
Round 1 Heat 3 / Aug. 05**Femmes/400mhaies**
Tour éliminatoire 1 serie 3 / 05 Aout

RANK	LANE	NAME	CTRY	RESULT
RANG	COUL			RESULTAT
1	6	Commandeur, Olga	HOL	56.67 Q
2	4	Cojocar, Cristina	ROW	56.94 Q
3	7	Kyalisima, Ruth	UGA	57.38 Q
4	8	Cirulli, Giuseppina	ITA	57.49 Q
5	2	Dwyer-Brown, Overill	JAM	58.42
6	5	Wright-Scott, Angela	USA	59.77
7	3	De La Cruz, Agripina	PHI	62.70

TEMPERATURE 27C 80F

Women/400MHurdles
Round 1 Heat 4 / Aug. 05**Femmes/400mhaies**
Tour éliminatoire 1 serie 4 / 05 Aout

RANK	LANE	NAME	CTRY	RESULT
RANG	COUL			RESULTAT
1	a	Skoglund, Ann Louise	SWE	55.75 Q
2	2	Usifo, Maria	NGR	57.78 Q
3	7	Morley, Susan	GBR	56.71 Q
4	6	Page, Andrea	CAN	59.09 Q
5	5	Valsamma, M. D.	IND	60.03
6	4	Blackman, Cheryl	BAR	61.19
7	3	Parr, Mary	IRL	61.66

TEMPERATURE 27C 80F

Women/400MHurdles
Semi-Final Heat 1 / Aug. 06

Femmes/400mhaies
Demi-finale serie 1 / 06 Aout

The first 4 qualify for the final
Les 4 premiers se qualifient pour la finale

RANK	LANE	NAME	CTRY	RESULT
RANG	COUL			RESULTAT
1	7	Skoglund, Ann Louise	SWE	55.17 Q
2	4	Cojocar, Cristina	ROM	55.24 Q
3	2	El Moutawakel, Nawal	MAR	55.65 Q
4	1	Farmer, Sandra	JAM	56.05 Q
5	3	Barksdale, Shariieffa	USA	56.19
6	5	Cirulli, Giuseppina	ITA	56.45
7	8	Morley, Susan	GBR	56.67
8	6	Page, Andrea	CAN	57.89

TEMPERATURE 26C 82F

Women/400Hurdles
Semi-Final Heat 2 / Aug. 06

Femmes/400mhaies
Demi-finale serie 2 / 06 Aout

RANK	LANE	NAME	CTRY	RESULT
RANG	COUL			RESULTAT
1	2	Usha, P. T.	IND	55.54 Q
2	7	Brown, Judi	USA	55.97 Q
3	3	Flintoff, Debbie	AUS	56.24 Q
4	6	Helander, Tuija	FIN	56.59 Q
5	1	Taylor, Gladys	GBR	56.72
6	a	Commandeur, Olga	HOL	57.01
7	4	Kyalisima, Ruth	UGA	57.02
a	5	Usifo, Maria	NGR	56.55

TEMPERATURE 26C 82F

Women/400MHudes
Final Aug. 08

Femmes/400mhaies
Finale / 08 Aout

RANK	LANE	NAME	CTRY	RESULT
RANG	COUL			RESULTAT
1	3	El Moutawakel, Nawal	MAR	54.61
2	a	Brown, Judi	USA	55.20
3	2	Cojocar, Cristina	ROM	55.41
4	5	Usha, P. T.	IND	55.42
5	1	Skoglund, Ann Louise	SWE	55.43
6	6	Flintoff, Debbie	AUS	56.21
7	7	Helander, Tuija	FIN	56.55
a	4	Farmer, Sandra	JAM	57.15

TEMPERATURE 26C 85F

Race-in-Review: Nawal El Moutawakel (MAR) led her rivals from the first hurdle and never relinquished her advantage. Debbie Flintoff (AUS) and Ann-Louise Skoglund (SWE) were her closest pursuers but both faltered in the stretch. Judi Brown (USA) finished very strongly for the silver medal and Cristina Cojocar (ROM) won the bronze medal in an exciting battle with P. T. Usha (IND) and Skoglund. Compte rendu: Nawal El Moutawakel (MAR) menait toutes ses rivales dès la 1ère haie et n'abandonnait jamais son avantage. Debbie Flintoff (AUS) et Ann-Louise Skoglund (SWE) étaient ses poursuivantes les plus proches mais routes deux faiblissaient dans la ligne droite. Judi Brown (USA) finissait très fort pour gagner la médaille d'argent et Cristina Cojocar u(ROM) remportait la médaille de bronze, non sans devoir se battre de très belle façon contre P T: Usha (IND) et Skoglund.

Women / 4 X 1 0 0 M
Round 1 Heat 1 / Aug. 11

Femmes / 4 x 1 0 0 m
Tour elimatoire 1 serie 1 / 11 Aout

First 3 and 2 next fastest overall qualify for the final
Les 3 premiers et les 2 meilleurs temps se qualifient pour la finale

RANK	LANE	CTRY	NAME	RESULT
RANG	COUL			RESULTAT
1	2	JAM	Burke, Janet Jackson, Grace Findlay, Veronica Ottey-Page, Merlene (10.16)	43.05 Q
2	3	GBR	Jacobs, Simone Cook, Kathryn Callender, Beverley Oakes, Heather (10.69)	43.47 Q
3	5	FRA	Bacoul, Rose Aimee Gaschet, Liliane Loyal, Marie France Naigre, Raymonde (10.62)	43.64 Q
4	4	BAH	Clarke, Eldece Davis, Pauline Greene, Debbie Fowler, Oralee (10.74)	44.15 Q
5	6	THA	Sripet, Ratjai Tangjitusom, Wallapa Patarach, Jaree Panyapuek, Wassana (10.96)	45.62

TEMPERATURE 27C 80F

Women / 4 X 1 0 0 M
Round 1 Heat 2 / Aug. 11

Femmes/4X100m
Tour elimatoire 1 serie 2 / 11 Aout

RANK	LANE	CTRY	NAME	RESULT
RANG	COUL			RESULTAT
1	6	USA	Brown, Alice Bolden, Jeanette Cheeseborough, Chandra Ashford, Evelyn (10.23)	42.59 Q
2	4	CAN	Bailey, Angela Payne, Manta Taylor, Angella Gareau, France (10.95)	43.53 Q
3	5	FRG	Oker, Edith Schabinger, Michaela Gaugel, Heide Thimm,Ute (11.22)	44.30 Q
4	3	TRI	Bernard, Janice Forde, Gillian Hope-Washington, Ester Williams, Angela (10.63)	44.78 Q
5	7	GHA	Armah, Grace Mensah, Mary Quartey, Cynthia Wiredu, Doris (10.99)	45.20
6	2	GAN	Jawo, Jabou Ndow, Amie Decker, Victoria Freeman, Georgiana (11.67)	47.18

TEMPERATURE 27C 80F

Women / 4 X 1 0 0 M
Final / Aug. 11

Femmes/4x100m
Finale/ 11 Aout

RANK	LANE	CTRY	NAME	RESULT
RANG	COUL			RESULTAT
1	5	USA	Brown, Alice (10.36) Bolden, Jeanette (10.18) Cheeseborough, Chandra(10.32) Ashford, Evelyn (9.77)	41.65
2	6	CAN	Bailey, Angela Payne, Manta Taylor, Angella Gareau, France (10.57)	42.77
3	1	GBR	Jacobs, Simone Cook, Kathryn Callender, Beverley Oakes, Heather (10.36)	43.11
4	8	FRA	Bacoul, Rose Aimee Gaschet, Liliane Loyal, Mane France Naigre, Raymonde (10.46)	43.15
5	7	FRG	Oker, Edith Schabinger, Michaela Gaugel, Heide Thimm, Ute (10.49)	43.57
6	3	BAH	Clarke, Eldece Davis, Pauline Greene, Debbie Fowler, Oralee (10.77)	44.18
7	4	TRI	Bernard, Janice Forde, Gillian Hope-Washington, Ester Williams, Angela (10.50)	44.23
8	2	JAM	Cuthbert, Juliette Jackson, Grace Findlay, Veronica Ottey-Page, Merlene (15.27)	53.54

TEMPERATURE 26C 82F

Race-in-Review: A fine start by Alice Brown gave the USA an early advantage over Canada and France. Jeanette Bolden maintained the narrow advantage over Canada and Chandra Cheeseborough lengthened the margin on the third leg. Evelyn Ashford extended the gap over Canada down the homestretch while Heather Oakes outsprinted Raymonde Naigre to bring Great Britain home third just in front of France. Compte rendu: L'excellent depart d'Alice Brown permettait aux Etats-Unis de mener devant le Canada et la France. Jeanette Bolden maintenait cette légère avance sur le Canada et Chandra Cheeseborough accroissait cette avance au tours du 3e relais. Evelyn Ash ford creusait l'écart sur le Canada au tours de la ligne droite, tandis que Heather Oakes battait Raymonde Naigre sur le fil, permettant à la Grande-Bretagne d'acquérir la médaille de bronze en devançant la France.



Women/4X400M
Round 1 Heat 1 / Aug. 10

Femmes/4X400m
Tour éliminatoire 1 serie 1 / 10 Aout

The first 3 and 2 next fastest overall qualify for the final
Les 3 premiers et les 2 meilleurs temps se qualifient pour la finale

RANK	LANE	CTRY	NAME	TIME	RESULT
RANG	COUL			TEMPS	RESULTAT
1	4	USA	Leatherwood, Lillie Howard, Sherri Dixon, Diane Howard, Denean	51.68 49.93 50.24 50.97	3:22.82 Q
2	2	JAM	Oliver, Ilrey Ratray, Cathy Thomas, Andrea Jackson, Grace	52.17 51.77 50.85 51.77	3:26.56 Q
3	3	GBR	Scutt, Michelle Barnett, Helen Taylor, Gladys Hoyte-Smith, Joslyn	52.32 52.47 51.12 51.17	3:27.68 Q
4	5	INB	Valsamma, M. D. Rao, Vandana Abraham, Shinx K. Usha, P. T.	55.00 54.28 52.94 51.63	3:33.85 Q
5	6	PUR	Mathieu, Evelyn De Jesus, Madeline Lind, Angelita Mathieu, Mane Lande	56.40 54.71 53.69 53.19	3:37.39 Q

TEMPERATURE 24C 75F

Women/4X400M
Round 1 Heat 2 / Aug. 10

Femmes/4X400m
Tour éliminatoire 1 serie 2 / 10 Aout

RANK	LANE	CTRY	NAME	TIME	RESULT
RANG	COUL			TEMPS	RESULTAT
1	5	ITA	Lombardo, Patrizia Campana, Cosetta Cirulli, Giuseppina Rossi, Erica	53.76 52.50 53.49 52.80	3:32.55 Q
2	2	FRG	Sussiek, Chritina Schulte-Mattler, Heike Leistenschneider, Nicole Bussmann, Gaby	53.16 53.08 54.72 52.67	3:33.63 Q
3	4	CAN	Wright, Dana Richardson, Jillian Crooks, Charmaine Payne, Marita	54.60 52.02 54.08 53.08	3:33.78 Q
4	6	ANT	Joseph, Joycelyn Charles, Ruperta Stevens, Monica Bryan, Laveme	53.91 53.25 55.61 56.55	3:39.32
5	3	GHA	Appiah, Martha Addy, Mercy Mensah, Mary Bakari, Grace	54.90 56.69 53.73 55.06	3:40.38

TEMPERATURE 24C 75F

Women/4X400M
Final / Aug. 11

Femmes/4X400m
Finale / 11 Aout

RANK	LANE	CTRY	NAME	TIME	RESULT
RANG	COUL			TEMPS	RESULTAT
1	8	USA	Leatherwood, Lillie Howard, Sherri Brisco-Hooks, Valerie Cheeseborough, Chandra	50.50 48.83 49.23 49.73	3:18.29 QPP
2	5	CAN	Crooks, Charmaine Richardson, Jillian Killingbeck, Molly Payne, Marita	50.30 50.22 50.62 50.07	3:21.21
3	4	FRG	Schulte-Mattler, Heike Thimm, Ute Gaugel, Heide Bussmann, Gaby	51.73 56.25 56.65 50.35	3:22.98
4	2	GBR	Scutt, Michelle Barnett, Helen Taylor, Gladys Hoyte-Smith, Joslyn	51.92 51.31 51.32 50.96	3:25.51
5	1	JAM	Oliver, Ilrey Green, Cynthia Ratray, Cathy Jackson, Grace	51.82 51.89 51.53 52.27	3:27.51

RANK	LANE	CTRY	NAME	TIME	RESULT
RANG	COUL			TEMPS	RESULTAT
6	3	ITA	Lombardo, Patrizia Campana, Cosetta Masullo, Marisa Rossi, Erica	53.16 52.74 52.41 52.51	3:30.82
7	6	IND	Valsamma, M. D. Rao, Vandana Abraham, Shinx K. Usha, P. T.	54.70 54.15 51.89 51.75	3:32.49
7	7	PUR	Mathieu, Evelyn De Jesus, Madeline Lind, Angelita Mathieu, Marie Lande		DNS

TEMPERATURE 28C 82F

Race-in-Review: Charmaine Crooks ran the fastest first leg to give Canada the lead over the USA, FRG and Great Britain. Sherri Howard and Valerie Brisco-Hooks ran outstanding second and third laps to give the USA a two and one-half second lead over Canada while the FRG and Great Britain continued to fight for third place. Chandra Cheeseborough brought the USA in first. Marita Payne anchored Canada to the second spot it had held most of the race while Gaby Bussman (FRG) out finished Joslyn Hoyte-Smith (GBR) to secure the bronze medal.

Compte rendu: Charmaine Crooks accomplissait le plus rapide premier relais et permettait au Canada de mener devant les Etats-Unis, la République Fédérale d'Allemagne et la Grande-Bretagne. Sherri Howard et Valerie Brisco-Hooks couraient de merveilleux second et 3e relais pour donner aux Etats-Unis une avance de 2 secondes 1/2 sur le Canada tandis que la République Fédérale d'Allemagne et la Grande-Bretagne continuaient de se battre pour la 3e place. Chandra Cheeseborough assurait la victoire pour les Etats-Unis. Marita Payne main tenait le Canada à la 2e place qu'il avait occupée pendant la plus grande partie de la course tandis que Gaby Bussman (FRG) battait Joslyn Hoyte-Smith (GBR) pour la médaille de bronze.

Athletics

Athlétisme

Women/High Jump Qualifying Group 1 / Aug. 09

Femmes/saut en hauteur Qualification groupe 1 / 09 Aout

Minimum 12 athletes plus ties for 12th place qualify; Qual. 1.90m/6'23/4"
Minimum 12 et les athletes ex aequo pour la 12 eme place se qualifient

RANK	NAME	CTRY	ORDER	HEIGHT OF THE BAR/ ORDRE HAUTEUR DE LA BARRE	RESULTS RESULTATS
				170 175 180 184 187 190	
1	Ewanje-Epee, Maryse	FRA	6	- - 0 0 0 0	1.90 (6'2 3/4") Q
	Redetzky, Heike	FRG	10	0 0 0 0 0 0	1.90 (6'2 3/4") Q
	Stanton, Christine	AUS	12	- - 0 0 0 0	1.90 (6'2 3/4") Q
4	Yang, Wenqin	CHN	4	- - 0 x 0 0 x 0	1.90 (6'2 3/4") Q
	Brill, Debbie	CAN	11	- - 0 x0 0 x0	1.90 (6'2 3/4") Q
6	Ritter, Louise	USA	5	- - 0 0 xx0 x0	1.90 (6'2 3/4") Q
7	Vasile, Niculina	ROM	1	- 0 0 0 0 xx0	1.90 (6'2 3/4") Q
8	Holzapfel, Brigitte	FRG	3	0 0 0 0 x0 xx0	1.90 (6'2 3/4") Q
9	Lapajne, Lidija	YUG	14	- 0 0 0 x0 xxx	1.87 (6'1 1/2")
10	Sato, Megumi	JPN	7	0 0 0 0 x0 xxx	1.84 (6'1/2")
11	Simpson, Judy	GBR	13	- 0 0 xx0 xxx	1.64 (6'1/2")
12	Rougeron, Brigitte	FRA	9	- x0 0 xx0 xxx	1.64 (6'1/2")
13	Agront, Laura	PUR	2	0 0 0 0 xxx	1.80 (5'10 3/4")
14	Gisladottir, Thordis	ISL	15	- 0 x0 xxx	1.80 (5'10 3/4")
15	Liu, Yen-Chiu	TPE	8	x0 xxx	1.70 (5'7")

TEMPERATURE 27C 80F

Women/High Jump Qualifying Group 2 / Aug. 09

Femmes/saut en hauteur Qualification groupe 2 / 09 Aout

RANK	NAME	CTRY	ORDER	HEIGHT OF THE BAR/ ORDRE HAUTEUR DE LA BARRE	RESULTS RESULTATS
				170 175 180 184 187 190	
1	Meyfarth, Ulrike	FRG	4	- 0 0 0 0 0 0	1.90 (6'2 3/4") Q
	Huntley, Joni	USA	5	- 0 x0 x0 0 0 0	1.90 (6'2 3/4") Q
	Spencer, Pamela	USA	9	- 0 0 0 0 x0 0	1.90 (6'2 3/4") Q
	Simeoni, Sara	ITA	15	- - 0 0 0 0 0 0	1.90 (6'2 3/4") Q
5	Elliott, Diana	GBR	3	- 0 0 0 0 0 x0	1.90 (6'2 3/4") Q
	Browne, Vanessa	AUS	11	- 0 0 x0 x0 x0	1.90 (6'2 3/4") Q
7	Zheng, Dazhen	CHN	1	- 0 0 0 0 xx0	1.90 (6'2 3/4") Q
8	Fukumitsu, Hisayo	JPN	7	0 0 0 0 x0 x0 xxx	1.87 (6'1 1/2")
9	Ge, Ping	CHN	10	- x0 xx0 xx0 xxx	1.84 (6'1/2")
10	Soetewey, Maria-Christine	BEL	12	- 0 0 0 xxx	1.80 (5'10 3/4")
11	Arigoni, Liliana	ARG	2	- 0 x0 xxx	1.80 (5'10 3/4")
12	Mozun, Isabel	ESP	14	0 0 xxx	1.75 (5.8 3/4")
13	Reid, Brigitte	CAN	6	0 xxx	1.70 (5'7")
	Senghor, Constance	SEN	8	0 xxx	1.70 (5'7")
	Wijnsma, Marjon	HOL	13		DNS

TEMPERATURE 26C 82F

Women/High Jump Final / Aug. 10

Femmes/saut en hauteur Finale / 10 Aout

RANK	NAME	CTRY	ORDER	HEIGHT OF THE BAR/ ORDRE HAUTEUR DE LA BARRE	RESULTS RESULTATS
				175 180 185 188 191 194 197 200 202 207	
1	Meyfarth, Ulrike	FRG	9	- 0 0 0 0 0 0 x0 0 0 xxx	2.02 (6'7 1/2") 
2	Simeoni, Sara	ITA	2	- 0 0 0 - 0 0 0 x0 0 xxx	2.00 (6'6 3/4")
3	Huntley, Joni	USA	10	- 0 x0 0 0 0 x0 x0 xxx	1.97 (6'5 1/2")
4	Ewanje-Epee, Maryse	FRA	12	- 0 0 0 0 0 0 xxx	1.94 (6'4 1/4")
5	Brill, Debbie	CAN	4	- 0 0 0 0 xx0 0 xxx	1.94 (6'4 1/4")
6	Browne, Vanessa	AUS	1	0 0 0 xx0 x0 0 x0 xxx	1.94 (6'4 1/4")
7	Zheng, Dazhen	CHN	7	- 0 0 0 0 0 xxx	1.91 (6'3 1/4")
a	Ritter, Louise	USA	13	- 0 x0 x0 0 0 xxx	1.91 (6'3 1/4")
9	Elliott, Diana	GBR	8	- 0 0 0 0 xxx	1.88 (6'2")
	Yang, Wenqin	CHN	11	- 0 0 0 0 xxx	1.88 (6'2")
11	Redetzky, Heike	FRG	3	- 0 0 0 xxx	1.85 (6'3/4")
	Spencer, Pamela	USA	5	- - 0 - xxx	1.85 (6'3/4")
	Stanton, Christine	AUS	6	- 0 0 0 xxx	1.85 (6'3/4")
	Vasile, Niculina	ROM	14	- 0 0 - xxx	1.85 (6'3/4")
	Holzapfel, Brigitte	FRG	15	0 0 0 xxx	1.85 (6'3/4")

TEMPERATURE 26C 82F

Women/Long Jump Qualifying Group 1 / Aug. 08

Femmes/saut en longueur Qualification groupe 1 / 08 Aout

Minimum 12 athletes plus ties for 12th place qualify; Qual. 6.50m/21'4"
Minimum 12 et les athletes ex aequo pour la 12eme place se qualifient

RANK	NAME	CTRY	ORDER	JUMPS/SAUTS	RESULTS RESULTATS
				1 2 3	
1	Joyner, Jackie	USA	8	- 6.76 * +0.7	6.76 (22'2 1/4") Q
2	Stanciu, Anisoara	ROM	10	6.69 * * +0.9	6.69 (21'11 1/2") Q
3	Lorroway, Robyn	AUS	11	6.61 * * -1.2	6.61 (21.8 1/4") Q
4	Garden, Linda	AUS	7	6.49 6.22 6.00 +1.2 -0.6 -1.1	6.49 (21'3 1/2") Q
5	Scott, Dorothy	JAM	4	6.16 6.02 6.47 -0.5 -0.3 +0.5	6.47 (21'2 3/4") Q
6	Inniss, Jennifer	GUY	9	5.76 6.17 5.84 -0.6 +0.4 -1.5	6.17 (20'3")
7	Bentzur, Maya	ISR	3	6.07 6.04 6.03 -0.9 -0.9 -1.8	6.07 (19'11")
a	Geremias, Conceicao	BRA	12	- 5.81 6.04 +1.5 -1.3	6.04 (19'9 3/4")
9	Muros, Elma	PHI	2	5.57 5.64 9.6 +0.3	5.64 (18'6")
10	De Jesus, Madeline	PUR	6	5.53 5.63 5.58 -0.5 +0.8 +0.4	5.63 (18'5 3/4")
11	Phenglaor, Sarinee	THA	1	5.38 5.47 5.51 *0.8 -0.2 +1.3	5.51 (18'1")
	Hidding, Tineke	HOL	5		DNS

Women/Long Jump Qualifying Group 2 / Aug. 08

Femmes/saut en longueur Qualification groupe 2 / 08 Aout

RANK	NAME	CTRY	ORDER	JUMPS/SAUTS	RESULTS RESULTATS
				1 2 3	
1	Heamshaw, Susan	GBR	6	6.64 * * +0.9	6.64 (21'9 1/2") Q
2	Ionescu, Vali	ROM	9	6.32 6.60 * -1.4 +0.5	6.60 (21'8") Q
3	Lewis, Carol	USA	a	- 6.55 * -0.4	6.55 (21'6") Q
4	Nunn, Glynis	AUS	4	6.23 6.41 6.28 +0.2 -0.8 +1.2	6.41 (21'11/2") Q
5	Thacker, Angela	USA	7	6.36 - 6.13 +2.1 -0.4	6.36 (20'10 1/2") Q
6	Dancetovic, Snezana	YUG	10	6.21 6.06 6.22 +1.4 +0.9 -0.7	6.22 (20'5") Q
7	Ferguson, Shonel	BAH	5	- 6.19 - -1.5	6.19 (20'3 3/4") Q
8	Liao, Wenfen	CHN	3	6.16 5.96 6.00 +1.6 -1.2 -1.2	6.16 (20'2 1/2")
	Tannander, Annette	SWE	11	- 6.05 6.16 +2.7 -0.2	6.16 (20'2 1/2")
10	Bartholomew, Jhointh	GRN	2	6.07 5.84 5.77 +1.5 +1.1 +0.9	6.07 (19'11")
11	Garcia, Esmeralda	BRA	12	- 6.01 - +0.1	6.01 (19'8 3/4")
12	Wirtz, Marie Ange	SEY	1	5.21 5.15 5.10 -0.1 +1.3 -0.9	5.21 (17'1 1/4")

Women/Long Jump Final/Aug. 09

Femmes/saut en longueur Finale / 09 Aout

RANK	NAME	CTRY	ORDER	JUMPS/SAUTS	RESULTS RESULTATS
				1 2 3 4 5 6	
1	Stanciu, Anisoara	ROM	5	6.80 6.68 - 6.96 6.89 - -0.4 -0.5 +0.5 +0.1	6.96 (22'10")
2	Ionescu, Vali	ROM	2	6.59 6.67 - 6.52 6.81 - +1.6 -0.4 +0.3 -1.1	6.81 (22'4 1/4")
3	Heamshaw, Susan	GBR	6	6.80 6.75 6.55 6.67 6.74 6.64 +2.4 +0.2 -1.5 +2.3 +0.1 +0.9	6.80 (22'3 3/4")
4	Thacker, Angela	USA	11	6.32 - 6.65 6.78 - 6.70 -0.3 +1.0 +2.2 -1.1	6.78 (22'3")
5	Joyner, Jackie	USA	4	- 6.72 - 6.77 - -0.3 -1.1	6.77 (22'2 1/2")
6	Lorroway, Robyn	AUS	3	- 6.67 6.43 - 6.62 6.43 +1.9 -0.1 +1.4 +0.9	6.67 (21'10 3/4")
7	Nunn, Glynis	AUS	10	6.45 6.37 6.39 * 6.53 6.27 +0.4 +0.6 +0.5 +2.1 -0.6	6.53 (21'5 1/4")
8	Ferguson, Shonel	BAH	7	6.44 6.13 - 6.41 6.20 6.31 +0.3 +0.9 +0.9 +0.3 +0.4	6.44 (21'1 1/2")
9	Lewis, Carol	USA	1	6.21 - 6.43 -1.0 -0.9	6.43 (21'1 1/4")
10	Scott, Dorothy	JAM	a	6.03 5.89 6.40 -1.1 -0.9 -0.9	6.40 (21')
11	Garden, Linda	AUS	9	- 5.89 6.30 -1.3 -1.1	6.30 (20.8")
12	Dancetovic, Snezana	YUG	12	5.28 5.88 5.88 -0.7 +0.2 +0.2	5.88 (19'3 1/2")

TEMPERATURE 22C 72F



Women/ShotPut
Final / Aug. 03

Femmes/poids
Finale / 03 Aout

RANK RANG	NAME	CTRY ORDRE	THROWS / LANCERS						RESULTS RESULTATS	
			1	2	3	4	5	6		
1	Losch, Claudia	FRG	1	19.97	20.31	19.33	20.06	19.96	20.46	20.46 (67'2 1/4")
2	Loghin, Mihaela	ROM	11	19.67	19.73	19.95	20.47	20.25	20.09	20.47 (67'2")
3	Martin, Gael	AUS	4	18.10	19.19	18.75	18.53	-	18.34	19.19 (62'11 1/2")
4	Oakes, Judith	GBR	9	18.14	17.76	18.01	18.08	-	17.81	18.14 (59'6 1/4")
5	Li, Meisu	CHN	8	17.37	-	17.44	17.96	17.61	17.19	17.96 (58'11 1/4")
6	Head, Venissa	GBR	7	-	17.90	-	17.37	15.59	16.40	17.90 (58.8 3/4")
7	Cady, Carol	USA	12	17.22	17.23	17.10	16.83	16.32	17.19	17.23 (56'6 1/2")
a	Craciunescu, Florenta	ROM	10	16.62	17.23	17.10	16.45	-	17.05	17.23 (56'6 1/2")
9	Griffin, Lorna	USA	2	15.87	16.08	17.00	-	-	-	17.00 (55'9 1/4")
10	Yang, Yanqin	CHN	13	16.76	16.97	16.46	-	-	-	16.97 (55.8 1/4")
11	Pagel, Ramona	USA	3	16.06	15.69	15.90	-	-	-	16.06 (52'8 1/4")
12	Ionesco, Carmen	CAN	5	14.92	15.25	14.96	-	-	-	15.25 (50'1/2")
13	Mistoul, Odette	GAB	6	14.39	-	14.59	-	-	-	14.59 (47'10 1/2")

Women/Discus
Qualifying Group 1 / Aug. 10

Femmes/disque
Qualification groupe 1 / 10 Aout

Minimum 12 plus ties for 12th place qualify; Qual. 55.00m/180'5"
Minimum 12 et les athletes ex aequo pour la 12eme place se qualifient

RANK RANG	NAME	CTRY ORDRE	THROWS / LANCERS			RESULTS RESULTATS
			1	2	3	
1	Stalman, Ria	HOL	4	58.28	*	58.28 (191'2") Q
2	Craciunescu, Florenta	ROM	3	-	57.84	57.84 (189'9") Q
3	Lundholm, Ulla	FIN	9	56.44	*	56.44 (185'2") Q
4	Deniz, Leslie	USA	2	56.24	*	56.24 (184'6") Q
5	Martin, Gael	AUS	6	55.38	*	55.38 (181'8") Q
6	Head, Venissa	GBR	5	48.92	55.24	55.24 (181'3") Q
7	Jiao, Yunxiang	CHN	7	54.70	53.42	54.70 (179'5") Q
a	Van Heerden, Mariette	ZIM	8	45.74	50.54	50.54 (165'10")
9	Lewis, Marlene	JAM	1	46.26	49.00	49.00 (160'9")

TEMPERATURE 28C 83F

Women/Discus
Qualifying Group 2 / Aug. 10

Femmes/disque
Qualification groupe 2 / 10 Aout

RANK RANG	NAME	CTRY ORDRE	THROWS / LANCERS			RESULTS RESULTATS
			1	2	3	
1	Manecke, Ingra	FRG	1	56.20	*	56.20 (184'4") Q
2	Richie, Meg	GBR	6	50.20	56.00	56.00 (183'9") Q
3	Walsh, Patricia	IRL	8	52.54	-	54.42 (178'6") Q
4	De Snoo, Laura	USA	3	53.14	53.76	53.76 (176'4") Q
5	Griffin, Lorna	USA	7	53.16	-	53.34 (175") Q
6	Ionesco, Carmen	CAN	5	-	52.28	52.28 (171'6")
7	Ngo Nack, Agathe	CMR	4	-	38.32	38.32 (125'9")
8	Bechard, Christine	MRI	2	-	37.94	37.94 (124'6")

TEMPERATURE 26C 83F

Women / Discus
Final / Aug. 11

Femmes/disque
Finale/ 11 Aout

RANK RANG	NAME	CTRY ORDRE	THROWS / LANCERS						RESULTS RESULTATS	
			1	2	3	4	5	6		
1	Stalman, Ria	HOL	5	64.50	61.16	63.70	64.28	63.64	65.36	65.36 (214'5")
2	Deniz, Leslie	USA	2	62.46	-	63.36	62.60	64.66	-	64.86 (212'9")
3	Craciunescu, Florenta	ROM	4	60.68	61.42	62.96	62.08	63.64	-	63.64 (208'9")
4	Lundholm, Ulla	FIN	1	62.84	-	54.92	55.94	59.72	54.04	62.84 (206'2")
5	Ritchie, Meg	GBR	6	-	55.36	57.66	61.76	62.58	60.40	62.58 (205'4")
6	Manecke, Ingra	FRG	12	51.66	56.22	-	53.20	-	58.56	58.56 (192'1")
7	Head, Venissa	GBR	11	-	55.56	58.18	-	55.84	55.88	58.18 (190'10")
a	Martin, Gael	AUS	a	55.88	55.38	54.34	54.94	55.70	53.08	55.88 (183'4")
9	Walsh, Patricia	IRL	3	55.38	51.70	53.32	-	-	-	55.38 (181'8")
10	De Snoo, Laura	USA	7	53.74	54.84	53.88	-	-	-	54.84 (179'11")
11	Jiao, Yunxiang	CHN	10	-	53.32	-	-	-	-	53.32 (174'11")
12	Griffin, Lorna	USA	9	-	50.16	-	-	-	-	50.16 (164'7")

Women/Javelin
Qualifying Group 1 / Aug. 05

Femmes/javelot
Qualification groupe 1 / 05 Aout

Minimum 12 athletes plus ties for 12th place qualify; Qual. 6600m/196'10"
Minimum 12 et les athletes ex aequo pour la 12eme place se qualifient

RANK RANG	NAME	CTRY ORDRE	THROWS / LANCERS			RESULTS RESULTATS
			1	2	3	
1	Whitbread, Fatima	GBR	11	65.30	*	65.30 (214'3") Q
2	Lillak, Tiina	FIN	10	63.30	*	63.30 (207'8") Q
3	Smith, Karin	USA	02	61.36	*	61.38 (201'4") Q
4	Thyssen, Ingrid	FRG	06	60.86	*	60.86 (199'8") Q
5	Laaksalo, Tuula	FIN	05	59.64	60.42	60.42 (198'3") Q
6	Rivers, Petra	AUS	13	54.28	59.12	59.12 (193'11") Q
7	Matsui, Emi	JPN	08	55.92	57.72	55.94 (189'4")
a	Quintavalla, Fausta	ITA	07	56.48	57.66	55.66 (189'2")
9	Tchuinte, Agnes	CMR	01	55.94	-	51.86 (183'6")
10	Suffin, Lynda	USA	03	55.70	51.36	55.92 (183'5")
11	Lee, Hui-Chen	TPE	12	51.18	52.46	49.54 (172'1")
12	Groenfeldt, Iris	ISL	04	47.34	48.70	48.16 (159'9")
13	Pace, Jennifer	MLT	09	47.92	-	47.68 (157'3")

Women/Javelin
Qualifying Group 2 / Aug. 05

Femmes/javelot
Qualification 2 / 05 Aout

RANK RANG	NAME	CTRY ORDRE	THROWS / LANCERS			RESULTS RESULTATS
			1	2	3	
1	Solberg, Trine	NOR	3	62.68	*	62.68 (205'8") Q
2	Laine, Helena	FIN	7	-	61.80	61.80 (202'9") Q
3	Sanderson, Tessa	GBR	1	61.58	*	61.58 (202") Q
4	Peters, Beate	FRG	2	61.56	*	61.56 (202") Q
5	Gibson, Sharon	GBR	9	60.88	*	60.88 (199'9") Q
6	Sulinski, Cathy	USA	8	54.32	-	59.00 (193'7") Q
7	Egger, Regula	SUI	4	56.32	57.80	57.88 (189'11")
8	Mori, Minori	JPN	11	46.66	56.60	56.60 (185'8")
9	Zhu, Hongyang	CHN	6	53.18	50.98	53.18 (174'6")
10	Smith, Sonia	BER	10	51.48	-	52.74 (173')
	Launa, Iamo	NGU	12	-	-	DNS
	Verouli, Anna	GRE	5	57.72	-	58.62 (191'1")

Note: Verouli finished seventh at 58.62 (192'4") but was subsequently disqualified as her doping tests proved positive. Verouli termina en septieme position à 58m62 avant d'être disqualifié en raison d'un résultat positif des tests de contrôle de dopage.

Women/ Javelin
Final / Aug. 06

Femmes/javelot
Finale / 06 Aout

RANK RANG	NAME	CTRY ORDRE	THROWS / LANCERS						RESULTS RESULTATS	
			1	2	3	4	5	6		
1	Sanderson, Tessa	GBR	8	69.56	66.56	63.68	64.84	66.86	64.10	69.56 (228'2")
2	Lillak, Tiina	FIN	12	61.14	69.00	*	*	*	*	69.00 (226'4")
3	Whitbread, Fatima	GBR	7	64.52	65.42	-	65.82	67.14	-	67.14 (220'3")
4	Laaksalo, Tuula	FIN	11	56.42	61.36	-	66.40	59.64	65.72	66.40 (217'10")
5	Solberg, Trine	NOR	2	64.52	60.90	-	-	-	-	64.52 (211'8")
6	Thyssen, Ingrid	FRG	10	61.12	63.26	55.64	55.96	60.42	56.26	63.26 (207'6")
7	Peters, Beate	FRG	1	61.84	59.90	-	61.24	57.98	62.34	62.34 (204'6")
8	Smith, Karin	USA	5	60.54	-	55.92	59.14	-	62.06	62.06 (203'7")
9	Gibson, Sharon	GBR	4	54.96	-	59.66	-	-	-	59.66 (195'9")
10	Sulinski, Cathy	USA	6	54.26	58.38	-	-	-	-	58.38 (191'6")
11	Laine, Helena	FIN	3	-	-	58.18	-	-	-	58.18 (190'10")
12	Rivers, Petra	AUS	9	55.66	56.20	-	-	-	-	56.20 (184'4")

Athletics

Heptathlon 100 M Hurdles Heat 1 / Aug. 03

RANK	LANE	NAME	CTRY	TIME	POINTS
RANG	COUL			TEMPS	
1	2	Tannander, Kristine	SWE	14.01	0865
2	6	Tannander, Annette	SWE	14.06	0858
3	5	Smellie, Donna	CAN	14.09	0855
4	4	Polman-Tuin, Constance	CAN	14.18	0843
5	7	Tsai, Li-Jiau	TPE	14.78	0773
6	8	Marxer, Manuela	LIE	15.18	0729
7	3	Launa, Iamo	NGU	15.43	0702

WIND/VENT -1.4 M/SEC TEMPERATURE 23C 73F

Heptathlon 100 M Hurdles Heat 2 / Aug. 03

RANK	LANE	NAME	CTRY	TIME	POINTS
RANG	COUL			TEMPS	
1	4	Hagger, Kim	GBR	13.39	0946
2	8	Hidding, Tineke	HOL	13.70	0905
3	1	Ross Giffen, Jill	CAN	13.72	0902
4	3	Beaugeant, Chantal	FRA	13.81	0890
5	5	Picaut, Florence	FRA	13.83	0888
6	7	Wijnsma, Marjon	HOL	13.63	0875
7	2	Geremias, Conceicao	BRA	13.98	0868
8	6	Schneider, Corinne	SUI	14.12	0851

WIND/VENT -0.4M/SEC TEMPERATURE 23C 74F

Heptathlon 100 M Hurdles Heat 3 / Aug. 03

RANK	LANE	NAME	CTRY	TIME	POINTS
RANG	COUL			TEMPS	
1	1	Nunn, Glynis	AUS	13.02	0999
2	5	Simpson, Jude	GBR	13.07	0992
3	7	Everts, Sabine	FRG	13.54	0926
4	2	Braun, Sabine	FRG	13.61	0916
5	3	Joyner, Jackie	USA	13.63	0914
6	6	Greiner, Cindy	USA	13.71	0903
7	8	Dressel, Birgit	FRG	14.05	0860
8	4	Anderson, Jodi	USA	14.40	0817

WIND/VENT -1.5M/SEC TEMPERATURE 23C 75F

Heptathlon High Jump Group 1 / Aug. 03

RANK	NAME	CTRY	START	RESULT	POINTS	
RANG			DEPART	RESULTAT		
1	Nunn, Glynis	AUS	11	1.80	(5-10¼)	1031
2	Picaut, Florence	FRA	9	1.80	(5-10¼)	1031
3	Braun, Babine	FRG	5	1.80	(5-10¼)	1031
4	Tsai, Li-Jiau	TPE	10	1.74	(5-8½)	0974
5	Hidding, Tineke	HOL	6	1.74	(5-8½)	0974
6	Ross Giffen, Jill	CAN	2	1.68	(5-6)	0915
6	Beaugeant, Chantal	FRA	3	1.68	(5-6)	0915
8	Smellie, Donna	CAN	1	1.68	(5-6)	0915
9	Marxer, Manuela	LIE	8	1.62	(5-3¾)	0854
10	Polman-Tuin, Constance	CAN	4	1.56	(5-1¼)	0791
11	Launa, Iamo	NGU	7	1.53	(5-0¼)	0759

Heptathlon High Jump Group 1 / Aug. 03

RANK	NAME	CTRY	ORDER	HEIGHT OF THE BAR/HAUTEUR DE LA BARRE
RANG				
141 147 150 153 156 159 162 165 168 171 174 177 180 183				
1	Nunn, Glynis	AUS	11	- - - - - 0 0 0 0 0 0 xxx
2	Picaut, Florence	FRA	9	- - - - - 0 0 0 0 x0 0 xxx
3	Braun, Babine	FRG	5	- - - - - 0 0 0 0 x0 0 x0 xxx
4	Tsai, Li-Jiau	TPE	10	- - - - - 0 0 0 0 x0 0 xxx
5	Hidding, Tineke	HOL	6	- - - - - 0 0 0 0 x0 xx0 xxx
6	Ross Giffen, Jill	CAN	2	- - - - - 0 0 0 0 xxx
6	Beaugeant, Chantal	FRA	3	- - - - - 0 0 0 0 xxx
8	Smellie, Donna	CAN	1	- - - - - 0 0 0 0 xxx
9	Marxer, Manu ela	LI E	8	- - 0 0 0 0 x0 xxx
10	Polman-Tuin, Constance	CAN	4	- - - xx0 0 xxx
11	Launa, Iamo	NGU	7	x0 0 x0 xx0 xxx

TEMPERATURE 26C 79F

Heptathlon High Jump Group 2 / Aug. 03

RANK	NAME	CTRY	START	RESULT	POINTS	
RANG			DEPART	RESULTAT		
1	Everts, Babine	FRG	11	1.89	(6-2¼)	1113
2	Schneider, Corinne	SUI	1	1.86	(6-1¼)	1086
3	Simpson, Judy	GBR	5	1.86	(6-1¼)	1086
4	Dressel, Birgit	FRG	12	1.86	(6-1¼)	1086
5	Hagger, Kim	GBR	6	1.86	(6-1¼)	1086
6	Tannander, Annette	SWE	10	1.83	(6-0)	1059
7	Greiner, Cindy	USA	7	1.83	(6-0)	1059
8	Wijnsma, Marjon	HOL	4	1.83	(6-0)	1059
9	Tannander, Kristine	SWE	9	1.80	(5-10¼)	1031
10	Joyner, Jackie	USA	3	1.80	(5-10¼)	1031
11	Geremias, Conceicao	BRA	2	1.74	(5-8½)	0974
12	Anderson, Jodi	USA	8	1.65	(5-5)	0885

Athlétisme

Heptathlon High Jump Group 2 / Aug. 03

RANK	NAME	CTRY	ORDER	HEIGHT OF THE BAR/HAUTEUR DE LA BARRE
RANG				
162 165 168 171 174 177 180 183 186 189 192				
1	Everts, Babine	FRG	11	- - - 0 0 0 0 0 0 xx0 xxx
2	Schneider, Corinne	SUI	1	- - - 0 0 x0 0 0 0 0 xxx
3	Simpson, Judy	GBR	5	- - - 0 0 x0 0 0 0 x0 xxx
4	Dressel, Birgit	FRG	12	- - - - 0 0 0 0 x0 xx0 xxx
5	Hagger, Kim	GBR	6	- 0 - 0 x0 0 0 0 x0 xx0 xxx
6	Tannander, Annette	SWE	10	- - - 0 0 x0 x0 0 xxx
7	Greiner, Cindy	USA	7	0 0 - 0 0 0 0 xx0 x0 xxx
8	Wijnsma, Marjon	HOL	4	- - - 0 0 0 0 x0 xxx
9	Tannander, Kristine	SWE	9	- - 0 x0 0 xx0 0 xxx
10	Joyner, Jackie	USA	3	- - 0 x0 0 x0 xx0 xxx
11	Geremias, Conceicao	BRA	2	0 x0 0 0 0 xxx
12	Anderson, Jodi	USA	8	x0 xx0 xxx

Heptathlon Shot Put Group 1 / Aug. 03

RANK	NAME	CTRY	START	1	2	3	BEST	POINTS
RANG			DEPART				MEIL	
1	Poknan-Tuin, Constance	CAN	7	11.85	12.60	13.16	13.16 (43-2¼)	0789
	Geremias, Conceicao	BRA	3	-	12.88	13.15	13.15 (43-2¼)	0789
3	Picaut, Florence	FRA	4	12.89	-	13.08	13.08 (42-11)	0785
4	Tannander, Kristine	SWE	6	11.77	11.64	12.74	12.74 (41-9¼)	0764
5	Wijnsma, Marjon	HOL	8	12.57	11.97	11.68	12.57 (41-3)	0754
6	Tannander, Annette	SWE	5	12.37	12.09	12.16	12.37 (40-7)	0742
7	Smellie, Donna	CAN	2	12.18	11.01	12.25	12.25 (40-2¼)	0734
8	Launa, Iamo	NGU	10	-	-	11.85	11.85 (38-10½)	0710
9	Tsai, Li-Jiau	TPE	9	11.73	11.49	11.69	11.73 (38-6)	0702
10	Ross Giffen, Jill	CAN	11	11.17	11.71	11.31	11.71 (38-5)	0701
11	Marxer, Manuela	LIE	1	10.63	-	10.44	10.63 (38-2)	0631

Heptathlon Shot Put Group 2 / Aug. 03

RANK	NAME	CTRY	START	1	2	3	BEST	POINTS
RANG			DEPART				MEIL	
1	Joyner, Jackie	USA	9	14.39	13.44	12.77	14.39 (47-2¼)	0861
2	Simpson, Judy	GBR	5	13.86	12.27	13.25	13.86 (45-5¼)	0830
3	Hidding, Tineke	HOL	4	13.17	13.48	12.45	13.48 (44-2¼)	0808
4	Greiner, Cindy	USA	1	13.26	13.36	12.44	13.36 (43-10)	0801
5	Hunn, Glynis	AUS	8	-	12.44	12.82	12.82 (42-0¼)	0769
6	Dressel, Birgit	FRG	11	12.72	12.51	12.39	12.72 (41-8¼)	0763
7	Evens, Sabine	FRG	10	11.48	12.29	12.49	12.49 (40-11¼)	0749
8	Hagger, Kim	GBR	6	11.19	11.19	12.29	12.29 (40-4)	0737
9	Schneider, Corinne	SUI	3	12.26	12.19	11.34	12.26 (40-2¼)	0735
10	Braun, Sabine	FRG	12	12.09	-	11.56	12.06 (39-8)	0725
11	Beaugeant, Chantal	FRA	7	11.36	11.06	11.36	11.36 (37-3¼)	0679
12	Anderson, Jodi	USA	2	11.02	10.94	10.71	11.02 (36-2)	0657

Heptathlon 200 M Heat 1 / Aug. 03

RANK	LANE	NAME	CTRY	TIME	POINTS
RANG	COUL			TEMPS	
1	8	Polman-Tuin, Constance	CAN	24.68	0875
2	7	Tannander, Kristine	SWE	25.03	0844
3	3	Smellie, Donna	CAN	25.29	0821
4	4	Tsai, Li-Jiau	TPE	25.41	0811
5	2	Launa, Iamo	NGU	26.26	0741
6	6	Tannander, Annette	SWE	26.40	0730
7	5	Marxer, Manuela	LIE	26.80	0699

WIND/VENT +0.9M/SEC

Heptathlon 200 M Heat 2 / Aug. 03

RANK	LANE	NAME	CTRY	TIME	POINTS
RANG	COUL			TEMPS	
1	8	Hidding, Tineke	HOL	24.12	0926
2	6	Hagger, Kim	GBR	24.72	0871
3	4	Wijnsma, Marjon	HOL	24.91	0854
4	2	Geremias, Conceicao	BRA	25.00	0846
5	5	Picaut, Florence	FRA	25.06	0839
6	3	Ross Giffen, Jill	CAN	25.22	0827
7	7	Schneider, Corinne	SUI	25.33	0818
8	1	Beaugeant, Chantal	FRA	25.84	0775

WIND/VENT -1.0M/SEC

Heptathlon 200 M Heat 3 / Aug. 03

RANK	LANE	NAME	CTRY	TIME	POINTS
RAW	COUL			TEMPS	
1	2	Joyner, Jackie	USA	24.05	0933
2	4	Everts, Sabine	FRG	24.05	0933
3	7	Nunn, Glynis	AUS	24.06	0932
4	6	Braun, Sabine	FRG	24.22	0917
5	1	Greiner, Cindy	USA	24.40	0900
6	3	Simpson, Judy	GBR	24.95	0851
7	8	Dressel, Birgit	FRG	25.59	0796
	5	Anderson, Jodi	USA	DNS	

WIND/VENT -1.3M/SEC

**Heptathlon
Long Jump Group 1 / Aug. 04**

RANK RANG	NAME	CTRY	START DEPART	1	2	3	BEST MEIL	POINTS
1	Tannander, Annette	SWE	5	6.27 +1.10	- +0.80	6.27	6.27 (20-7)	0965
2	Wijnsma, Marjon	HOL	3	6.06 -1.30	6.04 -0.60	5.89 -2.00	6.06 (19-10%)	0919
3	Smellie, Donna	CAN	9	5.93 +0.80	5.58 -1.50	6.04 -0.20	6.04 (19-9%)	0915
4	Ross Giffen, Jill	CAN	6	5.77 +1.90	5.70 -0.60	6.00 +2.30	6.00 (19-8%)	0906
5	Picaut, Florence	FRA	11	5.70 -0.10	5.52 -0.50	5.92 -0.10	5.92 (19-5)	0888
6	Polman-Tuin, Constance	CAN	4	5.82 -0.50	5.79 -0.10	5.89 -0.20	5.89 (19-3%)	0882
7	Geremias, Conceicao	BRA	2	5.65 +1.10	5.55 -0.70	5.65 -2.00	5.65 (18-6%)	0828
8	Tsai, Li-Jiau	TPE	7	5.43 -0.10	5.57 +1.50	5.51 +0.70	5.57 (18-3%)	0810
9	Tannander, Kristine	SWE	1	5.29 +1.30	5.41 4.50	5.57 +0.70	5.57 (18-3%)	0810
10	Marxer, Manuela	LIE	8	4.91 +1.90	4.74 -1.60	5.08 9.50	5.08 (16-8)	0696
11	Launa, Iamo	NGU	10	4.98 +1.40	4.79 -1.50	5.04 +2.40	5.04 (16-6%)	0686

**Heptathlon
Long Jump Group 2 / Aug. 04**

RANK RANG	NAME	CTRY	START DEPART	1	2	3	BEST MEIL	POINTS
1	Everts, Sabine	FRG	12	6.58 +1.6	6.71 -0.1	-	6.71 (22-0%)	1058
2	Nunn, Glynis	AUS	10	6.52 +0.5	6.66 -0.8	6.58 -0.8	6.66 (21-10%)	1047
3	Hagger, Kim	GBR	7	6.25 +1.8	6.37 +0.9	-	6.37 (20-10%)	0986
4	Hidding, Tineke	HOL	5	6.12 -0.8	6.17 -0.8	6.35 -0.8	6.35 (20-10)	0982
5	Simpson, Judy	GBR	6	6.14 -1.8	6.07 0.9	6.33 -1.1	6.33 (20-9%)	0978
6	Greiner, Cindy	USA	3	6.15 +0.2	6.14 +0.2	6.03 +0.9	6.15 (20-2%)	0939
	Dressel, Birgit	FRG	4	6.15 +0.8	5.96 -0.2	5.90 +1.7	6.15 (20-2%)	0939
8	Joyner, Jackie	USA	11	-	-	6.11 +1.7	6.11 (20-0%)	0930
9	Braun, Sabine	FRG	9	6.05 -1.4	6.10 +1.0	6.07 -0.8	6.10 (20-0%)	0928
10	Schneider, Corinne	SUI	2	-	5.72 -0.5	5.67 -0.4	5.72 (18-9%)	0844
	Anderson, Jodi	USA	1				DNS	NM
	Beaugeant, Chantal	FRA	8				DNS	NM

**Heptathlon
Javelin Group 1 / Aug. 04**

RANK RANG	NAME	CTRY	START DEPART	1	2	3	BEST MEIL	POINTS
1	Launa, Iamo	NGU	7	44.16	46.50	45.36	46.50 (152-7)	0864
2	Tannander, Kristine	SWE	1	40.86	42.34	41.30	42.34 (138-11)	0802
3	Tannander, Annette	SWE	5	41.46	-	41.34	41.46 (136-0)	0789
4	Ross Giffen, Jill	CAN	11	35.64	38.34	39.38	39.38 (129-2)	0756
5	Polman-Tuin, Constance	CAN	3	36.36	35.74	35.36	36.36 (119-3)	0708
6	Picaut, Florence	FRA	6	31.52	34.86	-	34.86 (114-4)	0683
7	Wijnsma, Marjon	HOL	2	34.12	-	-	34.12 (111-1)	0671
8	Smellie, Donna	CAN	8	30.70	34.08	32.48	34.08 (111-10)	0670
9	Marxer, Manuela	LIE	4	32.94	33.62	33.84	33.84 (111-0)	0666
10	Tsai, Li-Jiau	TPE	10	30.28	32.56	32.84	32.84 (107-9)	0649
11	Geremias, Conceicao	BRA	9	-	-	-	NM	

**Heptathlon
Javelin Group 2 / Aug. 04**

RANK RANG	NAME	CTRY	START DEPART	1	2	3	BEST MEIL	POINTS
1	Schneider, Corinne	SUI	10	45.24	46.60	45.44	46.60 (152-11)	0865
2	Joyner, Jackie	USA	4	39.78	40.70	44.52	44.52 (146-1)	0835
3	Braun, Sabine	FRG	6	44.14	42.96	40.04	44.14 (144-10)	0829
4	Dressel, Birgit	FRG	7	37.62	38.90	42.62	42.62 (139-10)	0806
5	Greiner, Cindy	USA	5	39.36	36.78	40.86	40.86 (134-1)	0779
6	Nunn, Glynis	AUS	1	35.46	35.58	35.36	35.58 (116-9)	0695
7	Hagger, Kim	GBR	9	33.86	34.70	35.42	35.42 (116-2)	0692
8	Hidding, Tineke	HOL	2	31.82	33.94	-	33.94 (111-4)	0668
9	Simpson, Judy	GBR	11	30.62	31.78	33.64	33.64 (110-4)	0662
10	Everts, Sabine	FRG	8	-	30.96	32.62	32.62 (107-0)	0645
	Anderson, Jodi	USA	3				DNS	
	Beaugeant, Chantal	FRA	12				DNS	

**Heptathlon
800 M Heat 1 / Aug. 04**

RANK RANG	LANE COUL	NAME	CTRY	TIME TEMPS	POINTS
1	2	Ross Giffen, Jill	CAN	2:11.97	0897 889
2	5	Polman-Tuin, Constance	CAN	2:22.34	0761
3	3	Tsai, Li-Jiau	TPE	2:25.03	0729
4	4	Smellie, Donna	CAN	2:25.10	0728
5	1	Launa, Iamo	NGU	2:28.85	0684
6	7	Marxer, Manuela	LIE	2:33.17	0638
	6	Geremias, Conceicao	BRA	DNS	

**Heptathlon
800 M Heat 2 / Aug. 04**

RANK RANG	LANE COUL	NAME	CTRY	TIME TEMPS	POINTS
1	6	Hidding, Tineke	HOL	2:12.84	0884
2	1	Wijnsma, Marjon	HOL	2:12.91	0883
3	4	Tannander, Kristine	SWE	2:13.93	0869
4	2	Schneider, Corinne	SUI	2:15.89	0843
5	7	Dressel, Birgit	FRG	2:16.68	0832
6	5	Picaut, Florence	FRA	2:19.17	0800
7	3	Tannander, Annette	SWE	2:22.06	0765

**Heptathlon
800 M Heat 3 / Aug. 04**

RANK RANG	LANE COUL	NAME	CTRY	TIME TEMPS	POINTS
1	5	Everts, Sabine	FRG	2:09.05	0939
2	7	Nunn, Glynis	AUS	2:10.57	0917
3	6	Greiner, Cindy	USA	2:11.75	0900
4	3	Braun, Sabine	FRG	2:12.48	0890
5	4	Simpson, Judy	GBR	2:13.01	0881
6	2	Joyner, Jackie	USA	2:13.03	0881
7	1	Hagger, Kim	GBR	2:18.44	0809

**Heptathlon
Summary / Aug. 03**

RANK RANG	NAME	CTRY	100H	HJ	SP	200	LJ	JT	800	POINTS		
1	Nunn, Glynis	AUS	13.02	1.80	12.82	24.06	6.66	35.58	2:10.57	6390 889		
2	Joyner, Jackie	USA	13.63	1.80	14.39	24.05	6.11	44.52	2:13.03	6385		
3	Everts, Sabine	FRG	13.54	1.89	12.49	24.05	6.71	32.62	2:09.05	6363		
4	Greiner, Cindy	USA	13.71	1.83	13.36	24.40	6.15	40.86	2:11.75	6281		
5	Simpson, Judy	GBR	13.07	1.86	13.86	24.95	6.33	33.64	2:13.01	6280		
6	Braun, Sabine	FRG	13.61	1.80	12.09	24.22	6.10	44.14	2:12.48	6236		
7	Hidding, Tineke	HOL	13.70	1.74	13.48	24.12	6.35	33.94	2:12.84	6147		
8	Hagger, Kim	GBR	13.39	1.86	12.29	24.72	6.37	35.42	2:18.44	6127		
9	Dressel, Birgit	FRG	14.05	1.86	12.72	25.59	6.15	42.62	2:16.68	6082		
10	Schneider, Corinne	SUI	14.12	1.86	12.26	25.33	5.72	46.60	2:15.89	6042		
11	Wijnsma, Marjon	HOL	13.93	1.83	12.57	24.91	6.06	34.12	2:12.91	6015		
12	Tannander, Kristine	SWE	14.01	1.80	12.74	25.03	5.57	42.34	2:13.93	5985		
13	Picaut, Florence	FRA	13.83	1.80	13.08	25.09	5.92	34.86	2:19.17	5914		
14	Tannander, Annette	SWE	14.06	1.83	12.37	26.40	6.27	41.46	2:22.00	5908		
15	Ross Giffen, Jill	CAN	13.72	1.68	11.71	25.22	6.00	39.38	2:11.97	5904		
16	Polman-Tuin, Constance	CAN	14.18	1.56	13.16	24.68	5.89	36.36	2:22.34	5648		
17	Smellie, Donna	CAN	14.09	1.68	12.25	25.29	6.04	34.08	2:25.10	5638		
18	Tsai, Li-Jiau	TPE	14.78	1.74	11.73	25.41	5.57	32.84	2:25.03	5447		
19	Launa, Iamo	NGU	15.43	1.53	11.85	26.26	5.04	46.50	2:28.85	5146		
20	Marxer, Manuela	LIE	15.18	1.62	10.63	26.80	5.08	33.84	2:33.17	4913		
21	Geremias, Conceicao	BRA	13.98	1.74	13.15	25.00	5.65	-	DNS	4305		
22	Beaugeant, Chantal	FRA	13.81	1.68	11.36	25.84	890	915	679	775	0	3259
23	Anderson, Jodi	USA	14.40	1.65	11.02	DNS	817	885	657	0	0	2359

**Women / 800 M Wheelchair
Final / Aug. 11**

RANK RANG	LANE COUL	NAME	CTRY	RESULT RESULTAT
1	2	Hedrick, Sharon	USA	2:15.73 889
2	4	Baker, Monica	SWE	2:20.86
3	1	Cable, Candace	USA	2:28.37
4	6	Hunter, Sacajuwea	USA	2:32.22
5	8	Orvefors, Anna-Maria	SWE	2:32.49
6	3	Ieriti, Angela	CAN	2:41.43
7	7	Hanson, Connie	DEN	2:41.53
8	5	Lauridsen, Ingrid	DEN	2:43.06

TEMPERATURE 27C 80F

Athletics

Men/100M

Round 1 Heat 1 / Aug. 03

Hommes/100m

Tour éliminatoire 1 serie 1 / 03 Aout

The first 3 and 7 next fastest overall qualify for next round
Les 3 premiers et les 7 meilleurs temps se qualifient pour le prochain tour

RANK	LANE	NAME	CTRY	RESULT
RANG	COUL			RESULTAT
1	5	Lewis, Carl	USA	10.32 Q
2	3	Shave, Tony	CAN	10.38 Q
3	6	Mc Farlane, Michael	GBR	10.47 Q
4	7	Crawford, Hasely	TRI	10.48 Q
5	2	Van Miltenberg, Peter	AUS	10.55 Q
6	1	Daniel, Vicente	MOZ	10.81
7	8	Ngoawe, Henry	ZAM	10.94
8	4	Reneau, Paul	BIZ	10.96

WIND/VENT -0.4M/SEC TEMPERATURE 23C 75F

Men/100M

Round 1 Heat 2 / Aug. 03

Hommes/100m

Tour éliminatoire serie 2 / 03 Aout

RANK	LANE	NAME	CTRY	RESULT
RANG	COUL			RESULTAT
1	5	Wells, Allan	GBR	10.32 Q
2	7	Pumomo	INA	10.40 Q
3	6	Arques, Javier	ESP	10.42 Q
4	1	Gasparoni, Marc	FRA	10.47 Q
5	8	Samayoa-Oliva, Emilio	GUA	10.84
6	2	Messomo, Bamabe	CMR	10.98
7	3	Mbazira, Charles	UGA	11.03
8	4	Abdulla, Mohammad	UAE	11.11

WIN/VENT +1.8M/SEC TEMPERATURE 24C 78F

Men/100M

Round 1 Heat 3 / Aug. 03

Hommes/100m

Tour éliminatoire 1 serie 3 / 03 Aout

RANK	LANE	NAME	CTRY	RESULT
RANG	COUL			RESULTAT
1	1	Williams, Desai	CAN	10.35 Q
2	5	Imo, Chidi	NGR	10.39 Q
3	2	Seck, Charles Louis	SEN	10.45 Q
4	6	Nenepath, Christian	INA	10.66
4	7	Nding, Henri	CGO	10.66
6	4	Alakbary, Sulaiman	OMA	10.86
7	3	Bainimoli, Inoke Ducia	FIJ	11.15
8	8	Andre, Daniel	MRI	11.19

WIND/VENT +1.8M/SEC TEMPERATURE 24C 78F

Menn/100M

Round 1 Heat 4 / Aug. 03

Hommes/100m

Tour éliminatoire 1 serie 4 / 03 Aout

RANK	LANE	NAME	CTRY	RESULT
RANG	COUL			RESULTAT
1	1	Promna, Sumet	THA	10.52 Q
2	8	Narracott, Paul	AUS	10.55 Q
3	6	Hodge, Neville	ISV	10.58 Q
4	3	Lightbourne, Audrick	BAH	10.64 Q
5	7	Young, Gus	JAM	10.64
6	5	Trott, William	BER	10.76
7	2	Khumoyarona, Kgosiemang	BOT	11.49
4	4	Bitanga, Emmanuel	CMR	DNS

WIND/VENT -0.8M/SEC TEMPERATURE 25C 77F

Men/100M

Round 1 Heat 5 / Aug. 03

Hommes/100m

Tour éliminatoire 1 serie 5 / 03 Aout

RANK	LANE	NAME	CTRY	RESULT
RANG	COUL			RESULTAT
1	2	Graddy, Sam	USA	10.29 Q
2	6	Reid, Donovan	GBR	10.41 Q
3	5	Evers, Juergen	FRG	10.54 Q
4	8	Fuwa, Hiroki	JPN	10.56 Q
5	3	Attipoe, Philip	GHA	10.60 Q
6	7	Mallat, Jean Yves	LIB	10.83
7	4	Buechel, Markus	LIE	10.98
8	1	Mamba, Clifford	SWZ	11.24

WIND/VENT +1.4M/SEC TEMPERATURE 25C 77F

Men/100M

Round 1 Heat 6 / Aug. 03

Hommes/100m

Tour éliminatoire 1 serie 6 / 03 Aout

RANK	LANE	NAME	CTRY	RESULT
RANG	COUL			RESULTAT
1	4	Stewart, Ray	JAM	10.24 Q
2	6	Richard, Antoine	FRA	10.35 Q
3	2	Ullo, Antonio	ITA	10.36 Q
4	8	Correia, Paulo	BRA	10.45 Q
5	3	Jones, Anthony	BAR	10.69
6	7	Daniels, Oliver	LBR	10.76
7	5	Mohammad, Mansha	PAK	10.87

WIND/VENT +1.9M/SEC TEMPERATURE 25C 77F

Athlétisme

Men/100M

Round 1 Heat 7 / Aug. 03

Hommes/100m

Tour éliminatoire 1 serie 7 / 03 Aout

RANK	LANE	NAME	CTRY	RESULT
RANG	COUL			RESULTAT
1	2	Johnson, Ben	CAN	10.35 Q
2	8	Yu, Zhuanghui	CHN	10.53 Q
3	3	Marie-Rose, Bruno	FRA	10.59 Q
4	4	Haley, Earl	GUY	10.74
5	5	Thode, Julien	AHO	10.92
6	7	Russell, Ronald	ISV	11.02
7	6	Rose, Denis	SEY	11.04

WIND/VENT +0.8M/SEC TEMPERATURE 25C 78F

Men/100M

Round 1 Heat 8 / Aug. 03

Hommes/100m

Tour éliminatoire 1 serie 8 / 03 Aout

RANK	LANE	NAME	CTRY	RESULT
RANG	COUL			RESULTAT
1	7	Desruelles, Ronald	BEL	10.46 Q
2	2	Tilli, Stefano	ITA	10.48 Q
3	1	Martin, Fred	AUS	10.64 Q
4	3	Barroso, Luis	POR	10.76
5	6	Mbeia, Gustavito	GEQ	10.79
6	5	Fye, Omar	GAM	10.87
7	8	Henry, Anthony	ANT	10.98
8	4	Dawn, Saidurrahman	BAN	11.25

WIND/VENT -0.8M/SEC TEMPERATURE 25C 78F

Men/100M

Round 1 Heat 9 / Aug. 03

Hommes/100m

Tour éliminatoire 1 serie 9 / 03 Aout

RANK	LANE	NAME	CTRY	RESULT
RANG	COUL			RESULTAT
1	5	grown, Ron	USA	10.58 Q
2	4	Morales, Luis	PUR	10.60 Q
3	3	Gantos, Nelson Rocha	BRA	10.70 Q
4	6	Luebke, Ralf	FRG	10.70
5	7	Mensah, Collins	GHA	10.92
6	8	Benjamin, Ivan	SLE	11.13
7	2	Kere, Johnson	SOL	11.57

WIND/VENT -1.7 M/SEC TEMPERATURE 28C 79F

Men/100M

Round 1 Heat 10 / Aug. 03

Hommes/100m

Tour éliminatoire 1 serie 10 / 03 Aout

RANK	LANE	NAME	CTRY	RESULT
RANG	COUL			RESULTAT
1	6	Edwards, Norman	JAM	10.57 Q
2	3	Parker, Dudley	BAH	10.65 Q
3	7	Kouadio, Otokpa	CIV	10.72 Q
4	8	Pavoni, Pierfrancesco	ITA	10.72
5	5	Abdulla, Faraj	QAT	10.78
6	4	Silweya, Odiya	MAW	11.22
7	2	Abrahams, Glen	CRC	11.31

WIND/VENT -1.4M/SEC TEMPERATURE 28C 79F

Men/100M

Round 1 Heat 11 / Aug. 03

Hommes/100m

Tour éliminatoire 1 serie 11 / 03 Aout

RANK	LANE	NAME	CTRY	RESULT
RANG	COUL			RESULTAT
1	3	Haas, Christian	FRG	10.41 Q
2	5	Piers, Alfonso	PAN	10.50 Q
3	1	Nakaia, Katsulko	BRA	10.55 Q
4	4	Jarju, Bakary	GAM	10.68
5	2	Sim, Duk-Sup	KOR	10.72
6	7	Hill, Guy	IVB	11.11
7	8	Salandra Rove, Aldo	ESA	11.31
6	6	Obeng, Ernest	GHA	DNS

WIND/VENT +1.4M/SEC TEMPERATURE 28C 79F

Man/100M

Round 2 Heat 1 / Aug. 03

Hommes/100m

Tour éliminatoire 2 serie 1 / 03 Aout

The first 3 and 1 next fastest overall qualify for semi-final
Les 3 premiers et le 1 meilleur temp se qualifient pour la demi-finale

RANK	LANE	NAME	CTRY	RESULT
RANG	COUL			RESULTAT
1	7	Johnson, Ben	CAN	10.41 Q
2	8	Reid, Donovan	GBR	10.47 Q
3	5	Haas, Christian	FRG	10.51 Q
4	2	Crawford, Hasely	TRI	10.56
5	6	Ullo, Antonio	ITA	10.57
6	4	Marie-Rose, Bruno	FRA	10.60
7	3	Narracott, Paul	AUS	10.60
8	1	Piers, Alfonso	PAN	10.63

WIND/VENT -0.7M/SEC TEMPERATURE 28C 79F



Men/100M **Hommes/100m**
Round 2 Heat 2 / Aug. 03 Tour éliminatoire 2 serie 2 / 03 Aout

RANK	LANE	NAME	CTRY	RESULT
RANG	COUL			RESULTAT
1	2	Graddy, Sam	USA	10.15 Q
2	4	Sharpe, Tony	CAN	10.33 Q
3	5	Edwards, Norman	JAM	10.44 Q
4	1	Gantos, Nelson Rocha	BRA	10.53
5	7	Seck, Charles Louis	SEN	10.54
6	6	Yu, Zhuanghui	CHN	10.59
7	8	Hodge, Neville	ISV	10.69
	3	Desruelles, Ronald	BEL	DNS

WIND/VENT +0.1M/SEC TEMPERATURE 26C 79F

Men/100M **Hommes/100m**
Round 2 Heat 3 / Aug. 03 Tour éliminatoire 2 serie 3 / 03 Aout

RANK	LANE	NAME	CTRY	RESULT
RANG	COUL			RESULTAT
1	1	Tilli, Stefano	ITA	10.39 Q
2	2	Brown, Ron	USA	10.40 Q
3	6	Gasparoni, Marc	FRA	10.56 Q
4	4	Promna, Sumet	THA	10.61
5	3	Nakaia, Katsuiko	BRA	10.69
6	5	Fuwa, Hiroki	JPN	10.75
7	7	Atipoe, Philip	GHA	10.78
8	8	Kouadio, Otokpa	CIV	10.80

WIND/VENT -1.4 M/SEC TEMPERATURE 27C 80F

Men/100M **Hommes/100m**
Round 2 Heat 4 / Aug. 03 Tour éliminatoire 2 serie 4 / 03 Aout

RANK	LANE	NAME	CTRY	RESULT
RANG	COUL			RESULTAT
1	7	Stewart, Ray	JAM	10.30 Q
2	5	Wells, Allan	GBR	10.33 Q
3	8	P u m o m o	INA	10.43 Q
4	1	Arques, Javier	ESP	10.52
4	3	Van Miltenberg, Peter	AUS	10.52
6	6	Richard, Antoine	FRA	10.53
7	4	Correia, Paul0	BRA	10.54
8	2	Lightbourne, Audrick	BAH	10.59

WIND/VENT +0.8M/SEC TEMPERATURE 27C 80F

Men/100M **Hommes/100m**
Round 2 Heat 5 / Aug. 03 Tour éliminatoire 2 serie / 03 Aout

RANK	LANE	NAME	CTRY	RESULT
RANG	COUL			RESULTAT
1	8	Lewis, Carl	USA	10.04 Q
2	4	Williams, Desai	CAN	10.27 Q
3	7	Morales, Luis	PUR	10.35 Q
4	3	McFarlane, Michael	GBR	10.36 Q
5	2	Imo, Chidi	NGR	10.42
6	5	Parker, Dudley	BAH	10.58
7	6	Martin, Fred	AUS	10.61
8	1	Evers, Juergen	FRG	10.69

WIND/VENT +0.8M/SEC TEMPERATURE 27C 80F

Men/100M **Hommes/100m**
Semi-Final Heat 1 / Aug. 04 Demi-finale serie 1 / 04 Aout

The first 4 qualify for the final
Les 4 premiers se qualifient pour la finale

RANK	LANE	NAME	CTRY	RESULT
RANG	COUL			RESULTAT
1	1	Stewart, Ray	JAM	10.26 Q
2	2	Graddy, Sam	USA	10.27 Q
3	4	Reid, Donovan	GBR	10.32 Q
4	7	Brown, Ron	USA	10.34 Q
5	8	Williams, Desai	CAN	10.34
6	6	Haas, Christian	FRG	10.41
7	5	Gasparoni, Marc	FRA	10.49
8	3	Pumomo	INA	10.51

WIND/VENT +0.7M/SEC TEMPERATURE 25C 76F

Men/100M **Hommes/100m**
Semi-Final Heat 2 / Aug. 04 Demi-finale serie 2 /04 Aout

RANK	LANE	NAME	CTRY	RESULT
RANG	COUL			RESULTAT
1	6	Lewis, Carl	USA	10.14 Q
2	7	Johnson, Ben	CAN	10.42 Q
3	1	McFarlane, Michael	GBR	10.45 Q
4	2	Sharpe, Tony	CAN	10.52 Q
5	3	Morales, Luis	PUR	10.54
6	8	Tilli, Stefano	ITA	10.55
7	4	Edwards, Norman	JAM	10.63
8	5	Wells, Allan	GBR	10.71

WIND/VENT -1.5 M/SEC TEMPERATURE 25C 76F

Men/100M **Hommes/100m**
Final / Aug. 04 Finale / 04 Aout

RANK	LANE	NAME	CTRY	RESULT
RANG	COUL			RESULTAT
1	7	Lewis, Carl	USA	9.99
2	5	Graddy, Sam	USA	10.19
3	4	Johnson, Ben	CAN	10.22
4	1	Brown, Ron	USA	10.26
5	2	McFarlane, Michael	GBR	10.27
6	8	Stewart, Ray	JAM	10.29
7	6	Reid, Donovan	GBR	10.33
8	3	Sharpe, Tony	CAN	10.35

WIND/VENT 9.2 M/SEC TEMPERATURE 23C 74F

Race-in-Review: Sam Graddy (USA) was off to the fastest start and was the clear leader at 50 meters. Carl Lewis (USA) made a big move at midrace and opened a substantial lead on the field. Graddy held off the fast finish of Ben Johnson (CAN) for the silver medal. Lewis' victory margin of .20 seconds was the largest in Olympic history.

Compte rendu: Sam Graddy (USA) partait le plus vite et menait nettement à 50m. Carl Lewis (USA) produisait son effort à mi-course et se détachait nettement. Ben Johnson du Canada terminait très fort mais Graddy lui résistait et s'assurait la médaille d'argent. La victoire de Lewis, acquise avec une marge de 0,20s d'avance, était la plus nette de l'histoire olympique.

Men/200M **Hommes/200m**
Round 1 Heat 1 / Aug. 06 Tour éliminatoire 1 serie 1 / 06 Aout

The first 3 and 2 next fastest overall qualify for the next round
Les 3 premiers et les 2 meilleurs temps se qualifient pour le prochain tour

RANK	LANE	NAME	CTRY	RESULT
RANG	COUL			RESULTAT
1	3	Mennea, Pietro	ITA	20.70 Q
2	8	Van Miltenberg, Peter	AUS	21.06 Q
3	4	Silva, Robson	BRA	21.08 Q
4	2	Kablan, Degnan	CIV	21.39
5	1	Haley, Earl	GUY	21.52
6	5	Bainimoli, Inoke Ducia	FIJ	22.16
7	7	Dawn, Saidurrahman	BAN	22.59
	6	Bitanga, Emmanuel	CMR	DNF

WIND/VENT +0.3M/SEC TEMPERATURE 27C 80F

Men/200M **Hommes/200m**
Round 1 Heat 2 / Aug. 06 Tour éliminatoire 1 serie 2 / 06 Aout

RANK	LANE	NAME	CTRY	RESULT
RANG	COUL			RESULTAT
1	8	Reid, Leroy	JAM	20.62 Q
2	2	Luebke, Ralf	FRG	20.88 Q
3	7	Watson, Luke	GBR	21.26 Q
4	6	Yu, Zhuanghui	CHN	21.48
5	5	Jadi, Nordin	MAL	21.88
6	1	Simons, Greg	BER	21.88
7	3	Idun, James	GHA	22.55
8	4	Abrahams, Glen	CRC	22.75

WIND/VENT +0.6M/SEC TEMPERATURE 27C 80F

Men/200M **Hommes/200m**
Round 1 Heat 3 / Aug. 06 Tour éliminatoire 1 serie 3 / 06 Aout

RANK	LANE	NAME	CTRY	RESULT
RANG	COUL			RESULTAT
1	5	Simionato, Carlo	ITA	21.06 Q
2	2	Parker, Dudley	BAH	21.12 Q
3	3	Evers, Juergen	FRG	21.12 Q
4	1	Aguilar, Florencio	PAN	21.50
5	4	Fye, Omar	GAM	21.56
6	6	Mohammad, Mansha	PAK	22.04
7	7	Nenepath, Christian	INA	22.20
8	8	Mamba, Clifford	SWZ	22.76

WIND/VENT -0.2 M/SEC TEMPERATURE 27C 80F

Men/200M **Hommes/200m**
Round 1 Heat 4 /Aug. 06 Tour éliminatoire 1 serie 4 / 06 Aout

RANK	LANE	NAME	CTRY	RESULT
RANG	COUL			RESULTAT
1	2	Jefferson, Thomas	USA	20.63 Q
2	7	Williams, Desai	CAN	20.70 Q
2	1	Silva, Joao Batista	BRA	20.70 Q
4	5	Al-Abdulla, Jamal	PAT	21.10 Q
5	4	Narracott, Paul	AUS	21.20
6	8	Miller, Larry	ANT	21.93
7	3	Buechel, Markus	LIE	22.14
8	6	Moulton, Augustus	LBR	22.94

WIND/VENT +1.4M/SEC TEMPERATURE 27C 80F

Athletics

Men/200M Hommes/200m

Round 1 Heat 5 / Aug. 06

Tour elimatoire 1 serie 5 / 06 Aout

RANK	LANE	NAME	CTRY	RESULT
RANG	COUL			RESULTAT
1	3	Barre, Patrick	FRA	20.88 Q
2	4	Martin, Fred	AUS	20.96 Q
3	2	Young, Gus	JAM	21.14 Q
4	5	Nyambane, Alfred	KEN	21.35
5	6	Fuwa, Hiroki	JPN	21.37
6	1	Ngoawe, Henry	ZAM	21.58
7	7	Kiakouama, Antoine	CGO	21.64
8	8	Silweya, Odiya	MAW	22.46

WIND/VENT +0.9M/SEC TEMPERATURE 27C 80F

Men/200M Hommes/200m

Round 1 Heat 6 / Aug. 06

Tour elimatoire 1 serie 6 / 06 Aout

RANK	LANE	NAME	CTRY	RESULT
RANG	COUL			RESULTAT
1	4	Quarrie, Donald	JAM	20.84 Q
2	7	Mafe, Adeoye	GBR	21.24 Q
3	6	Shave, Tony	CAN	21.31 Q
4	2	Promna, Sumet	THA	21.53
5	8	Hodge, Lindel	IVB	22.28
6	3	Alheshimi, Amor	OMA	22.83
7	5	Salandra Bove, Aklo	ESA	22.90
8	1	Mallat, Jean Yves	LIB	22.91

WIND/VENT +0.8M/SEC TEMPERATURE 27C 80F

Men/200M Hommes/200m

Round 1 Heat 7 / Aug. 06

Tour elimatoire 1 serie 7 / 06 Aout

RANK	LANE	NAME	CTRY	RESULT
RANG	COUL			RESULTAT
1	3	Lewis, Carl	USA	21.02 Q
2	5	Mahom, Atlee	CAN	21.42 Q
3	4	Thode, Julien	AHO	21.62 Q
4	6	Ramirez-Caicedo, Manuel	COL	21.71
5	8	Pereira, Henrique	MOZ	21.87
6	2	Barroso, Luis	POR	22.03
7	7	Madzokere, Chris	ZIM	22.75
	1	Khumoyarona, Kgosiemang	BOT	DNS

WIND/VENT +0.6M/SEC TEMPERATURE 27C 80F

Men/200M Hommes/200m

Round 1 Heat 8 / Aug. 06

Tour elimatoire 1 serie 8 / 06 Aout

RANK	LANE	NAME	CTRY	RESULT
RANG	COUL			RESULTAT
1	3	Baptiste, Kirk	USA	20.63 Q
2	7	Morales, Luis	PUR	21.05 Q
3	4	Hodge, Neville	ISV	21.12 Q
4	5	Bakhta, Ali	ALG	21.15 Q
5	6	Gilva, Arnaldo	BRA	21.24
6	8	Tamean, Lapule	NGU	21.97
7	2	Mbela, Gustavito	GEQ	22.14
8	1	Samayoa-Oliva, Emilio	GUA	22.19

WIND/VENT +0.4M/SEC TEMPERATURE 27C 80F

Men/200M Hommes/200m

Round 1 Heat 9 / Aug. 06

Tour elimatoire 1 serie 9 / 06 Aout

RANK	LANE	NAME	CTRY	RESULT
RANG	COUL			RESULTAT
1	7	Tilli, Stefano	ITA	20.72 Q
2	5	Boussebart, Jean-Jacques	FRA	20.82 Q
3	3	Pumomo	INA	21.01 Q
4	8	Sawyers, David Peter	SLE	21.26
5	4	Benjamin, Ivan	SLE	21.54
6	1	Savadogo, Moussa	MLI	21.72
7	6	Rose, Denis	SEY	21.87
	2	Crawford, Hasely	TRI	DNS

WIND/VENT +1.5M/SEC TEMPERATURE 27C 80F

Men/200M Hommes/200m

Round 1 Heat 10 / Aug. 06

Tour elimatoire 1 serie 10 / 06 Aout

RANK	LANE	NAME	CTRY	RESULT
RANG	COUL			RESULTAT
1	8	Jang, Jae-Keun	KOR	21.32 Q
2	7	Govile, John	UGA	21.59 Q
3	1	Mayers, John	BAR	21.70 Q
4	5	Erazo, Nelson	PUR	21.72
5	4	Flowers, Damil	BIZ	21.72
6	2	Andre, Daniel	MRI	22.16
	3	Wells, Allan	GBR	DNS
	6	Haas, Christian	FRG	DNS

WIND/VENT +0.4M/SEC TEMPERATURE 27C 80F

Athlétisme

Men/200M Hommes/200m

Round 2 Heat 1 / Aug. 06

Tour elimatoire 2 serie 1 / 06 Aout

The first 4 qualify for the semi-final
Les 4 premiers se qualifient pour la demi-finale

RANK	LANE	NAME	CTRY	RESULT
RANG	COUL			RESULTAT
1	4	Lewis, Carl	USA	20.48 Q
2	5	Tilli, Stefano	ITA	20.64 Q
3	6	Mahom, Atlee	CAN	20.69 Q
4	7	Morales, Luis	PUR	20.82 Q
5	1	Pumomo	INA	20.93
6	3	Barre, Patrick	FRA	20.95
7	8	Parker, Dudley	BAH	21.10
8	2	Bakhta, Ali	ALG	21.35

WIND/VENT -0.5M/SEC TEMPERATURE 27C 81F

Men/200M Hommes/200m

Round 2 Heat 2 / Aug. 06

Tour elimatoire 2 serie 2 / 06 Aout

RANK	LANE	NAME	CTRY	RESULT
RANG	COUL			RESULTAT
1	7	Williams, Desai	CAN	20.40 Q
2	3	Mennea, Pietro	ITA	20.50 Q
3	6	Mafe, Adeoye	GBR	20.55 Q
4	1	Silva, Joao Batista	BRA	20.61 Q
5	4	Evers, Juergen	FRG	20.95
6	5	Jang, Jae-Keun	KOR	21.14
7	2	Mayers, John	BAR	21.46
	8	Reid, Leroy	JAW	DNF

WIND/VENT +2.2M/SEC TEMPERATURE 27C 81F

Men/200M Hommes/200m

Round 2 Heat 3 / Aug. 06

Tour elimatoire 2 serie 3 / 06 Aout

RANK	LANE	NAME	CTRY	RESULT
RANG	COUL			RESULTAT
1	3	Jefferson, Thomas	USA	20.47 Q
2	6	Boussebart, Jean-Jacques	FRA	20.54 Q
3	5	Quarrie, Donald	JAM	20.57 Q
4	4	Silva, Robson	BRA	20.88 Q
5	2	Thode, Julien	AHO	21.45
6	1	Sharpe, Tony	CAN	21.46
7	7	Govile, John	UGA	21.55
	8	Martin, Fred	AUS	DNS

WIND/VENT -0.7 M/SEC TEMPERATURE 27C 81F

Men/200M Hommes/200m

Round 2 Heat 4 / Aug. 06

Tour elimatoire 2 serie 4 / 06 Aout

RANK	LANE	NAME	CTRY	RESULT
RANG	COUL			RESULTAT
1	2	Baptiste, Kirk	USA	20.48 Q
2	3	Luebke, Ralf	FRG	20.57 Q
3	7	Young, Gus	JAM	20.75 Q
4	8	Simionato, Carlo	ITA	20.86 Q
5	1	Van Miltenberg, Peter	AUS	21.06
6	4	Watson, Luke	GBR	21.14
7	5	Al-Abdulla, Jamal	QAT	21.44
	6	Hodge, Neville	ISV	DNS

WIND/VENT -0.3M/SEC TEMPERATURE 27C 81F

Men/200M Hommes/200m

Semi-Finale Heat 1 / Aug. 08

Demi-finale serie 1 / 08 Aout

The first 4 qualify for the final
Les 4 premiers se qualifient pour la finale

RANK	LANE	NAME	CTRY	RESULT
RANG	COUL			RESULTAT
1	5	Baptiste, Kirk	USA	20.26 Q
2	3	Jefferson, Thomas	USA	20.40 Q
3	6	Mennea, Pietro	ITA	20.47 Q
4	2	Boussebart, Jean-Jacques	FRA	20.55 Q
5	7	Mahom, Atlee	CAN	20.77
6	4	Silva, Robson	BRA	20.80
7	8	Young, Gus	JAM	21.17
8	1	Morales, Luis	PUR	21.22

WIND/VENT -2.2M/SEC TEMPERATURE 28C 85F

Men/200M Hommes/200m

Semi-Final Heat 2 / Aug. 08

Demi-finale serie 2 / 08 Aout

RANK	LANE	NAME	CTRY	RESULT
RANG	COUL			RESULTAT
1	6	Lewis, Carl	USA	20.27 Q
2	4	Silva, Joao Batista	BRA	20.61 Q
3	8	Mafe, Adeoye	GBR	20.63 Q
4	7	Luebke, Ralf	FRG	20.67 Q
5	3	Williams, Desai	CAN	20.70
6	5	Tilli, Stefano	ITA	20.72
7	1	Quarrie, Donald	JAM	20.77
8	2	Simionato, Carlo	ITA	20.62

WIND/VENT +0.7M/SEC TEMPERATURE 28C 85F

**Men/200M**
Final / Aug. 08**Hommes/200m**
Finale / 08 Aout

RANK	LANE	NAME	CTRY	RESULT	100 M TIMES
RANG	COUL			RESULTAT	100 M TEMPS
1	7	Lewis, Carl	USA	19.80	(10.23, 9.57)
2	3	Baptiste, Kirk	USA	19.86	(10.41, 9.55)
3	4	Jefferson, Thomas	USA	20.26	(10.43, 9.83)
4	8	Silva, Joao Batista	BRA	20.30	(10.47, 9.83)
5	6	Luebke, Ralf	FRG	20.51	(10.72, 9.79)
6	2	Boussemart, Jean-Jacques	FRA	20.55	(10.58, 9.97)
7	5	Mennea, Pietro	ITA	20.55	(10.50, 10.05)
8	1	Mafe, Adeoye	GBR	20.85	(10.69, 10.16)

WIND/VENT -0.9M/SEC TEMPERATURE 28C 85F

Race-in-Review: Thomas Jefferson (USA) and Carl Lewis (USA) were out fastest of all, with Lewis clearly the leader coming out of the curve. Jefferson, Joao Silva (BRA) and Kirk Baptiste (USA) were very close for second. Baptiste closed the gap slightly on Lewis down the stretch as Jefferson outdueled Silva for the bronze medal.

Compte rendu: Thomas Jefferson (USA) et Carl Lewis (USA) étaient les plus rapides à démarrer et Lewis menait nettement à la sortie du virage. Jefferson, Joao Silva (BRA) et Kirk Baptiste (USA) luttèrent tous pour la place de second. Baptiste rattrapait légèrement Lewis sur la ligne droite et Jefferson battait Silva pour la médaille de bronze.

Men/400M
Round 1 Heat 1 / Aug. 04**Hommes/400m**
Tour éliminatoire 1 serie 1 / 04 Aout

The first 3 and 2 next fastest overall qualify for next round
Les 3 premiers et les 2 meilleurs temps se qualifient pour le prochain tour

RANK	LANE	NAME	CTRY	RESULT
RANG	COUL			RESULTAT
1	5	Lishebo, Dave	ZAM	46.20 Q
2	1	Peltier, David	BAR	46.57 Q
3	7	Ingraham, Allan	BAH	46.72 Q
4	6	Diallo, Boubacar	SEN	46.73
5	2	Greenaway, Dean	IVB	47.33
6	3	Silva, Evaldo Rosa	BRA	47.55
7	4	Omar, Ibrahim Okash	SOM	47.91
8	8	Hassane, Issaka	CHA	49.64

TEMPERATURE 24C 75F

Men/400M
Round 1 Heat 2 / Aug. 04**Hommes/400m**
Tour éliminatoire 1 serie 2 / 04 Aout

RANK	LANE	NAME	CTRY	RESULT
RANG	COUL			RESULTAT
1	3	Tiaoh, Gabriel	CIV	45.96 Q
2	6	Kitur, David	KEN	46.25 Q
3	5	Arnold, Marcel	SUI	46.46 Q
4	2	Minihan, Gary	AUS	46.93
5	1	Jadi, Nordin	MAL	47.12
6	7	Johansson, Tommy	SWE	47.77
7	8	Andre, Daniel	MRI	49.09
8	4	Butera, Faustin	RWA	51.41

TEMPERATURE 24C 75F

Men/400M
Round 1 Heat 3 / Aug. 04**Hommes/400m**
Tour éliminatoire 1 serie 3 / 04 Aout

RANK	LANE	NAME	CTRY	RESULT
RANG	COUL			RESULTAT
1	1	Egbunike, Innocent	NGR	46.63 Q
2	5	Senior, Mark	JAM	46.73 Q
3	8	Souza, Gerson	BRA	47.02 Q
4	6	Ramirez-Caicedo, Manuel	COL	47.17
5	7	Saunders, Bryan	CAN	47.40
6	4	Almaliki, Mohammed	OMA	47.61
7	3	Rizvi, Meesaq	PAK	49.58
	2	Borabota, Secundino	GEQ	DQ

TEMPERATURE 24C 75F

Men/400M
Round 1 Heat 4 / Aug. 04**Hommes/400m**
Tour éliminatoire 1 serie 4 / 04 Aout

RANK	LANE	NAME	CTRY	RESULT
RANG	COUL			RESULTAT
1	4	Cameron, Bertland	JAM	46.14 Q
2	7	Sigurdsson, Oddur	ISL	46.30 Q
3	2	Hinds, Doug	CAN	46.42 Q
4	1	Louis, Richard	BAR	46.70
5	5	Bemou, Jean Didace	CGO	47.26
6	3	Llatser, Hector	FRA	47.30
7	8	Pipersburg, Phillip	BIZ	48.04
8	6	Lopez-Davila, Alberto	GUA	52.21

TEMPERATURE 24C 75F

Men/400M
Round 1 Heat 5 / Aug. 04**Hommes/400m**
Tour éliminatoire 1 serie 5 / 04 Aout

RANK	LANE	NAME	CTRY	RESULT
RANG	COUL			RESULTAT
1	7	Babers, Alonzo	USA	45.81 Q
2	3	Paul, Michael	TRI	46.18 Q
3	2	Brown, Philip	GBR	46.26 Q
4	1	Kyeswa, Moses	UGA	46.78
5	8	Bethune, Tim	CAN	46.98
6	6	Ramotshabi, Joseph	BOT	48.11
7	5	Jallow, Dawda	GAM	48.36
8	4	Lopez Escobar, Rene	ESA	48.71

TEMPERATURE 24C 76F

Men/400M
Round 1 Heat 6 / Aug. 04**Hommes/200m**
Tour éliminatoire 1 serie 6 / 04 Aout

RANK	LANE	NAME	CTRY	RESULT
RANG	COUL			RESULTAT
1	1	Frayne, Bruce	AUS	46.08 Q
2	2	Cantli, Aklo	FRA	46.14 Q
3	8	Takano, Susumu	JPN	46.26 Q
4	6	Mersal, Nafee	EGY	46.46
5	3	Browne, Alfred	ANT	47.29
6	7	Jerbeh, Rashed	UAE	48.71
7	4	Cruden, Siegfried	SUR	50.07
	5	Hassan, Elkaishef	SUD	DNF

TEMPERATURE 24C 76F

Men/400M
Round 1 Heat 7 / Aug. 04**Hommes/400m**
Tour éliminatoire 1 serie 7 / 04 Aout

RANK	LANE	NAME	CTRY	RESULT
RANG	COUL			RESULTAT
1	2	Nix, Sunder	USA	45.42 Q
2	6	Forde, Elvis	BAR	45.47 Q
3	7	Sanchez, Antonio	ESP	46.03 Q
4	4	Skerritt, Anton	TRI	46.30 Q
5	5	Atuti, James	KEN	47.04
6	8	Vignon, Adje-Adjeoda	TOG	47.43
7	3	Tamean, Lapule	NGU	47.60
8	1	Ojha, Pushpa Raj	NEP	52.12

TEMPERATURE 24C 76F

Men/400M
Round 1 Heat 8 / Aug. 04**Hommes/400m**
Tour éliminatoire 1 serie 8 / 04 Aout

RANK	LANE	NAME	CTRY	RESULT
RANG	COUL			RESULTAT
1	5	McKay, Antonio	USA	45.55 Q
2	1	Anzarah, John	KEN	46.12 Q
3	7	Del Prado, Isidro	PHI	46.82 Q
4	6	Loforte, Leonardo	MOZ	47.07
5	3	Rodan, Joseph	FIJ	49.00
6	8	Mwausegha, Agripa	UAW	49.12
7	4	Mows, Charles	GHA	50.39
	2	St Louis, Ali	TRI	DNF

TEMPERATURE 24C 76F

Men/400M
Round 1 Heat 9 / Aug. 04**Hommes/400m**
Tour éliminatoire 1 serie 9 / 04 Aout

RANK	LANE	NAME	CTRY	RESULT
RANG	COUL			RESULTAT
1	2	Skamrahl, Erwin	FRG	45.94 Q
2	5	Heras, Angel	ESP	46.06 Q
3	3	Bennett, Todd	GBR	46.09 Q
4	4	Quentrec, Yann	FRA	46.94
5	7	Santos, Wilson David	BRA	47.55
6	8	Handelsman, Mark	ISR	48.17
7	1	Madzokere, Chris	ZIM	48.49
8	6	Randriamahazoman, Arsene	MAD	48.86

TEMPERATURE 24C 76F

Men/400M
Round 1 Heat 10 / Aug. 04**Hommes/400m**
Tour éliminatoire 1 serie 10 / 04 Aout

RANK	LANE	NAME	CTRY	RESULT
RANG	COUL			RESULTAT
1	6	Akabusi, Kriss	GBR	45.64 Q
2	3	Clark, Darren	AUS	45.68 Q
3	5	Uti, Sunday	NGR	45.74 Q
4	2	Morris, Devon	JAM	45.86 Q
5	1	Okot, Mike	UGA	46.68
6	8	Sarkpa, Samuel	LBR	47.65
7	7	Moluh, Mama	CMR	48.90
	4	Confait, Vincent	SEY	DQ

TEMPERATURE 24C 76F

Athletics

Men/400M Hommes/400m Round 2 Heat 1 / Aug. 05 Tour éliminatoire 2 serie 1 / 05 Aout

The first 4 qualify for the semi-final
Les 4 premiers se qualifient pour la demi-finale

RANK	LANE	NAME	CTRY	RESULT	Q
RANG	COUL			RESULTAT	
1	8	McKay, Antonio	USA	44.72	Q
2	6	Clark, Darren	AUS	44.77	Q
3	3	Akabusi, Kriss	GBR	45.43	Q
4	4	Lishebo, Dave	ZAM	45.57	Q
5	2	Anzarah, John	KEN	45.67	
6	1	Morris, Devon	JAM	46.14	
7	7	Ingraham, Allan	BAH	46.14	
8	5	Peltier, David	BAR	46.48	

TEMPERATURE 28C 82F

Men/400M Hommes/400m Round 2 Heat 2 / Aug. 05 Tour éliminatoire 2 serie 2 / 05 Aout

RANK	LANE	NAME	CTRY	RESULT	Q
RANG	COUL			RESULTAT	
1	4	Egbunike, Innocent	NGR	45.26	Q
2	5	Nix, Sunder	USA	45.31	Q
3	2	Forde, Elvis	BAR	45.66	Q
4	7	Canti, Aldo	FRA	45.64	Q
5	3	Heras, Angel	ESP	45.66	
6	6	Arnold, Marcel	SUI	46.10	
7	8	Brown, Philip	GBR	46.63	
8	1	Skerritt, Anton	TRI	46.93	

TEMPERATURE 29C 82F

Men/400M Hommes/400m Round 2 Heat 3 / Aug. 05 Tour éliminatoire 2 serie 3 / 05 Aout

RANK	LANE	NAME	CTRY	RESULT	Q
RANG	COUL			RESULTAT	
1	5	Babers, Alonzo	USA	44.75	Q
2	1	Uti, Sunday	NGR	45.01	Q
3	8	Cameron, Bertland	JAM	45.16	Q
4	7	Frayne, Bruce	AUS	45.35	Q
5	6	Bennett, Todd	GBR	45.51	
6	2	Sanchez, Antonio	ESP	45.79	
7	4	Bigurdsson, Oddur	ISL	46.07	
8	3	Hinds, Doug	CAN	46.19	

TEMPERATURE 29C 82F

Men/400M Hommes/400m Round 2 Heat 4 / Aug. 05 Tour éliminatoire 2 serie 4 / 05 Aout

RANK	LANE	NAME	CTRY	RESULT	Q
RANG	COUL			RESULTAT	
1	2	Tiacoh, Gabriel	CIV	45.15	Q
2	6	Kitur, David	KEN	45.78	Q
3	8	Paul, Michael	TRI	45.84	Q
4	4	Takano, Susumu	JPN	45.91	Q
5	1	Skamrahl, Erwin	FRG	46.39	
6	7	Senior, Mark	JAM	46.50	
7	3	Souza, Gerson	BRA	46.65	
8	5	Del Prado, Isidro	PHI	46.71	

TEMPERATURE 29C 82F

Men/400M Hommes/400m Semi-Final Heat 1 / Aug. 06 Demi-finale serie 1 / 06 Aout

The first 4 qualify for the final
Les 4 premiers se qualifient pour la finale

RANK	LANE	NAME	CTRY	RESULT	Q
RANG	COUL			RESULTAT	
1	3	Egbunike, Innocent	NGR	45.16	Q
2	7	Babers, Alonzo	USA	45.17	Q
3	1	Clark, Darren	AUS	45.26	Q
4	6	Nix, Sunder	USA	45.41	Q
5	8	Canti, Aldo	FRA	45.59	
6	5	Paul, Michael	TRI	45.60	
7	2	Akabusi, Kriss	GBR	45.69	
8	4	Takano, Susumu	JPN	45.88	

TEMPERATURE 29C 84F

Men/400M Hommes/400m Semi-Final Heat 2 / Aug. 06 Demi-finale serie 2 / 06 Aout

RANK	LANE	NAME	CTRY	RESULT	Q
RANG	COUL			RESULTAT	
1	4	Tiacoh, Gabriel	CIV	44.64	Q
2	8	Uti, Sunday	NGR	44.83	Q
3	3	McKay, Antonio	USA	44.92	Q
4	2	Cameron, Bertland	JAM	45.10	Q
5	5	Frayne, Bruce	AUS	45.21	
6	1	Forde, Elvis	BAR	45.32	
7	6	Kitur, David	KEN	45.62	
8	7	Lishebo, Dave	ZAM	45.97	

TEMPERATURE 29C 84F

Athlétisme

Men/400M Hommes/400m Final / Aug. 08 Finale / 08 Aout

RANK	LANE	NAME	CTRY	RESULT	200 M TIMES
RANG	COUL			RESULTAT	200 M TEMPS
1	4	Babers, Alonzo	USA	44.27	(21.7, 22.6)
2	7	Tiacoh, Gabriel	CIV	44.54	(21.7, 22.9)
3	1	McKay, Antonio	USA	44.71	(21.9, 22.9)
4	5	Clark, Darren	AUS	44.75	(21.2, 23.6)
5	6	Nix, Sunder	USA	44.75	(21.6, 23.2)
6	2	Uti, Sunday	NGR	44.93	(21.8, 23.2)
7	3	Egbunike, Innocent	NGR	45.35	(21.7, 23.7)
	8	Cameron, Bertland	JAM	DNS	

TEMPERATURE 28C 85F

Race-in-Review: Darren Clark (AUS) went out very fast and led the field into the straight. Babers began a strong rush with 150 meters to go and sped past Clark in midstretch followed by Gabriel Tiacoh (CIV). Babers continued his surge for a comfortable victory over Tiacoh as Antonio McKay (USA) finished strongly to edge Clark and Sunder Nix (USA) for the bronze.

Compte rendu: Darren Clark (AUS) partait très vite et menait à l'entrée de la ligne droite. A 150m de la fin de la course, Babers (USA) amorçait une splendide remontée et, suivide Gabriel Tiacoh (CIV), il passait Clark à la moitié de la dernière ligne droite. Babers continuait son effort pour acquérir une victoire confortable sur Tiacoh, tandis qu'Antonio McKay (USA) finissait très fort pour battre Clark et Sunder Nix (USA) pour la médaille de bronze.

Men/800M Hommes/800m Round 1 Heat 1 / Aug. 03 Tour éliminatoire 1 serie 1 / 03 Aout

The first 3 and 5 next fastest overall qualify for next round
Les 3 premiers et les 5 meilleurs temps se qualifient pour le prochain tour

RANK	LANE	NAME	CTRY	RESULT	INTERMEDIATE LEADERS
RANG	COUL			RESULTAT	PREMIERS DES INTEREDIARES
1	1	Niang, Babacar	SEN	1:46.90	400 50.89 Moutsanas
2	7	Bile, Abdi	SON	1:46.92	Ramotshabi
3	3	Sabia, Donato	ITA	1:47.04	Sabia
4	6	Moutsanas, Sotrios	GRE	1:47.32	
5	4	Ramotshabi, Joseph	BOT	1:48.17	
6	5	Titos, Andre	MOZ	1:51.73	
7	2	Sawry, Samuel	GRN	1:53.08	
8	8	Gurung, Jodha	NEP	1:56.72	

TEMPERATURE 26C 78F

Men/800M Hommes/800m Round 1 Heat 2 / Aug. 03 Tour éliminatoire serie 2 / 03 Aout

RANK	LANE	NAME	CTRY	RESULT	INTERMEDIATE LEADERS
RANG	COUL			RESULTAT	PREMIERS DES INTERMEDIARES
1	8	Coe, Sebastian	GBR	1:45.71	400 52.30 Materazzi
2	1	Khalifa, Omar	SUD	1:45.81	Khalifa
3	2	Trabado, Coloman	ESP	1:46.00	Musango
4	3	Materazzi, Riccardo	ITA	1:46.03	
5	4	O'Sullivan, Marcus	IRL	1:46.85	
6	7	Musango, Archfel	ZAM	1:48.84	
7	5	Acosta, Leopoldo	ECU	1:54.06	
8	6	Molinari, Manlio	SMR	1:57.09	

TEMPERATURE 26C 78F

Men/800M Hommes/800m Round 1 Heat 3 / Aug. 03 Tour éliminatoire 1 serie 3 / 03 Aout

RANK	LANE	NAME	CTRY	RESULT	INTERMEDIATE LEADERS
RANG	COUL			RESULTAT	PREMIERS DES INTERMEDIARES
1	6	Hamilton, Owen	JAM	1:46.95	400 53.11 Aden
2	4	Fall, Moussa	SEN	1:47.91	Marshall
3	3	Marshall, John	USA	1:47.99	Fall
4	2	Aden, Jama	SON	1:48.64	
5	5	Pearless, Peter	NZL	1:49.95	
6	1	Lopez-Davila, Alberto	GUA	1:54.19	
	7	Ramirez-Caicedo, Manuel	COL	DNS	
	8	Olamini, Vusie	SWZ	DQ	

TEMPERATURE 26C 78F

Men/800M Hommes/800m Round 1 Heat 4 / Aug. 03 Tour éliminatoire 1 serie 4 / 03 Aout

RANK	LANE	NAME	CTRY	RESULT	INTERMEDIATE LEADERS
RANG	COUL			RESULTAT	PREMIERS DES INTERMEDIARES
1	6	Jones, Earl	USA	1:47.75	400 52.96 Jones
2	4	Lahbi, Fawzi	MAR	1:47.81	Kim
3	3	Dupont, Philippe	FRA	1:48.09	Dupont
4	5	Harries, Axel	FRG	1:48.92	
5	2	Fawair, Muteb	JOR	1:53.89	
6	1	Aziz, Ibrahim	UAE	1:54.86	
	7	Kim, Bok-Joo	KOR	DQ	

TEMPERATURE 26C 78F



Men/800M **Hommes/800m**
Round 1 Heat 5 / Aug. 03 **Tour elimatoire 1 serie 5 / 03 Aout**

RANK	LANE	NAME	CTRY	RESULT	INTERMEDIATE	LEADERS
RANG	COUL			RESULTAT	PREMIERS DES	INTERMEDIARES
1	1	Cruz, Joaquim	BRA	1:45.66 Q	400	51.88 Cruz
2	6	Oven, Steve	GBR	1:46.66 Q		Gonzalez
3	2	Barr, Oslen	GUY	1:47.65 Q		Ovett
4	3	Gonzalez, Benjamin	ESP	1:48.01		
5	4	Rajakumar, Batulamai	MAL	1:48.19		
6	7	Ganunga, Isaac	MAW	1:51.25		
7	5	Figueredo, Francisco	PAR	1:52.22		
8	8	Cruden, Siegfried	SUR	1:53.31		

TEMPERATURE 26C 78F

Men/800M **Hommes/800m**
Round 1 Heat 6 / Aug. 03 **Tour elimatoire 1 serie 8 / 03 Aout**

RANK	LANE	NAME	CTRY	RESULT	INTERMEDIATE	LEADERS
RANG	COUL			RESULTAT	PREMIERS DES	INTERMEDIARES
1	6	Gray, Johnny	USA	1:47.19 Q	400	52.43 Gray
2	7	Scammell, Pat	AUS	1:47.24 Q		Belkessam
3	5	Mayr, Marco	SUI	1:47.36 Q		Scammell
4	2	Belkessam, Ahmed	ALG	1:47.51 Q		
5	3	Rizvi, Meesaq	PAK	1:51.29		
6	1	Amakye, William	GHA	1:54.80		
7	4	Sinon, Philip	SEY	2:04.89		

TEMPERATURE 26C 78F

Men/800M **Hommes/800m**
Round 1 Heat 7 / Aug. 03 **Tour elimatoire 1 serie 7 / 03 Aout**

RANK	LANE	NAME	CTRY	RESULT	INTERMEDIATE	LEADERS
RANG	COUL			RESULTAT	PREMIERS DES	INTERMEDIARES
1	1	Koech, Edwin	KEN	1:47.11 Q	400	54.05 Koech
2	2	Femer, Hans-Peter	FRG	1:47.55 Q		Guimaraes
3	3	Guimaraes, Agberto	BRA	1:47.72 Q		Femer
4	8	Handelsman, Mark	ISR	1:47.90		
5		Molyneaux, Jerry	IVB	1:53.23		
6	6	Rudasingwa, Jmv	RWA	1:53.23		
7	5	Esono Asumu, Bartolome	GEQ	2:17.29		
	4	Moussa, Daweye	NIG	DQ		

TEMPERATURE 26C 78F

Men/800M **Hommes/800m**
Round 1 Heat 8 / Aug. 03 **Tour elimatoire 1 serie 8 / 03 Aout**

RANK	LANE	NAME	CTRY	RESULT	INTERMEDIATE	LEADERS
RANG	COUL			RESULTAT	PREMIERS DES	INTERMEDIARES
1	4	Ndiwa, Juma	KEN	1:46.73 Q	400	51.62 Ndiwa
2	3	Wuycke, William	VEN	1:46.88 Q		Hoogewerf
3	2	Alouini, Mohamed	TUN	1:47.20 Q		Jonga
4	1	Hoogewerf, Simon	CAN	1:47.74		
5	8	Jonga, Tapfumanei	ZIM	1:49.59		
6	5	Oliver, Charlie	SOL	1:53.22		
7	7	Alsharji, Barkat	OMA	2:00.38		
8	6	Algadi, Abdulrab	YAR	2:05.90		

TEMPERATURE 26C 78F

Men/800M **Hommes/800m**
Round 1 Heat 9 / Aug. 03 **Tour elimatoire 1 serie 9 / 03 Aout**

RANK	LANE	NAME	CTRY	RESULT	INTERMEDIATE	LEADERS
RANG	COUL			RESULTAT	PREMIERS DES	INTERMEDIARES
1	6	Konchellah, Billy	KEN	1:46.27 Q	400	51.86 Elliott
2	4	Elliott, Peter	GBR	1:46.98 Q		Konchellah
3	3	Barbosa,JoseLuiz	BRA	1:47.12 Q		Barbosa
4	8	Roberts, Bruce	CAN	1:47.56		
5	5	Borromeo, Charles	IND	1:51.52		
6	2	Jones, Dale	ANT	1:51.52		
7	1	Ceesay, Peter	GAM	1:55.35		
8	7	Miangoto, Ousmane	CHA	1:56.02		

TEMPERATURE 26C 78F

Men/800M **Hommes/800m**
Round 2 Heat 1 / Aug. 04 **Tour elimatoire 2 serie 1 / 04 Aout**

The first 4 qualify for the semi-final
Les 4 premiers se qualifient pour la demi-finale

RANK	LANE	NAME	CTRY	RESULT	INTERMEDIATE	LEADERS
RANG	COUL			RESULTAT	PREMIERS DES	INTERMEDIARES
1	6	Koech, Edwin	KEN	1:44.74 Q	200	24.52 Sabia
2	8	sabia, Donato	ITA	1:44.90 Q	400	51.29 Elliott
3	3	Guimaraes, Agberto	BRA	1:45.18 Q		Koech
4	4	Elliott, Peter	GBR	1:45.49 Q		Niang
5	7	Lahbi, Fawzi	MAR	1:45.67	600	1:18.30 Koech
6	2	Niaing, Babacar	SEN	1:45.71		
7	5	Moutsanas, Sotirios	GRE	1:46.34		
	1	Trabado, Coloman	ESP	DNS		

TEMPERATURE 25C 76F

Men/800M **Hommes/800m**
Round 2 Heat 2 / Aug. 04 **Tour elimatoire 2 serie 2 / 04 Aout**

RANK	LANE	NAME	CTRY	RESULT	INTERMEDIATE	LEADERS
RANG	COUL			RESULTAT	PREMIERS DES	INTERMEDIARES
1	5	Konchellah, Billy	KEN	1:46.15 Q	200	24.86 Belkessam
2	1	Khalifa, Omar	SUD	1:46.33 Q	400	51.41 Belkessam
3	8	Coe, Sebastian	GBR	1:46.75 Q		Mayr
4	2	Barbosa, Jose Luiz	BRA	1:46.87 Q		Khalifa
5	4	Marshall, John	USA	1:47.18	600	1:19.70 Belkessam
6	7	Materazzi, Riccardo	ITA	1:47.90		
7	3	Belkessam, Ahmed	ALG	1:48.11		
8	6	Mayr, Marco	SUI	1:48.30		

TEMPERATURE 27C 76F

Men/800M **Hommes/800m**
Round 2 Heat 3 / Aug. 04 **Tour elimatoire 2 serie 3 / 04 Aout**

RANK	LANE	NAME	CTRY	RESULT	INTERMEDIATE	LEADERS
RANG	COUL			RESULTAT	PREMIERS DES	INTERMEDIARES
1	1	Cruz, Joaquim	BRA	1:44.84 Q	200	24.57 Cruz
2	8	Oven, Steve	GBR	1:45.72 Q	400	51.25 Cruz
3	2	Gray, Johnny	USA	1:45.82 Q		Gray
4	6	Wuycke, William	VEN	1:46.17 Q		Ovett
5	4	Bile, Abdi	SON	1:46.49	600	1:18.08 Cruz
6	3	Hamilton, Owen	JAM	1:46.74		
7	5	Scammell, Pat	AUS	1:47.40		
8	7	Roberts, Bruce	CAN	1:49.72		

TEMPERATURE 27C 78F

Men/800M **Hommes/800m**
Round 2 Heat 4 / Aug. 04 **Tour elimatoire 2 serie 4 / 04 Aout**

RANK	LANE	NAME	CTRY	RESULT	INTERMEDIATE	LEADERS
RANG	COUL			RESULTAT	PREMIERS DES	INTERMEDIARES
1	7	Jones, Earl	USA	1:45.44 Q	200	24.90 Ndiwa
2	2	Femer, Hans-Peter	FRG	1:45.52 Q	400	50.89 Ndiwa
3	3	Ndiwa, Juma	KEN	1:45.59 Q		Jones
4	4	Fall, Moussa	SEN	1:45.71 Q		Alouini
5	5	Alouini, Mohamed	TUN	1:45.78	600	1:18.16 Jones
6	8	O'Sullivan, Marcus	IRL	1:46.21		
7	6	Barr, Oslen	GUY	1:46.97		
8	1	Dupont, Philippe	FRA	1:48.95		

TEMPERATURE 27C 78F

Men/800M **Hommes/800m**
Semi-Final Heat 1 / Aug. 05 **Demi-finale serie 1 / 05 Aout**

The first 4 qualify for the final
Les 4 premiers se qualifient pour la finale

RANK	LANE	NAME	CTRY	RESULT	INTERMEDIATE	LEADERS
RANG	COUL			RESULTAT	PREMIERS DES	INTERMEDIARES
1	2	Cruz, Joaquim	BRA	1:43.82 Q	200	23.69 Jones
2	3	Koech, Edwin	KEN	1:44.12 Q	400	49.56 Koech
3	8	Jones, Earl	USA	1:44.51 Q		Jones
4	1	Ovett, Steve	GBR	1:44.81 Q		Cruz
5	6	Khalifa, Omar	SUD	1:44.87	600	1:16.98 Koech
6	4	Fall, Moussa	SEN	1:45.03		
7	7	Wuycke, William	VEN	1:47.32		
	5	Elliott, Peter	GBR	DNS		

TEMPERATURE 29c 82F

Men/800M **Hommes/800m**
Semi-Final Heat 2 / Aug. 05 **Demi-finale serie 2 / 05 Aout**

RANK	LANE	NAME	CTRY	RESULT	INTERMEDIATE	LEADERS
RANG	COUL			RESULTAT	PREMIERS DES	INTERMEDIARES
1	1	Coe, Sebastian	GBR	1:45.51 Q	200	24.63 Konchellah
2	5	Konchellah, Billy	KEN	1:45.67 Q	400	52.26 Gray
3	4	Gray, Johnny	USA	1:45.82 Q		Sabia
4	7	sabia, Donato	ITA	1:45.96 Q		Konchellah
5	8	Femer, Hans-Peter	FRG	1:46.16	600	1:19.30 Gray
6	6	Guimaraes, Agberto	BRA	1:46.60		
7	3	Ndiwa, Juma	KEN	1:48.06		
8	2	Barbosa, Jose Luiz	BRA	1:48.70		

TEMPERATURE 29C 82F

Athletics

Men/800M Final / Aug. 06

RANK RANG	LANE COUL	NAME	CTRY	RESULT RESULTAT	INTERMEDIATE TEMPS	TIMES/200, 400, 600 INTEREDIARES
1	6	Cruz, Joaquim	BRA	1:43.00 OR	(24.15, 51.16, 1:17.83)	
2	3	Coe, Sebastian	GBR	1:43.64	(24.52, 51.29, 1:17.93)	
3	1	Jones, Earl	USA	1:43.83	(24.24, 51.30, 1:17.99)	
4	4	Konchellah, Billy	KEN	1:44.03	(24.90, 51.64, 1:17.98)	
5	2	Sabia,Donato	ITA	1:44.53	(24.72, 51.58, 1:18.33)	
6	8	Koech,Edwin	KEN	1:44.86	(24.02, 51.07, 1:17.80)	
7	5	Gray, Johnny	USA	1:47.89	(24.79, 51.32, 1:18.23)	
8	7	Ovett, Steve	GBR	1:52.28	(24.38, 51.45, 1:18.53)	

TEMPERATURE 28C 82F

Race-in-Review: Edwin Koech (KEN) led a closely bunched field through the first 600 meters with Joaquim Cruz (BRA) and Sebastian Coe (GBR) just off the pace. Crux moved decisively into the lead entering the stretch to score a convincing win over Coe with Earl Jones (USA) just behind in third. Compte rendu: Edwin Koech (KEN) menait un groupe très serré pendant les premiers 600m, suivi de très près par Joaquim Cruz (BRA) et Sebastian Coe (GBR). C'est à l'entrée de la ligne droite que Cruz produisait l'effort décisif qui le plaçait en tête pour gagner devant Coe alors qu'Earl Jones (USA) finissait juste derrière en 3e position.

Men/1500M Round 1 Heat 1 / Aug. 09

RANK RANG	NAME	CTRY	RESULT RESULTAT	INTERMEDIATE PREMIERS DES	LEADERS INTERMEDIARES
1	Cheshire, Joseph	KEN	3:38.51 Q	400 59.19	Mel
2	Khalifa, Omar	SUD	3:38.93 Q		Khalifa
3	Mei, Stefano	ITA	3:39.25 CI		Gonzalez
4	Rogers, Anthony	NZL	3:39.78 Q	800 1:59.22	Mei
5	Gonzalez, Jose Luis	ESP	3:47.01		Khalifa
6	Lahbi, Fawzi	NAR	3:47.54		Gonzalez
7	Ceesay, Paul	GAM	3:59.14	1100 2:43.67	Rogers
8	Alsharji, Amor	OMA	4:12.76		Cheshire
	Loikkanen, Antti	FIN	DNF		Mei
	Oliver, Charlie	SOL	DNF	1200 2:56.97	Cheshire Rogers Mei

TEMPERATURE 27C 80F

Men/1500M Round 1 Heat 2 / Aug. 09

RANK RANG	NAME	CTRY	RESULT RESULTAT	INTERMEDIATE PREMIERS DES	LEADERS INTERMEDIARES
1	Thiebault, Pascal	FRA	3:45.18 Q	400 59.71	Barr
2	Coe, Sebastian	GBR	3:45.30 Q		Donovan
3	Vera, Andres	ESP	3:45.44 Q		Aden
4	Donovan, Paul	IRL	3:45.70	800 2:04.55	Barr
5	Aden, Jama	SOM	3:46.80		Donovan
6	Alouini, Mohamed	TUN	3:49.78		Aden
7	Jones, Dale	ANT	3:55.65	1100 2:51.98	Aden
8	Balothanyi, Kgomotso	BOT	3:58.69		Coe
	Barr, Oslan	GUY	DNF		Donovan
	Algadi, Abdulrab	YAR	DNF	1200 3:05:57	Aden
	Maree, Sydney	USA	DNF		Coe Donovan

TEMPERATURE 27C 80F

Men/1500M Round 1 Heat 3 / Aug. 09

RANK RANG	NAME	CTRY	RESULT RESULTAT	INTERMEDIATE PREMIERS DES	LEADERS INTERMEDIARES
1	Ovett, Steve	GBR	3:49.23 Q	400 1:05.85	Fawair
2	Guimaraes, Agberto	BRA	3:49.26 Q		Patrignani
3	O'Sullivan, Marcus	IRL	3:49.65 Q		Aidet
4	Muraya, Josephat	KEN	3:51.61	800 2:11.71	Aidet
5	Guy, Gawain	JAN	3:52.04		O'Sullivan
6	Patrignani, Claudio	ITA	3:52.63	1100 2:57.60	O'Sullivan
7	Aidet, Mehdi	ALG	3:53.92		Ovett
8	Fawair, Muteb	JOR	3:59.85		Deleze
	Deleze, Pierre	SUI	DNF	1200 3:11.14	O'Sullivan
	Wuycke, William	VEN	DNF		Ovett
	Figueredo, Francisco	PAR	DNF		Deleze

TEMPERATURE 27C 80F

Athlétisme

Men/1500M Round 1 Heat 4 / Aug. 09

RANK RANG	NAME	CTRY	RESULT RESULTAT	INTERMEDIATE PREMIERS DES	LEADERS INTERMEDIARES
1	Cruz, Joaquim	BRA	3:41.01 Q	400 1:00.21	Rodrigues
2	Scott, Steve	USA	3:41.02 Q		Cruz
3	Hillardt, Michael	AUS	3:41.18 Q		Scott
4	O'Mara, Frank	IRL	3:41.76	800 2:04.52	Cruz
5	Gonzalez, Alex	FRA	3:42.84		Musango
6	Handelsman, Mark	ISR	3:45.05		Gonzalez
7	Morcelli, Abderrahmane	ALG	3:45.09	1100 2:48.29	Gonzalez
8	Musango, Archfel	ZAM	3:46.99		Cruz
9	Allassane, Adamou	NIG	3:56.43		Scott
10	Rodrigues, Tito	SUR	4:02.87	1200 3:02.07	Gonzalez
	Zdravkovic, Dragan	YUG	DNF		Cruz Scott

TEMPERATURE 27C 80F

Men/1500M Round 1 Heat 5 / Aug. 09

RANK RANG	NAME	CTRY	RESULT RESULTAT	INTERMEDIATE PREMIERS DES	LEADERS INTERMEDIARES
1	Abascal, Jose	ESP	3:37.68 Q	400 55.88	Materazzi
2	Wirz, Peter	SUI	3:37.75 Q		Jonga
3	Becker, Uwe	FRG	3:37.76 Q		Igohe
4	Materazzi, Riccardo	ITA	3:37.95 Q	800 1:57.04	Materazzi
5	Scammell, Pat	AUS	3:39.18 Q		Igohe
6	Igohe, James	TAN	3:39.62 Q		Wirz
7	Jonga, Tapfumanei	ZIM	3:40.42 Q	1100 2:42.34	Abascal
8	Ganunga, Isaac	MAW	3:53.86		Igohe
9	Garcia-Molina, Hugo-Allan	GUA	3:57.59		Becker
10	Kim, Bok-Joo	KOR	4:02.63	1200 2:56.72	Abascal
	Aziz, Ibrahim	UAE	DNF		Igohe Becker

TEMPERATURE 27C 80F

Men/1500M Round 1 Heat 6 / Aug. 09

RANK RANG	NAME	CTRY	RESULT RESULTAT	INTERMEDIATE PREMIERS DES	LEADERS INTERMEDIARES
1	Cram, Steve	GBR	3:40.33 Q	400 1:00.35	Wandu
2	Spivey, Jim	USA	3:40.58 Q		O'Donoghue
3	O'Donoghue, Peter	NZL	3:40.69 Q		Ortega
4	Bile, Abdi	SOM	3:40.72 Q	800 2:00.87	O'Donoghue
5	Cheruiyot, Kipkoech	KEN	3:41.96		Ortega
6	Wandu Hamonge, Zakaria	TAN	3:45.55		Cram
7	Rajakumar, Batulamai	MAL	3:55.19	1100 2:45.56	O'Donoghue
8	Rudasingwa, Jmv	RWA	3:57.62		Cram
9	Sinon, Philip	SEY	4:25.80		Spivey
10	Lozano Idjabe, Diosdado	GEQ	4:34.71	1200 2:59.70	O'Donoghue
	Ortega, Omar	ARG	DNF		Cram Spivey

TEMPERATURE 27C 80F

Men/1500M Semi-Final Heat 1 / Aug. 10

RANK RANG	NAME	CTRY	RESULT RESULTAT	INTERMEDIATE PREMIERS DES	LEADERS INTERMEDIARES
1	Abascal, Jose	ESP	3:35.70 Q	400 56.07	Igohe
2	Scott, Steve	USA	3:35.71 Q		Materazzi
3	Coe, Sebastian	GBR	3:35.81 Q		Coe
4	Cheshire, Joseph	KEN	3:35.83 Q	800 1:56.13	Igohe
4	Wirz, Peter	SUI	3:35.83 Q		Coe
6	Rogers, Anthony	NZL	3:36.48 Q		Materazzi
7	Materazzi, Riccardo	ITA	3:36.51 Q	1100 2:40.41	Coe
8	Hillardt, Michael	AUS	3:38.12		Abascal
9	Thiebaut, Pascal	FRA	3:40.96		Igohe
10	Igohe, James	TAN	3:41.57	1200 2:54.72	Coe
	Guimaraes, Agberto	BRA	DNF		Abascal
	Bile, Abdi	SON	DQ		Scott

TEMPERATURE 24C 75F

Men/1500M Semi-Final Heat 2 / Aug. 10

RANK RANG	NAME	CTRY	RESULT RESULTAT	INTERMEDIATE PREMIERS DES	LEADERS INTERMEDIARES
1	Cram, Steve	GBR	3:36.30 Q	400 55.95	Scammell
2	Spivey, Jim	USA	3:36.53 Q		Khalifa
3	Vera, Andres	ESP	3:36.55 Q		Ovett
4	Ovett, Steve	GBR	3:36.55 Q	800 1:57.88	Scammell
5	Khalifa, Omar	SUD	3:36.76 Q		Khalifa
6	Becker, Uwe	FRG	3:37.28		Mei
7	Mei, Stefano	ITA	3:37.96	1100 2:42.14	Mei
8	O'Donoghue, Peter	NZL	3:38.71		Ovett
9	O'Sullivan, Marcus	IRL	3:39.40		Cram
10	Scammell, Pat	AUS	3:40.83	1200 2:55.87	Mei
11	Jonga, Tapfumanei	ZIM	3:41.80		Ovett
	Cruz, Joaquim	BRA	DNF		Cram

TEMPERATURE 24C 75F

**Men/1500M
Final/Aug. 11****Hommes/1500m
Finale/ 11 Aout**

RANK RANG	NAME	CTRY	RESULT RESULTAT	INTERMEDIATE TIMES/400, 800, 1100, 1200 TEMPS INTERMEDIARES
1	Coe, Sebastian	GBR	3:32.53	(58.94, 1:56.92, 2:39.28, 2:53.21)
2	Cram, Steve	GBR	3:33.40	(59.21, 1:57.31, 2:39.58, 2:53.55)
3	Abascal, Jose	ESP	3:34.30	(59.25, 1:57.10, 2:39.04, 2:53.21)
4	Cheshire, Joseph	KEN	3:34.52	(58.88, 1:57.62, 2:40.30, 2:54.09)
5	Spivey, Jim	USA	3:36.07	(59.36, 1:57.73, 2:40.06, 2:54.27)
6	Wirz, Peter	SUI	3:36.97	(59.52, 1:58.04, 2:41.05, 2:55.80)
7	Vera, Andres	ESP	3:37.02	(59.48, 1:57.90, 2:41.09, 2:55.46)
8	Khalifa, Omar	SUD	3:37.11	(58.85, 1:57.24, 2:40.36, 2:54.74)
9	Rogers, Anthony	NZL	3:38.98	(59.67, 1:57.84, 2:40.92, 2:55.63)
10	Scott, Steve	USA	3:39.86	(59.10, 1:56.81, 2:39.99, 2:54.51)
11	Materazzi, Riccardo	ITA	3:40.74	(59.08, 1:58.41, 2:42.12, 2:56:86)
	Ovett, Steve	GBR	DNF	(59.44, 1:57.47, 2:39.88)

TEMPERATURE 24C 75F

Race-in-Review: Omar Khalifa (SUD), Steve Scott (USA) and Jose Abascal (ESP) were the leaders at 400, 800, and 1200 meters, respectively. With 200 meters to go Abascal maintained a slight advantage over Sebastian Coe (GBR), and Steve Cram (GBR). Coe passed Abascal on the final curve and held off the stretch charge of Cram to win his second consecutive Olympic gold medal in this event.
Compte rendu: Omar Khalifa (SUD), Steve Scott (USA) et Jose Abascal (ESP) étaient respectivement les leaders aux 400, 800 et 1200m. Avec 200m de course restant à couvrir, Abascal conservait un léger avantage sur Sebastian Coe, Grande-Bretagne, et Steve Cram, Grande-Bretagne. Coe passait Abascal pendant le dernier virage et résistait à l'assaut de Cram pour gagner sa 2e médaille d'or olympique consécutive dans cette épreuve.

**Men/3000M Steeplechase
Round 1 Heat 1 / Aug. 06****Hommes/3000m steeplechase
Tour éliminatoire 1 serie 1 / 06 Aout**

The first 6 and 6 next fastest overall qualify for the semi-final
Les 6 premiers et les 6 meilleurs temps se qualifient pour la demi-finale

RANK RANG	NAME	CTRY	RESULT RESULTAT	INTERMEDIATE LEADERS PREMIERS DES INTERMEDIARES
1	Diemer, Brian	USA	8:25.92 Q	1000 2:52.33 Panetta
2	Ramon, Domingo	ESP	8:26.04 Q	2000 5:42.37 Debacker
3	Baccouche, Fethi	TUN	8:27.49 Q	
4	Van Djick, William	BEL	8:29.68 Q	
5	Ulloa, Emilio	CHI	8:29.71 Q	
6	Debacker, Pascal	FRA	8:30.35 Q	
7	Davies-Hale, Paul	GBR	8:31.97 Q	
8	Panetta, Francesco	ITA	8:37.05 Q	
9	Rono, Kiprotich	KEN	8:41.75	
10	Caceres, Pedro	ARG	8:50.02	
11	Mpio, Emmanuel	CGO	9:05.58	
12	Alakbary, Azzan	OMA	10:22.96	

TEMPERATURE 27C 80F

**Men/3000M Steeplechase
Round 1 Heat 2 / Aug. 06****Hommes/3000m steeplechase
Tour éliminatoire 1 serie 2 / 06 Aout**

RANK RANG	NAME	CTRY	RESULT RESULTAT	INTERMEDIATE LEADERS PREMIERS DES INTERMEDIARES
1	Korir, Julius	KEN	8:29.08 Q	1000 2:54.16 Korir
2	Hackney, Roger	GBR	8:30.31 Q	2000 5:43.33 Korir
3	Mahmoud, Joseph	FRA	8:30.85 Q	
4	Koeleman, Hans	HOL	8:31.34 Q	
5	Duhaime, Greg	CAN	8:31.54 Q	
6	Rios, Carmelo	PUR	8:31.88 Q	
7	Boffi, Franco	ITA	8:32.26 Q	
8	Gregorek, John	USA	8:38.43 Q	
9	Torres, Juan	ESP	8:40.76	
10	Begego, Hector	PHI	8:53.70	
11	Garcia-Molina, Hugo-Allan	GUA	9:02.41	
12	Lopez, Ramon	PAR	9:36.36	

TEMPERATURE 27C 80F

**Men/3000M Steeplechase
Round 1 Heat 3 / Aug. 06****Hommes/3000m steeplechase
Tour éliminatoire 1 serie 3 / 06 Aout**

RANK RANG	NAME	CTRY	RESULT RESULT AT	INTERMEDIATE LEADERS PREMIERS DES INTERMEDIARES
1	Kariuki, Julius	KEN	8:19.45 Q	1000 2:50.03 Philippou
2	Renner, Peter	NZL	8:22.95 Q	2000 5:36.96 Renner
3	Daenens, Peter	BEL	8:28.26 Q	
4	Marsh, Henry	USA	8:29.23 Q	
5	Reitz, Colin	GBR	8:29.33 Q	
6	Ekblom, Tommy	FIN	8:29.45 Q	
7	Philippou, Filippou	CYP	8:30.09 Q	
8	O'Brien, Liam	IRL	8:31.89 Q	
9	Zadok, Yehuda	ISR	8:42.28	
10	Kim, Joo-Yong	KOR	8:43.50	
11	Mane, Albert	SEY	9:32.30	
	Bayi, Filbert	TAN	DNF	

TEMPERATURE 27C 80F

**Men/3000M Steeplechase
Semi-Final Heat 1 / Aug. 08****Hommes/3000m steeplechase
Demi-finale serie 1 / 08 Aout**

The first 5 and 2 next fastest overall qualify for the final
Les 5 premiers et les 2 meilleurs temps se qualifient pour la finale

RANK RANG	NAME	CTRY	RESULT RESULTAT	INTERMEDIATE LEADERS PREMIERS DES INTERMEDIARES
1	Ramon, Domingo	ESP	8:19.08 Q	1000 2:49.47 Boffi
2	Debacker, Pascal	FRA	8:20.34 Q	Debacker
3	Ekblom, Tommy	FIN	8:20.54 Q	Duhaime
4	Marsh, Henry	USA	8:20.57 Q	2000 5:40.24 Debacker
5	Hackney, Roger	GBR	8:20.77 Q	O'Brien
6	Kariuki, Julius	KEN	8:21.07 Q	Hackney
7	Van Djick, William	BEL	8:23.08	
8	Davies-Hale, Paul	GBR	8:26.15	
9	Duhaime, Greg	CAN	8:26.32	
10	Boffi, Franco	ITA	8:30.82	
11	O'Brien, Liam	IRL	8:34.90	
12	Philippou, Filippou	CYP	8:39.47	

TEMPERATURE 22C 70F

**Men/3000M Steeplechase
Semi-Final Heat 2 / Aug. 08****Hommes/3000m steeplechase
Demi-finale serie 2 / 08 Aout**

RANK RANG	NAME	CTRY	RESULT RESULTAT	INTERMEDIATE LEADERS PREMIERS DES INTERMEDIARES
1	Korir, Julius	KEN	8:17.40 Q	1000 2:48.11 Renner
2	Renner, Peter	NZL	8:18.12 Q	Reitz
3	Diemer, Brian	USA	8:18.36 Q	Korir
4	Reitz, Colin	GBR	8:18.62 Q	2000 5:34.29 Renner
4	Mahmoud, Joseph	FRA	8:18.62 Q	Reitz
6	Baccouche, Fethi	TUN	8:18.70 Q	Korir
7	Daenens, Peter	BEL	8:21.77	
8	Ulloa, Emilio	CHI	8:28.99	
9	Panetta, Francesco	ITA	8:31.24	
10	Koeleman, Hans	HOL	8:32.29	
11	Gregorek, John	USA	8:38.19	
12	Rios, Carmelo	PUR	8:44.70	

TEMPERATURE 22C 69F

**Men/3000 Steeplechase
Final / Aug. 10****Hommes/3000m steeplechase
Finale / 10 Aout**

RANK RANG	NAME	CTRY	RESULT RESULTAT	INTERMEDIATE LEADERS PREMIERS DES INTERMEDIARES
1	Korir, Julius	KEN	8:11.80	1000 2:47.40 Renner
2	Mahmoud, Joseph	FRA	8:13.31	Hackney
3	Diemer, Brian	USA	8:14.06	Korir
4	Marsh, Henry	USA	8:14.25	2000 5:32.51 Renner
5	Reitz, Colin	GBR	8:15.48	Korir
6	Ramon, Domingo	ESP	8:17.27	Diemer
7	Kariuki, Julius	KEN	8:17.47	
8	Debacker, Pascal	FRA	8:21.51	
9	Ekblom, Tommy	FIN	8:23.95	
10	Hackney, Roger	GBR	8:27.10	
11	Renner, Peter	NZL	8:29.81	
12	Baccouche, Fethi	TUN	8:43.40	

TEMPERATURE 22C 72F

Race-in-Review: Peter Renner (NZL) was the pacesetter over the first 2000 meters with Julius Korir (KEN), Brian Diemer (USA) and Julius Kariuki (KEN) close behind. Korir assumed leadership with 400 meters to go as Henry Marsh (USA) made a big surge into second place. Korir moved strongly a way from Marsh at the beginning of the final curve to score his big victory. Joseph Mahmoud (FRA) passed Marsh in midstretch and Diemer caught his teammate at the finish line for the bronze.
Compte rendu: Peter Renner (NZL) prenait et conservait le commandement pendant les 2.000 premiers mètres et devant Julius Korir (KEN), Brian Diemer (USA) et Julius Kariuki (KEN) tous trois très près derrière lui. Korir prenait la tête alors qu'il y avait encore 400m à courir, tandis que Henry Marsh (USA) produisait un gros effort qu'il propulsait à la seconde place. Korir se détachait alors irrésistiblement de Marsh au début du dernier virage pour remporter sa 1^{ère} grande victoire. Joseph Mahmoud (FRA) dépassait Marsh au milieu de la dernière ligne droite et Diemer passait son coéquipier sur le fil pour remporter la médaille de bronze.

**Men/5000M
Round 1 Heat 1 / Aug. 08****Hommes/5000m
Tourlimiteurs 1-1/08 Aout**

The first 6 and 6 next fastest overall qualify for the semi-final
Les 6 premiers et les 6 meilleurs temps se qualifient pour la demi-finale

RANK RANG	NAME	CTRY	RESULT RESULTAT	INTERMEDIATE LEADERS PREMIERS DES INTERMEDIARES
1	Canario, Ezequiel	POR	13:43.28 Q	1000 2:44.21 Canario
2	Vainio, Martti	FIN	13:45.16 Q	Garcia
3	Hutchings, Tim	GBR	13:46.01 Q	Rousseau
4	Flynn, Ray	IRL	13:46.84 Q	2000 5:28.47 Canario
5	Waigwa, Wilson	KEN	13:48.84 Q	Vainio
6	Padilla, Doug	USA	13:52.56 Q	Rousseau
7	Rousseau, Vincent	BEL	13:57.96	3000 8:15.33 Canario
8	Silva, Jose Joao	BRA	14:03.44	Vainio
9	Garcia, Jorge	ESP	14:12.15	Waigwa
10	Rutginga, Mohamedi	TAN	14:27.78	4000 11:01.34 Vainio
11	Gomez, Julio Cesar	ARG	14:28.48	Canario
12	Mambosasa, George	MAW	14:48.08	Waigwa
13	Kilani, Basil	JOR	15:20.58	4600 12:39.48 Vainio
14	Twegbe, Nimley	LBR	17:36.69	Canario
	Hufane, Ali	SOM	DNF	Hutchings

TEMPERATURE 28C 85F

Athletics

Men/5000M				Hommes/5000m			
Round 1 Heat 2 / Aug. 08				Tour éliminatoire 1 serie 2 / 08 Aout			
RANK	NAME	CTRY	RESULT	INTERMEDIATE	LEADERS		
RANG			RESULTAT	PREMIERS	DES	INTERMEDIARES	
1	Erixon, Mats	SWE	13:44.45 Q	1000	2:47.47	Ayaz	
2	Walker, John	NZL	13:44.75 Q			Herle	
3	Clary, Don	USA	13:44.97 Q			Verbeeck	
4	Aouita, Said	MAR	13:45.66 Q	2000	5:36.59	Gouda	
5	Verbeeck, Bob	BEL	13:46.27 Q			Herle	
6	Herle, Christoph	FRG	13:46.35 Q			Verbeeck	
7	Williams, Paul	CAN	13:47.56 Q	3000	8:26.54	Gouda	
8	Jaspers, Stijn	HOL	13:58.51			Herle	
9	Gouda, Muss	SUD	13:59.41			Verbeeck	
10	Selvaggio, Piero	ITA	14:04.74	4000	11:13.07	Williams	
11	Ayaz, Necdet	TUR	14:36.89			Jaspers	
12	Muslar, Eugene	BIZ	15:05.78			Clary	
13	Tokwepota, Tau	NGU	15:24.68	4600	12:46.38	Williams	
14	Cornielle, Ruddy	DOM	17:16.77			Clary	
	Baccouche, Fethi	TUN	DNF			Aouita	

TEMPERATURE 28C 85F

Men/5000M				Hommes/5000m			
Round 1 Heat 3 / Aug. 08				Tour éliminatoire 1 serie 3 / 08 Aout			
RANK	NAME	CTRY	RESULT	INTERMEDIATE	LEADERS		
RANG			RESULTAT	PREMIERS	DES	INTERMEDIARES	
1	Cheruiyot, Charles	KEN	13:45.99 Q	1000	2:52.99	Swai	
2	Martin, Eamonn	GBR	13:46.16 Q			Gamliel	
2	Lacy, Steve	USA	13:46.16 Q			Antibo	
2	Ryffel, Markus	SUI	13:46.16 Q	2000	5:40.95	Swai	
5	Campos, Joao	POR	13:46.27 Q			Gimliel	
6	Antibo, Salvatore	ITA	13:46.32 Q			Cheruiyot	
7	Ncube, Zephaniah	ZIM	13:46.33 Q	3000	8:29.31	Swai	
8	Moenkemeyer, Uwe	FRG	13:48.66 Q			Gamliel	
9	Alcala, Gerardo	MEX	13:50.60 Q			Cheruiyot	
10	Gamliel, Arye	ISR	14:02.98	4000	11:12.72	Cheruiyot	
11	Swai, Alphonse	TAN	14:22.20			Antibo	
12	Tipan, Luis	ECU	14:52.43			Ryffel	
13	Lopez, Ramon	PAR	15:16.64	4600	12:49.57	Cheruiyot	
	Duhaime, Greg	CAN	DNF			Ryffel	
						Antibo	

TEMPERATURE 28C 85F

Men/5000M				Hommes/5000m			
Round 1 Heat 4 / Aug. 08				Tour éliminatoire 1 serie 4 / 08 Aout			
RANK	NAME	CTRY	RESULT	INTERMEDIATE	LEADERS		
RANG			RESULTAT	PREMIERS	DES	INTERMEDIARES	
1	Leitao, Antonio	POR	13:51.33 Q	1000	2:49.75	Barie	
2	Moorcroft, David	GBR	13:51.40 Q			Aguilar	
3	Castro, Eduardo	MEX	13:51.46 Q			Leitao	
4	Loikkanen, Antti	FIN	13:51.47 Q	2000	5:40.17	Barie	
5	Bounour, Abdelrazzak	ALG	13:51.52 Q			Aguilar	
6	Aguilar, Omar	CHI	13:51.53 Q			Leitao	
7	Kipkoech, Paul	KEN	13:51.54 Q	3000	8:28.24	Barie	
8	Barie, Zakariah	TAN	13:53.00 Q			Aguilar	
9	Selvaggio, Antonio	ITA	13:55.73			Leitao	
10	Soler, Roger	PER	14:28.26	4000	11:17.13	Barie	
11	Mora, Orlando	CRC	14:33.49			Aguilar	
12	Situ, Kumbanza	ZAI	15:02.52			Kipkoech	
13	Algadi, Ali Saleh	YAR	16:06.58	4600	12:53.16	Barie	
	Prieto, Antonio	ESP	DNF			Leitao	
						Kipkoech	

TEMPERATURE 28C 85F

Men/5000M				Hommes/5000m			
Semi-Final Heat 1 / Aug. 09				Demi-finale serie 1 / 09 Aout			
RANK	NAME	CTRY	RESULT	INTERMEDIATE	LEADERS		
RANG			RESULTAT	PREMIERS	DES	INTERMEDIARES	
1	Waigwa, Wilson	KEN	13:38.59 Q	1000	2:51.36	Ncube	
2	Leitao, Antonio	POR	13:39.76 Q			Flynn	
3	Ryffel, Markus	SUI	13:40.08 Q			Barie	
4	Flynn, Ray	IRL	13:40.74 Q	2000	5:41.77	Ncube	
5	Martin, Eamonn	GBR	13:41.70 Q			Flynn	
6	Padilla, Doug	USA	13:41.73 Q			Barie	
7	Barie, Zakariah	TAN	13:43.49	3000	8:26.10	Ncube	
8	Alcala, Gerardo	MEX	13:45.98			Leitao	
9	Williams, Paul	CAN	13:46.34			Barie	
10	Lacy, Steve	USA	13:46.65	4000	11:07.66	Leitao	
11	Aguilar, Omar	CHI	13:51.13			Barie	
12	Ncube, Zephaniah	ZIM	13:53.25			Padilla	
13	Bounour, Abdelrazzak	ALG	13:57.43	4600	12:40.02	Ryffel	
14	Loikkanen, Antti	FIN	13:58.74			Leitao	
	Moenkemeyer, Uwe	FRG	DNF			Flynn	

TEMPERATURE 25C 76F

Athlétisme

Men/5000M				Hommes/5000m			
Semi-Final Heat 2 / Aug. 09				Demi-finale serie 2 / 09 Aout			
RANK	NAME	CTRY	RESULT	INTERMEDIATE	LEADERS		
RANG			RESULTAT	PREMIERS	DES	INTERMEDIARES	
1	Aouita, Said	MAR	13:28.39 Q	1000	2:48.83	Canario	
2	Moorcroft, David	GBR	13:28.44 Q			Verbeeck	
3	Walker, John	NZL	13:28.48 Q			Aouita	
4	Cheruiyot, Charles	KEN	13:28.56 Q	2000	5:30.54	Canario	
5	Hutchings, Tim	GBR	13:28.60 Q			Hutchings	
6	Kipkoech, Paul	KEN	13:29.08 Q			Aouita	
7	Erixon, Mats	SWE	13:29.72 Q	3000	8:12.73	Kipkoech	
8	Vainio, Martti	FIN	13:30.48 Q			Aouita	
9	Canario, Ezequiel	POR	13:32.64 Q			Canario	
10	Campos, Joao	Pm	13:34.46	4000	10:57.81	Cheruiyot	
11	Castro, Eduardo	MEX	13:42.04			Aouita	
12	Clary, Don	USA	13:46.02			Canario	
13	Verbeeck, Bob	BEL	13:46.03	4600	12:31.53	Aouita	
14	Antibo, Salvatore	ITA	13:47.53			Moorcroft	
	Herle, Christoph	FRG	DNF			Hutchings	

TEMPERATURE 22C 72F

Men/5000M				Hommes/5000m			
Final / Aug. 11				Finale / 11 Aout			
RANK	NAME	CTRY	RESULT	INTERMEDIATE	LEADERS		
RANG			RESULTAT	PREMIERS	DES	INTERMEDIARES	
1	Aouita, Said	MAR	13:05.59	1000	2:37.22	Canario	
2	Ryffel, Markus	SUI	13:07.54			Leitao	
3	Leitao, Antonio	POR	13:09.20			Aouita	
4	Hutchings, Tim	GBR	13:11.50	2000	5:17.77	Leitao	
5	Kipkoech, Paul	KEN	13:14.40			Aouita	
6	Cheruiyot, Charles	KEN	13:18.41			Canario	
7	Padilla, Doug	USA	13:23.56	3000	7:59.24	Leitao	
8	Walker, John	NZL	13:24.46			Aouita	
9	Canario, Ezequiel	POR	13:26.50			Cheruiyot	
10	Waigwa, Wilson	KEN	13:27.34	4000	10:38.76	Leitao	
11	Flynn, Ray	IRL	13:34.50			Aouita	
12	Erixon, Mats	SWE	13:41.64			Hutchings	
13	Martin, Eamonn	GBR	13:53.34	4600	12:10.40	Leitao	
14	Moorcroft, David	GBR	14:16.61			Aouita	
	Vainio, Martti	FIN	DNF			Ryffel	

TEMPERATURE 24C 75F

Race-in-Review: Antonio Leitao (POR) set the pace for much of the race and still led Said Aouita (MAR) and Tim Hutchings (GBR) on the final backstretch. With 250 meters to go, Aouita made a powerful move into first place followed closely by Markus Ryffel (SUI). Aouita finished ten meters ahead of Ryffel and Leitao had enough left to hold off Hutchings for the bronze medal.

Compte rendu: Antonio Leitao (POR) imposait le rythme pendant la plus grande partie de la course et menait encore devant Said Aouita (MAR) et Tim Hutchings (GBR) dans l'avant-dernière ligne droite. Avec 250m de course à courir, Aouita produisait un puissant effort qui le faisait passer en 1 ère position devant Markus Ryffel (SUI). Aouita terminait avec 10m d'avance sur Ryffel et Leitao parvenait à maintenir son avance devant Hutchings pour remporter la médaille de bronze.

Men/10,000M				Hommes/10,000m			
Round 1 Heat 1 / Aug. 03				Tour éliminatoire 1 serie 1 / 03 Aout			
RANK	NAME	CTRY	RESULT	INTERMEDIATE	LEADERS		
RANG			RESULTAT	PREMIERS	DES	INTERMEDIARES	
1	Mamede,Fernando	POR	28:21.87 Q	2000	5:41.16	Silva	
2	Antibo, Salvatore	ITA	28:22.57 Q			Mamede	
3	Musyoki, Mike	KEN	28:24.24 Q			Musyoki	
4	Shintaku, Masanari	JPN	28:24.30 Q	4000	11:26.90	Silva	
5	McLeod, Michael	GBR	28:24.92 Q			Musyoki	
6	Gomez, Jose	MEX	28:28.50			Mamede	
7	Aguilar, Omar	CHI	28:29.06	5000	14:21.12	Musyoki	
8	Williams, Paul	CAN	28:36.15			Mamede	
9	Virgin, Craig	USA	28:37.58			Virgin	
10	Silva, Jose Joao	BRA	29:10.52	6000	17:16.19	Silva	
11	Tipan, Luis	ECU	30:07.49			Aguilar	
12	Kivina, Ibrahim	TAN	30:29.50			Antibo	
13	Kilani, Basil	JOR	30:43.54	8000	22:58.78	Virgin	
	Lopez, Ramon	PAR	DNF			Mamede	
	Cornielle, Ruddy	DOM	DNF			Musyoki	
				9600	27:21.94	Mamede	
						Antibo	
						McLeod	

TEMPERATURE 25C 77F

Men/10,000M				Hommes/10,000m			
Round 1 Heat 2 / Aug. 03				Tour éliminatoire 1 serie 2 / 03 Aout			
RANK	NAME	CTRY	RESULT	INTERMEDIATE	LEADERS		
RANG			RESULTAT	PREMIERS	DES	INTERMEDIARES	
1	Cova, Alberto	ITA	28:26.10 Q	2000	5:51.95	Herle	
2	Ncube, Zephaniah	ZIM	28:28.53 Q			Tokwepota	
3	Nzau, Joseph	KEN	28:28.71 Q			Shahanga	
4	Herle, Christoph	FRG	28:30.28 Q	4000	11:40.39	Nzau	
5	Rose, Nick	GBR	28:31.13 Q			Cova	
6	Shahanga, Gidamis	TAN	28:42.92			Herle	
7	Prieto, Antonio	ESP	28:57.78	5000	14:29.03	Nzau	
8	Pitayo, Martin	MEX	28:59.19			Cova	
9	Cummings, Paul	USA	29:09.82			Herle	
10	Gamliel, Arye	ISR	29:31.32	6000	17:20.52	Nzau	
11	Kulmiye, Muhiddin Mohamed	SOM	29:37.93			Cova	
12	Kambale, Matthews	MAW	30:47.73			Herle	
13	Mora, Orlando	CRC	30:49.43	8000	22:55.76	Rose	
14	Tokwepota, Tau	NGU	31:29.14			Cova	
	Algadi, Ali Saleh	VAR	DNF			Harle	
				9600	27:24.21	Cova	
						Herle	
						Rose	

TEMPERATURE 23F 74F



Men/10,000M
Round 1 Heat 3 / Aug. 03

Hommes/10,000m
Tour éliminatoire 1 série 3 / 03 Aout

RANK RANG	NAME	CTRY	RESULT RESULTAT	INTERMEDIATE PREMIERS DES	LEADERS INTERMEDIARES
1	Bitok, Sosthenes	KEN	28:12.17 Q	2000 5:41.72	Gouda
2	Kanai, Yutaka	JPN	28:14.67 Q		Porter
3	Bane, Zakariah	TAN	28:15.18 Q		Bitok
4	Jones, Steve	GBR	28:15.22 Q	4000 11:22.85	Gouda
5	Treacy, John	IRL	28:18.13 Q		Porter
6	Vainio, Martti	FIN	28:19.25 Q		Barie
7	Porter, Pat	USA	28:19.94 Q	5000 14:12.48	Gouda
8	Gouda, Musa	SUD	28:20.26 Q		Porter
9	Panetta, Francesco	ITA	29:00.78		Barie
10	Kassianidis, Marios	CYP	29:06.08	6000 17:01.98	Gouda
11	Tibaduiza, Domingo	COL	29:07.19		Porter
12	Gomez, Julio Cesar	ARG	29:58.06		Jones
13	Ntaole, France	LES	30:18.71	8000 22:41.89	Barie
14	Marie, Albert	SEY	32:04.11		Porter
	Ayaz, Necdet	TUR	DNF	9600 27:15.40	Jones Barie Treacy

TEMPERATURE 22C 72F

Men/10,000M
Final/Aug. 06

Hommes/10,000m
Final/06 Aout

RANK RANG	NAME	CTRY	RESULT RESULTAT	INTERMEDIATE PREMIERS DES	LEADERS INTERMEDIARES
1	Cova, Alberto	ITA	27:47.54	2000 5:47.61	Gouda
2	McLeod, Michael	GBR	28:06.22		Treacy
3	Musyoki, Mike	KEN	28:06.46		Barie
4	Antibo, Salvatore	ITA	28:06.50	4000 11:32.54	Gouda
5	Herle, Christoph	FRG	28:08.21		Treacy
6	Bitok, Sosthenes	KEN	28:09.01		Barie
7	Kanai, Yutaka	JPN	28:27.06	5000 14:19.84	Treacy
8	Jones, Steve	GBR	28:28.08		Porter
9	Treacy, John	IRL	28:28.68		Jones
10	Gouda, Musa	SUD	28:29.43	6000 17:00.30	Vainio
11	Ncube, Zephaniah	ZIM	28:31.61		Cova
12	Rose, Nick	GBR	28:31.73		Rose
13	Barie, Zakariah	TAN	28:32.28	8000 22:24.95	Vainio
14	Nzau, Joseph	KEN	28:32.57		Cova
15	Porter, Pat	USA	28:34.59		Musyoki
16	Shintaku, Masanari	JPN	28:55.54	9600 26:48.62	Vainio
	Mamede, Fernando	POR	DNF		Cova
	Vainio, Martti	FIN	DQ		McLeod

TEMPERATURE 26C 79F

Note: Vainio finished second in 27:51.10 but was subsequently disqualified as his doping tests proved positive. Vainio termina en deuxième position en 27'51"10 avant d'être disqualifié en raison d'un résultat positif des tests de contrôle de dopage.

Race-in-Review: Martti Vainio (FIN) set the pace from the 5000-meter mark, taking over from early leaders Nick Rose (GBR) and Musa Gouda (SUD). Vainio and Alberto Cova (ITA) were at the front by themselves for the final half of the event. With less than 200 meters to go, Cova unleashed a furious kick which brought him a 3.5 second victory over Vainio. Mike McLeod (GBR) and Mike Musyoki (KEN) staged a stirring battle down the stretch for third place with McLeod a victor by .24 seconds. Vainio was subsequently disqualified for having a positive drug test and McLeod and Musyoki were moved up to second and third places, respectively. Compte rendu: Martti Vainio (FIN) imposait le rythme à partir de 5000 m, remplaçant Nick Rose (GBR) et Musa Gouda (SUD) qui avaient mené jusque-là. Vainio et Alberto Cova (ITA) étaient seuls en tête durant toute la 2e partie de l'épreuve. Avec moins de 200m à courir, Cova se détachait irrésistiblement pour gagner avec 3,5 secondes d'avance sur Vainio. Mike McLeod (GBR) et Mike Musyoki (KEN) se livraient une violente bataille depuis l'avant-dernière ligne droite pour la 3e place que McLeod remportait avec 24/100e de seconde d'avance. Parla suite, Vainio était disqualifié à cause d'un test de contrôle de dopage positif et McLeod et Musyoki avançaient respectivement aux seconde et 3e places.

Men/Marathon
Final/Aug. 12

Hommes/marathon
Finale/12 Aout

RANK RANG	CTRY	NAME	5 KM 25 KM	10 KM 30 KM	15 KM 35 KM	20 KM 40 KM	RESULT RESULTAT
1	POR	Lopes, Carlos	15:36 1:17:13	32:00 1:33:02	46:02 1:48:23	1:01:26 2:06:20	2:09:21
2	IRL	Treacy John	15:42 1:17:12	31:20 1:33:03	46:06 1:48:23	1:01:27 2:06:25	2:09:56
3	GBR	Spedding, Charles	15:37 1:17:12	31:19 1:33:02	46:04 1:48:23	1:01:27 2:06:25	2:09:58
4	JPN	So, Takeshi	15:40 1:17:13	31:24 1:33:03	46:05 1:48:23	1:01:20 2:06:30	2:10:55
5	AUS	De Castella, Robert	15:36 1:17:13	31:19 1:33:03	46:02 1:48:28	1:01:28 2:06:31	2:11:09
6	TAN	Ikangaa, Juma	15:35 1:17:12	31:15 1:33:02	46:00 1:48:23	1:01:35 2:06:30	2:11:10
7	KEN	Nzau, Joseph	15:35 1:17:12	31:14 1:33:02	46:01 1:48:23	1:01:26 2:06:30	2:11:28
8	DJI	Robleh, Djama	15:38 1:17:13	31:20 1:33:04	46:02 1:48:47	1:01:28 2:06:51	2:11:39
9	IRL	Kieman, Jerry	15:46 1:17:42	31:24 1:33:03	46:34 1:43:45	1:02:21 2:06:48	2:12:20
10	NZL	Dixon, Rodney	15:35 1:17:14	31:20 1:33:05	46:10 1:44:11	1:01:50 2:07:29	2:12:57
11	USA	Pfztinger, Peter	15:45 1:18:41	31:24 1:34:40	46:50 1:45:47	1:02:43 2:07:08	2:13:53
12	GBR	Jones, Hugh	15:43 1:17:45	31:21 1:33:30	46:17 1:45:15	1:01:58 2:07:08	2:13:57
13	PUR	Gonzalez, Jorge	15:48 1:18:28	31:26 1:34:20	46:49 1:45:31	1:02:32 2:06:47	2:14:00
14	JPN	Seko, Toshihiko	15:43 1:17:14	31:20 1:33:04	46:13 1:48:23	1:01:28 2:06:38	2:14:13
15	USA	Salazar, Alberto	15:41 1:17:41	31:21 1:33:32	46:15 1:50:14	1:02:28 2:07:08	2:14:19
16	TUR	Terzi, Mehmet	15:44 1:18:40	31:38 1:35:03	46:48 1:51:16	1:02:43 2:07:21	2:14:20
17	JPN	So, Shigeru	15:44 1:17:16	31:20 1:33:04	46:30 1:49:25	1:01:28 2:06:57	2:14:38

RANK RANG	CTRY	NAME	5 KM 25 KM	10 KM 30 KM	15 KM 35 KM	20 KM 40 KM	RESULT RESULTAT
18	FRG	Salzmann, Ralf	15:36 1:17:18	31:10 1:33:34	46:03 1:50:43	1:01:27 2:07:54	2:15:29
19	DEN	Joergensen, Henrik	15:48 1:18:29	31:41 1:35:22	46:39 1:51:58	1:02:28 2:08:45	2:15:55
20	DJI	Ahmed, Salah	15:37 1:17:13	31:19 1:33:03	46:00 1:48:49	1:01:27 2:07:14	2:15:59
21	TAN	Masong, Agapius	15:43 1:17:34	31:21 1:33:28	46:07 1:50:14	1:01:51 2:08:10	2:16:25
22	TAN	Shahanga, Gidamis	15:36 1:17:18	31:21 1:33:28	46:00 1:50:24	1:01:26 2:08:12	2:16:27
23	BRA	Schleder, Eloi	15:53 1:18:32	31:39 1:34:52	46:38 1:51:51	1:02:33 2:09:05	2:16:35
24	BEL	Lismont, Karel	15:38 1:18:48	31:25 1:35:42	46:15 1:52:46	1:02:21 2:09:44	2:17:07
25	DEN	Zachariassen, Allan	15:58 1:19:42	31:44 1:36:23	47:09 1:53:01	1:03:18 2:09:55	2:17:10
26	GRE	Koussis, Michael	15:37 1:18:46	31:12 1:35:46	46:05 1:52:35	1:02:00 2:09:57	2:17:38
27	FIN	Tiainen, Pertti	15:41 1:17:49	31:21 1:34:48	46:14 1:52:30	1:01:52 2:10:21	2:17:43
28	FRA	Lazare, Alain	15:51 1:19:30	32:03 1:35:59	47:12 1:53:01	1:03:08 2:10:21	2:17:52
29	UGA	Ruguga, Vincent	15:45 1:18:51	31:35 1:35:33	46:27 1:52:49	1:02:22 2:10:35	2:17:54
30	BEL	Parmentier, Armand	15:38 1:17:42	31:19 1:34:15	46:04 1:51:43	1:01:41 2:10:04	2:18:10
31	PUR	Mercado, Cesar	15:49 1:20:48	31:46 1:37:52	47:32 1:54:48	1:03:52 2:11:48	2:19:09
32	DJI	Abdillahi, Charmarke	15:39 1:18:29	31:20 1:34:50	46:13 1:53:21	1:01:54 2:11:31	2:19:11
33	NOR	Dahl, Oyvind	15:43 1:18:58	31:25 1:35:52	46:40 1:53:16	1:02:36 2:11:26	2:19:28
34	NZL	Froude, Derek	15:46 1:19:25	31:37 1:35:59	46:54 1:53:54	1:03:04 2:12:15	2:19:44
35	ITA	D'Aléo, Giovanni	15:42 1:18:40	31:22 1:35:18	46:35 1:52:55	1:02:28 2:11:50	2:20:12
36	MEX	Herrera, Jesus	15:41 1:18:03	31:21 1:34:50	46:15 1:53:07	1:01:52 2:12:13	2:20:33
37	KOR	Lee, Hong-Yul	15:56 1:20:36	32:06 1:37:12	47:46 1:54:24	1:03:59 2:12:35	2:20:56
38	BOL	Camacho, Juan	16:26 1:22:11	33:08 1:38:55	49:01 1:55:56	1:05:27 2:13:24	2:21:04
39	HOL	Vriend, Cor	16:05 1:21:39	32:16 1:38:48	48:01 1:56:05	1:04:45 2:13:42	2:21:07
40	LES	Ntaole, France	15:50 1:21:09	32:05 1:38:21	47:35 1:55:28	1:04:00 2:13:14	2:21:09
41	BEL	Geimaert, Johan	15:36 1:18:45	31:15 1:36:54	46:30 1:54:48	1:02:32 2:13:04	2:22:00
42	FRA	Boxberger, Jacky	15:47 1:19:46	31:39 1:37:30	46:46 1:55:32	1:03:06 2:14:18	2:22:38
43	ITA	Marchei, Marco	15:44 1:18:35	31:22 1:35:10	46:36 1:52:33	1:02:28 2:13:03	2:22:43
44	CAN	Boileau, Art	15:46 1:20:14	31:43 1:37:13	47:06 1:54:33	1:03:28 2:13:44	2:22:45
45	SWZ	Hlawe, Samuel	16:00 1:21:33	32:19 1:39:39	47:52 1:57:22	1:02:33 2:15:10	2:22:51
46	NEP	Manandhar, Baikuntha	16:14 1:22:35	34:52 1:39:52	49:01 1:57:18	1:05:41 2:15:09	2:22:51
47	SOM	Ismail, Ahmed Mohamed	15:36 1:18:39	31:09 1:36:37	46:00 1:57:01	1:02:21 2:15:55	2:23:27
48	KOR	Chae, Hong-Nak	16:06 1:22:16	32:39 1:39:33	48:49 1:57:16	1:05:30 2:15:22	2:23:33
49	KEN	Maisiba Gtieno, Joseph	15:37 1:19:44	31:23 1:37:19	46:33 1:55:56	1:02:43 2:15:31	2:24:19
50	SUI	Lafranchi, Bruno	15:47 1:21:57	32:04 1:39:38	47:30 1:59:36	1:04:12 2:17:23	2:24:38
51	IRL	Hooper, Dick	16:15 1:23:00	32:56 1:40:38	49:01 1:58:19	1:05:51 2:16:34	2:24:41
52	JAM	Adamson, Derrick	15:49 1:20:47	32:04 1:37:55	47:13 1:55:51	1:03:53 2:15:51	2:25:02
53	PUR	Caban, Claudio	16:33 1:24:30	33:42 1:42:02	49:58 2:00:30	1:06:59 2:19:12	2:27:16
54	LUX	Agosta, Marc	16:10 1:22:37	32:39 1:40:44	48:28 1:59:32	1:05:17 2:19:08	2:27:41
55	BOT	Theleso, Wilson	15:57 1:22:27	32:20 1:39:52	48:24 1:59:33	1:05:11 2:20:15	2:29:20
56	CHI	Silva, Alejandro	15:53 1:20:35	32:05 1:37:40	47:46 1:58:35	1:03:59 2:20:56	2:29:53
57	TPE	Chen, Chang-Ming	16:18 1:24:11	33:09 1:42:02	49:31 2:00:13	1:06:34 2:20:44	2:29:57
58	KOR	Kim, Won-Sick	16:07 1:23:36	33:03 1:42:04	48:54 2:02:30	1:05:54 2:22:42	2:30:57
59	ARG	Aguiar, Ruben	16:11 1:22:55	33:06 1:41:13	48:53 2:01:41	1:01:27 2:22:53	2:31:18
60	ISR	Shermtov, Sabag	16:06 1:22:04	32:27 1:39:44	48:47 1:58:22	1:05:00 2:21:01	2:31:34
61	LES	Rakabaele, Vincent	15:59 1:28:33	32:05 1:47:06	47:29 2:05:25	1:08:51 2:24:21	2:32:15
62	CYP	Kassianidis, Marios	16:05 1:21:19	32:32 1:41:03	48:01 2:02:50	1:04:33 2:24:11	2:32:51
63	NEP	Pandit, Arjun	17:02 1:27:26	34:38 1:46:04	50:34 2:05:06	1:09:19 2:24:41	2:32:53
64	JOR	Mahmoud, Ismaiel	17:04 1:27:55	34:52 1:46:43	50:34 2:05:46	1:09:30 2:25:29	2:33:30
65	CAN	Bordeleau, Alain	16:11 1:22:57	32:23 1:42:47	48:12 2:00:48	1:05:00 2:25:16	2:34:27
66	NGU	Tokwepota, Tau	17:03 1:29:02	35:22 1:47:49	52:40 2:07:01	1:10:50 2:27:15	2:36:36
67	ZIM	Nyambariro-Nhauro, Patric	15:38 1:20:04	31:40 1:38:02	46:24 2:01:00	1:02:41 2:24:42	2:37:18
68	KEN	Ngeny, Kimurgor	15:35 1:19:48	31:11 1:38:29	46:01 2:00:03	1:02:33 2:25:43	2:37:19</

RANK RANG	CTRY	NAME	5 KM 25 KM	10 KM 30 KM	15 KM 35 KM	20 KM 40 KM	RESULT RESULTAT
71	HON	Avila, Carlos	16:55	34:25	50:25	1:09:20	
			1:28:33	1:48:56	2:11:06	2:32:46	2:42:03
72	MAD	Randrianarivelo, Jules	16:06	32:17	48:10	1:05:21	
			1:23:39	1:44:06	2:10:53	2:32:58	2:43:05
73	SOM	Ahmed, Abdullahij	16:31	34:11	50:51	1:08:54	
			1:27:51	1:47:08	2:08:53	2:33:21	2:44:39
74	MAW	Mambosasa, George	16:19	33:11	49:59	1:08:27	
			1:26:12	1:47:32	2:09:28	2:35:58	2:46:14
75	ISV	Williams, Marlon	19:42	37:25	55:17	1:13:59	
			1:33:31	1:53:40	2:14:33	2:36:57	2:46:50
76	BOT	Mbangiwa, Johnson	16:02	33:17	49:57	1:08:23	
			1:28:13	1:50:20	2:12:32	2:36:55	2:48:12
77	PHI	Illut, Leonardo	16:22	33:23	50:21	1:10:09	
			1:30:09	1:53:47	2:16:17	2:39:30	2:49:39
78	HAI	Lamothe, Dieudonne	16:12	33:05	49:10	1:06:17	
			1:24:29	1:45:33	2:10:23	2:30:36	2:52:18
	CAN	Edge, David	15:38	31:19	46:07	1:02:14	
			1:19:12	1:37:10			DNF
	POR	Caetano, Cidalio	15:55	31:38	46:52	1:02:52	
			1:19:32	1:37:16			DNF
	ESP	De La Pane, Santiago	15:37	31:10	46:07	1:01:52	
			1:17:34				DNF
	SWE	Stahl, Kjell-Erik	15:42	32:01	47:04	1:03:47	
			1:20:57				DNF
	MEX	Gomez, Rodolfo	15:42	31:33	46:56	1:03:57	
			1:22:10	1:49:48			DNF
	HOL	Nijboer, Gerard	15:36	31:20	46:03	1:01:27	
			1:17:32				DNF
	GBR	Smith, Geoff	15:35	31:15	46:08	1:02:27	
							DNF
	NOR	Husby, Stig Roar	15:37	31:15	46:19	1:02:54	
							DNF
	AUT	Hartmann, Gerhard	16:06	32:20	48:04	1:04:40	
			1:21:58	1:39:23			DNF
	TUR	Altun, Ahmet	15:41	31:31	46:42	1:03:10	
			1:20:21				DNF
	COL	Tibaduiza, Domingo	15:45	31:19	46:33	1:02:27	
			1:18:35	1:35:01	1:52:30		DNF
	CRC	Lanzoni, Ronald	15:41	32:03	47:52	1:04:35	
			1:22:25	1:46:34			DNF
	POR	Moreira, Delfim	15:54	32:15	48:07	1:05:25	
							DNF
	MAW	Kambale, Matthews	15:42	31:53	47:46	1:04:11	
			1:21:45	1:40:05	2:01:57	2:25:36	DNF
	UGA	Achia, Wilson	15:59	32:06	47:31	1:03:58	
			1:20:49	1:38:40			DNF
	TUR	Yurdadon, Mehmet	15:34	31:09	46:04	1:01:33	
			1:17:23	1:33:49	1:53:09		DNF
	CHI	Aguilar, Omar					DNF
	HOL	Lambregts, Cor	15:35	31:19	46:07	1:02:22	
			1:19:39	1:40:04			DNF
	USA	Tuttle, John	15:41	31:11	46:51	1:03:00	
			1:19:61	1:38:32			DNF
	ZIM	Lazarus, Tommy	15:55	32:04	47:33	1:04:53	
			1:23:27	1:43:23			DNF
	MEX	Cruz, Miguel Angel	16:09	32:41	49:30	1:07:30	
							DNF
	BOT	Mattapeng, Bigboy	15:46	32:27	49:15	1:07:31	
			1:27:27	1:48:45			DNF
	LBR	Twegbe, Nimley					DNF
	ESP	Traspademe, Juan	15:44	31:12	46:45	1:03:07	
			1:20:25				DNF
	CYP	Philippou, Filippou					DNF
	SWE	Persson, Tommy	15:57	32:18	48:13	1:04:40	
			1:21:24	1:38:48	1:56:55		DNF
	ZAI	Situ, Kumbanza					DNF
	OMA	Alsameer, Awadh	17:18	34:58	52:07	1:09:58	
			1:32:15	1:59:31	2:28:43		DNF
	FIN	Vainio, Martti					DNS
	QAT	Althair, Alawi	16:51	35:12	53:05	1:12:05	
			1:31:28	1:50:35	2:09:06	2:29:09	DNF

Race-in-Review: A large pack at the front began to disintegrate at the 30 km mark as the medal possibilities diminished to Charlie Spedding (GBR) and seven others who were within two seconds of him. Carlos Lopes (POR) made a decisive surge at the 37 km mark, leaving Spedding and John Treacy (IRL) in his wake. Lopes margin at the finish was 35 seconds as Treacy outbattled Spedding by two seconds for the silver medal. Compte rendu: Un peloton d'avant-garde assez nombreux commençait de se désintégrer aux 30 km alors que les possibilités de médailles se concentraient sur Charlie Spedding (GBR) et sept autres coureurs qui le suivaient à 2 secondes. Carlos Lopes (POR) produisit un effort décisif aux 37 km laissant Spedding et John Treacy (IRL) dans son sillage. L'avance de Lopes à l'arrivée était de 35 secondes, alors que Treacy battait Spedding de 2 secondes pour la médaille d'argent.

Men/110M Hurdles

Round 1/Aug. 05

Hommes/110m haies

Tour éliminatoire 1 série 1/05 Aout

The first 4 qualify for semi-final

Les 4 premiers se qualifient pour la demi-finale

RANK RANG	LANE COUL	NAME	CTRY	RESULT RESULTAT
1	2	Bryggare, Arto	FIN	13.35 Q
2	3	Mckoy, Mark	CAN	13.58 Q
3	5	Fontecchio, Daniele	ITA	13.75 Q
4	6	Yu, Zhicheng	CHN	14.20 Q
5	4	Benhaddad, Mohamed-Ryad	ALG	14.44
6	7	Chaparro, Nicolas	PAR	15.51
	1	Holtom, Mark	GBR	DQ

WIND/VENT +2.0 M/SEC TEMPERATURE 29C 82F

Men/110M Hurdles

Round 1 Heat 2/Aug. 05

Hommes/110m haies

Tour éliminatoire série 2/05 Aout

RANK RANG	LANE COUL	NAME	CTRY	RESULT RESULTAT
1	5	Campbell, Anthony	USA	13.53 Q
2	4	Bala, Carlos	ESP	14.02 Q
3	3	Greaves, Wilbert	GBR	14.04 Q
4	1	Glass, Jeff	CAN	14.07 Q
5	6	Chevalier, Franck	FRA	14.32
6	2	Mekin, Hisham	EGY	14.67

WIND/VENT -0.5 M/SEC TEMPERATURE 29C 82F

Men/110M Hurdles

Round 1 Heat 3/Aug. 05

Hommes/110m haies

Tour éliminatoire 1 série 3/05 Aout

RANK RANG	LANE COUL	NAME	CTRY	RESULT RESULTAT
1	1	Kingdom, Roger	USA	13.53 Q
2	3	Moracho, Javier	ESP	14.05 Q
3	4	Walker, Nigel	GBR	14.07 Q
4	2	Li, Jieqiang	CHN	14.29 Q
5	6	Mubarak, Naji	KUW	14.56
6	5	Spence, Eric	CAN	14.93


WIND/VENT -0.5 M/SEC TEMPERATURE 29C 82F

Men/110M Hurdles

Round 1 Heat 4/Aug. 05

Hommes/110m haies

Tour éliminatoire 1 série 4/05 Aout

RANK RANG	LANE COUL	NAME	CTRY	RESULT RESULTAT
1	3	Foster, Gregory	USA	13.24 Q = 
2	6	Caristan, Stephane	FRA	13.45 Q
3	7	Wu, Chin-Jing	TPE	13.91 Q
4	4	Wright, Donald	AUS	14.00 Q
5	1	Castillo, Modesto	DOM	14.05
6	5	Ali, Helal	UAE	15.75
	2	Fong, William	SAN	DNF

WIND/VENT +1.7 M/SEC TEMPERATURE 29C 82F

Men/110M Hurdles


Semi-Final Heat 1/Aug. 05

Hommes/110m haies

Demi-finale série 1/05 Aout

The first 4 qualify for the final

Les 4 premiers se qualifient pour la finale

RANK RANG	LANE COUL	NAME	CTRY	RESULT RESULTAT
1	1	Kingdom, Roger	USA	13.24 Q = 
2	5	Campbell, Anthony	USA	13.56 Q
3	8	Caristan, Stephane	FRA	13.62 Q
4	7	Glass, Jeff	CAN	13.88 Q
5	6	Moracho, Javier	ESP	13.89
6	3	Wu, Chin-Jing	TPE	14.21
7	2	Yu, Zhicheng	CHN	14.26
	4	Walker, Nigel	GBR	DNF


WIND/VENT +0.7 M/SEC TEMPERATURE 28C 82F

Men/110M Hurdles

Semi-Final Heat 2/Aug. 05

Hommes/110m haies

Demi-finale série 2/05 Aout

RANK RANG	LANE COUL	NAME	CTRY	RESULT RESULTAT
1	4	Foster, Gregory	USA	13.24 Q = 
2	8	Mckoy, Mark	CAN	13.30 Q
3	5	Bryggare, Arto	FIN	13.52 Q
4	1	Sala, Carlos	ESP	13.85 Q
5	6	Greaves, Wilbert	GBR	13.86
6	2	Fontecchio, Daniele	ITA	13.86
7	3	Wright, Donald	AUS	13.93
8	7	Li, Jieqiang	CHN	14.15

WIND/VENT -1.1 M/SEC TEMPERATURE 28C 82F

**Men/110m Hurdles**
Final/Aug. 06**Hommes/110m haies**
Finale/06 Aout

RANK	LANE	NAME	CTRY	RESULT
RANG	COUL			RESULTAT
1	8	Kingdom, Roger	USA	13.20 Q
2	1	Foster, Gregory	USA	13.23
3	2	Bryggare, Arto	FIN	13.40
4	3	Mckoy, Mark	CAN	13.45
5	7	Campbell, Anthony	USA	13.55
6	6	Caristan, Stephane	FRA	13.71
7	4	Sala, Carlos	ESP	13.80
8	5	Glass, Jeff	CAN	14.15

WIND/VENT -0.4 M/SEC TEMPERATURE 28C 82F

Race-in-Review: Mark McKoy (CAN) and Arto Bryggare (FIN) led the field out of the blocks as Greg Foster (USA) appeared to hesitate. Foster soon assumed the lead as McKoy hit the initial hurdle. Foster and Bryggare continued to lead at midrace but Roger Kingdom (USA) began to edge up on the leaders. Kingdom and Foster came off the final hurdle together and Kingdom won on the run-in. Bryggare faded in the final half of the race, but still had no difficulty holding off McKoy for third place.

Compte rendu: Mark McKoy (CAN) et Arto Bryggare (FIN) menaient à la sortie des blocs de dépan alors que Greg Foster (USA) semblait hésiter. Foster prenait rapidement la tête, tandis que McKoy heurtait la 1^{ère} haie. A mi-course, Foster et Bryggare étaient toujours en tête mais Roger Kingdom (USA) commençait à rattraper les leaders. Kingdom et Foster passaient la dernière haie ensemble et Kingdom se détachait sur le terrain plat. Bryggare perdait du terrain au cours de la 2^e moitié de la course mais n'avait cependant pas de problème à conserver sa 3^e place devant McKoy.

Men/400m Hurdles
Round 1 Heat 1/Aug. 03**Hommes/400m haies**
Tour elimatoire 1 serie 1/03 Aout

RANK	LANE	NAME	CTRY	RESULT
RANG	COUL			RESULTAT
1	5	Moses, Edwin	USA	49.33 Q
2	4	Ferreira, Antonio	BRA	49.85 Q
3	3	Zimmerman, Michel	BEL	49.90 Q
4	6	Futterknecht, Thomas	AUT	50.25
5	2	Nyberg, Thomas	SWE	50.47
6	7	Brunel, Gerard	FRA	50.99
7	1	Ghanem, Ahmed	EGY	51.08
8	8	Beattie, Phil	GBR	51.27

TEMPERATURE 26C 79F

Men/400m Hurdles
Round 1 Heat 2/Aug. 03**Hommes/400m haies**
Tour elimatoire 1 serie 2/03 Aout

RANK	LANE	NAME	CTRY	RESULT
RANG	COUL			RESULTAT
1	5	Schmid, Harald	FRG	49.34 Q
2	2	Smith, Karl	JAM	49.66 Q
3	4	Meier, Franz	SUI	49.81 Q
4	3	Tommelein, Rik	BEL	50.05 Q
5	6	Omor, Shigenori	JPN	50.14
6	7	Vamvakas, George	GRE	50.39
7	8	Zea, Oswaldo	VEN	51.44

TEMPERATURE 26C 79F

Men/400m Hurdles
Round 1 Heat 3/Aug. 03**Hommes/400m haies**
Tour elimatoire 1 serie 3/03 Aout

RANK	LANE	NAME	CTRY	RESULT
RANG	COUL			RESULTAT
1	3	Nylander, Sven	SWE	49.88 Q
2	6	Yoshida, Ryoichi	JPN	50.24 Q
3	5	Meledje Djedjemel, Rene	CIV	50.27
4	8	Rwamuhanda, Peter	UGA	50.55
5	2	Jonot, Franck	FRA	51.39
6	1	Gillingham, Martin	GBR	52.15
7	7	Confait, Vincent	SEY	53.62
8	4	Chaparro, Nicolas	PAR	56.98

TEMPERATURE 26C 79F

Men/400m Hurdles
Round 1 Heat 4/Aug. 03**Hommes/400m haies**
Tour elimatoire 1 serie 4/03 Aout

RANK	LANE	NAME	CTRY	RESULT
RANG	COUL			RESULTAT
1	3	Hawkins, Tranel	USA	49.51 Q
2	5	Kitur, Simon	KEN	49.70 Q
3	4	Schmitt, Uwe	FRG	49.77 Q
4	2	Hamada, Ahmed	BRN	50.62
5	1	Newhouse, Ian	CAN	51.14
6	8	Gullstrand, Christer	SWE	51.27
7	6	Abossolo Ze, Jean Pierre	CMR	52.85
8	7	Mendes, Domingos	MOZ	54.52

TEMPERATURE 26C 79F

Men/400m Hurdles
Round 1 Heat 5/Aug. 03**Hommes/400m haies**
Tour elimatoire 1 serie 5/03 Aout

RANK	LANE	NAME	CTRY	RESULT
RANG	COUL			RESULTAT
1	4	Dia Ba, Amadou	SEN	49.94 Q
2	1	Amike, Henry	NGR	50.11 Q
3	5	Gray, Ken	JAN	50.46
4	6	Briggs, Martin	GBR	50.80
5	7	Leveille, Pierre	CAN	51.47
6	2	Munyoro, Meshak	KEN	51.99
7	3	Butera, Faustin	RWA	54.36
8	8	Ebrahim, Khamis	UAE	55.50

TEMPERATURE 26C 79F

Men/400m Hurdles
Round 1 Heat 6/Aug. 03**Hommes/400m haies**
Tour elimatoire 1 serie 6/03 Aout

RANK	LANE	NAME	CTRY	RESULT
RANG	COUL			RESULTAT
1	5	Harris, Danny	USA	49.81 Q
2	4	Rolle, Greg	BAH	50.41 Q
3	8	Gus, Lloyd	CAN	51.02
4	6	Kalogiannis, Athanassios	GRE	51.27
5	7	Al-Duallah, Jasem	KUW	51.45
3	Alonso, Jose	ESP	DNF	
2	Mandonda, Alphonse	CGO	DNS	

TEMPERATURE 26C 79F

Men/400m Hurdles
Semi-Final Heat 1/Aug. 04**Hommes/400m haies**
Demi-finale 1/04 Aout

RANK	LANE	NAME	CTRY	RESULT
RANG	COUL			RESULTAT
1	3	Moses, Edwin	USA	48.51 Q
2	7	Hawkins, Tranel	USA	48.94 Q
3	8	Dia Ba, Amadou	SEN	49.44 Q
4	5	Zimmerman, Michel	BEL	49.79 Q
5	1	Kitur, Simon	KEN	49.80
6	6	Schmitt, Uwe	FRG	50.08
7	4	Rolle, Greg	BAH	50.16
8	2	Ferreira, Antonio	BRA	50.70

TEMPERATURE 25C 76F

Men/400m Hurdles
Semi-Final Heat 2/Aug. 04**Hommes/400m haies**
Demi-finale serie 2/04 Aout

RANK	LANE	NAME	CTRY	RESULT
RANG	COUL			RESULTAT
1	1	Harris, Danny	USA	48.92 Q
2	6	Nylander, Sven	SWE	49.03 Q
3	3	Schmid, Harald	FRG	49.04 Q
4	2	Amike, Henry	NGR	49.36 Q
5	4	Smith, Karl	JAM	49.58
6	5	Meier, Franz	SUI	49.89
7	8	Yoshida, Ryoichi	JPN	49.92
8	7	Tommelein, Rik	BEL	50.06

TEMPERATURE 25C 76F

Men/400m Hurdles
Final/Aug. 05**Hommes/400m haies**
Finale/05 Aout

RANK	LANE	NAME	CTRY	RESULT
RANG	COUL			RESULTAT
1	6	Moses, Edwin	USA	47.75
2	4	Harris, Danny	USA	48.13
3	5	Schmid, Harald	FRG	48.19
4	3	Nylander, Sven	SWE	48.97
5	7	Dia Ba, Amadou	SEN	49.28
6	1	Hawkins, Tranel	USA	49.42
7	8	Zimmerman, Michel	BEL	50.69
8	2	Amike, Henry	NGR	53.78

TEMPERATURE 27C 80F

Race-in-Review: Edwin Moses (USA) built up a clear lead of about .5 second by the fifth hurdle as Harald Schmid (FRG) held second place. Moses cruised around the curve and maintained a commanding advantage all the way to the finish. Danny Harris (USA) caught Schmid after the ninth hurdle and the two staged a rousing fight for the silver medal with Harris edging Schmid by .06 second.

Compte rendu: Entre le départ et la 5^e haie, Edwin Moses se constituait une nette avance de 1/2 seconde devant Harald Schmid (FRG). Moses ne semblait pas produire d'effort pendant le virage et parvenait à conserver un avantage significatif jusqu'à la fin de la course. Danny Harris (USA) rattrapait Schmid après la dernière haie et les deux hommes se livraient un combat acharné pour la médaille d'argent que Harris remportait en devançant Schmid de 6/100^e de seconde.

Athletics

Athlétisme

20Km Walk Final/Aug. 03

20km marche Finale/03 Aout

RANK	CTRY	NAME	5 KM	10 KM	15 KM	20 KM
RANG						
1	MEX	Canto, Ernesto	20:58	41:33	1:02:22	1:23:13
2	MEX	Gonzalez, Raul	20:59	41:35	1:02:31	1:23:20
3	ITA	Damilano, Maurizio	20:58	41:33	1:02:14	1:23:26
4	CAN	Leblanc, Guillaume	20:48	41:35	1:02:23	1:24:29
5	ITA	Mattioli, Carlo	20:58	41:36	1:03:00	1:25:07
6	ESP	Marin, Jose	20:59	42:05	1:03:44	1:25:32
7	USA	Evoniuk, Marco	20:58	41:52	1:03:28	1:25:42
8	NOR	Andersen, Erling	20:59	41:48	1:03:19	1:25:54
9	COL	Moreno-Moreno, Josequerub	21:22	43:10	1:04:39	1:26:04
10	AUS	Smith, David	21:00	41:47	1:04:23	1:26:48
11	CAN	Lapointe, Francois	21:06	43:02	1:05:09	1:27:06
12	COL	Moreno-Moreno, Hector	21:22	43:13	1:05:28	1:27:12
13	GBR	Vesty, Philip John	21:42	43:26	1:05:22	1:27:28
14	AUS	Baker, Simon	21:06	42:57	1:05:30	1:27:43
15	FRA	Lelievre, Gerard	21:13	43:02	1:05:18	1:27:50
16	AUS	Sawall, Willi	21:40	44:15	1:06:49	1:28:24
17	MEX	Colin, Marcelino	20:57	42:05	1:04:01	1:28:26
18	COL	Vargas, Francisco	21:40	44:14	1:06:41	1:28:46
19	GBR	Mccombie, Ian Peter	21:40	43:44	1:06:00	1:28:53
20	FRA	Fesselier, Martial	21:47	43:59	1:06:30	1:29:46
21	CAN	Jobin, Marcel	21:13	43:18	1:06:08	1:29:49
22	IND	Ram, Chand	21:43	44:15	1:07:26	1:30:06
23	USA	Heiring, Jim	21:04	43:29	1:06:43	1:30:20
24	GBR	Barry, Steven John	21:30	43:46	1:06:47	1:30:46
25	POR	Pinto, Jose	21:42	45:00	1:08:35	1:30:54
26	ALG	Ferguene, Abdelouahab	21:24	43:45	1:07:18	1:31:24
27	CHN	Zhang, Fuxin	22:18	44:36	1:07:13	1:32:10
28	ITA	Pezzatini, Alessandro	21:48	44:46	1:08:14	1:32:27
29	AUT	Toporek, Martin	22:00	45:14	1:09:13	1:33:58
30	ALG	Kechkouche, Benamar	22:18	45:54	1:10:15	1:34:12
31	HON	Folseca, Santiago	22:56	46:07	1:09:50	1:34:47
32	KEN	Munyasia, Pius	21:47	45:27	1:09:49	1:34:53
33	USA	O' Connor, Daniel	22:18	45:55	1:10:15	1:35:12
34	GUA	Alonzo-Alonzo, Jose-Victo	22:57	46:42	1:11:10	1:35:32
35	SMR	Casali, Stefano	22:56	46:10	1:10:20	1:35:48
36	BOL	Morejon, Osvaldo	22:57	47:19	1:13:39	1:44:42
37	ESA	Campos, Luis	26:06	52:24	1:20:31	1:48:45
38	JOR	Tawalbeh, Amjad	25:15	52:42	1:21:20	1:49:35
	FIN	Salonen, Reima				DNS
	FRA	Guebey, Dominique				DNS
	FRG	Hoffmann, Dieter				DNS
	NOR	Moen, Lars Ove				DNS

Race-in-Review: Maurizio Damilano (ITA) broke out of the lead pack and took a commanding advantage at the 15 km mark, with Ernesto Canto (MEX), Guillaume Leblanc (CAN) and Raul Gonzalez (MEX) in hot pursuit. Canto took over the lead with 1000 meters remaining and Gonzalez moved into second place. Damilano held onto the third position ahead of LeBlanc.
Compte rendu: Maurizio Damilano (ITA) se détachait du peloton de tête et prenait le commandement aux 15 km avec Ernesto Canto (MEX), Guillaume Leblanc (CAN) et Raul Gonzalez (MEX) tête près derrière lui. A 1000 m de l'arrivée, Canto prenait la tête et Gonzalez avançait en 2e position. Damilano réussissait à conserver la 3e place devant Leblanc.

50 Km Walk Final / Aug. 11

50 km marche Finale / 11 Aout

RANK	CTRY	NAME	5 KM	10 KM	15 KM	20 KM	25 KM
RANG			30 KM	35 KM	40 KM	45 KM	50 KM
1	MEX	Gonzalez, Raul	23:08	46:02	1:08:44	1:31:12	1:53:54
2	SWE	Gustafsson, Bo	2:16:24	2:39:17	3:01:50	3:24:30	3:47:26
3	ITA	Bellucci, Sandro	2:19:52	2:43:04	3:06:18	3:30:00	3:53:19
4	FIN	Salonen, Reima	23:50	47:45	1:11:15	1:35:11	2:00:09
5	ITA	Ducceschi, Raffaello	2:35:28	2:50:57	3:13:24	3:35:54	3:58:30
6	USA	Schueler, Carl	23:08	46:12	1:08:54	1:32:29	1:56:23
7	ESP	Llopart, Jorge	2:20:23	2:45:21	3:09:52	3:35:09	3:59:26
8	POR	Pinto, Jose	23:40	47:48	1:11:35	1:35:42	1:59:41
9	ESP	Alcalde, Manuel	2:23:45	2:47:33	3:11:39	3:35:50	3:59:46
10	MEX	Canto, Ernesto	23:09	46:10	1:09:28	1:33:43	1:58:07
11	AUS	Harvey, Michael	2:23:10	2:48:20	3:12:46	3:47:52	4:03:09
12	FRA	Guebey, Dominique	23:38	47:33	1:11:11	1:34:10	1:57:44
13	NOR	Moen, Lars Ove	2:22:13	2:47:13	3:13:00	3:39:08	4:04:42
14	USA	O' Sullivan, Vincent	24:26	49:03	1:13:32	1:38:15	2:02:59
15	CHN	Zhang, Fuxin	2:27:18	2:51:44	3:15:56	3:40:53	4:05:47
16	GBR	Maddocks, Christopher	23:08	46:02	1:08:47	1:31:14	1:54:01
17	GUA	Alonzo-Alonzo, Jose-Victo	2:17:08	2:40:22	3:07:52	3:39:25	4:07:59
	COL	Moreno-Moreno, Josequerub	23:57	48:09	1:11:50	1:35:35	1:59:12
	ITA	Damilano, Maurizio	2:22:42	2:47:16	3:16:22	3:43:13	4:09:18
	CAN	Leblanc, Guillaume	23:10	47:11	1:11:27	1:35:46	2:00:22
	BOL	Morejon, Osvaldo	2:26:08	2:52:01	3:18:59	3:46:37	4:13:34
	AUS	Jachno, Andrew	23:31	46:49	1:10:13	1:33:40	1:58:37
	FRA	Lelievre, Gerard	2:24:25	2:52:14	3:19:32	3:48:11	4:15:12
	USA	Evoniuk, Marco	23:35	48:50	1:13:32	1:38:03	2:04:39
	CAN	Jobin, Marcel	2:59:45	3:27:35	3:56:05	4:22:51	
			49:03	1:13:36	1:38:04	2:02:44	
			2:28:26	2:55:55	3:25:25	3:40:45	4:23:39
			23:54	48:25	1:12:45	1:37:05	2:01:33
			2:27:52	2:56:46	3:25:21	3:56:07	4:26:33
			24:44	50:11	1:16:09	1:41:55	2:08:21
			2:36:11	3:05:15	3:26:05	4:06:20	4:36:35
			24:06	48:11	1:12:04	1:38:04	2:00:23
			2:25:03	2:51:35	3:15:47		DNF
			23:08	46:00	1:08:44	1:31:13	1:53:54
			2:16:24	2:39:18	3:02:36		DNF
			23:21	46:20	1:08:48	1:31:14	1:53:56
			2:16:41				DNF
			24:34	49:03	1:13:38	1:40:51	2:09:19
							DNF
			23:24	47:23	1:12:17	1:37:10	2:04:51
							DNF
			24:34	49:02	1:13:36	1:38:03	2:02:43
							DNF
			23:10	46:10	1:09:07	1:32:29	1:55:51
							DNF
			23:07	46:01	1:08:48	1:32:55	DNF

RANK	CTRY	NAME	5 KM	10 KM	15 KM	20 KM	25 KM
RANG			30 KM	35 KM	40 KM	45 KM	50 KM
	AUS	Sawall, Willi	23:06	45:59	1:08:43		DNF
	SWE	Nilsson, Roland	24:26	49:07	1:13:47		DQ
	NOR	Andersen, Erling	23:20	46:10	1:08:46	1:31:17	1:53:55
	MEX	Bermudez, Martin	2:16:24	2:39:17	3:01:50	3:24:30	3:47:26
	CAN	Lapointe, Francois	23:08	46:02	1:08:45	1:31:12	1:54:02
	SWE	Simoneen, Bengt	2:17:22	2:40:58	3:03:00	3:26:04	3:49:08
	ALG	Ferguene, Abdelouahab	23:21	46:28	1:10:27	1:36:10	2:03:02
			2:30:22	3:00:21			DQ
			24:04	47:37			DQ
	ALG	Kechkouche, Benamar					DNS
	ESP	Marin, Jose					DNS

Race-in-Review: Early leaders Martin Bermudez (MEX) and Erling Andersen (NOR) were disqualified, leaving Maurizio Damilano (ITA) ahead of Raul Gonzalez (MEX) by a small margin. By the 40 km mark, Gonzalez had roared into a one minute lead over Damilano and increased his advantage to the finish for a victory margin of almost six minutes. Bo Gustafsson (SWE) edged Sandro Bellucci (ITA) for the silver medal as Damilano failed to finish.
Compte rendu: Les leaders du début de la course, Martin Bermudez (MEX) et Erling Andersen (NOR), étaient disqualifiés, ce qui laissait Maurizio Damilano (ITA) en tête, devant Raul Gonzalez (MEX) très près derrière lui. Aux 40 km, Gonzalez se détachait irrésistiblement, ayant une minute d'avance sur Damilano, et il accroissait cette avance jusqu'à près de 6 minutes sur la ligne d'arrivée. Bo Gustafsson (SWE) battait Sandro Bellucci (ITA) pour la médaille d'argent alors que Damilano abandonnait.

Men/4 X 100M Round 1 Heat 1/Aug. 10

Hombres/4 x 100m Tour éliminatoire 1 serie 1/10 Aout

*The first 4 and 4 next fastest overall qualify for the semi-final
 Les 4 premiers et les 4 meilleurs temps se qualifient pour la demi-finale*

RANK	LANE	CTRY	NAME	RESULT
RANG	COUL			RESULTAT
1	8	USA	Graddy, Sam Brown, Ron Smith, Calvin Lewis, Carl	38.89 Q
2	3	FRG	Zirkelbach, Christian Klein, Peter Evers, Juergen Luebke, Ralf	39.04 Q
3	2	FRA	Richard, Antoine Boussemart, Jean-Jacques Gasparoni, Marc Marie-Rose, Bruno	40.04 Q
4	7	SEN	Sene, Mamadou Diawara, Hamidou Seck, Saliou Seck, Charles Louis	40.15 Q
5	5	THA	Choocherd, Vichan Inthachai, Rangsam Boonprasert, Prasit Promna, Sumet	40.58 Q
6	6	PAT	Salem, Wahed Abdulla, Faraj Al-Abdulla, Jamal Al-Rahim, Talal	40.60 Q
7	4	GAM	Jarju, Bakary Jallow, Dawda Jallow, Abdurahman Fye, Omar	40.73

TEMPERATURE 28C 83F

Men/4 X 100M Round 1 Heat 2/Aug. 10

Hombres/4 x 100m Tour éliminatoire 1 serie 2/10 Aout

RANK	LANE	CTRY	NAME	RESULT
RANG	COUL			RESULTAT
1	6	CAN	Johnson, Ben Sharpe, Tony Williams, Desai Hinds, Sterling	39.20 Q
2	7	BRA	Silva, Arnaldo Silva, Robson Nakaia, Katsuike Correia, Paulo	39.27 Q
3	2	ITA	Ujlo, Antonio Bongiorni, Giovanni Tilli, Stefano Mennea, Pietro	39.87 Q
4	3	NGR	Adeyanju, Mao Ikpot, Esem Adegbeigbe, Lawrence Into, Chidi	39.94 Q
5	4	GHA	Attipoe, Philip Djan, Makarios Mensah, Collins Brobbly, Rex	40.20 Q



RANK	LANE	CTRY	NAME	RESULT
RANG	COUL			RESULTAT
6	5	SLE	Mansaray, Abdul Sawyer, David Peter Sandy, Felix Benjamin, Ivan	40.77
	8	PAR	Diesel, Oscar Escariza, Claudia Figueredo, Francisco Chaparro, Nicolas	DNS

TEMPERATURE 28C 83F

Men/4 X 100M **Hommes/4 x 100m**
Round 1 Heat 3/Aug. 10 **Tour elimatoire 1 serie 3/10 Aout**

RANK	LANE	CTRY	NAME	RESULT
RANG	COUL			RESULTAT
1	2	JAM	Edwards, Norman Meghoo, Gregory Quarrie, Donald Lawrence, Albert	38.93 Q
2	4	GBR	Thompson, Daley Reid, Donovan McFarlane, Michael Wells, Allan	39.00 Q
3	7	INA	Kardiono, Johannes Purnomo Nenepath, Christian Witarsa, Emawan	40.43 Q
4	5	BAR	Mayers, John Grimes, Hamil Edwards, Clyde Jones, Anthony	40.47 Q
5	8	ANT	Henry, Anthony Benjamin, Lester Browne, Alfred Miller, Larry	40.70 Q
6	3	CGO	Nkounkou, Theophile Nding, Henri Kiakouama, Antoine Bemou, JeanDidace	40.74
7	6	LBR	Obey, Wallace O. Tall, Hassan Daniels, Oliver Moulton, Augustus	42.05

TEMPERATURE 28C 83F

Men/4 X 100M **Hommes/4 x 100m**
Semi-Final Heat 1/Aug. 11 **Demi-finale serie 1/11 Aout**

*The first 4 qualify for the final
Les 4 premiers se qualifient pour la finale*

RANK	LANE	CTRY	NAME	RESULT
RANG	COUL			RESULTAT
1	3	USA	Graddy, Sam Brown, Ron Smith, Calvin Lewis, Carl (9.12)	38.44 Q
2	4	ITA	Uilo, Antonio Bargiorni, Giovanni Tilli, Stefano Mennea, Pietro (9.36)	39.32 Q
3	2	CAN	Johnson, Ben Sharpe, Tony Williams, Desai Hinds, Sterling (9.84)	39.39 Q
4	1	BRA	Silva, Arnaldo Santos, Nelson Rocha Nakaia, Katsuiko Correia, Paulo (9.54)	39.52 Q
5	7	GHA	Attipoe, Philip Djan, Makarios Mensah, Collins Brobbly, Rex (9.46)	40.19
6	5	INA	Kardiono, Johannes Purnomo Nenepath, Christian Witarsa, Ernawan (9.95)	40.37
7	6	SEN	Sene, Mamadou Diawara, Hamidou Fall, Ibrahima Seck, Charles Louis (9.46)	40.63
8	8	THA	Choocherd, Vichan Inthachai, Rangsam Boonprasert, Prasit Promna, Sumet (9.47)	40.83

TEMPERATURE 28C 82F

Men/4 X 100M **Hommes/4 x 100m**
Semi-Final Heat 2/Aug. 11 **Demi-finale serie 2/11 Aout**

RANK	LANE	CTRY	NAME	RESULT
RANG	COUL			RESULTAT
1	1	JAN	Lawrence, Albert Meghoo, Gregory Quarrie, Donald Stewart, Ray (9.21)	38.67 Q
2	4	GBR	Thompson, Daley Reid, Donovan McFarlane, Michael Wells, Allan (9.30)	38.68 Q
3	5	FRG	Koffler, Jurgen Klein, Peter Even, Juergen Luebke, Ralf (9.32)	38.70 Q
4	6	FRA	Richard, Antoine Boussemart, Jean-Jacques Gasparoni, Marc Marie-Rose, Bruno (9.43)	38.91 Q
5	2	NGR	Adeyanju, Iziq Ikpoto, Esemé Oyeledun, Samson Imo, Chidi (9.26)	38.98
6	3	ANT	Henry, Anthony Benjamin, Lester Browne, Alfred Miller, Larry (10.03)	40.14
7	7	BAR	Mayers, John Grimes, Hamil Edwards, Clyde Jones, Anthony (9.87)	40.18
8	8	PAT	Salem, Wahed Abdulla, Faraj Al-Abdulla, Jamal Al-Rahim, Talal (9.97)	40.43

TEMPERATURE 28C 82F

Men/4 X 100M **Hommes/4 x 100m**
Final/Aug. 11 **Finale/11 Aout**

RANK	LANE	CTRY	NAME	RESULT
RANG	COUL			RESULTAT
1	5	USA	Graddy, Sam (10.29) Brown, Ron (9.19) Smith, Calvin (9.41) Lewis, Carl (8.94)	37.83
2	1	JAM	Lawrence, Albert Meghoo, Gregory Quarrie, Donald Stewart, Ray (9.28)	38.62
3	6	CAN	Johnson, Ben Sharpe, Tony Williams, Desai Hinds, Sterling (9.47)	38.70
4	3	ITA	Uilo, Antonio Bargiorni, Giovanni Tilli, Stefano Mennea, Pietro (9.25)	38.87
5	2	FRG	Koffler, Jurgen Klein, Peter Evers, Juergen Luebke, Ralf (9.37)	38.99
6	7	FRA	Richard, Antoine Boussemart, Jean-Jacques Gasparoni, Marc Marie-Rose, Bruno (9.40)	39.10
7	4	GBR	Thompson, Daley Reid, Donovan McFarlane, Michael Wells, Allan (9.36)	39.13
8	8	BRA	Silva, Arnaldo Santos, Nelson Rocha Nakaia, Katsuiko Correia, Paulo (9.44)	39.40

TEMPERATURE 28C 82F

Race-in-Review: Ben Johnson took Canada into an early lead but a strong second leg by Ron Brown brought the USA even with Canada. Calvin Smith gave the USA a substantial lead and Carl Lewis stormed down the stretch to give the USA the gold medal in world record time. Raymond Stewart's strong anchor leg gave the silver medal to Jamaica as Canada held third place ahead of the strong finish by Pietro Mennea for Italy. Comp te rendu: Ben Johnson donnait le commandement au Canada au cours du 1^{er} relais, mais un très fort 2^e relais effectué par Ron Brown plaçait les Etats-Unis ex-aequo avec le Canada. Calvin Smith donnait aux Etats-Unis une avance substantielle et Carl Lewis s'envolait sur la ligne droite pour donner aux Etats-Unis la médaille d'or dans un temps de record du monde. Raymond Stewart, grâce à son puissant dernier relais, remportait la médaille d'argent pour la Jamaïque, tandis que le Canada réussissait à conserver la troisième place malgré la très puissante fin de course de l'italien Pietro Mennea.

Athletics

Athlétisme

Men/4 X 400M **Hommes/4 x 400m**
Round 1 Heat 1/Aug. 10 **Tour elimatoire 1 serie 1/10 Aout**

The first 3 and 4 next fastest overall qualify for the semi-final
Les 3 premiers et les 4 meilleurs temps se qualifient pour la demi-finale

RANK	LANE	CTRY	NAME	TIME	RESULT
RANG	COUL			TEMPS	RESULTAT
1	3	AUS	Clark, Darren	47.0	3:03.72 Q
			Minihan, Gary	46.2	
			Van Mittenberg, Peter	44.7	
			Mitchell, Rick	45.8	
2	8	CAN	Sokolowski, Michael	47.3	3:04.47 Q
			Hinds, Doug	45.4	
			Saunders, Bryan	45.7	
			Bethune, Tim	46.0	
3	4	TRI	Skerritt, Anton	46.4	3:06.81 Q
			Puckerin, Michael	47.1	
			Archer, Derek	45.4	
			Paul, Michael	47.9	
4	5	SWE	Johansson, Tommy	46.9	3:07.32 Q
			Josjoe, Eric	47.2	
			Gullstrand, Christer	46.6	
			Nyberg, Thomas	46.6	
5	7	JPN	Omori, Shigenori	48.0	3:08.16 Q
			Yoshida, Ryoichi	45.8	
			Fuwa, Hiroki	48.6	
			Takano, Susumu	45.8	
6	6	MOZ	Loforte, Leonardo	47.0	3:08.95
			Goncalo, Pedro	47.8	
			Titos, Andre	46.8	
			Pereira, Henrique	47.3	
7	2	UAE	Jerbeh, Rashed	48.5	3:19.90
			Ebrahim, Khamis	51.5	
			Ismail, Mubarak	50.2	
			Aziz, Ibrahim	49.7	

TEMPERATURE 28C 82F

Men/4 X 400M **Hommes/4 x 400m**
Round 1 Heat 2/Aug. 10 **Tour elimatoire 1 serie 2/10 Aout**

RANK	LANE	CTRY	NAME	TIME	RESULT
RANG	COUL			TEMPS	RESULTAT
1	7	GBR	Akabusi, Kriss	46.5	3:06.10 Q
			Cook, Garry	46.8	
			Bennett, Todd	45.5	
			Brown, Philip	47.3	
2	2	ITA	Ribaud, Roberto	46.5	3:06.28 Q
			Nocco, Ernesto	45.9	
			Zuliani, Mauro	46.5	
			Sabia, Donato	47.4	
3	5	UGA	Govile, John	47.5	3:06.65 Q
			Kyeswa, Moses	46.4	
			Rwamuhanda, Peter	47.1	
			Okot, Mike	45.5	
4	3	FRA	Quentrec, Yann	48.1	3:08.33
			Dubois, Didier	46.6	
			Fellice, Jacques	46.3	
			Canti, Aldo	46.3	
5	6	ANT	Browne, Alfred	46.9	3:10.95
			Miller, Larry	46.8	
			Lindsay, Howard	48.4	
			Jones, Dale	48.8	
6	4	IVB	Hill, Guy	49.8	3:11.89
			Molyneaux, Jerry	47.2	
			Greenaway, Dean	46.9	
			Hodge, Lindel	47.9	
7	8	CMR	Tche Noubossie, Ernest	49.2	3:16.00
			Abossolo Ze, J. P.	49.0	
			Messomo, Barnabe	49.7	
			Moluh, Mama	48.1	

TEMPERATURE 28C 82F

Men/4 X 400M **Hommes/4 x 400m**
Round 1 Heat 3/Aug. 10 **Tour elimatoire 1 serie 3/10 Aout**

RANK	LANE	CTRY	NAME	TIME	RESULT
RANG	COUL			TEMPS	RESULTAT
1	5	BAR	Louis, Richard	46.8	3:03.31 Q
			Peltier, David	45.8	
			Edwards, Clyde	45.5	
			Forde, Elvis	45.2	
2	4	FRG	Weppler, Martin	47.0	3:03.33 Q
			Schmitt, Uwe	45.3	
			Giessing, Thomas	45.6	
			Skamrahl, Erwin	45.5	
3	3	CIV	Kablan, Degnan	46.6	3:03.50 Q
			Nogboum, Avognan	46.2	
			Meledje Djedjemel, Rene	46.2	
			Tiacoh, Gabriel	44.5	

RANK	LANE	CTRY	NAME	TIME	RESULT
RANG	COUL			TEMPS	RESULTAT
4	7	JAM	Griffiths, Steve	46.8	3:03.85 Q
			Senior, Mark	45.6	
			Wallace, Dennis	45.5	
			Morris, Devon	46.0	
5	6	BRA	Silva, Joao Batista	46.5	3:05.08 Q
			Barbosa, Jose Luiz	46.1	
			Ferreira, Antonio	46.4	
			Souza, Gerson	46.1	
8	SLE		Duwai, Prince		DNS
			Benjamin, Ivan		
			Sandy, Felix		
			Sawyer, David Peter		
2	SEN		Diallo, Boubacar		DQ
			Niang, Babacar		
			Fall I, Moussa		
			Dia Ba, Amadou		

TEMPERATURE 28C 82F

Men/4 X 400M **Hommes/4 x 400m**
Round 1 Heat 4/Aug. 10 **Tour elimatoire 1 serie 4/10 Aout**

RANK	LANE	CTRY	NAME	TIME	RESULT
RANG	COUL			TEMPS	RESULTAT
1	6	USA	Smith, Willie	45.1	3:01.44 Q
			Armstead, Ray	44.6	
			Babers, Alonzo	46.6	
			McCoy, Walter	45.1	
2	3	KEN	Anzarah, John	46.6	3:06.07 Q
			Kitur, Simon	45.7	
			Opicho, Jason	46.6	
			Sogomo, Elijah	47.2	
3	5	NGR	Uti, Sunday	46.7	3:06.34 Q
			Ugbusien, Moses	45.5	
			Peters, Rotimi	46.7	
			Egbunike, Innocent	47.5	
4	4	ESP	Gonzalez, Manuel	48.1	3:08.79
			Gonzalez, Benjamin	46.8	
			Sanchez, Antonio	47.7	
			Heras, Angel	46.2	
5	2	OMA	Alsharji, Barkat	49.9	3:15.87
			Alheshimi, Amor	49.7	
			Alakbary, Sulaiman	48.2	
			Almaliki, Mohammed	48.1	

TEMPERATURE 28C 82F

Men/4 X 400M **Hommes/4 x 400m**
Semi-Final Heat 1/Aug. 11 **Demi-finale serie 1/11 Aout**

The first 4 qualify for the final
Les 4 premiers se qualifient pour la finale

RANK	LANE	CTRY	NAME	TIME	RESULT
RANG	COUL			TEMPS	RESULTAT
1	2	USA	Nix, Sunder	45.93	3:00.19 Q
			McCoy, Walter	44.65	
			Smith, Willie	44.81	
			McKay, Antonio	44.80	
2	1	GBR	Akabusi, Kriss	46.32	3:02.98 Q
			Cook, Garry	45.18	
			Bennett, Todd	45.04	
			Brown, Philip	46.44	
3	3	CAN	Sokolowski, Michael	46.93	3:03.93 Q
			Hinds, Doug	45.93	
			Saunders, Bryan	45.40	
			Bethune, Tim	45.67	
4	4	UGA	Govile, John	47.48	3:04.02 Q
			Kyeswa, Moses	45.34	
			Rwamuhanda, Peter	45.82	
			Okot, Mike	45.38	
5	5	FRG	Weppler, Martin	47.87	3:04.69
			Schmitt, Uwe	45.38	
			Vaihinger, Joerg	45.81	
			Skamrahl, Erwin	45.69	
6	8	CIV	Kablan, Degnan	47.32	3:04.87
			Nogboum, Avognan	46.51	
			Meledje Djedjemel	47.12	
			Tiacoh, Gabriel	44.92	
7	7	SWE	Johansson, Tommy	47.26	3:09.40
			Josjoe, Eric	46.92	
			Gullstrand, Christer	47.78	
			Nyberg, Thomas	47.44	
8	6	JPN	Omori, Shigenor	48.09	3:10.73
			Yoshida, Ryoich	46.47	
			Fuwa, Hiroki	50.18	
			Takano, Susumu	45.99	

TEMPERATURE 28C 82F



Men/4 X 400M
Semi-Final Heat 2/Aug. 11

Hommes/4 x 400m
Demi-finale serie 2/11 Aout

RANK	LANE	CTRY	NAME	TIME	RESULT
RANG	COUL			TEMPS	RESULTAT
1	3	NGR	Uti, Sunday	45.63	3:02.22 Q
			Ugbusien, Moses	45.62	
			Peters, Rotimi	45.75	
			Egbunike, Innocent	45.22	
2	6	AUS	Van Miltenberg, Peter	47.16	3:03.79 Q
			Minihan, Gary	46.01	
			Frayne, Bruce	45.46	
			Clark, Darren	45.16	
3	2	ITA	Tozzi, Roberto	46.54	3:03.87 Q
			Nocco, Ernesto	46.33	
			Ribaud, Roberto	45.95	
			Sabia, Donato	45.05	
4	1	BAR	Louis, Richard	47.06	3:03.89 Q
			Peltier, David	46.43	
			Edwards, Clyde	45.03	
			Forde, Elvis	45.37	
5	8	BRA	Silva, Joao Batista	46.12	3:03.99
			Santos, Wilson David	46.35	
			Barbosa, Jose Luiz	46.35	
			Souza, Gerson	45.17	
6	5	JAN	Griffiths, Steve	46.50	3:04.24
			Senior, Mark	45.63	
			Smith, Karl	47.02	
			Morris, Devon	45.09	
7	4	KEN	Anzarah, John	45.69	3:04.74
			Kitur, David	46.62	
			Opicho, Jason	46.93	
			Anzarah, John	45.50	
7	TRI	SKR	Skerritt, Anton		DQ
			Puckerin, Michael		
			Archer, Derek		
			Paul, Michael		

TEMPERATURE 28C 82F

Men/4 X 400M
Final/Aug. 11

Hommes/4 x 400m
Finale/11 Aout

RANK	LANE	CTRY	NAME	TIME	RESULT
RANG	COUL			TEMPS	RESULTAT
1	8	USA	Nix, Sunder	45.59	2:57.91
			Armstead, Ray	43.97	
			Rabers, Alonzo	43.75	
			McKay, Antonio	44.60	
2	2	GBR	Akabusi, Kriss	45.87	2:59.13
			Cook, Garry	44.74	
			Bennett, Todd	44.17	
			Brown, Philip	44.35	
3	7	NGR	Uti, Sunday	45.34	2:59.32
			Ugbusien, Moses	44.48	
			Peters, Rotimi	44.94	
			Egbunike, Innocent	44.56	
4	3	AUS	Frayne, Bruce	45.38	2:59.70
			Clark, Darren	43.86	
			Minihan, Gary	45.07	
			Mitchell, Rick	45.39	
5	4	ITA	Tozzi, Roberto	45.69	3:01.44
			Nocco, Ernesto	45.07	
			Ribaud, Roberto	45.73	
			Mennea, Pietro	44.95	
6	5	BAR	Louis, Richard	46.67	3:01.60
			Peltier, David	44.97	
			Edwards, Clyde	45.04	
			Forde, Elvis	44.92	
7	6	UGA	Govile, John	46.72	3:02.09
			Kyeswa, Moses	44.60	
			Rwamuhanda, Peter	46.60	
			Okot, Mike	44.37	
8	1	CAN	Sokolowski, Michael	46.09	3:02.82
			Hinds, Doug	45.04	
			Saunders, Bryan	45.43	
			Bethune, Tim	46.26	

TEMPERATURE 28C 82F

Race-in-Review: Sunday Uti gave Nigeria the lead after the first 400 meters ahead of Australia, USA and Great Britain. Darren Clark brought Australia into first place at the second baron exchange as the USA moved into second place with Nigeria and Great Britain following. The third leg by Alonzo Babers gave the USA a margin of one second over Australia, Nigeria and Great Britain, and Antonio McKay cemented the victory with a strong finishing leg. Phil Brown brought Great Britain home in second place and Nigeria held off Australia for the bronze.

Compte rendu: Sunday Uti menait après 400 m pour le Nigéria devant l' Australie, les Etats-Unis et la Grande-Bretagne. Lors du 2e passage de témoin, Darren Clark amenait l' Australie à la 1 ère place, tandis que les Etats-Unis se hissaient à la 2e place devant le Nigéria et la Grande-Bretagne. Le 3e relais couru par Alonzo Babers donnait aux Etats-Unis une avance d' une seconde sur l'Australie, le Nigéria et la Grande-Bretagne et Antonio McKay assurait la victoire américaine grâce à un très fort dernier relais. Phil Brown finissait 2e pour la Grande-Bretagne et le Nigéria réussissait à battre l' Australie pour la médaille de bronze.

Men/High Jump
Qualifying Group 1/Aug. 10

Hommes/saut en hauteur
Qualification groupe 1/10 Aout

Minimum 12 plus ties for 12th place qualify; Qual. 2.24m/7' 4 1/4"
Minimum 12 et les athletes ex aequo pour la 12eme place se qualifient

RANK	NAME	CTRY	ORDER	HEIGHT	OF THE	BAR/	RESULTS
RANG			ORDRE	HAUTEUR	DE LA	BARRE	RESULTATS
205 210 215 218 221 224							
1	Goode, Milton	USA	1	-	-	0 0 0	2.24 (7'4 1/4") Q
	Sjoeberg, Patrik	SWE	3	-	-	0 0 0	2.24 (7'4 1/4") Q
	Zhu, Jianhua	CHN	8	-	0	0 0 0	2.24 (7'4 1/4") Q
	Hordquist, Doug	USA	9	-	0	0 0 0	2.24 (7'4 1/4") Q
	Ottey, Milt	CAN	13	-	0	0 0 0	2.24 (7'4 1/4") Q
	Moegenburg, Dietmar	FRG	14	-	-	0 0 0	2.24 (7'4 1/4") Q
7	Stones, Dwight	USA	7	-	0	0 XO 0	2.24 (7'4 1/4") Q
8	Niemi, Erkki	FIN	5	-	0	0 0 0	2.24 (7'4 1/4") Q
9	Dalhaeuser, Roland	SUI	10	-	-	- XXO XO	2.24 (7'4 1/4") Q
10	Thraenhardt, Carlo	FRG	6	0	-	X- 0 XXO	2.24 (7'4 1/4") Q
11	Sakamoto, Takao	JPN	11	-	0	0 0 XXX	2.21 (7'3")
	Annijs, Eddy	BEL	15	-	0	- XO XXX	2.21 (7'3")
13	Nagel, Gerd	FRG	2	0	XO	0 0 XXX	2.18 (7'1 3/4")
14	Verzy, Franck	FRA	4	-	0	XO - XXX	2.15 (7'1/2")
	Wray, Stephen	BAH	12	-	-	- XXX	

TEMPERATURE 27C 80F

Men/High Jump
Qualifying Group 2/Aug. 10

Hommes/saut en hauteur
Qualification groupe 2/10 Aout

RANK	NAME	CTRY	ORDER	HEIGHT	OF THE	BAR/	RESULTS
RANG			ORDRE	HAUTEUR	DE LA	BARRE	RESULTATS
205 210 215 218 221 224							
1	Liu, Yunpeng	CHN	1	-	0	0 - 0 0	2.24 (7'4 1/4") Q
2	Cai, Shu	CHN	6	-	0	0 - 0 XO	2.24 (7'4 1/4") Q
3	Eriksson, Thomas	SWE	4	-	0	0 XO 0 XXX	2.21 (7'3")
	Atkinson, John	AUS	11	0	0	0 XO 0 XXX	2.21 (7'3")
5	Parsons, Geoff	GBR	14	-	-	- XO XXX	2.21 (7'3")
6	Fizuleto, Hrvoje	YUG	3	0	XXO	XO 0 XXX	2.18 (7'1 3/4")
7	Metellus, Alain	CAN	8	-	0	0 XO XXX	2.18 (7'1 3/4")
8	Saunders, Nick	BER	12	-	0	0 XXO XXX	2.18 (7'1 3/4")
9	Canovic, Novica	YUG	5	-	-	- XXX	2.15 (7'1/2")
	Kattis, Dimitrios	GRE	13	-	-	- XXX	2.15 (7'1/2")
11	Morris, Desmond	JAN	15	-	XO	XO XXX	2.15 (7'1/2")
12	Liu, Chin-Chiang	TPE	2	0	XO	XXX	2.10 (6'10 3/4")
	Lam, Tin-Sau	HKG	9	0	XO	XXX	2.10 (6'10 3/4")
14	Mulenga, Mutale	ZAM	10	XO	XXX		2.05 (6'8 3/4")
	Naylor, Mark	GBR	7	-	-	- XXX	

Men/High Jump
Final/Aug. 11

Hommes/saut en hauteur
Finale/11 Aout

RANK	NAME	CTRY	ORDER	HEIGHT	OF THE	BAR/	RESULTS
RANG			ORDRE	HAUTEUR	DE LA	BARRE	RESULTATS
215 218 221 224 227 229 231 233 235 240							
1	Moegenburg, Dietmar	FRG	11	0	-	0 - 0 0 0 XXX	2.35 (7'8 1/2")
2	Sjoeberg, Patrik	SWE	4	-	-	- XO 0 XO XO XXX	2.33 (7'7 3/4")
3	Zhu, Jianhua	CHN	8	0	-	0 - 0 - 0 X- XX	2.31 (7'7")
4	Stones, Dwight	USA	3	-	0	- 0 - X- 0 XXX	2.31 (7'7")
5	Nordquist, Doug	USA	9	-	0	- 0 0 0 XXX	2.29 (7'6 1/4")
6	Ottey, Milt	CAN	7	0	-	0 XO XO 0 XXX	2.29 (7'6 1/4")
7	Liu, Yunpeng	CHN	1	0	-	0 0 XXO XO XXX	2.29 (7'6 1/4")
8	Cai, Shu	CHN	6	0	-	XO 0 XO X- XX	2.27 (7'5 1/4")
9	Niemi, Erkki	FIN	5	0	-	XO XXO XXX	2.24 (7'4 1/4")
10	Thraenhardt, Carlo	FRG	12	XO	-	XX- I	2.15 (7'3/4")
	Dalhaeuser, Roland	SUI	10	-	-	- XXX	
	Goode, Milton	USA	2	-	-	- XXX	

Athletics

Athlétisme

Pole Vault Saut a la perche
Qualifying Group 1/Aug. 06 Qualification groupe 1/06 Aout

Minimum 12 plus ties for 12th place qualify; Qual. 5.45m/17' 10 3/4"
 Minimum 12 et les athletes ex aequo pour la 12 eme place se qualifient

RANK	NAME	CTRY	ORDER	HEIGHT	OF THE BAR/	RESULTS
RANG			ORDRE	HAUTEUR DE LA BARRE		RESULTATS
				510 520 530 535 540 545		
1	Vigneron, Thierry	FRA	01	- - - 0 - 0		5.45 (17'10 1/2") Q
	Bell, Earl	USA	02	- - - 0 - 0		5.45 (17'10 1/2") Q
	Tully, Mike	USA	07	- - - 0 - 0		5.45 (17'10 1/2") Q
4	Ruiz, Alberto	ESP	10	XO - XO - XO XXO		5.45 (17'10 1/2") Q
5	Quinon, Pierre	FRA	06	- - - XO - 0 -		5.40 (17'8 1/2") Q
6	Boahni, Felix	SUI	09	- - - 0 - XXO XXX		5.40 (17'8 1/2") Q
7	Hintnaus, Tom	BRA	05	- - - 0 - XXX		5.35 (17'6 1/2") Q
8	Ferreira, Serge	FRA	03	- - - 0 - XXX		5.30 (17'4 1/2") Q
	Lyle, Doug	USA	04	- - - 0 XXX		5.30 (17'4 1/2") Q
	Zalar, Miro	SWE	08	- - - XXX		

TEMPERATURE 26C 81F

Pole Vault Saut a la perche
Qualifying Group 2/Aug. 06 Qualification groupe 2/06 Aout

RANK	NAME	CTRY	ORDER	HEIGHT	OF THE BAR/	RESULTS
RANG			ORDRE	HAUTEUR DE LA BARRE		RESULTATS
				510 520 530 535 540 545		
1	Pallonen, Kimmo	FIN	2	- 0 0 XO XO		5.40 (17'8 1/2") Q
2	Barella, Mauro	ITA	10	0 0 XO XXO		5.35 (17'6 1/2") Q
3	Yang, Weimin	CHN	3	0 0 0 - XXX		5.30 (17'4 1/2") Q
3	Gutteridge, Jeff	GBR	5	0 - 0 XXX		5.30 (17'4 1/2") Q
5	Takahashi, Tomomi	JPN	4	0 - XXO - XXX		5.30 (17'4 1/2") Q
6	Morrisette, John	ISV	1	0 0 X- XX		5.20 (17'3/4")
7	Stock, Keith	GBR	7	XO XO XXX		5.20 (17'3/4")
8	Ji, Zebiao	CHN	8	XO XXX		5.10 (16'8 3/4")
9	Rivera, Edgardo	PUR	9	XXO - X- XX		5.10 (16'8 3/4")
	Cano, Alfonso	ESP	6			DNS

TEMPERATURE 26C 81F

Pole Vault Saut a la perche
Final Aug. 08 Finale/08 Aout

RANK	NAME	CTRY	ORDER	HEIGHT	OF THE BAR/	RESULTS
RANG			ORDRE	HAUTEUR DE LA BARRE		RESULTATS
				510 520 530 540 545 550 555 560 565 570 575 580		
1	Quinon, Pierre	FRA	5	- - - - XO - - - X- 0 0 XXX		5.75 (18'10 1/4")
2	Tully, Mike	USA	13	- - - - 0 - 0 - XXO - - XXX		5.65 (18'6 1/2")
3	Bell, Earl	USA	6	- - - 0 - 0 - 0 - XXX		5.60 (18'4 1/2")
3	Vigneron, Thierry	FRA	14	- - - 0 - - - 0 - XXX		5.60 (18'4 1/2")
5	Pallonen, Kimmo	FIN	1	- - - XO - XO - XXX		5.45 (17'10 1/2")
6	Lyle, Doug	USA	12	- - - 0 - XXX		5.40 (17'8 1/2")
7	Boehni, Felix	SUI	10	- - - 0 - - XXX		5.30 (17'4 1/2")
8	Barella, Mauro	ITA	7	XXO - XXO XXX		5.30 (17'4 1/2")
9	Ruiz, Alberto	ESP	11	- 0 - XXX		5.20 (17'3/4")
10	Yang, Weimin	CHN	4	XO XXX		5.10 (16'8 3/4")
11	Gutteridge, Jeff	GBR	2	XXO - XXX		5.10 (16'8 3/4")
	Hintnaus, Tom	BRA	3	- - - XXX		
	Ferreira, Serge	FRA	8	- - - XXX		
	Takahashi, Tomomi	JPN	9	XXX		

TEMPERATURE 26C 81F

Men/Long Jump Hommes/saut en longueur
Qualifying Group 1/Aug. 05 Qualification groupe 1/05 Aout

Minimum 12 plus Ties for 12th place; Qual. 7.90m/25' 11"
 Minimum 12 et les athletes ex aequo pour la 12 eme place se qualifient

RANK	NAME	CTRY	ORDER	JUMPS/SAUTS	RESULTS
RANG			ORDRE	1 2 3	RESULTATS
1	Lewis, Carl	USA	9	8.30 * *	8.30 (27'2 3/4") Q
				+2.2	
2	Corgos, Antonio	ESP	1	8.02 * *	8.02 (26'3 3/4") Q
				+1.5	
3	Honey, Gary	AUS	2	7.93 * *	7.93 (26'1/4") Q
				-1.0	
4	Wells, Joey	BAH	15	- 7.92 *	7.92 (26') Q
				+1.8	
5	Mcrae, Mike	USA	5	7.70 7.50 7.89	7.89 (25'10 3/4") Q
				-0.1 -0.7 -0.8	
6	Kim, Jong-Il	KOR	12	- 7.67 7.86	7.86 (25'9 1/2") Q
				-2.5 +0.1	
7	Liu, Yuhuang	CHN	14	7.83 - 7.73	7.83 (25'8 1/4") Q
				-1.7 +0.2	
8	Stekic, Nenad	YUG	4	7.60 7.41 7.45	7.60 (24'11 1/4")
				-0.4 -1.3 +0.2	
9	Kiyai, Moses	KEN	16	- 7.51 -	7.51 (24'7 3/4")
				-0.8	
10	Wang, Shijie	CHN	17	- 7.22 7.36	7.36 (24'1 3/4")
				+0.5 +0.4	
11	Lee, Fu-An	TPE	6	7.23 6.96 6.82	7.23 (23'8 3/4")
				+0.9 -0.6 -0.7	
12	Hardarson, Kristjan	ISL	3	- 7.09 6.93	7.09 (23'3 1/4")
				-0.5 -2.4	
13	Solorzano, Fidel	ECU	11	6.93 6.84 6.90	6.93 (22'9")
				-1.8 +0.3 -1.0	
14	Traore, Abdoulaye	MLI	10	6.92 6.36 6.60	6.92 (22'8 1/2")
				-0.7 -1.3 +0.3	
15	Bodjona, Bilanday	TOG	8	6.82 6.70 6.75	6.82 (22'4 1/2")
				+0.3 -0.7 +0.2	
16	Issaekhourl, Gabi	LIB	7	6.25 - 6.80	6.80 (22'3 3/4")
				-1.4 -1.3	
	Emordi, Paul	NGR	13		DNS

TEMPERATURE 28C 82F

Men/Long Jump Hommes/saut en longueur
Qualifying Group 2/Aug. 05 Qualification groupe 2/05 Aout

RANK	NAME	CTRY	ORDER	JUMPS/SAUTS	RESULTS
RANG			ORDRE	1 2 3	RESULTATS
1	Myricks, Larry	USA	10	7.80 8.02 *	8.02 (26'3 3/4") Q
				-1.2 -0.8	
	Usui, Junichi	JPN	15	7.62 8.02 *	8.02 (26'3 3/4") Q
				-1.5 +1.8	
3	Evangelisti, Giovanni	ITA	9	7.94 * *	7.94 (26'3/4") Q
				-0.6	
4	Alli, Yusuf	NGR	6	7.65 7.43 7.82	7.82 (25'8") Q
				-1.5 -2.0 -1.3	
5	Kio, Jubobaraye	NGR	13	- 7.76 -	7.76 (25'5 1/2") Q
				-2.2	
6	Gloor, Rene	SUI	2	7.57 7.71 7.58	7.71 (25'3 1/2")
				-1.2 -1.1 +2.8	
7	Benjamin, Lester	ANT	16	- 7.44 7.57	7.57 (24'10")
				-1.3 -2.0	
	Kemobe, Djimassal	CHA	8	7.01 7.11 7.37	7.37 (24'2 1/4")
				-2.8 -0.4 -0.9	
9	Sands, Lyndon	BAH	12	7.32 5.95 7.22	7.32 (24'1/4")
				+0.8 -3.5 -1.2	
10	Hanna, Stephen	BAH	11	6.97 2.36 7.10	7.10 (23'3 1/2")
				+0.2 -2.4 -0.3	
11	Mubarak, Shaddad	UAE	5	6.98 - *	6.98 (22'10 3/4")
				-1.2	
12	Diesel, Oscar	PAR	1	6.45 6.78 6.73	6.78 (22'3")
				-1.3 +4.4 -0.8	
13	Tche Noubossie, Ernest	CMR	3	6.76 6.57 6.52	6.76 (22'2 1/4")
				-0.4 +3.3 +0.5	
14	Araouzos, Dimitrios	CYP	14	- - 5.67	5.67 (18'7 1/4")
				+4.4	
	Walsh, Stephen	NZL	4	- - -	
	Desruelles, Ronald	BEL	7		DNS
	Dodoo, Francis	GHA	17		DNS

TEMPERATURE 28C 83F

Men/Long Jump Hommes/saut en longueur
Final Aug. 06 Finale/06 Aout

RANK	NAME	CTRY	ORDER	JUMPS/SAUTS	RESULTS
RANG			ORDRE	1 2 3 4 5 6	RESULTATS
1	Lewis, Carl	USA	11	8.54 - * * * *	8.54 (28'1/4")
				-1.6	
2	Honey, Gary	AUS	2	7.97 7.92 8.18 7.92 - 8.24	8.24 (27'1/2")
				-1.4 +0.8 -0.7 -1.8 -0.8	
3	Evangelisti, Giovanni	ITA	1	8.09 7.94 7.90 - - 8.24	8.24 (27'1/2")
				-0.7 -0.8 -1.2 -0.7	
4	Myricks, Larry	USA	12	8.06 7.99 - 8.00 8.16 6.28	8.16 (26'9 1/4")
				-1.2 -0.4 +0.6 +1.8 -0.8	
5	Liu, Yuhuang	CHN	6	- 7.66 7.89 7.65 7.60 7.99	7.99 (26'2 3/4")
				-1.2 -0.8 +0.1 -0.6 +0.6	
6	Wells, Joey	BAH	8	7.97 - - * * *	7.97 (26'1 3/4")
				-0.8	
7	Usui, Junichi	JPN	3	7.63 7.82 7.87 7.72 7.09 *	
				-2.6 -0.6 -1.8 -1.8 +0.2	



RANK	NAME	CTRY	ORDER	JUMPS/SAUTS			RESULTS			
RANG			ORDRE	1	2	3	4	5	6	RESULTATS
8	Kim, Jong-Il	KOR	5	7.76	7.81	7.77	-	7.59	-	7.81 (25'7 1/2")
				+0.6	-0.2	-1.2		-1.1		
9	Alli, Yusuf	NGR	7	7.67	7.78	7.72				7.78 (25'6 1/4")
				-0.7	-0.8	-0.2				
10	Corgos, Antonio	ESP	4	7.44	7.50	7.69				7.69 (25'2 3/4")
				+1.8	+0.2	-1.1				
11	Mcrae, Mike	USA	9	-	7.63	7.45				7.63 (25'1/2")
					+0.6	-0.6				
12	Kio, Jubobaraye	NGR	10	-	7.57	-				7.57 (24'10")
					-0.9					

TEMPERATURE 28C 82F

Triple Jump
Qualifying Group 1/Aug. 03

Triple saut
Qualification groupe 1/03 Aout

Minimum 12 plus ties for 12th place qualify; Qual. 16.60m/54'5"
Minimum 12 et les athletes ex aequo pour la 12 eme place se qualifient

RANK	NAME	CTRY	ORDER	JUMPS/SAUTS			RESULTS
RANG			ORDRE	1	2	3	RESULTATS
1	Conley, Mike	USA	2	17.36	*	*	17.36 (56'11 1/2") Q
				+0.8			
2	McCalla, Eric	GBR	4	17.01	*	*	17.01 (55'9 3/4") Q
				+2.0			
3	Joyner, Al	USA	5	16.30	16.45	16.85	16.85 (55'3 1/2") Q
				+0.7	-0.4	+1.4	
4	Bouschen, Peter	FRG	3	-	15.64	16.40	16.40 (53'9 3/4") Q
					+1.9	+2.1	
5	Diallo, Mamadou	SEN	11	-	15.91	16.18	16.18 (53'1") Q
					-2.6	-1.1	
6	Hanna, Stephen	BAH	10	16.02	16.14	15.00	16.14 (52'11 1/2")
				-0.6	-2.1	+0.3	
7	Badinelli, Dario	ITA	1	16.13	16.11	15.98	16.13 (52'11")
				-0.7	+2.2	-0.6	
8	Eriksson, Thomas	SWE	7	15.97	-	14.99	15.97 (52'4 3/4")
				-1.5		-0.4	
9	Lorraway, Ken	AUS	13	15.26	15.92	-	15.92 (52'2 3/4")
				+1.2	-0.3		
10	Kiyai, Moses	KEN	9	15.83	15.90	-	15.90 (52'2")
				-1.8	-0.2		
11	Emordi, Paul	NGR	14	15.57	-	15.88	15.88 (52'1 1/4")
				+1.9		-1.0	
12	Ueta, Yasushi	JPN	8	15.64	-	15.66	15.66 (51'4 1/2")
				-0.7		-0.4	
13	Traore, Abdoulaye	MLI	12	15.32	14.95	14.98	15.32 (50'3 1/4")
				+1.0	-1.1	-0.5	
14	Diesel, Oscar	PAR	6	13.88	14.12	14.19	14.19 (46'6 3/4")
				+0.1	-0.8	-0.9	

TEMPERATURE 25C 78F

Triple Jump
Qualifying Group 2/Aug. 03

Triple saut
Qualification groupe 2/03 Aout

RANK	NAME	CTRY	ORDER	JUMP/SAUTS			RESULTS
RANG			ORDRE	1	2	3	RESULTATS
1	Agbebaku, Ajayi	NGR	10	16.93	*	*	16.93 (55'6 1/2") Q
				-1.9			
2	Zou, Zhenxian	CHN	12	16.27	16.68	*	16.68 (54'8 3/4") Q
				-0.3	-1.7		
3	Herbert, John	GBR	8	16.64	*	*	16.64 (54'7 1/4") Q
				-1.4			
4	Taiwo, Joseph	NGR	9	16.38	16.61	*	16.61 (54'6") Q
				-1.9	+0.8		
5	Connor, Keith	GBR	5	16.60	*	*	16.60 (54'5 1/2") Q
				-0.2			
6	Banks, Willie	USA	11	-	16.12	16.59	16.59 (54'5 1/4") Q
					-2.3	+0.9	
7	Badra, Hassan	EGY	15	15.72	16.48	-	16.48 (54'1") Q
				+0.5	+2.2		
8	Mihas, Dimitrios	GRE	2	16.01	16.15	-	16.15 (53')
				-0.9	-2.3		
9	Rodrigues, Abcelvio	BRA	7	16.12	15.86	15.14	16.12 (52'10 3/4")
				+1.9	-0.5	-0.4	
10	Jaros, Ralf	FRG	4	-	-	16.02	16.02 (52'6 3/4")
						-1.4	
11	Dodoo, Francis	GHA	14	15.55	15.29	14.99	15.55 (51'1/4")
				+2.1	+0.8	-2.5	
12	Park, Young-Jun	KOR	3	15.54	-	-	15.54 (51')
				+1.9			
13	Denou, Koffi	TOG	6	14.44	-	-	14.44 (47'4 1/2")
				+2.0			
14	Tche Noubossie, Ernest	CMR	1	14.36	14.39	-	14.39 (47'2 1/2")
				+1.0	+0.8		
	Gagliano, Angel Carlos	ARG	13				DNS

TEMPERATURE 26C 79F

Triple Jump
Final/Aug. 04

Triple saut
Finale/04 Aout

RANK	NAME	CTRY	ORDER	JUMPS/SAUTS			RESULTS			
RANG			ORDRE	1	2	3	4	5	6	RESULTATS
1	Joyner, Al	USA	11	17.26	17.04	16.83	*	16.94	17.04	17.26 (56'7 1/2")
				+2.1	-1.9	-1.7		-0.8	-0.5	
2	Conley, Mike	USA	6	16.91	-	17.18	-	-	-	17.18 (56'4 1/2")
				-1.3		-0.4				
3	Connor, Keith	GBR	3	16.72	16.87	-	16.63	16.67	16.81	16.87 (55'4 1/4")
				-1.5	+0.4		-1.0	-1.2	-1.1	
4	Zou, Zhenxian	CHN	1	16.83	16.71	16.16	-	16.33	16.40	16.83 (55'2 3/4")
				-1.0	+0.6	-0.9		-0.3	-1.7	
5	Bouschen, Peter	FRG	9	16.04	16.77	16.38	16.58	16.28	16.75	16.77 (55'1/4")
				-1.9	-0.9	+0.7	-0.8	-0.4	-0.4	
6	Banks, Willie	USA	5	16.23	16.75	-	-	16.33	16.51	16.75 (54'11 1/2")
				-1.0	-0.6			-1.4	-1.4	
7	Agbebaku, Ajayi	NGR	8	14.84	16.67	I				16.67 (54'8 1/4")
				-1.5	-1.6					
8	McCalla, Eric	GBR	10	16.64	-	15.89	*	-	16.66	16.66 (54'8")
				-1.3		-1.4			-0.2	
9	Taiwo, Joseph	NGR	7	16.36	16.64	16.61	16.12	16.57	16.32	16.64 (54'7 1/4")
				-2.7	-1.1	+1.0	-0.9	+0.8	-2.3	
10	Herbert, John	GBR	2	16.35	16.05	16.40				16.40 (53'9 3/4")
				-2.1	-1.5	-0.9				
11	Badra, Hassan	EGY	4	15.52	15.74	16.07				16.07 (52'8 3/4")
				-1.0	-0.1	-0.5				
12	Diallo, Mamadou	SEN	12	15.99	15.69	I				15.99 (52'5 1/2")
				-1.5	-1.8					

TEMPERATURE 25C 76F

Athletics

Athlétisme

Men/Shot Put		Hommes/poids					
Qualifying Group 1/Aug. 11		Qualification groupe 1/11 Aout					
RANK	NAME	CTRY	ORDER	THROWS/LANCERS			RESULTS
RANG			ORDRE	1	2	3	RESULTATS
1	Waif, Augie	USA	1	20.55	*	*	20.55 (67'5 1/4") Q
2	Andrei, Alessandro	ITA	2	20.18	*	*	20.18 (66'2 1/2") Q
3	Laut, Dave	USA	8	20.01	*	*	20.01 (65'7 3/4") Q
4	Tallhem, Soeren	SWE	3	19.94	*	*	19.94 (65'5") Q
5	Guenthoer, Werner	SUI	9	19.28	19.71	*	19.71 (64'8") Q
6	Dolegiewicz, Bishop	CAN	11	19.00	-	18.95	19.00 (62'4") Q
7	Shata, Ahmed	EGY	6	18.13	17.95	18.58	18.58 (60'11 1/2")
8	Smith, Henry	SAM	10	16.09	-	-	16.09 (52'9 1/2")
	Pauletto, Bruno	CAN	4				DNS
	Fernholm, Stefan	SWE	5				DNS
	Toeyrylae, Kari	FIN	7				DNS

Men/Shot Put		Hommes/poids					
Qualifying Group 2/Aug. 11		Qualification groupe 2/11 Aout					
RANK	NAME	CTRY	ORDER	THROWS/LANCERS			RESULTS
RANG			ORDRE	1	2	3	RESULTATS
1	Carter, Michael	USA	4	20.69	*	*	20.69 (67'10 3/4") Q
2	Montelatici, Marco	ITA	3	20.14	*	*	20.14 (66'1") Q
3	Weil, Gert	CHI	11	19.38	19.94	*	19.94 (65'5") Q
4	Akonniemi, Aulis	FIN	2	19.13	19.34	19.38	19.38 (63'7") Q
5	De Bruin, Erik	HOL	1	19.20	19.28	19.07	19.28 (63'3 1/4") Q
6	Stolz, Karsten	FRG	7	18.98	-	17.67	18.98 (62'3 1/4") Q
7	Weitzl, Erwin	AUT	6	18.03	18.96	-	18.96 (62'2 1/2")
8	Koutsoukis, Dimitrios	GRE	10	18.74	18.62	18.60	18.74 (61'5 3/4")
9	Wahländer, Yngve	SWE	5	-	18.28	18.27	18.28 (59'11 3/4")
10	Ashoush, Mohamed	EGY	8	18.11	-	17.14	18.11 (59'5")
11	Catalano, Martino	CAN	9	17.10	17.24	16.91	17.24 (56'6 3/4")

Men/Shot Put		Hommes/poids								
Final/Aug. 11		Finale/11 Aout								
RANK	NAME	CTRY	ORDER	THROWS/LANCERS			RESULTS			
RANG			ORDRE	1	2	3	4	5	6	RESULTATS
1	Andrei, Alessandro	ITA	3	20.41	20.97	21.26	20.55	20.92	20.96	21.26 (69'9")
2	Carter, Michael	USA	10	20.63	20.69	21.09	20.42	-	20.38	21.09 (69'2 1/2")
3	Laut, Dave	USA	5	20.12	18.39	-	20.03	20.31	20.97	20.97 (68'9 3/4")
4	Wolf, Augie	USA	9	20.04	19.91	19.41	20.08	19.74	20.93	20.93 (68'8")
5	Guenthoer, Werner	SUI	11	20.28	-	-	19.38	-	20.11	20.28 (66'6 1/2")
6	Montelatici, Marco	ITA	7	19.88	19.26	19.98	19.35	19.85	-	19.98 (65'6 3/4")
7	Tallhem, Soeren	SWE	4	19.81	-	19.54	-	-	*	19.81 (65")
8	De Bruin, Erik	HOL	2	19.65	-	-	*	-	-	19.65 (64'5 3/4")
9	Akonniemi, Aulis	FIN	1	18.98	-	-	-	-	-	18.98 (62'3 1/4")
10	Weil, Gert	CHI	6	18.19	18.69	-	-	-	-	18.69 (61'4")
11	Dolegiewicz, Bishop	CAN	8	18.39	-	-	-	-	-	18.39 (60'4")
12	Stolz, Karsten	FRG	12	18.31	-	18.21	-	-	-	18.31 (60'1")

TEMPERATURE 28C 82F

Men/Discus		Hommes/disque					
Qualifying Group 1/Aug. 08		Qualification groupe 1/08 Aout					
RANK	NAME	CTRY	ORDER	THROWS/LANCERS			RESULTS
RANG			ORDRE	1	2	3	RESULTATS
1	Danneberg, Rolf	FRG	2	59.66	63.48	*	63.48 (208'3") Q
2	Powell, John	USA	3	62.92	*	*	62.92 (206'5") Q
3	Georgakopoulos, Konstanti	GRE	7	60.74	60.66	60.94	60.94 (199'11") Q
4	Weir, Bob	GBR	4	-	-	60.92	60.92 (199'10") Q
5	Hjeltnes, Knut	NOR	9	60.80	59.32	-	60.80 (199'6") Q
6	Martino, Marco	ITA	5	59.58	60.76	-	60.76 (199'4") Q
7	Hartmann, Werner	FRG	10	57.90	59.88	59.92	59.92 (196'7")
8	Cooper, Brad	BAH	8	-	52.06	53.70	53.70 (176'2")
9	Smith, Henry	SAN	6	51.28	50.94	51.90	51.90 (170'3")
10	Bechard, Dominique	MRI	11	39.84	41.10	40.24	41.10 (134'10")
	Bucci, Marco	ITA	1				DNS

TEMPERATURE 25C 77F

Man/Discus		Hommes/disque					
Qualifying Group 2/Aug. 08		Qualification groupe 2/08 Aout					
RANK	NAME	CTRY	ORDER	THROWS/LANCERS			RESULTS
RANG			ORDRE	1	2	3	RESULTATS
1	Wilkins, Mac	USA	5	60.54	65.86	*	65.86 (216'1") Q
2	Zerbini, Luciano	ITA	10	63.44	*	*	63.44 (208'2") Q
3	Fernholm, Stefan	SWE	6	-	62.84	*	62.84 (206'2") Q
4	Bums, Art	USA	1	62.60	*	*	62.60 (205'4") Q
5	De Bruin, Erik	HOL	3	60.76	61.06	61.56	61.56 (202') Q
6	Wagner, Alwin	FRG	7	-	61.56	-	61.56 (202') Q
7	Gray, Rob	CAN	2	56.38	56.62	59.34	59.34 (194'8")
8	Slaney, Richard	GBR	9	56.02	56.78	57.66	57.66 (189'2")
	Hamed, Mohamed	EGY	4	-	*	*	NM
	Hafsteinnsson, Vesteinn	ISL	8	59.02	55.98	59.58	59.58

TEMPERATURE 27C 80F

Men/Discus		Hommes/disque								
Final/Aug. 10		Finale/10 Aout								
RANK	NAME	CTRY	ORDER	THROWS/LANCERS			RESULTS			
RANG			ORDRE	1	2	3	4	5	6	RESULTATS
1	Danneberg, Rolf	FRG	2	64.74	-	63.64	66.60	-	66.22	66.60 (218'6")
2	Wilkins, Mac	USA	7	65.96	-	65.20	-	66.30	-	66.30 (217'6")
3	Powell, John	USA	6	64.68	63.34	64.12	64.06	65.14	65.46	65.46 (214'9")
4	Hjeltnes, Knut	NOR	4	64.72	62.40	65.28	63.78	62.50	64.32	65.28 (214'2")
5	Bums, Art	USA	11	63.72	-	-	-	63.32	64.98	64.98 (213'2")
6	Wagner, Alwin	FRG	8	61.82	62.76	62.70	63.94	61.16	64.72	64.72 (212'4")
7	Zerbini, Luciano	ITA	5	60.18	61.14	63.50	-	-	60.14	63.50 (208'4")
8	Fernholm, Stefan	SWE	1	63.08	-	62.20	63.22	62.20	59.82	63.22 (207'5")
9	De Bruin, Erik	HOL	12	56.88	62.32	60.10	-	-	-	62.32 (204'5")
10	Weir, Bob	GBR	3	59.86	61.36	-	-	-	-	61.36 (201'4")
11	Georgakopoulos, Konstanti	GRE	9	-	59.16	60.30	-	-	-	60.30 (197'10")
	Martino, Marco	ITA	10	-	-	-	-	-	-	-

TEMPERATURE 24C 75F

Hammer Throw		Marteau					
Qualifying Group 1/Aug. 05		Qualification groupe 1/05 Aout					
RANK	NAME	CTRY	ORDER	THROWS/LANCERS			RESULTS
RANG			ORDRE	1	2	3	RESULTATS
1	Ploghaus, Klaus	FRG	4	74.68	*	*	74.68 (245') Q
2	Sahner, Christoph	FRG	2	73.88	*	*	73.88 (242'5") Q
3	Tiainen, Juha	FIN	1	70.86	72.68	*	72.68 (238'5") Q
4	Urlando, Giampaolo	ITA	5	72.42	*	*	72.42 (237'7") Q
5	Mileham, Matt	GBR	6	71.80	-	-	71.80 (235'7") Q
6	Green, Bill	USA	10	71.38	70.96	70.80	71.38 (234'2") Q
7	Lindner, Johann	AUT	7	70.44	71.28	-	72.42 (237'7") Q
8	Logan, Jud	USA	11	71.14	-	71.18	71.18 (233'6")
9	Hegarty, Declan	IRL	9	-	70.56	-	70.56 (231'6")
10	Jimeno, Raul	ESP	8	66.38	65.92	65.86	66.38 (217'9")
11	McCullough, Conor	IRL	3	62.12	65.56	65.12	65.56 (215'1")

Minimum 12 plus ties for 12th place qualify; Qual. 72.00m/236' 3"

Hammer Throw		Marteau					
Qualifying Group 2/Aug. 05		Qualification groupe 2/05 Aout					
RANK	NAME	CTRY	ORDER	THROWS/LANCERS			RESULTS
RANG			ORDRE	1	2	3	RESULTATS
1	Riehm, Karl-Hans	FRG	10	75.50	*	*	75.50 (247'8") Q
2	Bianchini, Orlando	ITA	2	74.02	*	*	74.02 (242'10") Q
3	Huhtala, Harri	FIN	1	73.78	*	*	73.78 (242'1") Q
4	Ciofani, Walter	FRA	4	68.80	73.10	*	73.10 (239'10") Q
5	Weir, Bob	GBR	9	71.34	71.30	73.04	73.04 (239'7") Q
6	Girvan, Martin	GBR	3	72.66	*	*	72.66 (238'5") Q
7	Murofushi, Shigenobu	JPN	6	70.92	70.24	70.74	70.92 (232'8")
8	Serrani, Lucio	ITA	5	69.72	70.64	69.64	70.64 (231'9")
9	Toumi, Hakim	ALG	12	67.68	-	65.84	67.68 (222')
10	Burke, Ed	USA	7	-	67.52	-	67.52 (221'6")
11	Johnsen, Tore	NOR	8	65.16	63.24	65.72	65.72 (215'7")
	Bechard, Dominique	MRI	11	-	-	-	-

Minimum 12 athletes plus ties for 12th place qualify; Qual. 62.00m/203'5"

Hammer Throw		Marteau					
Qualifying Group 1/Aug. 08		Qualification groupe 1/08 Aout					
RANK	NAME	CTRY	ORDER	THROWS/LANCERS			RESULTS
RANG			ORDRE	1	2	3	RESULTATS
1	Danneberg, Rolf	FRG	2	59.66	63.48	*	63.48 (208'3") Q
2	Powell, John	USA	3	62.92	*	*	62.92 (206'5") Q
3	Georgakopoulos, Konstanti	GRE	7	60.74	60.66	60.94	60.94 (199'11") Q
4	Weir, Bob	GBR	4	-	-	60.92	60.92 (199'10") Q
5	Hjeltnes, Knut	NOR	9	60.80	59.32	-	60.80 (199'6") Q
6	Martino, Marco	ITA	5	59.58	60.76	-	60.76 (199'4") Q
7	Hartmann, Werner	FRG	10	57.90	59.88	59.92	59.92 (196'7")
8	Cooper, Brad	BAH	8	-	52.06	53.70	53.70 (176'2")
9	Smith, Henry	SAN	6	51.28	50.94	51.90	51.90 (170'3")
10	Bechard, Dominique	MRI	11	39.84	41.10	40.24	41.10 (134'10")
	Bucci, Marco	ITA	1				DNS

TEMPERATURE 25C 77F

**Hammer Throw**
Final/Aug. 06**Marteau**
Finale/06 Aout

RANK	NAME	CTRY	ORDER	THROWS/LANCERS						RESULTS
RANG			ORDRE	1	2	3	4	5	6	RESULTATS
1	Tiainen, Juha	FIN	11	70.56	72.64	78.08	74.54	75.26	75.82	78.08 (256'2")
2	Riehm, Karl-Hans	FRG	12	73.68	74.70	77.98	-	76.46	-	77.98 (255'10")
3	Ploghaus, Klaus	FRG	6	75.48	75.96	72.16	75.18	-	76.68	76.68 (251'7")
4	Bianchini, Orlando	ITA	2	72.18	72.12	74.70	73.42	75.94	73.78	75.94 (249'2")
5	Green, Bill	USA	8	-	72.68	74.76	67.70	75.60	72.12	75.60 (248')
6	Huhtala, Ham	FIN	7	74.34	74.44	73.86	74.72	73.10	75.28	75.28 (247')
7	Ciofani, Walter	FRA	3	-	71.86	73.46	-	71.20	68.86	73.46 (241')
8	Weir, Bob	GBR	10	71.16	-	72.62	-	-	-	72.62 (238'3")
9	Girvan, Martin	GBR	1	-	72.32	68.00	-	-	-	72.32 (237'3")
	Sahner, Christoph	FRG	4	-	-	-	-	-	-	
	Mileham, Matt	GBR	9	-	-	-	-	-	-	
	Urlando, Giampaolo	ITA	5	70.26	74.82	-	73.14	75.96	75.64	DQ

Note: *Urlando finished fourth at 75.96 (249'2") but was subsequently disqualified as his doping tests proved positive./Urlando termina en quatrième position à 75m96 avant d'être disqualifié en raison d'un résultat positif des tests de contrôle de dopage.*

Men/Javelin
Qualifying Group 1/Aug. 04**Hombres/javelot**
Qualification groupe 1/04 Aout

Minimum 12 plus ties for 12th place qualify; Qual. 83.00m/272'4"
Minimum 12 et les athletes ex aequo pour la 12 eme place se qualifient

RANK	NAME	CTRY	ORDER	THROWS/LANCERS			RESULTS
RANG			ORDRE	1	2	3	RESULTATS
1	Bradstock, Roald	GBR	8	79.52	81.08	83.06	83.06 (272'6") Q
2	Gambke, Wolfram	FRG	3	75.10	82.98	-	82.98 (272'3") Q
3	Olsen, Per Erling	NOR	12	82.46	-	-	82.46 (270'6") Q
4	Babits, Laslo	CAN	11	-	76.68	82.18	82.18 (269'7") Q
5	Yoshida, Masami	JPN	9	78.14	81.42	78.06	81.42 (267'1") Q
6	Vilhjalmsson, Einar	ISL	13	79.78	-	80.94	80.94 (265'7") Q
7	Lakafia, Jean-Paul	FRA	10	80.52	66.26	78.02	80.52 (264'2") Q
8	Atwood, Duncan	USA	1	77.08	79.34	-	79.34 (260'4") Q
9	Manninen, Raimo	FIN	2	79.26	-	-	79.26 (260')
10	De La Garza, Juan	MEX	6	78.80	-	79.16	79.16 (259'8")
11	Krdzalic, Bead	YUG	4	76.52	-	-	76.52 (251')
12	Malekwa, Zakayo	TAN	14	71.80	-	75.18	75.18 (246'8")
13	Ghesini, Agostino	ITA	7	72.16	63.92	72.96	72.96 (239'4")
14	Arop, Justin	UGA	5	69.76	66.30	-	69.76 (228'10")

Men/Javelin
Qualifying Group 2/Aug. 04**Hombres/javelot**
Qualification groupe 2/04 Aout

RANK	NAME	CTRY	ORDER	THROWS/LANCERS			RESULTS
RANG			ORDRE	1	2	3	RESULTATS
1	Petranoff, Tom	USA	7	85.96	*	*	85.96 (282') Q
2	Ottley, David	GBR	1	85.68	*	*	85.68 (281'1") Q
3	Haerkoenen, Arto	FIN	2	82.82	83.06	*	83.06 (272'6") Q
4	Eidebrink, Kenth	SWE	13	79.36	81.06	79.42	81.06 (265'11") Q
5	Lorentzen, Reidar	NOR	9	-	68.00	76.62	76.62 (251'4")
6	Saviniemi, Tero	FIN	11	-	76.46	-	76.46 (250'10")
7	Roller, Steven	USA	4	75.50	75.48	-	75.50 (247'8")
8	Mizoguchi, Kazuhiro	JPN	14	74.82	72.58	69.18	74.82 (245'6")
9	Mohammad, Rashid	PAK	6	72.48	70.76	74.58	74.58 (244'8")
10	Tafelmeier, Klaus	FRG	12	-	-	73.52	73.52 (241'2")
11	Chen, Hung-Yen	TPE	5	62.46	71.48	68.54	71.48 (234'6")
12	Singh, Gurtej	IND	8	63.62	70.08	69.32	70.08 (229'11")
13	Einarsson, Sigurdur O	ISL	10	69.82	66.68	67.02	69.82 (229'1")
		NZL	3	-	-	-	

Men/Javelin
Final/Aug. 05**Hombres/javelot**
Finale/05 Aout

RANK	NAME	CTRY	ORDER	THROWS/LANCERS						RESULTS
RANG			ORDRE	1	2	3	4	5	6	RESULTATS
1	Haerkoenen, Arto	FIN	7	-	78.74	84.34	86.76	-	-	86.76 (284'8")
2	Ottley, David	GBR	9	85.74	81.52	-	-	83.92	84.46	85.74 (281'3")
3	Eidebrink, Kenth	SWE	2	-	80.28	-	-	83.72	83.30	83.72 (274'8")
4	Gambke, Wolfram	FRG	11	82.00	82.46	-	78.88	-	72.08	82.46 (270'6")
5	Yoshida, Masami	JPN	3	-	81.98	-	81.98	77.92	81.66	81.98 (268'11")
6	Vilhjalmsson, Einar	ISL	5	80.44	77.66	79.22	81.58	-	79.26	81.58 (267'8")
7	Bradstock, Roald	GBR	6	70.20	81.22	78.22	76.68	-	78.82	81.22 (266'6")
8	Babits, Laslo	CAN	12	-	-	80.68	-	-	-	80.68 (264'8")
9	Olsen, Per Erling	NOR	1	73.64	-	78.98	-	-	-	78.98 (259'1")
10	Petranoff, Tom	USA	10	-	-	78.40	-	-	-	78.40 (257'3")
11	Atwood, Duncan	USA	8	72.54	78.10	-	-	-	-	78.10 (256'3")
12	Lakafia, Jean-Paul	FRA	4	-	-	70.86	-	-	-	70.86 (232'6")

TEMPERATURE 27C 81F

Decathlon
100M Heat 1/Aug. 08**Decathlon**
100m serie 1/08 Aout

RANK	LANE	NAME	CTRY	TIME	POINTS
RANG	COUL			TEMPS	
1	3	Coralie, Vivian	MRI	11.37	0717
2	6	Guu, Jin-Shoei	TPE	11.42	0705
3	5	Miller, Albert	FIJ	11.48	0692
4	7	Saleh, Mensser	QAT	11.51	0685
5	4	Diaz-Granillo, Angele	GUA	11.54	0679
6	2	Fernandez, Douglas	VEN	11.59	0668
7	8	Escauriza, Claudio	PAR	11.66	0652

WIND/VENT -0.6 M/SEC TEMPERATURE 25C 77F

Decathlon
100M Heat 2/Aug. 08**Decathlon**
100m serie 2/08 Aout

RANK	LANE	NAME	CTRY	TIME	POINTS
RANG	COUL			TEMPS	
1	5	Ruefenacht, Michele	SUI	10.72	0874
2	3	Lee, Fu-An	TPE	10.98	0809
3	7	Solorzano, Fidel	ECU	11.15	0768
4	2	Weng, Kangqiang	CHN	11.28	0738
5	4	Vetterli, Patrick	SUI	11.44	0701
6	6	Boreham, Colin	GBR	11.46	0696

WIND/VENT -0.7 M/SEC TEMPERATURE 25C 77F

Decathlon
100M Heat 3/Aug. 08**Decathlon**
100m serie 3/08 Aout

RANK	LANE	NAME	CTRY	TIME	POINTS
RANG	COUL			TEMPS	
1	7	Wooding, Jim	USA	11.04	0795
2	3	Hadfield, Peter	AUS	11.15	0768
3	6	Bright, Tim	USA	11.22	0752
4	5	Motti, William	FRA	11.28	0738
5	2	Crist, John	USA	11.33	0726
6	4	Werthner, Dr. Georg	AUT	11.41	0708

WIND/VENT -0.2 M/SEC TEMPERATURE 25C 77F

Decathlon
100M Heat 4/Aug. 08**Decathlon**
100m serie 4/08 Aout

RANK	LANE	NAME	CTRY	TIME	POINTS
RANG	COUL			TEMPS	
1	8	Thompson, Daley	GBR	10.44	0948
2	6	Kratschmer, Guido	FRG	10.80	0854
3	2	Hingsen, Juergen	FRG	10.91	0826
4	4	Mcstravick, Bradley	GBR	10.92	0824
5	5	Wentz, Siegfried	FRG	10.99	0807
6	3	Steen, Dave	CAN	11.20	0756
7	7	Skramstad, Trond	NOR	11.20	0756

WIND/VENT -1.0 M/SEC TEMPERATURE 25C 77F

Decathlon
Long Jump Group 1/Aug. 08**Decathlon**
Saut en longueur groupe 1/08 Aout

RANK	NAME	CTRY	START	1	2	3	BEST	POINTS
RANG			DEPART				MEIL	
1	Weng, Kangqiang	CHN	12	7.23	7.30	7.30	7.30 (23-11½)	0881
				-1.1	+1.2	+2.4		
2	Vetterli, Patrick	SUI	7	-	6.98	7.13	7.13 (23-4¾)	0846
					+1.8	+1.4		
3	Lee, Fu-An	TPE	9	6.81	7.00	-	7.00 (22-11¾)	0820
				+0.6	-1.4			
4	Solorzano, Fidel	ECU	13	6.99	6.62	6.92	6.99 (22-11¼)	0818
				-0.8	+1.6	+0.8		
5	Ruefenacht, Michele	SUI	11	6.96	6.93	6.90	6.96 (22-10)	0812
				-0.9	-1.6	-0.6		
6	Boreham, Colin	GBR	5	6.90	6.58	6.60	6.90 (22-7¾)	0800
				+1.6	-0.9	-1.2		
7	Guu, Jin-Shoei	TPE	2	6.89	-	6.83	6.89 (22-7¼)	0798
				+1.2	-0.6			
8	Fernandez, Douglas	VEN	6	6.57	6.45	6.74	6.74 (22-1½)	0765
				+1.2	-1.8	+1.9		
9	Saleh, Mensser	QAT	3	6.33	6.52	6.62	6.62 (21-8¾)	0740
				-0.6	-0.4	+0.6		
10	Escauriza, Claudio	PAR	4	5.86	-	6.51	6.51 (21-4¼)	0717
				+0.6	-1.6			
11	Diaz-Granillo, Angele	GUA	1	6.48	4.72	6.08	6.48 (21-3¾)	0710
				-2.4	-0.2	-1.8		
12	Miller, Albert	FIJ	10	-	6.32	-	6.32 (20-9)	0675
				-0.4				
13	Coralie, Vivian	MRI	8	5.38	5.69	5.84	5.84 (19-2)	0568
				+1.0	-0.4	+2.5		

TEMPERATURE 27C 80F



Decathlon **Decathlon**
400M Heat 4/Aug. 08 400m serie 4/08 Aout

RANK	LANE	NAME	CTRY	TIME	POINTS
RANG	COUL			TEMPS	
1	6	Thompson, Daley	GBR	46.97	0950
2	5	Wooding, Jim	USA	47.62	0917
3	8	Hingsen, Juergen	FRG	47.69	0914
4	3	Wentz, Siegfried	FRG	47.78	0909
5	4	Steen, Dave	CAN	48.09	0894
6	2	Motti, William	FRA	48.13	0892
7	7	Kratschmer, Guido	FRG	49.25	0839

TEMPERATURE 22C 70F

Decathlon **Decathlon**
110M Hurdles Heat 1/Aug. 09 110m haies serie 1/09 Aout

RANK	LANE	NAME	CTRY	TIME	POINTS
RANG	COUL			TEMPS	
1	2	Weng, Kangqiang	CHN	15.21	0826
2	7	Diaz-Granillo, Angele	GUA	16.02	0747
3	3	Fernandez, Douglas	VEN	16.05	0744
4	6	Saleh, Mensser	QAT	16.20	0730
5	1	Solorzano, Fidel	ECU	16.22	0728
6	4	Coralie, Vivian	MRI	16.39	0713
7	5	Escauriza, Claudio	PAR	17.51	0619

WIND/VENT -0.5 M/SEC TEMPERATURE 26C 78F

Decathlon **Decathlon**
110M Hurdles Heat 2/Aug. 09 110m haies serie 2/09 Aout

RANK	LANE	NAME	CTRY	TIME	POINTS
RANG	COUL			TEMPS	
1	6	Guu, Jin-Shoei	TPE	14.91	0858
2	3	Hadfield, Peter	AUS	15.05	0843
3	4	Vetterli, Patrick	SUI	15.14	0834
4	7	Miller, Albert	FIJ	15.36	0811
5	2	Boreham, Colin	GBR	15.48	0799
6	5	Lee, Fu-An	TPE	15.49	0798

WIND/VENT -0.9 M/SEC TEMPERATURE 26C 78F

Decathlon **Decathlon**
110M Hurdles Heat 3/Aug. 09 110m haies serie 3/09 Aout

RANK	LANE	NAME	CTRY	TIME	POINTS
RANG	COUL			TEMPS	
1	3	Wooding, Jim	USA	14.57	0896
2	5	Ruefenacht, Michele	SUI	14.57	0896
3	1	Motti, William	FRA	14.71	0880
4	5	Mcstravick, Bradley	GBR	15.01	0847
5	2	Crist, John	USA	15.01	0847
6	4	Werthner, Dr. Georg	AUT	15.36	0811
7	7	Steen, Dave	CAN	15.39	0808

WIND/VENT +0.5 M/SEC TEMPERATURE 26C 78F

Decathlon **Decathlon**
110M Hurdles Heat 4/Aug. 09 110m haies serie 4/09 Aout

RANK	LANE	NAME	CTRY	TIME	POINTS
RANG	COUL			TEMPS	
1	7	Hingsen, Juergen	FRG	14.29	0928
2	4	Thompson, Daley	GBR	14.34	0922
3	5	Wentz, Siegfried	FRG	14.35	0921
4	3	Bright, Tim	USA	14.52	0901
5	2	Kratschmer, Guido	FRG	14.66	0886
6	6	Skramstad, Trond	NOR	15.08	0840

WIND/VENT -1.1 M/SEC TEMPERATURE 26C 78F

Decathlon **Decathlon**
Discus Group 1/Aug. 09 Disque groupe 1/09 Aout

RANK	NAME	CTRY	STARTI	2	3	BEST	POINTS
RANG			DEPART			MEIL	
1	Escauriza, Claudio	PAR	11	47.76	-	47.16	47.76 (156-8) 0832
2	Ruefenacht, Michele	SUI	3	43.64	42.98	45.30	45.30 (148-7) 0787
3	Boreham, Colin	GBR	12	42.60	44.10	41.50	44.10 (144-8) 0765
4	Vetterli, Patrick	SUI	9	43.82	-	42.18	43.82 (143-9) 0759
5	Fernandez, Douglas	VEN	1	-	-	43.52	43.52 (142-9) 0754
6	Guu, Jin-Shoai	TPE	6	37.38	39.70	39.32	39.70 (130-3) 0680
7	Weng, Kangqiang	CHN	2	36.62	38.74	-	38.74 (127-1) 0660
8	Miller, Albert	FIJ	4	37.38	38.46	37.20	38.46 (126-2) 0655
9	Lee, Fu-An	TPE	7	35.66	-	37.10	37.10 (121-9) 0627
10	Saleh, Mensser	PAT	5	-	34.34	36.26	36.26 (118-11) 0610
11	Solorzano, Fidel	ECU	8	32.86	33.54	30.08	33.54 (110-0) 0552
12	Coralie, Vivian	MRI	10	30.82	-	32.92	32.92 (108-0) 0539
13	Diaz-Granillo, Angele	GUA	13	28.68	-	28.02	28.68 (94-1) 0444

TEMPERATURE 27C 80F

Decathlon **Decathlon**
Discus Group 2/Aug. 09 Disque groupe 2/09 Aout

RANK	NAME	CTRY	STARTI	2	3	BEST	POINTS
RANG			DEPART			MEIL	
1	Motti, William	FRA	1	50.92	*	*	50.92 (167-1) 0888
2	Hingsen, Juergen	FRG	2	49.80	50.82	47.18	50.82 (166-9) 0886
3	Wooding, Jim	USA	12	46.74	47.38	45.32	47.38 (155-5) 0825
4	Kratschmer, Guido	FRG	10	45.38	47.28	45.56	47.28 (155-1) 0823
5	Wentz, Siegfried	FRG	7	46.60	45.62	-	46.60 (152-11) 0811
6	Thompson, Daley	GBR	8	37.90	41.24	46.56	46.56 (152-9) 0810
7	Crist, John	USA	13	44.06	46.18	44.94	46.18 (151-6) 0803
8	Mcstravick, Bradley	GBR	6	43.14	45.54	42.90	45.54 (149-5) 0791
9	Steen, Dave	CAN	5	39.06	41.76	44.04	44.04 (144-6) 0763
10	Hadfield, Peter	AUS	4	43.36	42.82	-	43.36 (142-3) 0751
11	Bright, Tim	USA	9	41.74	38.56	40.50	41.74 (136-11) 0719
12	Werthner, Dr. Georg	AUT	11	40.06	-	41.18	41.18 (135-1) 0709
13	Skramstad, Trond	NOR	3	40.02	-	38.96	40.02 (131-3) 0686

TEMPERATURE 27C 79F

Decathlon **Decathlon**
Pole Vault Group 1/Aug. 09 Saut a la perche groupe 1/09 Aout

RANK	NAME	CTRY	ORDER	RESULT	POINTS
RANG			ORDRE	RESULTAT	
1	Guu, Jin-Shoei	TPE	1	4.90	(16-0¾) 1028
2	Vetterli, Patrick	SUI	6	4.50	(14-9) 0932
3	Lee, Fu-An	TPE	7	4.50	(14-9) 0932
4	Fernandez, Douglas	VEN	12	4.40	(14-5¼) 0909
5	Mcstravick, Bradley	GBR	10	4.30	(14-1¼) 0884
6	Ruefenacht, Michele	SUI	4	4.30	(14-1¼) 0884
7	Boreham, Colin	GBR	3	4.20	(13-9¼) 0859
8	Escauriza, Claudio	PAR	9	4.00	(13-1½) 0807
9	Saleh, Mensser	QAT	2	3.50	(11-5¾) 0672
10	Diaz-Granillo, Angele	GUA	8	3.30	(10-10) 0615
11	Solorzano, Fidel	ECU	13	3.10	(10-2) 0558
12	Coralie, Vivian	MRI	5	3.00	(9-10) 0528
	Miller, Albert	FIJ	11	NH	0000

Decathlon **Decathlon**
Pole Vault Group 1/Aug. 09 Saut a la perche groupe 1/09 Aout

RANK	NAME	CTRY	ORDER	HEIGHT OF THE BAR/HAUTEUR DE LA BARRE
RANG			ORDRE	
				340 350 370 380 400 410 420 430 440 450 460 470 480 490 500
1	Guu, Jin-Shoei	TPE	1	- - - - - - - - - 0 - XO XO 0 XXX
2	Vetterli, Patrick	SUI	6	- - - 0 0 - XXO 0 0 0 XXX
3	Lee, Fu-An	TPE	7	- - - - - - - - - 0 - 0 XXO XXX
4	Fernandez, Douglas	VEN	12	- - - - - XO - 0 - XO - XXX
5	Mcstravick, Bradley	GBR	10	- - - - - - - - - 0 - 0 XXX
6	Ruefenacht, Michele	SUI	4	- - - - XXO XO 0 0 0 XXX
7	Boreham, Colin	GBR	3	- - - 0 0 - XXO - XXX
8	Escauriza, Claudio	PAR	9	- - - - - 0 - XXX
9	Saleh, Mensser	PAT	2	- XXO XXX
10	Diaz-Granillo, Angele	GUA	8	XXX
11	Solorzano, Fidel	ECU	13	
12	Coralie, Vivian	MRI	5	
	Miller, Albert	FIJ	11	- - XXX

Decathlon **Decathlon**
Pole Vault Group 2/Aug. 09 Saut a la perche groupe 2/09 Aout

RANK	NAME	CTRY	ORDER	RESULT	POINTS
RANG			ORDRE	RESULTAT	
1	Bright, Tim	USA	1	5.40	(17-8½) 1143
2	Thompson, Daley	GBR	10	5.00	(16-4¾) 1052
3	Kratschmer, Guido	FRG	8	4.90	(16-0¾) 1028
4	Crist, John	USA	3	4.80	(15-9) 1005
	Steen, Dave	CAN	9	4.80	(15-9) 1005
6	Werthner, Dr. Georg	AUT	6	4.70	(15-5) 0981
7	Wooding, Jim	USA	5	4.60	(15-1) 0957
	Weng, Kangqiang	CHN	7	4.60	(15-1) 0957
9	Skramstad, Trond	NOR	2	4.50	(14-9) 0932
	Hingsen, Juergen	FRG	4	4.50	(14-9) 0932
	Hadfield, Peter	AUS	11	4.50	(14-9) 0932
	Wentz, Siegfried	FRG	12	4.50	(14-9) 0932
	Motti, William	FRA	13	4.50	(14-9) 0932

Decathlon **Decathlon**
Pole Vault Group 2/Aug. 09 Saut a la perche groupe 2/09 Aout

RANK	NAME	CTRY	ORDER	HEIGHT OF THE BAR/HAUTEUR DE LA BARRE
RANG			ORDRE	
				400 420 430 440 450 460 470 480 490 500 510
1	Bright, Tim	USA	1	- - - - - - - - - 0 - 0
2	Thompson, Daley	GBR	10	- - - - - 0 - XO - XXO 0 XXX
3	Kratschmer, Guido	FRG	8	- - - - - 0 - 0 XO XO XXX
4	Crist, John	USA	3	- - - 0 0 XO 0 0 XO XXX
	Steen, Dave	CAN	9	- - - - - 0 - XO XO XXX
6	Werthner, Dr. Georg	AUT	6	0 - - - - XO 0 XO XXX
7	Wooding, Jim	USA	5	- - - 0 - - XXO XXX
	Weng, Kangqiang	CHN	7	- - - 0 - - XXO XXX
9	Skramstad, Trond	NOR	2	- - - 0 - XO XXX
	Hingsen, Juergen	FRG	4	- - - - - XXO - XXX
	Hadfield, Peter	AUS	11	- XO - - - XO - XXX
	Wentz, Siegfried	FRG	12	- - - XO - 0 - XXX
	Motti, William	FRA	13	0 0 - 0 0 XXX

Decathlon
Javelin Group 1/Aug. 09

RANK RANG	NAME	CTRY	START DEPART	1	2	3	BEST MEIL	POINTS
1	Motti, William	FRA	6	62.20	59.24	63.76	63.76 (209-2)	0807
2	Skramstad, Trond	NOR	2	-	54.94	-	54.94 (180-3)	0698
3	Solorzano, Fidel	ECU	3	-	45.44	48.66	48.66 (159-8)	0615
4	Diaz-Granillo, Angele	GUA	1	-	35.92	47.96	47.96 (157-4)	0605
5	Saleh, Mensser	QAT	4	-	-	45.02	45.02 (147-8)	0564
6	Coralie, Vivian	MRI	5	41.58	36.60	38.26	41.58 (136-5)	0514

TEMPERATURE 27C 80F

Decathlon
Javelin Group 2/Aug. 09

RANK RANG	NAME	CTRY	START DEPART	1	2	3	BEST MEIL	POINTS
1	Werthner, Dr. Georg	AUT	6	71.72	65.58	76.96	76.96 (252-6)	0956
2	Weng, Kangqiang	CHN	10	64.66	69.72	-	69.72 (228-9)	0876
3	Wentz, Siegfried	FRG	9	-	67.68	-	67.68 (222-0)	0853
4	Escauriza, Claudio	PAR	5	64.16	-	-	64.16 (210-6)	0811
5	Mcstravick, Bradley	GBR	8	46.28	61.54	60.08	61.54 (201-11)	0780
6	Hingsen, Juergen	FRG	4	51.84	60.44	58.74	60.44 (198-3)	0767
7	Wooding, Jim	USA	1	57.20	-	55.14	57.20 (187-8)	0726
8	Hadfield, Peter	AUS	2	-	-	55.22	55.22 (181-2)	0701
9	Ruefenacht, Michele	SUI	3	53.62	55.10	51.94	55.10 (180-9)	0700
10	Boreham, Colin	GBR	7	52.34	52.66	-	52.66 (172-9)	0668

TEMPERATURE 26C 80F

Decathlon
Javelin Group 3/Aug. 09

RANK RANG	NAME	CTRY	START DEPART	1	2	3	BEST MEIL	POINTS
1	Kratschmer, Guido	FRG	1	66.48	69.40	-	69.40 (227-8)	0872
2	Fernandez, Douglas	VEN	3	61.78	67.12	64.40	67.12 (220-2)	0846
3	Thompson, Daley	GBR	5	65.24	-	63.36	65.24 (214-0)	0824
4	Vetterli, Patrick	SUI	4	64.64	64.66	58.96	64.66 (212-2)	0817
5	Guu, Jin-Shoei	TPE	6	57.90	62.36	-	62.36 (204-7)	0790
6	Crist, John	USA	9	-	61.88	58.88	61.88 (203-0)	0784
7	Steen, Dave	CAN	2	55.94	56.92	-	56.92 (186-9)	0723
8	Lee, Fu-An	TPE	7	53.54	54.96	-	54.96 (180-4)	0698
9	Bright, Tim	USA	8	49.72	53.66	51.58	53.66 (176-0)	0681

TEMPERATURE 25C 76F

Decathlon
1500M Heat 1/Aug. 09

RANK RANG	NAME	CTRY	START DEPART	TIME TEMPS	POINTS
1	Fernandez, Douglas	VEN	11	4:23.96	0631
2	Mcstravick, Bradley	GBR	5	4:25.15	0623
3	Hadfield, Peter	AUS	2	4:25.90	0617
4	Diaz-Granillo, Angele	GUA	9	4:26.11	0615
5	Coralie, Vivian	MRI	10	4:26.26	0614
6	Boreham, Colin	GBR	4	4:32.50	0573
7	Weng, Kawqiang	CHN	1	4:34.10	0562
8	Saleh, Mensser	QAT	8	4:35.64	0552
9	Skramstad, Trond	NOR	13	4:43.02	0506
10	Lee, Fu-An	TPE	6	4:45.87	0489
11	Guu, Jin-Shoei	TPE	3	4:50.75	0460
12	Solorzano, Fidel	ECU	12	5:07.38	0369
	Escauriza, Claudio	PAR	7	DNF	0000

Decathlon
1500M Heat 2/Aug. 09

RANK RANG	NAME	CTRY	START DEPART	TIME TEMPS	POINTS
1	Werthner, Dr. Georg	AUT	10	4:16.41	0685
2	Steen, Dave	CAN	11	4:17.70	0676
3	Hingsen, Juergen	FRG	4	4:22.60	0641
4	Crist, John	USA	6	4:23.78	0632
5	Wooding, Jim	USA	5	4:28.31	0600
6	Wentz, Siegfried	FRG	12	4:33.96	0563
7	Thompson, Daley	GBR	9	4:35.00	0556
8	Motti, William	FRA	2	4:35.15	0555
9	Ruefenacht, Michele	SUI	8	4:39.47	0527
10	Kratschmer, Guido	FRG	7	4:47.99	0476
11	Bright, Tim	USA	3	4:49.27	0469
12	Vetterli, Patrick	SUI	1	4:55.06	0435

Decathlon
Summary/Aug. 09

RANK RANG	NAME	CTRY	100	LJ	SP	HJ	400	110H	DT	PV	JT	1500	POINTS
1	Thompson, Daley	GBR	10.44	8.01	15.72	2.03	46.97	14.34	46.56	5.00	65.24	4:35.00	8797
2	Hingsen, Juergen	FRG	10.91	7.80	15.87	2.12	47.69	14.29	50.82	4.50	60.44	4:22.60	8673
3	Wentz, Siegfried	FRG	10.99	7.11	15.87	2.09	47.78	14.35	46.60	4.50	67.68	4:33.96	8412
4	Kratschmer, Guido	FRG	10.80	7.40	15.93	1.94	49.25	14.66	47.28	4.90	69.40	4:47.99	8326
5	Motti, William	FRA	11.28	7.45	14.42	2.06	48.13	14.71	50.92	4.50	63.76	4:35.15	8266
6	Crist, John	USA	11.33	6.98	14.05	2.06	48.45	15.01	46.18	4.80	61.88	4:23.78	8130
7	Wooding, Jim	USA	11.04	7.01	13.90	1.97	47.62	14.57	47.38	4.60	57.20	4:28.31	8091
8	Steen, Dave	CAN	11.20	7.41	12.57	2.03	48.09	15.39	44.04	4.80	56.92	4:17.70	8047
9	Werthner, Dr. Georg	AUT	11.41	6.96	13.80	1.94	49.44	15.36	41.18	4.70	76.96	4:16.41	8012
10	Ruefenacht, Michele	SUI	10.72	6.96	13.86	2.00	48.63	14.57	45.30	4.30	55.10	4:39.47	7924
11	Mcstravick, Bradley	GBR	10.92	6.82	13.38	1.94	48.68	15.01	45.54	4.30	61.54	4:25.15	7890
12	Bright, Tim	USA	11.22	6.75	13.80	2.00	48.87	14.52	41.74	5.40	53.66	4:49.27	7862
13	Vetterli, Patrick	SUI	11.44	7.13	13.88	2.03	49.83	15.14	43.82	4.50	64.66	4:55.06	7739
14	Hadfield, Peter	AUS	11.15	7.13	13.68	1.76	48.50	15.05	43.36	4.50	55.22	4:25.90	7683
15	Weng, Kangqiang	CHN	11.28	7.30	12.45	1.88	50.52	15.21	38.74	4.60	69.72	4:34.10	7662
16	Guu, Jin-Shoei	TPE	11.42	6.89	12.76	2.03	50.59	14.91	39.70	4.90	62.36	4:50.75	7629
17	Skramstad, Trond	NOR	11.20	7.18	14.20	1.85	49.25	15.08	40.02	4.50	54.94	4:43.02	7579
18	Fernandez, Douglas	VEN	11.59	6.74	13.12	1.88	49.83	16.05	43.52	4.40	67.12	4:23.96	7553
19	Lee, Fu-An	TPE	10.98	7.00	13.02	2.03	49.67	15.49	37.10	4.50	54.96	4:45.87	7541
20	Boreham, Colin	GBR	11.46	6.90	13.51	1.97	50.19	15.48	44.10	4.20	52.66	4:32.50	7485
21	Saleh, Mensser	QAT	11.51	6.62	11.54	1.88	52.04	16.20	36.26	3.50	45.02	4:35.64	6589
22	Escauriza, Claudio	PAR	11.66	6.51	14.10	1.82	53.06	17.51	47.76	4.00	64.16	DNF	6546
23	Solorzano, Fidel	ECU	11.15	6.99	10.09	1.94	49.24	16.22	33.54	3.10	48.66	5:07.38	6519
24	Diaz-Granillo, Angele	GUA	11.54	6.48	9.62	1.91	52.08	16.02	28.68	3.30	47.96	4:26.11	6342
25	Coralie, Vivian	MRI	11.37	5.84	9.79	1.82	51.28	16.39	32.92	3.00	41.58	4:26.26	6084
	Miller, Albert	FIJ	11.48	6.32	13.07	1.91	50.22	15.36	38.46				5076

Men/1500M Wheelchair
Final Aug. 11Hommes/1500m chaise roulante
Finale/11 Aout

RANK RANG	NAME	CTRY	RESULT RESULTAT
1	Van Winkel, Paul	BEL	3:58.50
2	Snow, Randy	USA	4:00.02
3	Viger, Andre	CAN	4:00.47
4	Fitzgerald, Mel	CAN	4:00.65
5	Geider, Jeurgien	FRG	4:00.71
6	Trotter, Peter	AUS	4:00.83
7	Hansen, Rick	CAN	4:02.75
8	Martinson, Jim	USA	4:21.37

TEMPERATURE 27C 80F

Baseball/Base-ball

Officials	International Association of Amateur Baseball (IAABA)	LAOOC Administrative Staff/Personnel Administratif de LAOOC
	President/president	Commissioner/commissaire
	Secretary-General/secretaire-general	Competition Director
	Technical Deligates/delegates techniques	Venue Manager/manager de la venue
		Sports Manager/manager du sport
	Robert E. Smith (USA)	Ron Lane
	Jesus Chirinos (VEN)	Mike Fox
	Oswaldo Gil (PUR)	Chris Vatcher
	Jack Stallings (USA)	Scott Le Tellier

Participants/Participants


Men Hommes	Competitors Competiteurs	Countries Pays
	160	8

Legend/Legende

*	team shutout/jeu blanc pour une équipe	LF	left fielder/joueur de champ gauche
1B	first baseman/joueur de premier but	LHP	left hand pitcher/lanceur gaucher
2B	second baseman or doubles/joueur de 2 ^{ème} but ou double	LOB	left on base/laisé sur but
3B	third baseman or triples/joueur de 3 ^{ème} but ou triple	L,R,S	left, right or switch hitter/frappeur gaucher, droitier, ambidextre
AB	at bats/au bâton	NO	uniform number/numéro de tenue
BB	base on balls/lancers résultant en gain de but	OF	outfielder/volteur
C	catcher/receveur	PB	passed ball/balle passée
CF	center fielder/joueur de centre	PH	pinch hitter/frappeur auxiliaire
CG	complete games/parties complètes	POS	position/position
DH	designated hitter/frappeur de choix	PR	pinch runner/coureur suppléant
DP	double play/double jeu/retrait	R	runs scored/points marqués
E	errors/erreurs	RBI	runs batted in/points produits
ER	earned runs/points mérités	RF	right fielder/joueur de champ droitier
ERA	earned run average/moyenne de points mérités	RHP	right hand pitcher/lanceur droitier
G	games/matches	S	sacrifice/sacrifice
GP	games played/matches joués	SB	stolen bases/buts volés
GS	games started/matches commencés	SF	sacrifice fly/ballons sacrifice
GW-RBI	game winning RBI/point produit pour donner la victoire	SHO	shutouts/jeux blancs
H	hits/coups sûrs	SO	strikeouts/retraits au bâton
HBP	hit by pitch/touché par une balle lancée	SS	short stop/arrêt court
HR	home runs/coups de circuit	SV	save/victoire préservée
IF	infielder/joueur d'avant-champ	W	winning pitcher/lanceur gagnant
IP	innings pitched/manches lancées	WP	wild pitch/mauvais lancer
L	losing pitcher/lanceur perdant		

**Dodger Stadium,
Los Angeles (56,000)**





Baseball

Base-ball

Preliminary Pool White Division Results Game 01/July 31

Poule preliminaire division blanche Resultats partie 01/31 Juil

NO	POS	NAME	AB	R	H	RBI	NO	POS	NAME	AB	R	H	RBI
ITA			DOM										
9	2B	Gagliano, Paolo	4	1	2	1	2B		Guerreo, Orlando	2	2	1	1
4	CF	Talarico, Mark	4	2	1	17	DH		Sanchez, Antonio	4	1	2	3
14	RF	Carelli, Giuseppe	3	2	0	22	SS		Crispin, Ivan	4	0	0	0
32	DH	Bianchi, Roberto	5	2	4	21	RF		Paniagua, Hector	4	0	0	2
25	3B	Guggiana, Johnnyjoseph	4	1	1	5	1B		Gomez, Pedro	4	0	1	0
24	1B	Marco, David	2	0	0	30	3B		Taveras, Aristides	3	1	1	0
23	PH	Manzini, Stefano	2	0	1	24	C		Getbal, Junio	4	1	0	0
5	LF	Trinci, Guglielmo	5	0	0	23	CF		Reyes, Bernardo	4	2	3	1
22	C	Lo Nero, Anthony	5	1	3	8	LF		Mota, Miguel	4	0	1	0
3	SS	Romano, Michele	4	1	2								
Totals			38	10	14	8				33	7	9	7

					R	H	E
ITA	0	0	1	0	0	2	0
DOM	1	2	0	0	2	0	0
					7	9	1

GW-RBI	ITA	NAME	PITCHERS/LANCEURS	IP	H	R	ER	BB	SO
DP	DOM 1	Bianchi, Roberto		7.0	6	5	5	5	4
E	DOM	Taveras, Aristides	42 ITA Farina, David	2.0	3	3	2	2	2
2B	DOM	Gagliano, Paolo	16 ITA Fochi, Massimo						
HR	ITA	Sanchez, Antonio	Totals	9.0	9	4	4	4	8
HR	ITA	Bianchi, Roberto							
HR	ITA	Guggiana, Johnnyjoseph							
HR	ITA	Gagliano, Paolo	33 DOM Lora, Secundina	6.2	8	3	3	1	1
S	DOM	Guggiana, Johnnyjoseph	14 DOM Gomez, Victor	0.1	1	2	0	1	0
S	DOM	Sanchez, Antonio	4 DOM Olivo, Jory	0.1	0	0	0	0	0
SB	ITA	Gagliano, Paolo	34 DOM Florentino, Jose	L 1.0	3	5	5	2	0
SB	ITA	Gagliano, Paolo	16 DOM Domitilo, Nicholas	0.2	2	0	0	0	0
SB	DOM	Reyes, Bernardo	Totals	9.0	14	10	8	4	1
SF	ITA	Manzini, Stefano							
SF	DOM	Paniagua, Hector	WP ITA Fochi, Massimo						
SF	ITA	Gagliano, Paolo							
LOB	ITA	Di Marco, David							
LOB	ITA 7, DOM 8								

TIME/TEMPS: 3:00

Preliminary Pool Blue Division Results Game 03/Aug. 01

Poule preliminaire division bleue Resultats partie 03/01 Aout

NO	POS	NAME	AB	R	H	RBI	NO	POS	NAME	AB	R	H	RBI
CAN			NCA										
9	CF	Mc Phail, Doug	4	0	1	0	7	2B	Medina, Julio	5	1	1	0
7	3B	Ivan, John	6	0	0	0	12	CF	Garcia, Fabio	4	0	1	0
8	1B	Downes, Larry	6	0	4	0	4	CF	Cardenas, Leonardo	0	0	0	0
22	C	Thomson, Rob	6	0	0	0	19	1B	Espino, Roberto	3	0	0	0
3	RF	Mann, Scott	5	0	1	0	3	1B	Sanchez, Julio	2	0	1	0
23	LF	Maxwell, Scott	4	2	2	0	31	DH	Garmendez, Juan	3	0	0	0
6	DH	Andrulis, Henry	4	0	1	0	6	3B	Delgado, Ariel	5	0	2	1
12	SS	McCullough, Bob	5	0	0	0	16	LF	Taylor, Richard	4	1	1	0
4	2B	Nelson, Tom	5	1	2	1	26	C	Guzman, Jose	4	0	0	0
							22	PH	Miranda, Jaime	0	0	0	0
							1	RF	Cruz, Jose	4	1	1	1
							21	SS	Munoz, Arnoldo	5	1	2	2
Totals			45	3	11	1				39	4	9	4

					R	H	E
CAN	0	1	0	0	0	0	0
NCA	1	1	0	0	0	0	0
					3	11	0
					4	9	2

GW-RBI	NCA	NAME	PITCHERS/LANCEURS	IP	H	R	ER	BB	SO
DP	CAN 1, NCA 1	Medina, Julio	16 CAN Heisler, Rod	10.0	8	2	2	4	6
E	NCA	Munoz, Arnoldo	29 CAN Wooden, Mark	L 1.2	1	2	2	0	2
2B	NCA	Medina, Julio	Totals	11.2	9	4	4	4	8
2B	CAN	Maxwell, Scott							
HR	CAN	Downes, Larry	15 NCA Moya, Julio	W 12.0	11	3	1	2	4
HR	NCA	Cruz, Jose							
S	NCA	Munoz, Arnoldo	Totals	12.0	11	3	1	2	4
S	CAN	Maxwell, Scott							
S	CAN	Mc Phail, Doug							
S	NCA	Miranda, Jaime	HBP NCA Taylor, Richard						
SB	CAN	Nelson, Tom	WP NCA Moya, Julio						
LOB	CAN 10, NCA 6								

TIME/TEMPS: 3:02

Preliminary Pool White Division Results Game 02/July 31

Poule preliminaire division blanche Resultats partie 02/31 Juil

NO	POS	NAME	AB	R	H	RBI	NO	POS	NAME	AB	R	H	RBI
TPE			USA										
5	SS	Wu, Fu-Lien	4	0	1	0	5	CF	McDowell, Oddibe	3	0	0	0
6	3B	Lin, Hua-Wei	4	1	2	0	28	RF	Gwynn, Chris	4	0	1	0
4	RF	Lin, I-Tseng	3	0	0	1	23	DH	Clark, William	4	0	2	1
25	DH	Chao, Shih-Chiang	4	0	0	0	41	1B	Mc Gwire, Mark	4	0	1	0
13	LF	Li, Chih-Chun	3	0	0	0	25	3B	Snyder, James	4	0	1	0
3	2B	Yeh, Chih-Shien	3	0	0	0	35	LF	Mack, Shane	3	0	0	0
33	CF	Lee, Chu-Ming	3	0	0	0	20	C	Marzano, John	4	1	2	1
8	C	Twu, Jong-Nan	1	0	1	0	10	SS	Green, Gary	3	0	0	0
21	PR	Chiang, Tai-Chuan	0	0	0	0	3	2B	Alfaro, Flavio	3	1	2	0
22	C	Tseng, Chi-Chen	0	0	0	0							
18	1B	Yang, Ching-Long	2	0	0	0							
19	1B	Sung, Yung-Tai	1	0	0	0							
Totals			28	1	4	1				32	2	9	2

					R	H	E
TPE	0	0	0	1	0	0	0
USA	0	0	0	0	0	2	0
					2	9	2

GW-RBI	USA	NAME	PITCHERS/LANCEURS	IP	H	R	ER	BB	SO
DP	TPE 1	Clark, William		8.0	9	2	1	1	12
E	USA	Hoover, John	23 TPE Kuo, Tai-Yuan	L 8.0	9	2	1	1	12
2B	USA	Marzano, John	Totals	8.0	9	2	1	1	12
2B	TPE	Yang, Ching-Long							
HR	USA	Lin, Hua-Wei	18 USA Hoover, John	W 9.0	4	1	0	3	5
SF	TPE	Marzano, John	Totals	9.0	4	1	0	3	5
SF	TPE	Lin, I-Tseng							
LOB	TPE 4, USA 8		HBP USA Mack, Shane						

ATTENDANCE/ATTENDANCE: 52,319

TIME/TEMPS: 2:19

Preliminary Pool Blue Division Results Game 04/Aug. 01

Poule preliminaire division bleue Resultats partie 04/01 Aout

NO	POS	NAME	AB	R	H	RBI	NO	POS	NAME	AB	R	H	RBI
JPN			KOR										
20	C	Shimada, Munehiko	4	0	1	0	16	LF	Lee, Soon Chul	4	0	0	0
2	2B	Shoda, Kozo	3	1	2	0	12	CF	Park, Heung-Sik	4	0	0	0
25	CF	Kumano, Terumitsu	4	0	0	0	4	2B	Kang, Ki-Woong	3	0	0	0
7	RF	Arai, Yukio	4	0	1	0	3	DH	Lee, Kang-Don	3	0	0	0
23	1B	Fukumoto, Katsuyuki	3	1	1	1	23	DH	Choy, Kai-Young	0	0	0	0
22	DH	Hata, Shinji	2	0	0	0	6	3B	Kim, Yong-Kuk	3	0	1	0
5	DH	Ueda, Kazuaki	1	0	1	0	27	1B	Kim, Hyoung-Suk	2	0	0	0
27	LF	Morita, Noboru	2	0	1	1	7	1B	Ahn, Un-Hak	2	0	1	0
3	3B	Urahigashi, Yasushi	4	0	0	0	9	RF	Lee, Jong-Doo	2	0	0	0
4	SS	Morita, Yoshihiko	2	0	1	0	24	C	Kim, Young-Sin	3	0	0	0
							5	SS	Yoo, Joong-Il	3	0	0	0
Totals			29	2	8	2				29	0	2	0

					R	H	E
JPN	0	0	0	1	0	0	1
KOR	0	0	0	0	0	0	0
					2	8	2
					0	2	0

GW-RBI	JPN	NAME	PITCHERS/LANCEURS	IP	H	R	ER	BB	SO			
DP	KOR 1	Fukumoto, Katsuyuki		12	JPN	Yoshida, Yukio	W 6.1	1	0	0	1	4
E	JPN	Morita, Yoshihiko	16 JPN Miyamoto, Kazutomo	1.2	0	0	0	3	2			
2B	JPN	Fukumoto, Katsuyuki	14 JPN Ito, Akimitsu	1.0	1	0	0	0	1			
SF	JPN	Shoda, Kozo	Totals	9.0	2	0	0	4	7			
S	JPN	Fukumoto, Katsuyuki										
S	JPN	Morita, Noboru										
S	JPN	Morita, Yoshihiko	11 KOR Sun, Dong-Ryeul	L 5.1	5	1	1	1	2			
S	JPN	Morita, Noboru	28 KOR Park, Noh-Jun	2.2	2	0	0	0	1			
LOB	JPN 6, KOR 6		15 KOR Oh, Myong-Lok									



Preliminary Pool White Division
Results Game 05/Aug. 02

Poule preliminaire division blanche
Resultats partie 05/02 Aout

NO	POS	NAME	AB	R	H	RBI	NO	POS	NAME	AB	R	H	RBI
DOM													
1	2B	Guerreo, Orlando	3	0	1	0	13	LF	Li, Chih-Chun	4	2	2	0
12	2B	Pans, Francisco	1	0	0	0	19	LF	Sung, Yung-Tai	1	0	0	0
17	DH	Sanchez, Antonio	4	0	0	0	5	SS	Wu, Fu-Lien	5	2	3	2
22	SS	Crispin, Ivan	4	0	0	0	6	3B	Lin, Hua-Wei	3	0	1	0
21	RF	Paniagua, Hector	3	0	1	0	37	3B	Wu, Te-Shen	1	0	0	0
5	1B	Gomez, Pedro	4	1	1	0	25	1B	Chao, Shih-Chiang	3	0	0	1
30	3B	Taveras, Aristides	4	0	2	1	21	DH	Chiang, Tai-Chuan	5	2	3	1
24	C	Gelbal, Junio	3	0	1	0	4	RF	Lin, I-Tseng	3	2	1	0
23	CF	Reyes, Bernardo	3	0	0	0	10	RF	Tsai, Sen-Fong	1	0	0	0
8	LF	Mota, Miguel	2	0	0	0	3	2B	Yeh, Chih-Shien	3	1	1	0
15	C	Santana, Abad	1	0	0	0	40	2B	Leu, Wen-Sheng	2	0	0	0
TPE													
Totals													
R H E													
DOM 0 0 0 0 0 0 0 1 1 6 5													
TPE 0 5 7 0 0 0 0 1 X 3 16 2													

GW-RBI	NAME	PITCHERS/LANCEURS	IP	H	R	ER	BB	SO
DP	DOM 1, TYP 2	4 DOM Olivo, Jony	L 1.1	6	5	4	0	1
E	DOM Reyes, Bernardo	11 DOM Martinez, Ramon	0.2	4	5	4	1	1
	DOM Mota, Miguel	10 DOM Almonte, Rafael	6.0	6	3	2	1	2
	DOM Gelbal, Junio	Totals	8.0	16	13	10	2	4
	TPE Twu, Jong-Nan	34 TPE Chuang, Sheng-Hsiung	4.0	4	0	0	0	3
	DOM Crispin, Ivan (2)	20 TPE Tu, Fu-Ming	W 2.0	0	0	0	0	2
	TPE Leu, Wen-Sheng	17 TPE Liu, Chiu-Lung	2.0	0	0	0	1	1
2B	TPE Lee, Chu-Ming	35 TPE Tu, Hung-Chin	1.0	2	1	1	0	1
	TPE Li, Chih-Chun	Totals	9.0	6	1	1	1	7
	DOM Taveras, Aristides	HBP TPE Lin, Hua-Wei						
SB	TPE Wu, Fu-Lien (3)	DOM Gelbal, Junio						
	TPE Lee, Chu-Ming	WP DOM Olivo, Jony						
SF	TPE Chao, Shih-Chiang	DOM Martinez, Ramon						
LOB	DOM 6, TPE 7							
TIME/TEMPS : 2:32								

Preliminary Pool White Division
Results Match 06/Aug. 02

Poule preliminaire division blanche
Resultats match 06/02 Aout

NO	POS	NAME	AB	R	H	RBI	NO	POS	NAME	AB	R	H	RBI
USA													
5	CF	McDowell, Oddibe	5	3	3	5	9	CF	Gagliano, Paolo	4	0	0	0
35	RF	Mack, Shane	5	2	3	2	4	LF	Talarico, Mark	2	0	0	0
23	LF	Clark, William	5	1	2	3	23	LF	Manzini, Stefano	2	0	2	0
28	RF	Gwynn, Chris	1	0	0	0	14	RF	Carelli, Giuseppe	3	1	1	0
41	1B	McGwire, Mark	6	1	1	0	32	DH	Bianchi, Roberto	2	0	1	0
25	3B	Snyder, James	5	1	1	0	15	DH	Turcio, Robert John	1	0	0	0
33	DH	Caffrey, Robert	3	2	1	1	25	3B	Guggiana, Johnnyjoseph	1	0	0	0
10	SS	Green, Gary	6	2	3	0	26	3B	Costa, Giovanni	2	0	0	0
3	2B	Alfaro, Flavio	4	2	2	2	24	1B	DiMarco, David	2	0	1	1
22	2B	Larkin, Barry	1	0	0	0	5	1B	Trinci, Guglielmo	2	0	1	0
24	C	Surhoff, William	4	2	2	2	22	C	Lo Nero, Anthony	4	0	0	0
20	C	Marzano, John	1	0	0	0	3	SS	Romano, Michele	3	0	1	0
ITA													
Totals													
R H E													
USA 9 0 0 1 2 3 0 1 0 16 18 1													
ITA 0 0 0 1 0 0 0 0 0 1 7 2													

GW-RBI	NAME	PITCHERS/LANCEURS	IP	H	R	ER	BB	SO
DP	USA 2 Mack, Shane	15 USA Bankhead, Michael	W 5.0	3	1	0	1	4
E	USA Green, Gary	11 USA Dunne, Michael	2.0	1	0	0	2	4
	ITA Guggiana, Johnnyjoseph	31 USA Pacillo, Patrick	1.0	1	0	0	1	1
	ITA Gagliano, Paolo	29 USA August, Donald	1.0	2	0	0	0	0
2B	USA Caffrey, Robert	Totals	9.0	7	1	0	4	9
	USA Mack, Shane	12 ITA Colabello, Louia P.	L 0.1	7	9	9	1	0
HR	USA Mack, Shane	10 ITA Ceccaroli, Paolo	4.2	7	6	5	3	1
	USA Clark, William	21 ITA Man, Roberto	3.0	4	1	1	0	2
	USA McDowell, Oddibe	15 ITA Turcio, Robert John	1.0	0	0	0	0	0
LOB	USA 9, ITA 8	Totals	9.0	18	16	15	4	3
		WP ITA Colabello, Louia P.						
		ITA Ceccaroli, Paolo						
		HBP USA Caffrey, Robert						
TIME/TEMPS : 2:49								

ATTENDANCE/ATTENDANCE : 48,491

Preliminary Pool Blue Division
Results Game 07/Aug. 03

Poule preliminaire division bleue
Resultats partie 07/03 Aout

NO	POS	NAME	AB	R	H	RBI	NO	POS	NAME	B	R	H	RBI
KOR													
23	LF	Choy, Kai-Young	2	1	1	1	10	DH	Heerney, Joe	4	0	0	0
12	CF	Park, Heung-Sik	3	0	1	0	8	1B	Downes, Larry	4	0	1	0
14	PH	Baek, In-Ho	1	0	0	0	23	LF	Maxwell, Scott	4	0	0	0
16	CF	Lee, Soon-Chul	0	0	0	0	3	RF	Mann, Scott	3	1	1	0
4	2B	Kang, Ki-Woong	5	0	1	1	7	3B	Ivan, John	4	0	0	0
3	DH	Lee, Kang-Don	3	0	0	0	22	C	Thomson, Rob	4	0	1	1
6	3B	Kim, Yong-Kuk	4	0	0	0	9	CF	Mc Phail, Doug	3	0	1	0
27	1B	Kim, Hyoung-Suk	2	1	1	0	12	SS	McCullough, Bob	3	0	0	0
9	RF	Lee, Jong-Doo	3	1	0	0	4	2B	Nelson, Tom	3	0	0	0
24	C	Kim, Young-Sin	4	0	1	0							
5	SS	Yoo, Joong-Il	4	0	3	1							
Totals													
R H E													
KOR 1 2 0 0 0 0 0 0 3 8 1													
CAN 0 0 0 1 0 0 0 0 1 4 0													

GW-RBI	NAME	PITCHERS/LANCEURS	IP	H	R	ER	BB	SO
DP	CAN 2 Kang, Ki-Woong	26 KOR Han, Hee-Min	L 1.1	4	1	1	1	4
E	KOR Choy, Kai-Young	10 KOR Yoon, Hak-Kil	5.0	0	0	0	0	3
2B	CAN McPhail, Doug	Totals	9.0	4	1	1	1	7
	CAN Mann, Scott	21 CAN Kuzminski, Barry	1.1	4	3	3	3	1
S	KOR Choy, Kai-Young	27 CAN Patenaude, Alain	7.0	4	0	0	4	6
LOB	KOR 9, CAN 5	15 CAN Wilson, Steve	0.1	0	0	0	0	1
		29 CAN Wooden, Mark	0.1	0	0	0	0	0
		Totals	9.0	8	3	3	7	8
		WP KOR Yoon, Hak-Kil						
		CAN Patenaude, Alain (2)						
TIME/TEMPS : 2:48								

Preliminary Pool Blue Division
Results Game 08/Aug. 03

Poule preliminaire division bleue
Resultats partie 08/03 Aout

NO	POS	NAME	AB	R	H	RBI	NO	POS	NAME	AB	R	H	RBI
NCA													
7	2B	Medina, Julio	4	1	0	0	2	2B	Shoda, Kozo	3	1	1	2
4	RF	Cardenas, Leonardo	3	0	1	0	20	C	Shimada, Munehiko	4	2	3	2
22	RF	Miranda, Jaime	0	0	0	0	21	C	Yoshida, Yasuo	2	0	0	0
19	1B	Espino, Roberto	4	0	1	1	25	CF	Kumano, Terumitsu	5	3	4	3
31	DH	Garmendez, Juan	3	0	0	0	7	RF	Arai, Yukio	5	4	4	4
3	DH	Sanchez, Julio	1	0	0	0	23	1B	Fukumoto, Katsuyuki	4	1	2	0
6	3B	Delgado, Ariel	4	0	1	0	9	1B	Wada, Yutaka	0	1	0	0
16	LF	Taylor, Richard	4	0	0	0	5	3B	Ueda, Kazuaki	4	1	1	0
26	C	Guzman, Jose	4	0	0	0	27	LF	Morita, Noboru	2	1	0	1
1	CF	Cruz, Jose	4	0	0	0	8	LF	Furukawa, Shinichi	2	0	0	0
21	SS	Munoz, Arnoldo	3	0	3	0	10	DH	Hirosawa, Katsumi	5	3	3	4
JPN													
Totals													
R H E													
NCA 0 0 0 0 0 0 1 0 1 6 4													
JPN 0 7 0 1 1 4 0 6 X 9 19 1													

GW-RBI	NAME	PITCHERS/LANCEURS	IP	H	R	ER	BB	SO
E	NCA Cruz, Francisco	30 NCA Cruz, Francisco	L 1.1	4	4	2	0	0
	NCA Cardenas, Leonardo	10 NCA Raudez, Diego	2.2	4	4	4	1	2
	JPN Fukumoto, Katsuyuki	8 NCA Espinoza, Julio	1.2	5	5	4	1	1
	NCA Centeno, Juan	14 NCA Centeno, Juan	2.1	6	6	4	2	1
2B	NCA Delgado, Ariel	Totals	8.0	19	19	14	4	4
	JPN Arai, Yukio	15 JPN Ito, Atsunori	W 7.0	4	0	0	0	7
	JPN Kumano, Terumitsu	11 JPN Yonemura, Akira	2.0	2	1	1	1	1
3B	JPN Hirosawa, Katsumi	Totals	9.0	6	1	1	1	8
	JPN Morita, Yoshihiko	WP NCA Centeno, Juan						
HR	JPN Kumano, Terumitsu	HBP JPN Shoda, Kozo						
	JPN Hirosawa, Katsumi	BALK NCA Cruz, Francisco						
	JPN Arai, Yukio (2)	NCA Raudez, Diego						
SB	NCA Cardenas, Leonardo							
	JPN Morita, Noboru							
	JPN Shoda, Kozo							
S	JPN Morita, Noboru							
SF	JPN Morita, Yoshihiko							
LOB	NCA 7, JPN 4							
TIME/TEMPS : 2:29								

ATTENDANCE/ATTENDANCE : 33,443

Baseball

Base-ball

Preliminary Pool White Division Results Game 09/Aug. 04

Poule preliminaire division blanche Resultats partie 09/04 Aout

NO	POS	NAME	AB	R	H	RBI	NO	POS	NAME	AB	R	H	RBI
DOM			USA										
1	2B	Guerreo, Orlando	3	0	1	0	5	CF	McDowell, Oddibe	5	0	1	0
12	2B	Pans, Francisco	1	0	0	0	22	DH	Larkin, Barry	5	2	1	1
17	DH	Sanchez, Antonio	4	0	0	0	23	LF	Clark, William	5	3	4	4
22	SS	Crispin, Ivan	3	0	0	0	41	1B	McGwire, Mark	4	2	1	0
21	RF	Paniagua, Hector	3	0	0	0	25	3B	Snyder, James	4	2	3	3
5	1B	Gomez, Pedro	3	0	2	0	35	RF	Mack, Shane	2	1	1	0
30	3B	Taveras, Aristides	3	0	0	0	28	RF	Gwynn, Chris	1	0	0	0
23	CF	Reyes, Bernardo	2	0	0	0	20	C	Marzano, John	4	1	2	3
15	C	Santana, Abad	3	0	0	0	33	C	Caffrey, Robert	1	0	0	0
8	LF	Mota, Miguel	3	0	1	0	10	SS	Green, Gary	3	1	0	0
							3	2B	Alfaro, Flavio	4	0	1	1
Totals			28 0 4 0				38 12 14 12						
			R H E										
DOM			0 0 0			0 4 3							
USA			0 2 0			12 14 0							

GW-RBI	USA	Marzano, John	PITCHERS/LANCEURS	IP	H	R	ER	BB	SO		
DP	DOM 2, USA 1			L 4.1	10	6	5	2	0		
E	DOM	Crispin, Ivan (2)	33	DOM	Lora, Secundina	3.2	4	6	3	2	2
2B	DOM	Guerreo, Orlando	16	DOM	Dornitillo, Nicolas	3.2	4	6	3	2	2
	USA	Snyder, James	3	DOM	Cespedes, Nelson	1.0	0	0	0	0	1
	USA	Alfaro, Flavio									
	USA	Clark, William									
HR	USA	Clark, William (2)				8.0	14	12	8	4	3
	USA	Snyder, James	8	USA	Swift, William	W 6.0	4	0	0	0	4
LOB	DON 2, USA 7		6	USA	Akins, Sid	1.0	0	0	0	0	1
			34	USA	Witt, Robert	1.0	0	0	0	1	1
			29	USA	August, Donald	1.0	0	0	0	0	0
Totals			9.0 4 0 0 1 6								
			HBP	USA	Green, Gary						
			BALK	DOM	Dornitillo, Nicolas						
			TIME/TEMPS : 2:14								

Preliminary Pool White Division Results Game 10/Aug. 04

Poule preliminaire divison blanche Resultats partie 10/04 Aout

NO	POS	NAME	AB	R	H	RBI	NO	POS	NAME	AB	R	H	RBI
ITA			TPE										
9	2B	Gagliano, Paolo	3	0	0	0	13	LF	Li, Chih-Chun	5	2	3	0
10	PH	Ceccaroli, Paolo	1	0	0	0	5	SS	Wu, Fu-Lien	2	1	0	0
4	CF	Talarico, Mark	3	0	1	0	37	SS	Wu, Te-Shen	1	0	0	0
14	RF	Carelli, Giuseppe	3	0	0	0	25	1B	Chao, Shih-Ching	4	0	0	0
5	LF	Trinci, Guglielmo	0	0	0	0	18	1B	Yang, Ching-Long	1	0	0	0
32	DH	Bianchi, Roberto	3	0	0	0	6	3B	Lin, Hua-Wei	5	1	3	2
25	3B	Guggiana, Johnnyjoseph	3	0	0	0	21	DH	Chiang, Tai-Chuan	4	2	2	0
26	3B	Costa, Giovanni	0	0	0	0	4	RF	Lin, I-Tseng	4	2	2	1
24	1B	Di Marco, David	3	0	0	0	10	RF	Tsai, Sen-Fong	0	0	0	0
23	LF	Manzini, Stefano	3	0	1	0	3	2B	Yeh, Chih-Shien	4	2	3	3
22	C	Lo Hero, Anthony	3	0	0	0	40	2B	Leu, Wen-Sheng	0	0	0	0
3	SS	Romano, Michele	2	0	1	0	33	CF	Lee, Chu-Ming	4	0	2	2
8	PH	Bagialemani, Ruggero	1	0	0	0	19	CF	Sung, Yung-Tai	0	0	0	0
							8	C	Twu, Jong-Nan	3	0	0	0
							22	C	Tseng, Chi-Chen	1	0	1	0
Totals			28 0 3 0				38 10 16 8						
			R H E										
ITA			0 0 0			0 3 1							
TPE			2 1 3			10 16 0							

GW-RBI	TPE	Lin, Hua-Wei	PITCHERS/LANCEURS	IP	H	R	ER	BB	SO		
DP	TPE 2			L 1.2	5	3	3	1	0		
E	ITA	Chiono, David (2)	16	ITA	Fochi, Massimo	3.0	7	5	4	1	1
2B	TPE	Li, Chih-Chun	18	ITA	Chiono, David	3.0	7	5	4	1	1
	TPE	Lin, Hua-Wei	15	ITA	Turcio, Robert John	2.1	4	2	2	0	2
	TPE	Tseng, Chi-Chen	11	ITA	D'Amato, Keith	1.0	0	0	0	0	0
	TPE	Yeh, Chih-Shien									
3B	TPE	Yeh, Chih-Shien				8.0	16	10	9	2	3
HR	TPE	Yeh, Chih-Shien									
SB	TPE	Wu, Fu-Lien	34	TPE	Chuang, Sheng-Hsiung	W 7.0	2	0	0	1	4
	TPE	Lin, Hua-Wei	20	TPE	Tu, Fu-Ming	2.0	1	0	0	0	1
	TPE	Chiang, Tai-Chuan									
	TPE	Lin, I-Tseng				9.0	3	0	0	1	5
	TPE	Lee, Chu-Ming									
	TPE	Li, Chih-Chun									
LOB	ITA 2, TPE 6										
			ATTENDANCE/ATTENDANCE : 53,505								
			TIME/TEMPS : 2:26								

Preliminary Pool Blue Division Results Game 11/Aug. 05

Poule preliminaire division bleue Resultats partie 11/05 Aout

NO	POS	NAME	AB	R	H	RBI	NO	POS	NAME	AB	R	H	RBI
CAN			JAP										
6	DH	Andrulis, Henry	5	1	3	2	2	2B	Shoda, Kozo	1	0	0	0
7	3B	Ivan, John	3	1	1	0	9	2B	Wada, Yutaka	3	1	1	0
23	LF	Maxwell, Scott	4	0	1	2	22	C	Hata, Shinji	4	0	2	0
8	1B	Downes, Larry	4	0	1	0	25	CF	Kumano, Terumitsu	4	1	2	1
3	RF	Mann, Scott	5	0	2	1	7	RF	Arai, Yukio	4	0	1	1
22	C	Thomson, Rob	4	0	1	0	23	1B	Fukamoto, Katsuyuki	4	0	0	0
9	CF	McPhail, Doug	4	1	3	0	10	DH	Hirosawa, Katsumi	3	2	2	1
12	SS	McCullough, Bob	3	1	0	0	5	3B	Ueda, Kazuaki	2	0	0	0
4	2B	Nelson, Tom	4	2	3	1	3	3B	Urahigashi, Yasushi	2	0	1	1
							8	LF	Furukawa, Shinichi	2	0	0	0
							27	LF	Morita, Noboru	2	0	1	0
							4	SS	Morita, Yoshihiko	4	0	0	0
Totals			36 6 15 6				35 4 10 4						
			R H E										
CAN			0 0 4			1 0 0							
JPN			0 1 0			1 2 0							

GW-RBI	CAN	Maxwell, Scott	PITCHERS/LANCEURS	IP	H	R	ER	BB	SO					
DP	CAN 1, JPN 2			L 4.1	10	6	5	2	0					
E	CAN	Downes, Larry (2)	28	CAN	Gardiner, Mike	W 7.0	7	3	3	1	5			
2B	JPN	Hirosawa, Katsumi	15	CAN	Wilson, Steve	.2	2	1	1	0	0			
	JPN	Arai, Yukio	29	CAN	Wooden, Mark	SV 1.1	1	0	0	0	0			
	JPN	Kumano, Terumitsu												
3B	JPN	Kumano, Terumitsu												
HR	JPN	Hirosawa, Katsumi				9.0	10	4	4	1	5			
S	CAN	Ivan, John												
	CAN	Maxwell, Scott				15	JPN	Ito, Atsunori	L 4.0	8	5	5	2	3
LOB	CAN 8, JPN 5					11	JPN	Yonemura, Akira	4.0	6	1	1	1	1
						18	JPN	Nishikawa, Yoshiaki	1.0	1	0	0	0	0
Totals			9.0 15 6 6 3 4											
			HBP	CAN	Gardiner, Mike									
			TIME/TEMPS : 2:29											

Preliminary Pool Blue Division Results Game 12/Aug. 05

Poule preliminaire division bleue Resultats partie 12/05 Aout

NO	POS	NAME	AB	R	H	RBI	NO	POS	NAME	AB	R	H	RBI
NCA			KOR										
4	CF	Cardenas, Leonardo	3	1	1	0	16	LF	Lee, Soon Chul	5	2	2	0
1	CF	Cruz, Jose	1	0	1	0	12	CF	Park, Heung-Sik	2	1	1	0
22	RF	Miranda, Jaime	5	1	0	0	4	2B	Kang, Ki-Woong	5	2	2	2
7	2B	Medina, Julio	5	1	1	0	9	DH	Lee, Jong-Doo	2	0	0	0
31	DH	Garmendez, Juan	4	0	1	0	28	DH	Park, Noh-Jun	3	0	1	1
6	3B	Delgado, Ariel	4	1	1	0	6	3B	Kim, Yong-Kuk	5	1	3	2
3	1B	Sanchez, Julio	5	1	1	1	27	1B	Kim, Hyoung-Suk	4	0	1	1
16	LF	Taylor, Richard	4	1	0	0	5	SS	Yoo, Joong-Il	4	1	0	0
21	SS	Munoz, Arnoldo	4	0	1	1	24	C	Kim, Young-Sin	4	0	0	0
11	C	Chavarria, Cesar	3	0	2	1	23	RF	Choy, Kai-Young	2	0	2	0
							3	RF	Lee, Kang-Don	1	0	1	1
Totals			38 6 9 3				37 7 13 7						
			R H E										
NCA			0 2 0			0 2 2							
KOR			2 0 0			0 2 1							

GW-RBI	KOR	Park, Noh-Jun	PITCHERS/LANCEURS	IP	H	R	ER	BB	SO		
DP	KOR 1			L 1.2	5	3	3	1	0		
E	KOR	Kim, Yong-Kuk (2)	13	NCA	Arauz, Luis	.2	4	2	2	0	0
	KOR	Lee, Soon Chul	15	NCA	Moya, Julio	L 7.1	9	5	2	3	4
	NCA										



Semi-Finals
Results Game 13/Aug. 06

Demi-finales
Resultats partie 13/06 Aout

NO	POS	NAME	AB	R	H	RBI	NO	POS	NAME	AB	R	H	RBI			
TPE			JPN													
13	LF	Li, Chih-Chun	4	0	1	1	20	C	Shimada, Munehiko	5	0	0	0			
5	SS	Wu, Fu-Lien	4	0	0	0	2	2B	Shoda, Kozo	5	2	2	0			
6	3B	Lin, Hua-Wei	4	0	1	0	25	CF	Kumano, Terumitsu	5	0	2	0			
25	1B	Chao, Shih-Chiang	4	0	1	0	7	RF	Arai, Yukio	5	0	3	2			
37	PR	Wu, Te-Shen	0	0	0	0	10	DH	Hirosawa, Katsumi	4	0	0	0			
18	1B	Yang, Ching-Long	0	0	0	0	23	1B	Fukumoto, Katsuyuki	4	0	0	0			
21	DH	Chiang, Tai-Chuan	4	0	0	0	9	1B	Wada, Yutaka	0	0	0	0			
4	RF	Lin, I-Tseng	3	0	0	0	27	LF	Morita, Noboru	2	0	1	0			
19	PH	Sung, Yung-Tai	0	0	0	0	3	3B	Urahigashi, Yasushi	4	0	2	0			
10	RF	Tsai, Sen-Fong	0	0	0	0	4	SS	Morita, Yoshihiko	3	0	0	0			
3	2B	Yeh, Chih-Shien	4	0	0	0										
33	CF	Lee, Chu-Ming	4	1	1	0										
8	C	Twu, Jong-Nan	3	0	0	0										
Totals			34	1	4	1							37	2	10	2
			R H E													
TPE			0	0	0	1	0	0	0	0	1	4	1			
JPN			0	0	0	1	0	0	0	1	2	10	3			

GW-RBI	JPN	Arai, Yukio	PITCHERS/LANCEURS														
E	TPE	Wu, Fu-Lien	IP H R ER BB SO														
	JPN	Morita, Yoshihiko	23	TPE	Kuo, Tai-Yuan	4.2	6	1	1	3	1						
2B	JPN	Fukumoto, Katsuyuki	(2)	20	TPE	Tu, Fu-Ming	L 4.2	4	1	1	0	2					
	JPN	Urahigashi, Yasushi															
3B	JPN	Shoda, Kozo	(2)	Totals								9.1	10	2	2	3	3
SB	JPN	Arai, Yukio		12	JPN	Yoshida, Yukio	9.0	4	1	0	0	7					
	TPE	Sung, Yung-Tai		16	JPN	Miyamoto, Kazutomo	0.1	0	0	0	0	0					
	TPE	Wu, Te-Shen		14	JPN	Ito, Akimitsu	W 0.2	0	0	0	1	0					
LOB	TPE 4, JPN 10			Totals								10.0	4	1	0	1	7
			TIME/TEMPS : 2:47														

Semi-Finals
Results Game 14/Aug. 06

Demi-finale
Resultats partie 14/06 Aout

NO	POS	NAME	AB	R	H	RBI	NO	POS	NAME	AB	R	H	RBI			
KOR			USA													
16	LF	Lee, Soon Chul	5	1	1	1	5	CF	McDowell, Oddibe	2	2	1	2			
12	CF	Park, Heung-Sik	4	0	1	0	22	LF	Larkin, Barry	1	0	0	0			
4	2B	Kang, Ki-Woong	4	0	0	0	28	RF	Gwynn, Chris	4	1	1	1			
3	DH	Lee, Kang-Don	4	1	1	0	23	DH	Clark, William	3	1	1	0			
6	3B	Kim, Yong-Kuk	4	0	1	1	41	1B	McGwire, Mark	4	0	0	0			
7	3B	Ahn, Un-Hak	0	0	0	0	25	3B	Snyder, James	4	0	1	2			
27	1B	Kim, Hyoung-Suk	4	0	2	0	24	C	Surhoff, William	3	0	0	0			
9	RF	Lee, Jong-Doo	4	0	3	0	35	LF	Mack, Shane	3	0	0	0			
24	C	Kim, Young-gin	3	0	0	0	10	SS	Green, Gary	3	0	1	0			
23	PH	Choy, Kai-Young	1	0	0	0	3	2B	Alfaro, Flavio	3	1	1	0			
14	SS	Baek, In-Ho	4	0	1	0										
Totals			37	2	10	2							30	5	6	5
			R H E													
KOR			0	0	1	1	0	0	0	2	10	0				
USA			0	0	2	0	0	3	0	0	6	3				

GW-RBI	USA	Gwynn, Chris	PITCHERS/LANCEURS														
E	USA	Snyder, James	IP H R ER BB SO														
	USA	Surhoff, William	15	KOR	Oh, Myoung-Lok	L 5.1	5	5	5	2	5						
2B	USA	McGwire, Mark	(2)	28	KOR	Park, Noh-Jun	2.2	1	0	0	1						
	KOR	Kim, Hyoung-Suk		Totals								8.0	6	5	5	2	6
	KOR	Park, Heung-Sik		15	USA	Bankhead, Michael	4.2	6	2	1	0	2					
	USA	Clark, William		29	USA	August, Donald	W 4.1	4	0	0	0	3					
HR	USA	Snyder, James		Totals								9.0	10	2	1	0	5
	USA	McDowell, Oddibe															
SB	USA	Gwynn, Chris		Totals								9.0	10	2	1	0	5
	USA	Clark, William															
LOB	KOR 8, USA 3			Totals								9.0	10	2	1	0	5
			TIME/TEMPS : 2:54														

ATTENDANCE/ATTENDANCE : 54,521

Finals - For The 3rd Place
Results Game 15/Aug. 07

Finales - pour la 3eme place
Resultats partie 15/07 Aout

NO	POS	NAME	AB	R	H	RBI	NO	POS	NAME	AB	R	H	RBI			
TPE			KOR													
13	LF	Li, Chih-Chun	6	1	1	0	16	LF	Lee, Soon Chul	6	0	0	0			
5	SS	Wu, Fu-Lien	6	0	1	0	12	CF	Park, Heung-Sik	5	0	0	0			
6	3B	Lin, Hua-Wei	6	1	1	1	6	3B	Kim, Yong-Kuk	6	0	0	0			
25	1B	Chao, Shih-Chiang	2	0	0	0	28	DH	Park, Noh-Jun	6	0	0	0			
37	PR	Wu, Te-Shen	0	0	0	0	4	2B	Kang, Ki-Woong	5	0	1	0			
18	1B	Yang, Ching-Long	3	1	1	2	27	1B	Kim, Hyoung-Suk	4	0	0	0			
21	DH	Chiang, Tai-Chuan	6	0	1	0	9	RF	Lee, Jong-Doo	1	0	0	0			
4	RF	Lin, I-Tseng	4	0	2	0	3	PH	Lee, Kang-Don	1	0	0	0			
33	CF	Lee, Chu-Ming	5	0	1	0	23	RF	Choy, Kai-Young	1	0	0	0			
8	C	Twu, Jong-Nan	5	0	1	0	7	SS	Ahn, Un-Hak	3	0	0	0			
40	2B	Leu, Wen-Shang	5	0	1	0	14	SS	Baek, In-Ho	2	0	2	0			
			Kim, Young-Sin													
Totals			48	3	10	3							44	0	3	0
			R H E													
TPE			0	0	0	0	0	0	0	3	3	10	1			
KOR			0	0	0	0	0	0	0	0	0	3	0			

GW-RBI	TPE	Lin, Hua-Wei	PITCHERS/LANCEURS														
DP	KOR 1		IP H R ER BB SO														
E	TPE	Leu, Wen-Shang	34	TPE	Chuang, Sheng-Hsiung	10.1	2	0	0	3	13						
2B	TPE	Wu, Fu-Lien	20	TPE	Tu, Fu-Ming	W 3.2	1	0	0	1	3						
3B	TPE	Lin, Hua-Wei		Totals								14.0	3	0	0	4	16
HR	TPE	Yang, Ching-Long															
SB	TPE	Leu, Wen-Shang		15	KOR	Oh, Myoung-Lok	2.1	3	0	0	0	2					
	TPE	Lin, I-Tseng		26	KOR	Han,Hee-Min	3.2	1	0	0	1	4					
S	TPE	Lin, I-Tseng		11	KOR	Sun, Dong-Ryeul	7.0	3	0	0	0	5					
	KOR	Kim, Young-Sin		10	KOR	Yoon, Hak-Kil	1.0	3	3	3	0	0					
LOB	TPE 5, KOR 7			Totals								14.0	10	3	3	1	11
			TIME/TEMPS : 3:41														

ATTENDANCE/ATTENDANCE : 55,235

Finals - For The 1st Place
Results Game 16/Aug. 07

Finales - pour la 1ere place
Resultats partie 16/07 Aout

NO	POS	NAME	AB	R	H	RBI	NO	POS	NAME	AB	R	H	RBI			
JPN			USA													
2	2B	Shoda, Kozo	3	3	1	0	5	CF	McDowell, Oddibe	4	0	0	0			
20	C	Shimada, Munehiko	4	0	1	1	28	RF	Gwynn, Chris	3	0	0	0			
25	CF	Kumano, Terumitsu	3	2	1	0	23	DH	Clark, William	4	0	0	0			
7	RF	Arai, Yukio	4	0	2	1	41	1B	McGwire, Mark	3	1	1	0			
10	1B	Hirosawa, Katsumi	4	1	2	4	25	3B	Snyder, James	3	1	2	2			
27	LF	Morita, Noboru	4	0	0	0	20	C	Marzano, John	3	0	0	0			
22	DH	Hata, Shinji	1	0	0	0	35	LF	Mack, Shane	3	1	1	1			
9	DH	Wada, Yutaka	3	0	0	0	24	PH	Surhoff, William	1	0	1	0			
3	3B	Urahigashi, Yasushi	4	0	1	0	10	SS	Green, Gary	4	0	1	0			
4	SS	Morita, Yoshihiko	3	0	0	0	3	2B	Alfaro, Flavio	4	0	1	0			
Totals			33	6	8	6							32	3	7	3
			R H E													
JPN			0	0	2	1	0	0	3	0	6	8	1			
USA			0	0	1	0	0	0	0	2	3	7	2			

GW-RBI	JPN	Hirosawa, Katsumi	PITCHERS/LANCEURS														
DP	JPN 1, USA 2		IP H R ER BB SO														
E	USA	Snyder, James	14	JPN	Ito, Akimitsu	W 6.0	2	1	1	1	6						
	USA	Marzano, John	16	JPN	Miyamoto, Kazutomo	0.2	1	0	0	2	0						
2B	JPN	Shoda, Kozo	12	JPN	Yoshida, Yukio	W 2.1	4	2	2	1	3						
	JPN	Shimada, Munehiko		Totals								9.0	7	3	3	4	9
HR	USA	Mack, Share		18	USA	Hoover, John	7.2	7	6	6	3	3					
	JPN	Hirosawa, Katsumi		6	USA	Akins, Sid	1.1	1	0	0	1	0					
SB	USA	Snyder, James		Totals								9.0	8	6	6	4	3
	JPN	Shoda, Kozo															
LOB	JPN 4, USA 6			Totals								9.0	8	6	6	4	3
			TIME/TEMPS : 2:45														

ATTENDANCE/ATTENDANCE : 55,235

Baseball

<i>JPN</i> vs. <i>USA</i> ,	Gold Medal Game: <i>Inning by Inning Description</i>	Match pour la Médaille d'Or: <i>Description Manche par Manche</i>
7 August 1984 7 Août 1984		
First Inning <i>Première Manche</i>	<i>JPN</i> — Shoda flied to center. Shimada grounded out to short. Kumano grounded out to third. NO RUNS, NO HITS, NO ERRORS, NONE LEFT <i>USA</i> — McDowell fouled out to short. Gwynn flied to left. Clark flied to left. NO RUNS, NO HITS, NO ERRORS, NONE LEFT SCORE: JPN 0, USA 0	<i>JPN</i> — Shoda est retiré sur une balle frappée au centre. Shimada frappe un roulant à l'arrêt court. Kumano est retire sur un roulant au troisième but. PAS DE POINT, PAS DE COUP SUR, PAS D'ERREUR, PERSONNE NE RESTE <i>USA</i> — McDowell est retiré sur une balle fautive à l'arrêt court. Gwynn est retiré sur une balle frappée à gauche. Clark est retiré sur une balle frappée à gauche. PAS DE POINT, PAS DE COUP SUR, PAS D'ERREUR, PERSONNE NE RESTE MARQUE: JPN 0, USA 0
Second Inning <i>Deuxième Manche</i>	<i>JPN</i> — Arai singled to left. Hirosawa lined to center and Arai was doubled off at first base, McDowell to McGwire. N. Morita struck out. NO RUNS, ONE HIT, NO ERRORS, NONE LEFT <i>USA</i> — McGwire struck out. Snyder struck out. Marzano struck out. NO RUNS, NO HITS, NO ERRORS, NONE LEFT SCORE: JPN 0, USA 0	<i>JPN</i> — Arai frappe un simple à gauche. Hirosawa retire sur lancer de balle en flèche au centre et Arai est retiré du premier but, resultant en un double jeu. McDowell prend la balle et la passe à McGwire. N. Morita est retiré au bâton. PAS DE POINT, UN COUP SUR, PAS D'ERREUR, PERSONNE NE RESTE <i>USA</i> — McGwire est retiré au bâton. Snyder est retiré au bâton. Marzano est retiré au bâton. PAS DE POINT, PAS DE COUP SUR, PAS D'ERREUR, PERSONNE NE RESTE MARQUE: JPN 0, USA 0
Third Inning <i>Troisième Manche</i>	<i>JPN</i> — Hata struck out. Urahigashi flied to right. Y. Morita lined out to right. NO RUNS, NO HITS, NO ERRORS, NONE LEFT <i>USA</i> — Mack homered to left. Green grounded to short. Alfaro grounded to short. McDowell hit back to pitcher. ONE RUN, ONE HIT, NO ERRORS, NONE LEFT SCORE: USA 1, JPN 0	<i>JPN</i> — Hata est retiré du bâton. Urahigashi est retiré sur balle frappée à droite. Y. Morita est retire sur un coup en flèche à droite. PAS DE POINT, PAS DE COUP SUR, PAS D'ERREUR, PERSONNE NE RESTE <i>USA</i> — Mack réussit un coup de circuit à gauche. Green est retiré sur coup roulant frappé à l'arrêt court. Alfaro retire sur coup roulant frappé à l'arrêt court. McDowell renvoie au lanceur. UN POINT, UN COUP SUR, PAS D'ERREUR, PERSONNE NE RESTE MARQUE: USA 1, JPN 0
Fourth Inning <i>Quatrième Manche</i>	<i>JPN</i> — Shoda walked. Shimada popped to third. Shoda stole second. Kumano walked. Shoda moved to third on Marzano's throwing error. Arai singled to right, Shoda scoring with Kumano moving to second. Hirosawa singled to center, Kumano scoring and Arai taking second. N. Morita popped to second. Wada, batting for Hata, struck out. TWO RUNS, TWO HITS, ONE ERROR, TWO LEFT <i>USA</i> — Gwynn grounded out to first. Clark grounded to short. McGwire struck out. NO RUNS, NO HITS, NO ERRORS, NONE LEFT SCORE: JPN 2, USA 1	<i>JPN</i> — Shoda est placé au premier but. Shimada est retiré sur chandelle vers le troisième but. Shoda vole le deuxième but. Kumano est placé au premier but. Shoda atteint le troisième but sur erreur résultant d'un mauvais lancer de Marzano. Arai atteint le premier but sur un coup sûr à droite, Shoda marque, Kumano atteignant le deuxième but. Hirosawa atteint le premier but sur un coup sûr au centre, Kumano marquant et Arai gagnant le second but. N. Morita est retiré sur une chandelle frappée vers le deuxième but. Wada, frappant pour Hata, est retiré au bâton. DEUX POINTS, DEUX COUPS SURS, UNE ERREUR, DEUX JOUEURS RESTENT <i>USA</i> — Gwynn est retiré sur un roulant vers le premier but. Clark est retiré sur roulant à l'arrêt court. McGwire est retiré au bâton. PAS DE POINT, PAS DE COUP SUR, PAS D'ERREUR, PERSONNE NE RESTE MARQUE: JPN 2, USA 1
Fifth Inning <i>Cinquième Manche</i>	<i>JPN</i> — Urahigashi grounded to third. Y. Morita grounded to second. Shoda walked. Shimada doubled to left, Shoda scoring. Kumano lined out to center. ONE RUN, ONE HIT, NO ERRORS, ONE LEFT <i>USA</i> — Snyder singled to right. Marzano grounded into a double play, Y. Morita to Hirosawa. Mack flied to center. NO RUNS, ONE HIT, NO ERRORS, NONE LEFT SCORE: JPN 3, USA 1	<i>JPN</i> — Urahigashi est retiré sur un roulant vers le troisième but. Y. Morita est retiré sur un roulant vers le deuxième but. Shoda est placé au premier but. Shimada réussit un double à gauche, Shoda marquant. Kumano est retiré sur un coup en flèche au centre. UN POINT, UN COUP SUR, PAS D'ERREUR, UN JOUEUR RESTE <i>USA</i> — Snyder atteint le premier but sur un coup sûr à droite. Marzano frappe un roulant qui résulte en un double jeu. Y. Morita prend la balle et la passe à Hirosawa. Mack est retiré sur une balle frappée au centre. PAS DE POINT, UN COUP SUR, PAS D'ERREUR, PERSONNE NE RESTE. MARQUE: JPN 3, USA 1

Base-ball

Sixth Inning <i>Sixième Manche</i>	<i>JPN</i> — Arai grounded out, McGwire to Hoover. Hirosawa was safe at first on Snyder's throwing error. N. Morita forced Hirosawa, Hoover to Green. N. Morita was caught stealing, Marzano to Green. NO RUNS, NO HITS, ONE ERROR, NONE LEFT <i>USA</i> — Green hit back to pitcher. Alfaro struck out. McDowell struck out. NO RUNS, NO HITS, NO ERRORS, NONE LEFT SCORE: JPN 3, USA 1	<i>JPN</i> — Arai est retiré sur un roulant, McGwire prend la balle et la passe à Hoover. Hirosawa est sauf sur le premier but sur erreur résultant d'un mauvais lancer de Snyder. N. Morita pousse Hirosawa à être retiré systématiquement, Hoover prenant la balle et la passant à Green. N. Morita est attrapé pendant une tentative de vol de but, Marzano prenant la balle et la passant à Green. PAS DE POINT, PAS DE COUP SUR, UNE ERREUR, PERSONNE NE RESTE <i>USA</i> — Green retire sur renvoi au lanceur. Alfaro est retiré au bâton. McDowell est retiré au bâton. PAS DE POINT, PAS DE COUP SUR, PAS D'ERREUR, PERSONNE NE RESTE MARQUE: JPN 3, USA 1
Seventh Inning <i>Septième Manche</i>	<i>JPN</i> — Wada flied to center. Urahigashi popped to second. Y. Morita flied to center. NO RUNS, NO HITS, NO ERRORS, NONE LEFT <i>USA</i> - Gwynn walked. With a 2-2 count on Clark, Miyamoto replaced Ito. Clark grounded out to second with Gwynn moving to second. McGwire singled to right, but Gwynn was thrown out after rounding the bag at third, Arai to Hirosawa to Urahigashi. Snyder walked, McGwire moved to second. Marzano walked to load the bases. Yoshida replaced Miyamoto. Mack struck out. NO RUNS, ONE HIT, NO ERRORS, THREE LEFT SCORE: JPN 3, USA 1	<i>JPN</i> - Wada retiré sur balle frappée au centre. Urahigashi retiré sur chandelle frappée vers le deuxième but. Y. Morita retiré sur balle frappée au centre. PAS DE POINT, PAS DE COUP SUR, PAS D'ERREUR, PERSONNE NE RESTE <i>USA</i> — Gwynn est placé au premier but. Alors que Clark a un compte de deux balles, deux prises, Miyamoto remplace Ito. Clark est retiré sur un roulant vers le deuxième but, alors que Gwynn atteint le deuxième but. McGwire atteint le premier but sur un coup sûr à droite, mais Gwynn est retiré après avoir dépassé le troisième but, Arai prenant la balle et la passant à Hirosawa qui la passe à Urahigashi. Snyder étant placé au premier but, McGwire atteint le deuxième but. Marzano est placé au premier but pour que les buts soient remplis. Yoshida remplace Miyamoto. Mack est retire au bâton. PAS DE POINT, UN COUP SUR, PAS D'ERREUR, TROIS JOUEURS RESTENT MARQUE: JPN 3, USA 1
Eighth Inning <i>Huitième Manche</i>	<i>JPN</i> — Shoda singled infield. Shimada flied to left. Kumano singled to right, Shoda moving to second. Arai flied to right, Shoda taking third. Hirosawa homered to left, Shoda and Kumano scoring. Akins replaced Hoover. N. Morita popped to second. THREE RUNS, THREE HITS, NO ERRORS, NONE LEFT <i>USA</i> — Green singled to center. Alfaro singled to right. Green taking second. McDowell popped to third. Gwynn struck out. Clark struck out. NO RUNS, TWO HITS, NO ERRORS, TWO LEFT SCORE: JPN 6, USA 1	<i>JPN</i> — Shoda atteint le premier but sur simple frappé dans l'avant-champ. Shimada est retiré sur coup frappé à gauche. Kumano atteint le premier but sur un simple frappé à droite, Shoda atteignant le deuxième but. Arai retiré sur coup frappé à droite, Shoda atteignant le troisième but. Hirosawa réussit un coup de circuit à gauche, Shoda et Kumano marquant. Akins remplace Hoover. N. Morita est retiré sur chandelle vers le deuxième but. TROIS POINTS, TROIS COUPS SURS, PAS D'ERREUR, PERSONNE NE RESTE <i>USA</i> — Green frappe un simple au centre. Alfaro frappe un simple à droite, Green atteignant le deuxième but. McDowell est retiré sur une chandelle vers le troisième but. Gwynn est retiré au bâton. Clark est retiré au bâton. PAS DE POINT, DEUX COUPS SURS, PAS D'ERREUR, DEUX JOUEURS RESTENT. MARQUE: JPN 6, USA 1
Ninth Inning <i>Neuvième Manche</i>	<i>JPN</i> — Wada grounded to short. Urahigashi was aboard on an infield hit. Y. Morita walked with Urahigashi going to second. Shoda lined into a double play, Green to Alfaro to get Urahigashi at second base. NO RUNS, ONE HIT, NO ERRORS, ONE LEFT <i>USA</i> — McGwire walked. Snyder homered to left-center. Marzano flied to center. Surhoff, batting for Mack, singled to center. Green forced Surhoff, Y. Morita to Shoda with Green taking second on Shoda's throwing error. Alfaro flied to center. TWO RUNS, TWO HITS, ONE ERROR, ONE LEFT FINAL SCORE: JPN 6, USA 3	<i>JPN</i> — Wada est retiré sur un roulant frappé à l'arrêt court. Urahigashi sauf au premier but sur un coup sûr à l'avant-champ. Y. Morita place au premier but, Urahigashi atteignant le deuxième but. Shoda retiré sur une balle en flèche résultant en un double jeu, Green prenant la balle pour la passer à Alfaro qui retire Urahigashi au deuxième but. PAS DE POINT, UN COUP SUR, PAS D'ERREUR, UN JOUEUR RESTE <i>USA</i> — McGwire place au premier but. Snyder réussit un coup de circuit au centre gauche. Marzano retire sur coup frappé au centre. Surhoff, frappant pour Mack, frappe un simple au centre. Green pousse Surhoff à être retiré systématiquement, Y. Morita prenant la balle et la passant à Shoda, Green atteignant le deuxième but sur erreur résultant d'un mauvais lancer de Shoda. Alfaro est retiré sur coup frappé au centre. DEUX POINTS, DEUX COUPS SURS, UNE ERREUR, UN JOUEUR RESTE MARQUE FINALE: JPN 6, USA 3



Schedule And Tournament Results
Aug. 07

Calendrier et resultats du tournoi
07 Aout

TEAM STANDING / CLASSEMENT DES EQUIPES											
WHITE/BLANC					BLUE/BLEU						
COUNTRY	GP	W	L	-RUNS/POINTS-	COUNTRY	GP	W	L	-RUNS/POINTS-		
PAYS	PJ	G	P	FOR	AGAINST	PAYS	PJ	G	P	FOG	AGAINST
USA	3	3	0	30	2	JPN	3	2	1	25	7
TPE	3	2	1	24	3	KOR	3	2	1	10	9
ITA	3	1	2	11	33	CAN	3	1	2	10	11
DOM	3	0	3	8	35	NCA	3	1	2	11	29

TOP TWO TEAMS FROM EACH DIVISION ADVANCE TO SEMI-FINALS
LES DEUX MEILLEURES EQUIPES DE CHAQUE DIVISION AVANCENT AUX DEMI-FINALES

Match Summary

Match Sommaire

Match	Division	Attendance
1 ITA 10 DOM 7	White/Blanche	52,319
2 USA 2 TPE 1	White/Blanche	52,319
3 NCA 4 CAN 3	Blue/Bleu	39,120
4 JPN 2 KOR 0	Blue/Bleu	39,120
5 TPE 13 DOM 1	White/Blanche	48,491
6 USA 16 ITA 1	White/Blanche	48,491
7 KOR 3 CAN 1	Blue/Bleu	33,443
8 JPN 19 NCA 1	Blue/Bleu	33,443
9 USA 12 DOM 0	White/Blanche	53,505
10 TPE 10 ITA 0	White/Blanche	53,505
11 CAN 6 JPN 4	Blue/Bleu	48,656
12 KOR 7 NCA 6	Blue/Bleu	48,656
13 JPN 2 TPE 1	Semi-Final/Demi-Finale	54,521
14 USA 5 KOR 2	Semi-Final/Demi-Finale	54,521
15 TPE 3 KOR 0	3rd/3eme Place	55,235
16 JPN 6 USA 3	1st/1ere Place	55,235

Final Statistics - Can
Aug. 05

Statistiques finales - Can
05 Aout

NO NAME	BATTING/FRAPPEUR		GP	AVERAGE AB R H 2B 3B HR RBI BB SO SB															
	BATS POS. (L,R,S)	MOYENNE		MOYENNE															
6 Andrus, Henry	L OF	.444	2	9	1	4	0	0	0	0	2	1	1	0	0	0	0	0	0
8 Downes, Larry	R IF	.429	3	14	0	6	1	0	0	0	0	1	2	0	0	0	0	0	0
25 Eliopoulos, Jim	R C	.000	0	0	0	0	0	0	0	0	0	0	0	0	0	0	0	0	0
1 Heeney, Joe	R IF	.000	4	0	0	0	0	0	0	0	0	0	0	1	0	0	0	0	0
7 Ivan, John	R IF	.077	13	1	1	0	0	0	0	0	0	1	3	0	0	0	0	0	0
3 Mann, Scott	L OF	.308	13	1	4	1	0	0	0	1	1	0	0	0	0	0	0	0	0
23 Maxwell, Scott	L IF	.250	12	2	3	1	0	0	0	2	0	3	0	0	0	0	0	0	0
12 McCullough, Bob	R IF	.000	11	1	0	0	0	0	0	0	1	1	0	0	0	0	0	0	0
9 McPhail, Doug	L OF	.455	11	1	5	1	0	0	0	0	1	1	0	0	0	0	0	0	0
4 Nelson, Tom	R IF	.417	12	3	5	0	0	0	0	2	0	1	1	0	0	0	0	0	0
18 Reimer, Kevin	L IF	.000	0	0	0	0	0	0	0	0	0	0	0	0	0	0	0	0	0
22 Thomson, Rob	R C	.143	14	0	2	0	0	0	0	1	0	2	0	0	0	0	0	0	0
26 Wilson, Craig	R IF	.000	0	0	0	0	0	0	0	0	0	0	0	0	0	0	0	0	0
Totals			3	.265	113	10	30	4	0	0	8	6	15	1					

PITCHERS/LANCEURS

NO NAME	RHP	W L ERA G GS CG SHO SV IP H R ER BB SO															
		W	L	ERA	G	GS	CG	SHO	SV	IP	H	R	ER	BB	SO		
14 Carnegie, Mike	RHP	0	0	0.00	0	0	0	0	0	0	0	0	0	0	0		
28 Gardiner, Mike	RHP	1	0	3.86	1	1	0	0	0	7.0	7	3	3	1	5		
16 Heisler, Rod	LHP	0	0	1.80	1	1	0	0	0	10.0	8	2	2	4	6		
21 Kuzminski, Barr	RHP	0	1	20.25	1	1	0	0	0	1.1	4	3	3	3	1		
27 Patenaude, Alai	RHP	0	0	0.00	1	0	0	0	0	7.0	4	0	0	4	6		
15 Wilson, Steve	LHP	0	0	9.00	2	0	0	0	0	1.0	2	1	1	0	1		
29 Wooden, Mark	RHP	0	1	5.40	3	0	0	0	1	3.1	2	2	2	0	2		
Totals		1	2	3.34	3	3	0	0	1	29.2	27	11	11	12	21		

Final Statistics - Dom
Aug. 05

Statistiques finales - dom
05 Aout

NO NAME	BATTING/FRAPPEUR		GP	AVERAGE AB R H 2B 3B HR RBI BB SO SB															
	BATS POS. (L,R,S)	MOYENNE		MOYENNE															
22 Crispin, Ivan	R IF	.000	11	0	0	0	0	0	0	0	0	1	3	0	0	0	0	0	0
24 Gelbal, Junio	R OF	.143	7	1	1	0	0	0	0	0	0	0	3	0	0	0	0	0	0
5 Gomez, Pedro	R IF	.364	11	1	4	0	0	0	0	0	1	2	0	0	0	0	0	0	0
1 Guerreo, Orlando	R IF	.375	8	2	3	0	0	0	0	1	3	1	0	0	0	0	0	0	0
8 Mota, Miguel	R OF	.222	9	0	2	0	0	0	0	0	0	2	0	0	0	0	0	0	0
20 Ortiz, Juan	R C	.000	0	0	0	0	0	0	0	0	0	0	0	0	0	0	0	0	0
21 Paniagua, Hector	L OF	.100	10	0	1	0	0	0	0	2	1	0	0	0	0	0	0	0	0
12 Paris, Francisco	R IF	.000	1	0	0	0	0	0	0	0	0	0	1	0	0	0	0	0	0
23 Reyes, Bernardo	R OF	.333	9	2	3	0	0	0	0	1	1	0	1	0	0	0	0	0	0
17 Sanchez, Antonio	R IF	.167	12	1	2	1	0	0	0	3	0	3	0	0	0	0	0	0	0
15 Santana, Abad	R C	.000	4	0	0	0	0	0	0	0	0	0	2	0	0	0	0	0	0
30 Taveras, Aristides	R IF	.300	10	1	3	1	0	0	0	1	2	2	0	0	0	0	0	0	0
Totals			3	.207	92	8	19	2	0	0	8	9	19	1					

PITCHERS/LANCEURS

NO NAME	RHP	W L ERA G GS CG SHO SV IP H R ER BB SO															
		W	L	ERA	G	GS	CG	SHO	SV	IP	H	R	ER	BB	SO		
10 Almonte, Rafael	RHP	0	0	3.00	1	0	0	0	0	6.0	6	3	2	1	2		
3 Cespedes, Nelson	RHP	0	0	0.00	1	0	0	0	0	1.0	0	0	0	0	1		
16 Domitilo, Nicolas	RHP	0	0	7.36	2	0	0	0	0	4.1	6	6	3	2	2		
34 Florentino, Jose	RHP	0	1	45.00	1	0	0	0	0	1.0	3	5	5	2	0		
14 Gomez, Victor	RHP	0	0	0.00	1	0	0	0	0	0.1	1	2	0	1	0		
33 Lora, Secundina	RHP	0	1	6.55	2	2	0	0	0	11.0	18	9	8	3	1		
11 Martinez, Ramon	RHP	0	0	18.00	1	0	0	0	0	0.2	4	5	4	1	1		
4 Olivo, Jony	LHP	0	1	21.60	2	1	0	0	0	1.2	6	5	4	0	1		
Totals		0	3	9.00	3	3	0	0	0	26.0	44	35	26	10	8		

Final Statistics - Ita
Aug. 05

Statistiques finales - ita
05 Aout

NO NAME	BATTING/FRAPPEUR		GP	AVERAGE AB R H 2B 3B HR RBI BB SO SB															
	BATS POS. (L,R,S)	MOYENNE		MOYENNE															
8 Bagialemani, Ruggero	R IF	.000	2	5	0	0	0	0	0	0	0	0	0	0	2	0			
32 Bianchi, Roberto	R C	.500	10	2	5	1	0	0	0	3	0	2	0	0					
14 Carelli, Giuseppe	L OF	.111	9	3	1	0	0	0	0	1	3	0	0	0					
26 Costa, Giovanni	R IF	.000	2	0	0	0	0	0	0	0	0	0	2	0					
24 DiMarco, David	L IF	.143	7	0	1	0	0	0	0	0	2	0	2	0					
9 Gagliano, Paolo	S OF	.182	11	1	2	1	0	0	0	1	1	1	1	1					
25 Guggiana, Johnnyjoseph	L IF	.125	8	1	1	0	0	0	1	2	1	2	0						
22 Lo Nero, Anthony	R C	.250	12	1	3	0	0	0	0	0	0	1	0						
23 Manzini, Stefano	R OF	.571	7	0	4	0	0	0	0	0	0	0	1						
3 Romano, Michele	R IF	.444	9	1	4	0	0	0	0	0	1	0	0						
4 Talarico, Mark	R OF	.222	9	2	2	0	0	0	0	0	2	1	0						
5 Trinci, Guglielmo	R IF	.143	7	0	1	0	0	0	0	0	0	1	0						
15 Turcio, Robert John	L DH	.000	1	0	0	0	0	0	0	0	0	1	0	0					
Totals			3	.247	97	11	24	2	0	1	9	9	14	2					

PITCHERS/LANCEURS

NO NAME	RHP	W L ERA G GS CG SHO SV IP H R ER BB SO															
		W	L	ERA	G	GS	CG	SHO	SV	IP	H	R	ER	BB	SO		
10 Ceccaroli, Paolo	RHP	0	0	9.64	1	0	0	0	0	4.2	7	6	5	3	1		
18 Chiono, David	RHP	0	0	12.00	1	0	0	0	0	3.0	7	5	4	1	1		
12 Colabello, Louia P.	LHP	0	1	243.00	1	1	0	0	0	0.1	7	9	9	1	0		
11 D'Amato, Keith	LHP	0	0	0.00	1	0	0	0	0	1.0	0	0	0	0	0		
42 Farina, David	RHP	0	0	6.43	1	1	0	0	0	7.0	6	5	5	5	4		
16 Fochi, Massimo	RHP	1	1	12.27	2	1	0	0	0	3.2	8	5	5	3	2		
21 Man, Roberto	RHP	0	0	3.00	1	0	0	0	0	3.0	4	1	1	0	2		
4 Talarico, Mark	RHP	0	0	0.00	0	0	0	0	0	0.0	0	0	0	0	0		
15 Turcio, Robert John	RHP	0	0	5.40	2	0	0	0</									

Baseball

Final Statistics - Nca
Aug.05

Statistiques finales - nca
05 Aout

NO	NAME	BATTING/FRAPPEUR		GP	AVERAGE	AB	R	H	2B	3B	HR	RBI	BB	SO	SB
		BATS POS.	(L,R,S)												
4	Cardenas, Leonardo	L	OF	3	.333	6	1	2	0	0	0	0	1	2	1
11	Chavarria, Cesar	R	C	1	.667	3	0	2	0	0	0	0	1	1	0
1	Cruz, Jose	R	OF	3	.222	9	1	2	1	0	1	1	1	5	0
6	Delgado, Ariel	R	IF	3	.308	13	1	4	1	0	0	1	1	1	0
19	Espino, Roberto	R	IF	2	.143	7	0	1	0	0	0	1	0	2	0
12	Garcia, Fabio	R	OF	1	.250	4	0	1	0	0	0	0	1	0	0
31	Garmendez, Juan	L	DH	3	.100	10	0	1	0	0	0	0	2	4	0
26	Guzman, Jose	R	C	2	.000	8	0	0	0	0	0	0	0	3	0
7	Medina, Julio	R	IF	3	.143	14	3	2	1	0	0	0	0	1	0
22	Miranda, Jaime	R	IF	3	.000	5	1	0	0	0	0	0	1	0	0
21	Munoz, Arnoldo	R	IF	3	.500	12	1	6	0	0	1	3	0	1	0
3	Sanchez, Julio	R	IF	3	.250	8	1	2	1	0	0	1	0	0	0
16	Taylor, Richard	R	IF	3	.083	12	2	1	0	0	0	0	0	1	0
Totals				3	.216	111	11	24	4	0	2	8	8	21	1

Final Statistics - Tpe
Aug. 07

Statistiques finales - tpe
07 Aout

NO	NAME	BATTING/FRAPPEUR		GP	AVERAGE	AB	R	H	2B	3B	HR	RBI	BB	SO	SB		
		BATS POS.	(L,R,S)														
13	Arauz, Luis	LHP	0	0	27.00	1	1	0	0	0	0	2	4	2	2	0	0
5	Barreto, Silvio	RHP	0	0	0.00	0	0	0	0	0	0	0	0	0	0	0	0
14	Centeno, Juan	RHP	0	0	15.43	1	0	0	0	0	2.1	6	6	4	2	1	
30	Cruz, Francisco	RHP	0	1	13.50	1	1	0	0	0	1.1	4	4	2	0	0	
8	Espinoza, Julio	RHP	0	0	21.60	1	0	0	0	0	1.2	5	5	4	1	1	
15	Moya, Julio	RHP	1	1	1.40	2	1	1	0	0	19.1	20	8	3	5	8	
10	Raudez, Diego	RHP	0	0	13.50	1	0	0	0	0	2.2	4	4	4	1	2	
Totals				1	2	6.11	3	3	1	0	0	28.0	43	29	19	9	12

Final Statistics - Usa
Aug. 05

Statistiques finales - usa
05 Aout

NO	NAME	BATTING/FRAPPEUR		GP	AVERAGE	AB	R	H	2B	3B	HR	RBI	BB	SO	SB
		BATS POS.	(L,R,S)												
3	Alfaro, Flavio	R	IF	5	.389	18	4	7	2	0	0	3	0	2	0
33	Caffrey, Robert	R	C	2	.250	4	2	1	1	0	0	1	2	1	0
23	Clark, William	L	IF	5	.429	21	5	9	2	0	3	8	1	4	1
10	Green, Gary	R	IF	5	.263	19	3	5	0	0	0	0	0	1	0
28	Gwynn, Chris	L	OF	5	.154	13	1	2	0	0	0	1	1	4	1
22	Larkin, Barry	R	IF	3	.143	7	2	1	0	0	0	1	0	0	0
35	Mack, Shane	R	OF	5	.313	16	4	5	1	0	2	3	3	5	0
20	Marzano, John	R	C	4	.333	12	2	4	0	0	1	4	1	3	0
5	McDowell, Oddibe	L	OF	5	.263	19	5	5	0	0	3	7	3	4	1
41	McGwire, Mark	R	IF	5	.190	21	4	4	0	0	0	0	2	6	0
25	Snyder, James	R	IF	5	.400	20	4	8	2	0	2	7	3	3	0
24	Surhoff, William	L	C	3	.375	8	2	3	0	0	0	2	0	0	0
Totals				5	.303	178	38	54	8	0	11	37	16	33	3

Base-ball

Statistical Leaders/Meilleurs marqueurs

Runs/Points		Runs Batted In/Points produits	
Kozo Shoda (JPN)	7	Katsumi Hirosawa (JPN)	9
Katsumi Hirosawa (JPN)	6	Yukio Arai (JPN)	8
Terumitsu Kumano (JPN)	6	William Clark (USA)	8
William Clark (USA)	5	James Snyder (USA)	7
Oddibe McDowell (USA)	5	Oddibe McDowell (USA)	7
Chih-Chun Li (TPE)	5	Home Runs/Coups de circuit	
Batting Average/Moyenne		Min: 10 At Bats/Apparitions au bâton	
Min: 10 At Bats/Apparitions au bâton		William Clark (USA)	3
Yukio Arai (JPN)	.500	Oddibe McDowell (USA)	3
Roberto Bianchi (ITA)	.500	Katsumi Hirosawa (JPN)	3
Arnoldo Munoz (NCA)	.500	James Snyder (USA)	2
Doug McPhail (CAN)	.455	Shane Mack (USA)	2
Katsumi Hirosawa (JPN)	.438	Yukio Arai (JPN)	2
Hits/Coups sur		Games Won/Parties gagnées	
Yukio Arai (JPN)	11	Akimitsu Ito (JPN)	2
William Clark (USA)	9	Fu-Ming Tu (TPE)	2
Terumitsu Kumano (JPN)	9	12 tied with/ex aequo avec	1
James Snyder (USA)	8	Strikeouts/Retraits sur trois prises	
Hua-Wei Lin (TPE)	8	Sheng-Hsiung Chuang (TPE)	20
Innings Pitched/Manches Lancées		Yukio Yoshida (JPN)	14
Sheng-Hsiung Chuang (TPE)	21 1/3	Tai-Yuan Kuo (TPE)	13
Julio Moya (NCA)	19 1/3	Atsunori Ito (JPN)	10
Yukio Yoshida (JPN)	17 2/3	Dong-Ryeul Sun (KOR)	10
John Hoover (USA)	16 2/3		
Dong-Ryeul Sun (KOR)	16		
Earned Run Average/Moyenne de points mérités		Min: 9 Innings/Manches	
Sheng-Hsiung Chuang (TPE)	0.00		
Dong-Ryeul Sun (KOR)	0.56		
Fu-Ming Tu (TPE)	0.73		
Mike Bankhead (USA)	0.93		
Yukio Yoshida (JPN)	1.02		



Basketball/Basket-ball

Officials

Federation Internationale de Basket-Ball Amateur (FIBA)

President/president
Secretary-General/secretaire-general
Technical Delegates/delegues techniques

Gonzalo G. Puyat (PHI)
Borislav Stankovic (YUG)
Keith K. Mitchell (GBR)
Leon Wandel (BEL)

LAOC Administrative Staff/Personnel Administratif de LAOC

Co-Commissioners/co-commissaire
Competition Director/
Directeur du competition
Venue Manager/manager de la venue
Sports Manager/manager du sport

David Price
Dallas Price
Judy Holland
Tom Lehmer
Gail Goodrich

Participants/Participants

Women Femmes

Competitors Competiteurs

Countries Pays

Men Hommes

Competitors Competiteurs

Countries Pays

72

6

144

12

Legend/Legende

*	starter assists/joueur de debut de match	FTA	free throws attempted/lancers francs tentés
AVG	scoring average/assists	HIGH	high scoring game/match au score élevé
ASST	assists/score moyen	MIN	minutes played/minutes jouées
BLKED	blocked shots/tirs bloqués	NO	uniform number/numéro de tenue
FG	field goals made/tirs au panier réussis	PTS	points scored/points marques
FG%	field goals percentage/percentage de tirs au panier réussis	REBND	rebounds/rebonds
FGA	field goals attempted/tirs au panier tentés	STEAL	steals/ballons subtilisés
FT	free throws made/lancers francs réussis	TOT	total points scored/total points marques
FT%	free throws percentage/pourcentage de lancers francs réussis	TURN	turnover/changement de camp (pour la balle)

The Forum,
Inglewood (17,505)





Basketball

Women / Preliminary Pool Statistics Match 01 / July 30

Femmes / poule preliminaire Statistiques match 01/30 Juil

USA No.	83-YUG 55 NAME	FLD.		GOALS		FR.	THROWS	REBND	FOULS	PTS	ASST	TURN.	BLKED	STEAL	MIN
		PANIER		LANCERS											
		FG	FGA	FT	FTA										
YUG															
4	Ozegovic, Sanja	01	01	00	00	02	04	02	03	03	00	00	00	00	13
5	Suka, Slavica	00	01	00	00	00	01	00	00	00	00	00	00	01	04
6	Kommenovic, Jelica	00	01	04	05	01	01	04	01	01	00	00	00	02	25
7	Pocckovic, Zagorka	01	04	08	10	04	05	10	01	04	02	01	01	38	
8	Vangelovska, Stojna	01	03	02	04	04	04	04	03	02	00	02	01	31	
9	Pecikoz, Slavica	00	00	00	00	00	00	00	00	00	00	00	00	00	
10	Golic, Sladjana	01	02	00	00	01	02	02	01	03	00	01	01	16	
11	Dornik, Polona	00	02	01	03	01	05	01	00	01	00	00	00	10	
12	Majstorovic, Biljana	00	01	00	00	00	02	00	00	01	00	00	00	05	
13	Peracic, Jasmina	09	19	06	06	06	00	24	04	04	01	01	01	37	
14	Dekleva, Gvetana	02	05	02	02	01	04	06	00	01	00	00	00	10	
15	Uzelac, Marija	00	04	02	02	04	00	02	00	01	00	00	01	11	
Totals		15	43	25	32	24	28	55	13	21	03	09	200		

FG%: 1ST HALF .473 09/19 2ND HALF .250 06/24 GAME .348 15/43 TEAM REBOUNDS/RETOUR EQUIPE: 12
FT%: 1ERE DEM. .785 11/14 2EME DEM. .777 14/18 PARTIE .781 25/32

USA No.	NAME	FLD.		GOALS		FR.	THROWS	REBND	FOULS	PTS	ASST	TURN.	BLKED	STEAL	MIN
		PANIER		LANCERS											
		FG	FGA	FT	FTA										
USA															
4	Edwards, Teresa	00	04	00	02	02	00	00	00	00	00	00	01	13	
5	Henry, Lea	03	08	01	02	01	01	07	01	01	00	00	00	21	
6	Woodard, Lynette	03	10	05	08	06	02	11	01	00	00	00	00	21	
7	Donovan, Anne	02	06	02	03	02	04	06	01	01	02	01	00	20	
8	Boswell, Cathy	02	06	00	00	03	01	04	02	02	00	02	02	12	
9	Miller, Cheryl	09	13	05	07	08	03	23	05	03	01	05	05	26	
10	Lawrence, Janice	00	03	00	00	02	04	00	00	00	01	02	05	15	
11	Noble, Cindy	01	01	02	03	03	04	04	00	02	00	01	01	19	
12	Mulkey, Kim	02	02	01	01	00	01	05	05	00	00	01	01	10	
13	Curry, Denise	03	06	00	00	06	01	06	00	01	00	01	01	17	
14	McGee, Pamela	05	10	03	04	04	04	13	01	01	00	01	01	15	
15	Menken-Schautd, Carol	02	02	00	00	04	01	04	01	03	00	00	00	11	
Totals		32	71	19	30	41	26	83	17	14	04	15	200		

FG%: 1ST HALF .444 16/36 2ND HALF .457 16/35 GAME .450 32/71 TEAM REBOUNDS/RETOUR EQUIPE: 08
FT%: 1ERE DEM. .647 11/17 2EME DEM. .615 08/13 PARTIE .633 19/30

SCORE BY PERIODS / SCORE PAR PERIODE:					
1ST HALF	2ND HALF	OVERTIME	OVERTIME	FINAL	
1ERE DEM	2EME DEM	SURTEMPS	SURTEMPS	FINALE	
YUG	29	26	-	55	
USA	43	40	-	83	

REFEREES/ARBITRES:
DIAS BRA
VACHJARA THA

Women/Preliminary Pool Statistics Match 02 / July 30

Femmes / poule preliminaire Statistiques match 02 / 30 Juil

CHN 67 - AUS 64 NO.	NAME	FLD.		GOALS		FR.	THROWS	REBND	FOULS	PTS	ASST	TURN.	BLKED	STEAL	MIN
		PANIER		LANCERS											
		FG	FGA	FT	FTA										
AUS															
4	Maher, Robyn	05	15	02	02	08	03	12	05	03	00	02	02	32	
5	Marshall, Bronwyn	00	00	00	00	00	00	00	00	00	00	00	00	00	
6	Cheesman, Jennifer	03	09	02	02	02	05	08	05	03	00	04	03	25	
7	Cockrem, Patricia	01	01	00	00	02	01	02	01	02	00	02	11		
8	Quinn, Donna	00	00	00	00	00	00	00	00	00	00	01	01		
9	Mickan, Patricia	03	07	00	00	05	05	06	02	03	00	00	24		
10	Nykiel, Julie	04	09	10	15	03	03	18	00	00	00	02	32		
11	Foster, Kathryn	08	10	00	03	05	04	16	01	02	02	00	34		
12	Moffa, Manna	00	00	00	00	00	00	00	00	01	00	00	01		
13	Dalton, Karen	00	02	00	00	00	03	00	00	01	00	00	18		
14	Laidlaw, Wendy	01	02	00	00	00	01	02	00	00	00	00	08		
15	Geh, Susanna	00	00	00	00	01	01	00	00	01	00	00	02		
Totals		25	55	14	22	26	26	64	14	16	02	11	200		

FG%: 1ST HALF .346 9/26 2ND HALF .552 16/29 GAME .455 25/55 TEAM REBOUNDS/RETOUR EQUIPE: 12
FT%: 1ERE DEM. .500 4/8 2EME DEM. .714 10/14 PARTIE .636 14/22

CHN No.	NAME	FLD.		GOALS		FR.	THROWS	REBND	FOULS	PTS	ASST	TURN.	BLKED	STEAL	MIN
		PANIER		LANCERS											
		FG	FGA	FT	FTA										
CHN															
4	Chen, Yuefang	02	05	00	00	04	01	04	00	01	00	00	00	25	
5	Li, Xiaolin	00	00	00	00	00	00	00	00	01	00	00	00	02	
6	Ba, Yan	00	00	00	00	00	00	00	00	00	00	00	00	00	
7	Song, Xiaobo	06	12	06	08	04	04	18	05	04	00	02	40		
8	Qiu, Chen	07	13	01	01	01	03	15	04	01	00	00	38		
9	Wang, Jun	00	00	00	00	00	00	00	00	00	00	00	00	00	
10	Xiu, Lijuan	00	00	00	00	00	00	00	00	00	00	00	00	00	
11	Zheng, Haixia	03	04	00	00	02	02	06	00	01	00	00	15		
12	Cong, Xuedi	04	09	00	00	04	03	08	06	00	00	04	37		
13	Zhang, Hui	00	02	00	00	00	01	00	00	00	00	00	03		
14	Liu, Qing	06	10	04	05	12	03	16	00	01	00	00	40		
15	Zhang, Yueqin	00	00	00	00	00	00	00	00	00	00	00	00	00	
Totals		28	55	11	14	27	17	67	15	9	0	6	200		

FG%: 1ST HALF .400 10/25 2ND HALF .600 18/30 GAME .509 28/55 TEAM REBOUNDS/RETOUR EQUIPE: 5
FT%: 1ERE DEM. .800 8/10 2EME DEM. .750 3/4 PARTIE .788 11/14

SCORE BY PERIODS / SCORE PAR PERIODE:					
1ST HALF	2ND HALF	OVERTIME	OVERTIME	FINAL	
1ERE DEM	2EME DEM	SURTEMPS	SURTEMPS	FINALE	
AUS	22	42	-	64	
CHN	28	39	-	67	

REFEREES/ARBITRES:
FIROITO ITA
METZGER FRG

Basket-ball

Women / Preliminary Pool Statistics Match 03 / July 30

Femmes / poule preliminaire Statistiques match 03 / 30 Juil

KOR 67 - CAN 62 No.	NAME	FLD.		GOALS		FR.	THROWS	REBND	FOULS	PTS	ASST	TURN.	BLKED	STEAL	MIN
		PANIER		LANCERS											
		FG	FGA	FT	FTA										
KOR															
4	Choi, Aei-Young	03	12	00	00	01	03	06	06	04	00	02	37		
5	Park, Yang-Gae	00	00	00	00	00	00	00	00	00	00	00	00	00	
6	Kim, Eun-Sook	00	00	00	00	00	00	00	00	00	00	00	00	01	
7	Lee, Hyung-Sook	02	07	00	02	04	05	04	05	03	00	01	36		
8	Choi, Kyung-Hee	00	00	00	00	00	00	00	00	00	00	00	00	00	
9	Lee, Mi-Ja	00	02	01	02	01	05	01	02	01	00	02	12		
10	Moon, Kyung-Ja	00	00	00	00	00	00	00	00	00	00	00	00	00	
11	Kim, Hwa-Soon	10	17	00	00	05	03	20	02	00	00	01	40		
12	Jeong, Myung-Hee	00	00	00	00	00	00	00	00	00	00	00	00	00	
13	Kim, Young-Hee	00	00	00	00	00	00	00	00	00	00	00	00	00	
14	Sung, Jung-A	04	05	04	07	05	04	12	02	00	00	01	34		
15	Park, Chan-Sook	10	15	04	08	04	03	24	03	02	00	02	40		
Totals		29	58	09	19	20	23	67	20	10	00	09	200		

FG%: 1ST HALF .433 13/30 2ND HALF .571 16/28 GAME .500 29/58 TEAM REBOUNDS/RETOUR EQUIPE: 09
FT%: 1ERE DEM. .500 08/16 2EME DEM. .333 01/03 PARTIE .474 09/19

CAN No.	NAME	FLD.		GOALS		FR.	THROWS	REBND	FOULS	PTS	ASST	TURN.	BLKED	STEAL	MIN
		PANIER		LANCERS											
		FG	FGA	FT	FTA										
CAN															
4	Polson, Lynn	01	02	03	06	03	04	05	01	09	00	02	25		
5	McAra, Tracie	00	00	00	00	00	00	00	00	00	00	00	00	00	
6	Pendergast, Anna	00	00	00	00	01	00	00	00	00	00	00	00	10	
7	Huband, Debbie	03	07												



Women / Preliminary Pool
Statistics Match 05 / July 31

Femmes / poule preliminaire
Statistiques match 05 / 31 Juil

No.	NAME	FLD.		FR.		REBND	FOULS	PTS	ASST	TURN.	BLKED	STEAL	M/N
		PANIER	GOALS	LANCERS	THROWS								
		FG	FGA	FT	FTA	RETOUR	FTES	ERR.		SHOTS			
YUG													
4	Ozegovic, Sanja	02	05	00	00	00	04	04	02	04	00	03	25
5	Suka, Slavica	00	00	00	00	00	01	00	00	00	00	00	03
6	Kommenovic, Jelica	00	01	00	00	04	03	00	04	03	00	03	26
7	Pocckovic, Zagorka	08	12	02	02	04	02	18	02	00	00	00	36
8	Vangelovska, Stojna	01	01	02	02	00	02	04	05	02	00	01	22
9	Pecikoza, Slavica	00	00	00	00	00	00	00	00	00	00	00	00
10	Golic, Sladjana	00	01	00	00	02	00	00	01	00	00	00	04
11	Domik, Polona	09	13	00	00	11	02	18	01	01	02	00	40
12	Majstorovic, Biljana	00	00	00	00	00	00	00	00	00	00	00	00
13	Perazic, Jasmina	04	12	00	00	01	01	08	05	01	00	00	40
14	Dekleva, Gvetana	00	01	00	00	00	01	00	00	02	00	00	04
15	Uzelac, Marija	00	00	00	00	00	00	00	00	00	00	00	00
Totals		24	46	04	04	22	16	52	20	13	02	07	200

FG%: 1ST HALF .546 12/22 2ND HALF .500 12/24 GAME .522 24/46 TEAM REBOUNDS / RETOUR EQUIPE: 00
FT%: 1ERE DEM. .000 00/00 2EME DEM. 1.000 04/04 PARTIE .000 04/04

No.	NAME	FLD.		FR.		REBND	FOULS	PTS	ASST	TURN.	BLKED	STEAL	M/N
		PANIER	GOALS	LANCERS	THROWS								
		FG	FGA	FT	FTA	RETOUR	FTES	ERR.		SHOTS			
KOR													
4	Choi, Aei-Young	06	12	00	00	02	04	12	02	03	00	00	37
5	Park, Yang-Gae	00	00	00	00	00	00	00	00	00	00	00	00
6	Kim, Eun-Sook	00	00	00	00	00	00	00	00	00	00	00	00
7	Lee, Hyung-Sook	01	04	00	00	02	04	02	02	01	00	01	26
8	Choi, Kyung-Hee	00	00	00	00	00	00	00	00	00	00	00	00
9	Lee, Mi-Ja	02	05	00	00	01	01	04	00	01	00	01	17
10	Moon, Kyung-Ja	00	00	00	00	00	00	00	00	00	00	00	00
11	Kim, Hwa-Soon	10	15	01	01	09	03	21	01	01	00	02	40
12	Jeong, Myung-Hee	00	00	00	00	00	00	00	00	00	00	00	00
13	Kim, Young-Hee	00	00	00	00	00	00	00	00	00	00	00	00
14	Sung, Jung-A	02	05	02	03	07	00	06	01	02	00	00	40
15	Park, Chan-Sook	05	10	00	01	04	02	10	05	06	00	03	40
Totals		26	51	03	05	25	14	55	11	14	00	07	200

FG%: 1ST HALF .482 13/27 2ND HALF .542 13/24 GAME .510 26/51 TEAM REBOUNDS / RETOUR EQUIPE: 02
FT%: 1ERE DEM. .500 01/02 2EME DEM. .667 02/03 PARTIE .600 03/05

SCORE BY PERIODS / SCORE PAR PERIODE:				
1ST HALF	2ND HALF	OVERTIME	OVERTIME	FINAL
1ERE DEM.	2EME DEM.	SURTEMPS	SURTEMPS	FINALE
YUG	24	28	-	52
KOR	27	28	-	55

REFEREES/ARBITRES:
DAGAN ISR
FRAIXEDES ARG

Women / Preliminary Pool
Statistics Match 05 / July 31

Femmes / poule preliminaire
Statistiques match 05 / 31 Juil

No.	NM	FLD.		FR.		REBND	FOULS	PTS	ASST	TURN.	BLKED	STEAL	M/N
		PANIER	GOALS	LANCERS	THROWS								
		FG	FGA	FT	FTA	RETOUR	FTES	ERR.		SHOTS			
CHN													
4	Chen, Yuefang	00	00	01	02	00	02	01	00	03	00	00	04
5	Li, Xiaojin	04	06	00	00	02	03	08	01	03	00	01	17
6	Ba, Yan	00	00	00	00	00	00	00	00	00	00	00	00
7	Song, Xiaobo	02	10	01	02	04	05	05	07	03	00	02	33
8	Qiu, Chen	04	08	02	02	04	02	10	01	02	00	01	30
9	Wang, Jun	00	00	00	00	00	00	00	00	00	00	00	00
10	Xiu, Lijuan	02	05	02	02	01	03	06	00	00	00	00	12
11	Zheng, Haixia	05	10	03	04	04	05	13	01	03	02	00	24
12	Cong, Xuedi	04	11	02	02	05	03	10	05	04	00	04	40
13	Zhang, Hui	00	00	00	00	00	00	00	00	00	00	00	00
14	Liu, Qing	02	05	04	09	08	05	08	00	02	01	01	36
15	Zhang, Yueqin	00	00	00	00	00	01	00	00	00	00	00	04
Totals		23	55	15	23	28	29	61	15	20	03	09	200

FG%: 1ST HALF .483 14/29 2ND HALF .346 09/26 GAME .418 23/55 TEAM REBOUNDS / RETOUR EQUIPE: 08
FT%: 1ERE DEM. .625 05/08 2EME DEM. .667 10/15 PARTIE .652 15/23

No.	NAME	FLD.		FR.		REBND	FOULS	PTS	ASST	TURN.	BLKED	STEAL	M/N
		PANIER	GOALS	LANCERS	THROWS								
		FG	FGA	FT	FTA	RETOUR	FTES	ERR.		SHOTS			
CAN													
4	Polson, Lynn	00	02	01	02	04	02	01	02	03	00	03	26
5	McAra, Tracie	00	00	00	02	00	00	00	02	04	00	00	13
6	Pendergast, Anna	00	01	00	00	02	02	00	00	01	00	00	06
7	Huband, Debbie	02	03	00	00	00	00	04	00	01	00	00	07
8	Sealey, Carol Jane	00	00	00	00	00	00	00	00	00	00	00	00
9	Lang, Alison	03	07	00	00	01	04	06	00	01	00	00	20
10	Smith, Bev	02	03	07	09	08	04	11	01	04	00	01	27
11	Sweeney, Sylvia	05	09	05	07	10	01	15	04	03	01	04	27
12	Clarkson-Lohr, Candi	03	06	04	05	02	04	10	00	00	00	02	20
13	Kordic, Toni	00	00	00	00	00	00	00	00	00	00	00	00
14	Blackwell, Andrea	02	05	05	07	01	04	09	00	02	00	01	28
15	Thomas, Misty	05	09	00	00	01	05	10	02	03	00	01	28
Totals		22	45	22	32	29	26	66	11	22	01	12	200

FG%: 1ST HALF .481 13/27 2ND HALF .500 09/18 GAME .489 22/45 TEAM REBOUNDS/RETOUR EQUIPE: 08
FT%: 1ERE DEM. .750 09/12 2EME DEM. .650 13/20 PARTIE .680 22/32

SCORE BY PERIODS / SCORE PAR PERIODE:				
1ST HALF	2ND HALF	OVERTIME	OVERTIME	FINAL
1ERE DEM.	2EME DEM.	SURTEMPS	SURTEMPS	FINALE
CHN	33	28	-	61
CAN	35	31	-	66

REFEREES/ARBITRES:
CABRERO ESP
LOPEZ PER

Women / Preliminary Pool
Statistics Match 07 / Aug. 02

Femmes / poule preliminaire
Statistiques match 07 / 02 Aout

No.	NAME	FLD.		FR.		REBND	FOULS	PTS	ASST	TURN.	BLKED	STEAL	YIN
		PANIER	GOALS	LANCERS	THROWS								
		FG	FGA	FT	FTA	RETOUR	FTES	ERR.		SHOTS			
AUS													
4	Mahe, Robyn	05	14	02	02	01	02	12	02	02	00	01	33
5	Marshall, Bronwyn	00	00	00	00	00	00	00	00	00	00	00	00
6	Cheesman, Jennifer	00	02	03	05	01	02	03	03	01	00	02	29
7	Cockrem, Patricia	01	06	02	02	00	01	04	00	01	00	01	14
8	Quinn, Donna	00	01	03	04	01	01	03	00	00	00	01	11
9	Mickan, Patricia	01	05	00	00	06	05	02	02	04	02	02	29
10	Nykiel, Julie	05	11	01	06	05	01	11	00	03	00	00	24
11	Foster, Kathryn	01	04	03	05	06	03	05	02	03	01	00	26
12	Moffa, Marina	00	00	00	00	00	00	00	00	00	00	00	00
13	Dalton, Karen	01	03	00	00	03	01	02	00	01	00	02	20
14	Laidlaw, Wendy	02	05	00	00	01	03	04	00	03	00	01	14
15	Geh, Susanna	00	00	00	00	00	00	00	00	00	00	00	00
Totals		16	51	14	24	24	19	46	09	18	03	10	200

FG%: 1ST HALF .304 07/23 2ND HALF .321 09/28 GAME .314 16/51 TEAM REBOUNDS / RETOUR EQUIPE: 09
FT%: 1ERE DEM. .571 04/07 2EME DEM. .588 10/17 PARTIE .583 14/24

No.	NAME	FLD.		FR.		REBND	FOULS	PTS	ASST	TURN.	BLKED	STEAL	YIN
		PANIER	GOALS	LANCERS	THROWS								
		FG	FGA	FT	FTA	RETOUR	FTES	ERR.		SHOTS			
CAN													
4	Polson, Lynn	04	05	00	00	06	05	08	02	09	00	00	20
5	McAra, Tracie	00	00	00	00	00	01	00	00	02	00	00	10
6	Pendergast, Anna	00	01	00	00	00	00	00	00	00	00	00	04
7	Huband, Debbie	00	05	00	00	01	02	00	01	02	00	00	23
8	Sealey, Carol Jane	00	00	01	02	00	01	01	00	01	00	00	02
9	Lang, Alison	03	09	03	05	04	02	09	01	01	01	01	30
10	Smith, Bev	05	11										

Basketball

Women / Preliminary Pool Statistics Match 09 / Aug. 02

Femmes / poule preliminaire Statistiques match 09 /02 Aout

No.	NAME	FLD. GOALS		FR. THROWS	REBND	FOULS	PTS	ASST	TURN.	BLKED	STEAL	MIN	
		PANIER	LANCERS										
		FG	FGA	RET	FTES	ERR.	SHOTS						
CHN													
4	Chen, Yuefang	04	08	05	07	08	04	13	00	02	03	02	40
5	Li, Xiaoqin	00	00	00	00	00	00	00	00	00	00	00	03
6	Ba, Yan	00	00	00	00	00	00	00	00	00	00	00	00
7	Song, Xiaobo	08	14	11	13	07	01	27	08	05	00	02	40
8	Qiu, Chen	03	09	08	11	09	03	14	06	03	00	00	40
9	Wang, Jun	00	00	00	00	00	00	00	00	00	00	00	00
10	Xiu, Lijuan	00	00	00	00	00	01	00	00	00	00	00	05
11	Zheng, Haixia	00	00	00	00	00	00	00	00	00	00	00	00
12	Cong, Xuedi	05	12	03	04	05	05	13	03	03	00	02	37
13	Zhang, Hui	00	00	00	00	00	00	00	00	00	00	00	00
14	Liu, Qing	05	09	02	04	10	05	12	01	01	00	01	35
15	Zhang, Yueqin	00	00	00	00	00	00	00	00	00	00	00	00
Totals		25	52	29	39	39	19	79	18	14	03	07	200

FG%: 1ST HALF .407 11/27 2ND HALF .560 14/25 GAME .481 25/52 TEAM REBOUNDS/RETOUR EQUIPE: 05
FT%: 1ERE DEM. .600 12/20 2EME DEM. .895 17/19 PARTIE .744 29/39

No.	NAME	FLD. GOALS		FR. THROWS	REBND	FOULS	PTS	ASST	TURN.	BLKED	STEAL	MIN	
		PANIER	LANCERS										
		FG	FGA	RET	FTES	ERR.	SHOTS						
YUG													
4	Ozegovic, Sanja	04	11	00	00	03	04	08	02	05	00	00	27
5	Suka, Slavica	00	00	00	00	00	00	00	00	00	00	00	00
6	Kommenovic, Jelica	01	04	00	00	02	02	02	00	01	00	01	14
7	Pocckovic, Zagorka	07	09	02	02	02	04	16	02	02	02	01	18
8	Vangelovska, Stojna	00	00	00	02	00	02	00	01	01	00	00	13
9	Pecikoza, Slavica	03	04	00	00	00	04	06	04	03	00	00	15
10	Golic, Sladjana	03	07	02	02	13	04	08	01	00	00	02	24
11	Dornik, Polona	01	04	00	02	00	03	02	00	00	00	00	25
12	Majstorovic, Biljana	00	00	00	00	00	00	00	00	00	00	00	00
13	Perazic, Jasmina	03	12	00	00	06	01	06	05	01	00	00	29
14	Dekleva, Gvetana	02	07	00	00	00	05	04	02	01	00	00	22
15	Uzelac, Marija	03	04	00	00	02	02	06	00	00	00	02	13
Totals		27	62	04	08	28	31	58	17	14	02	06	200

FG%: 1ST HALF .394 13/33 2ND HALF .483 14/29 GAME .435 27/62 TEAM REBOUNDS / RETOUR EQUIPE: 04
FT%: 1ERE DEM. .333 02/06 2EME DEM. 1.000 02/02 PARTIE .500 04/08

SCORE BY PERIODS/SCORE PAR PERIODE:					
1ST HALF	2ND HALF	OVERTIME	OVERTIME	FINAL	
1ERE DEM.	2EME DEM.	SURTEMPS	SURTEMPS	FINALE	
CHN	34	45	-	-	79
YUG	28	30	-	-	58

REFEREES/ARBITRES:
MAININI FRA
SOLANO MEX

TECHNICAL FOULS / FAUTES TECHNIQUES: VASOJEVIC YUG - COA

Women / Preliminary Pool Statistics Match 10 / Aug. 03

Femmes / poule preliminaire Statistiques match 10 / 03 Aout

No.	NAME	FLD. GOALS		FR. THROWS	REBND	FOULS	PTS	ASST	TURN.	BLKED	STEAL	MIN	
		PANIER	LANCERS										
		FG	FGA	RET	FTES	ERR.	SHOTS						
AUS													
4	Maher, Robyn	02	07	00	00	03	05	04	04	05	01	01	34
5	Marshall, Bronwyn	00	00	00	00	00	00	00	00	00	00	00	00
6	Cheesman, Jennifer	01	03	05	06	08	04	07	05	05	00	04	29
7	Cockrem, Patricia	00	03	00	00	01	01	00	00	00	00	01	15
8	Quinn, Donna	01	06	01	03	03	01	03	00	02	00	01	09
9	Mickan, Patricia	02	07	00	00	07	01	04	00	01	00	01	30
10	Nykiel, Julie	05	14	05	08	11	02	15	01	05	00	00	35
11	Foster, Kathryn	04	10	04	04	05	02	12	00	01	00	03	26
12	Moffa, Marina	00	00	00	00	00	00	00	00	00	00	00	00
13	Dalton, Karen	00	02	00	00	05	00	00	00	00	00	00	13
14	Laidlaw, Wendy	01	02	00	00	00	00	02	01	00	00	00	07
15	Geh, Susanna	00	01	01	03	01	00	01	00	00	00	00	02
Totals		16	55	16	24	44	16	48	11	19	01	11	200

FG%: 1ST HALF .259 07/27 2ND HALF .321 09/28 GAME .291 16/55 TEAM REBOUNDS / RETOUR EQUIPE:
FT%: 1ERE DEM. .714 05/07 2EME DEM. .647 11/17 PARTIE .667 16/24

No.	NAME	FLD. GOALS		FR. THROWS	REBND	FOULS	PTS	ASST	TURN.	BLKED	STEAL	MIN	
		PANIER	LANCERS										
		FG	FGA	RET	FTES	ERR.	SHOTS						
KOR													
4	Choi, Aei-Young	07	14	02	03	07	04	16	02	02	00	03	40
5	Park, Yang-Gae	00	00	00	00	00	00	00	00	00	00	00	00
6	Kim, Eun-Sook	00	00	00	00	00	00	00	00	00	00	00	00
7	Lee, Hyung-Sook	00	03	03	05	04	04	03	08	02	00	01	30
8	Choi, Kyung-Hee	00	00	00	00	00	00	00	00	00	00	00	00
9	Lee, Mi-Ja	00	01	00	00	01	02	00	01	00	00	00	11
10	Moon, Kyung-Ja	00	00	00	00	00	00	00	00	00	00	00	00
11	Kim, Hwa-Soon	10	21	01	01	05	03	21	02	05	01	04	40
12	Jeong, Myung-Hee	00	00	00	00	00	00	00	00	00	00	00	00
13	Kim, Young-Hee	00	00	00	00	00	00	00	00	00	00	00	00
14	Sung, Jung-A	01	06	00	00	07	05	02	04	04	01	01	39
15	Park, Chan-Sook	06	12	00	00	07	04	12	00	01	01	01	40
Totals		24	57	06	09	31	22	54	17	14	03	10	200

FG%: 1ST HALF .429 12/28 2ND HALF .414 12/29 GAME .421 24/57 TEAM REBOUNDS / RETOUR EQUIPE: 02
FT%: 1ERE DEM. .667 02/03 2EME DEM. .667 04/06 PARTIE .667 06/09

SCORE BY PERIODS / SCORE PAR PERIODE:					
1ST HALF	2ND HALF	OVERTIME	OVERTIME	FINAL	
1ERE DEM.	2EME DEM.	SURTEMPS	SURTEMPS	FINALE	
AUS	19	29	-	-	48
KOR	26	28	-	-	54

REFEREES / ARBITRES:
MAININI FRA
MAY USA

Basket-ball

Women/Preliminary Pool Statistics Match 11 /Aug. 03

Femmes / poule preliminaire Statistiques match 11 / 03 Aout

No.	NAME	FLD. GOALS		FR. THROWS	REBND	FOULS	PTS	ASST	TURN.	BLKED	STEAL	MIN	
		PANIER	LANCERS										
		FG	FGA	RET	FTES	ERR.	SHOTS						
YUG 69 - CAN 68													
CAN													
4	Polson, Lynn	00	02	00	00	00	03	00	00	02	00	00	08
5	McAra, Tracie	01	02	00	00	00	01	02	00	00	00	00	04
6	Pendergast, Anna	00	01	00	00	00	00	00	01	00	00	00	05
7	Huband, Debbie	01	07	00	02	01	05	02	02	04	00	01	36
8	Sealey, Carol Jane	00	00	00	00	00	00	00	00	00	00	00	00
9	Lang, Alison	01	05	06	06	04	05	08	00	01	00	02	22
10	Smith, Bev	06	11	12	12	08	02	24	00	01	01	01	40
11	Sweeney, Sylvia	05	08	01	03	04	04	11	03	03	00	00	23
12	Clarkson-Lohr, Candi	00	00	02	02	02	02	02	01	00	01	00	09
13	Kordic, Toni	00	00	00	00	00	00	00	00	00	00	00	00
14	Blackwell, Andrea	04	08	05	08	04	02	13	01	02	00	03	26
15	Thomas, Misty	03	07	00	00	01	05	06	00	03	00	01	27
Totals		21	51	26	33	24	29	68	08	16	02	08	200

FG%: 1ST HALF .320 08/25 2ND HALF .500 13/26 GAME .412 21/51 TEAM REBOUNDS / RETOUR EQUIPE: 07
FT%: 1ERE DEM. .850 17/20 2EME DEM. .692 09/13 PARTIE .788 26/33

No.	NAME	FLD. GOALS		FR. THROWS	REBND	FOULS	PTS	ASST	TURN.	BLKED	STEAL	MIN	
		PANIER	LANCERS										
		FG	FGA	RET	FTES	ERR.	SHOTS						
V W													
4	Ozegovic, Sanja	05	07	00	03	01	03	10	05	03	00	00	21
5	Suka, Slavica	00	00	00	00	00	00	00	00	00	00	00	00
6	Kommenovic, Jelica	01	01	02	02	04	05	04	00	02	00	03	18
7	Pocckovic, Zagorka	02	06	00	01	02	05	04	01	03	02	01	21
8	Vangelovska, Stojna	01	02	02	04	05	03	04	05	05	00	00	25
9	Pecikoza, Slavica	00	02	00	00	00	01	00	00	01	00	00	05
10	Golic, Sladjana	01	02	02	03	04	05	04	00	01	00	01	18
1													



Women / Preliminary Pool
Statistics Match 13 / Aug. 05

Femmes / poule preliminaire
Statistiques match 13 / 05 Aout

NO.	NAME	FLD. GOALS		FR. THROWS		REBND	FOULS	PTS	ASST	TURN.	BLKED	STEAL	MIN
		PANIER	FGA	LANCERS	FTA								
KOR													
4	Choi, Aei-Young	05	12	02	02	01	03	12	03	00	00	02	40
5	Park, Yang-Gae	00	00	00	00	00	00	00	00	00	00	00	00
6	Kim, Eun-Sook	00	00	00	00	00	00	00	00	00	00	00	00
7	Lee, Hyung-Sook	02	06	02	02	03	02	06	08	03	00	03	40
8	Choi, Kyung-Hee	00	00	00	00	00	00	00	00	00	00	00	00
9	Lee, Mi-Ja	00	00	00	00	00	00	00	00	00	00	00	00
10	Moon, Kyung-Ja	00	00	00	00	00	00	00	00	00	00	00	00
11	Kim, Hwa-Soon	08	16	00	00	04	04	16	03	02	00	03	40
12	Jeong, Myung-Hee	00	00	00	00	00	00	00	00	00	00	00	00
13	Kim, Young-Hee	00	00	00	00	00	00	00	00	00	00	00	00
14	Sung, Jung-A	05	06	03	03	05	02	13	01	02	00	03	40
15	Park, Chan-Sook	10	16	02	03	04	03	22	04	02	00	01	40
Totals		30	56	09	10	17	14	69	19	09	00	12	200

FG%: 1ST HALF .552 16/29 2ND HALF .519 14/27 GAME .536 30/56 TEAM REBOUNDS/RETOUR EQUIPE: 05
FT%: 1ERE DEM. .667 02/03 2EME DEM. 1.000 07/07 PARTIE .900 09/10

NO.	NAME	FLD. GOALS		FR. THROWS		REBND	FOULS	PTS	ASST	TURN.	BLKED	STEAL	MIN
		PANIER	FGA	LANCERS	FTA								
CHN													
4	Chen, Yuefang	00	00	00	00	00	00	00	02	00	00	00	12
5	Li, Xiaoqin	00	00	00	00	00	01	00	01	00	00	00	05
6	Ba, Yan	00	00	00	00	00	00	00	00	00	00	00	00
7	Song, Xiaobo	07	11	00	00	06	04	14	06	04	00	01	40
8	Qiu, Chen	05	11	02	02	04	02	12	07	05	00	00	35
9	Wang, Jun	00	00	00	00	00	00	00	00	00	00	00	00
10	Xiu, Lijuan	03	07	00	00	05	01	06	01	00	00	01	30
11	Zheng, Haixia	04	04	00	00	03	01	08	01	04	02	00	22
12	Cong, Xuedi	08	13	00	00	01	02	16	00	03	00	01	40
13	Zhang, Hui	00	00	00	00	00	00	00	00	00	00	00	00
14	Liu, Qing	00	02	00	00	05	04	00	02	02	00	02	16
	Zhang, Yueqin	00	00	00	00	00	00	00	00	00	00	00	00
Totals		27	48	02	02	24	15	56	18	20	02	05	200

FG%: 1ST HALF .667 12/18 2ND HALF .500 15/30 GAME .563 27/48 TEAM REBOUNDS/RETOUR EQUIPE: 02
FT%: 1ERE DEM. 1.000 01/01 2EME DEM. 1.000 01/01 PARTIE 1.000 02/02

SCORE BY PERIODS/SCORE PAR PERIODE:					
1ST HALF	2ND HALF	OVERTIME	OVERTIME	FINAL	
1ERE DEM	2EME DEM	SURTEMPS	SURTEMPS	FINALE	
KOR	34	35	-	-	69
CHN	25	31	-	-	56

REFEREES/ARBITRES:
REYNOSO USA
KOTLEBA TCH

Women / Preliminary Pool
Statistics Match 14 / Aug. 05

Femmes / poule preliminaire
Statistiques match 14 / 05 Aout

NO.	NAME	FLD. GOALS		FR. THROWS		REBND	FOULS	PTS	ASST	TURN.	BLKED	STEAL	MIN
		PANIER	FGA	LANCERS	FTA								
CAN													
4	Polson, Lynn	00	02	02	03	00	04	02	00	01	00	03	20
5	McAra, Tracie	01	01	00	00	00	00	02	01	00	00	00	03
6	Pendergast, Anna	02	04	00	00	01	00	04	00	00	00	00	07
7	Huband, Debbie	01	05	00	00	02	01	02	00	03	00	00	25
8	Sealey, Carol Jane	00	02	00	00	00	00	00	01	00	00	00	05
9	Lang, Allison	04	14	04	08	05	03	12	00	02	01	01	23
10	Smith, Bev	04	09	07	10	04	05	15	02	03	00	03	26
11	Sweeney, Sylvia	03	10	02	03	05	04	08	01	06	00	02	26
12	Clarkson-Lohr, Candi	01	01	00	00	03	04	02	00	00	00	01	17
13	Kordic, Toni	00	00	00	00	00	00	00	00	00	00	00	00
14	Blackwell, Andrea	04	12	00	01	05	01	08	01	04	00	00	22
15	Thomas, Misty	03	04	00	00	04	02	06	00	02	00	00	26
Totals		23	64	15	25	29	24	61	06	21	01	10	200

FG%: 1ST HALF .286 10/35 2ND HALF .448 13/29 GAME .359 23/64 TEAM REBOUNDS/RETOUR EQUIPE: 11
FT%: 1ERE DEM. .733 11/15 2EME DEM. .400 04/10 PARTIE .600 15/25

NO.	NAME	FLD. GOALS		FR. THROWS		REBND	FOULS	PTS	ASST	TURN.	BLKED	STEAL	MIN
		PANIER	FGA	LANCERS	FTA								
USA													
4	Edwards, Teresa	01	03	00	00	04	03	02	01	01	00	01	13
5	Henry, Lea	01	02	02	02	01	00	04	07	02	00	01	23
6	Woodard, Lynette	04	08	02	02	06	02	10	02	04	00	02	18
7	Donovan, Anne	06	09	02	02	06	04	14	01	01	01	01	20
8	Boswell, Cathy	00	03	00	00	01	03	00	01	02	00	00	11
9	Miller, Cheryl	06	10	00	03	07	03	12	03	02	01	03	18
10	Lawrence, Janice	04	08	01	02	04	03	09	01	01	01	00	19
11	Noble, Cindy	04	04	02	03	02	00	10	00	01	00	00	17
12	Mulkey, Kim	03	06	01	02	02	00	07	00	02	00	01	17
13	Curry, Denise	03	05	03	04	02	00	09	02	02	00	00	20
14	McGee, Pamela	04	06	00	00	04	03	08	04	00	00	00	14
15	Menken-Schaudt, Carol	03	04	01	02	03	01	07	01	00	00	01	10
Totals		39	68	14	22	42	22	92	23	18	03	10	200

FG%: 1ST HALF .576 19/33 2ND HALF .571 20/35 GAME .574 39/68 TEAM REBOUNDS/RETOUR EQUIPE: 06
FT%: 1ERE DEM. .750 03/04 2EME DEM. .611 11/18 PARTIE .636 14/22

SCORE BY PERIODS/SCORE PAR PERIODE:					
1ST HALF	2ND HALF	OVERTIME	OVERTIME	FINAL	
1ERE DEM	2EME DEM	SURTEMPS	SURTEMPS	FINALE	
CAN	31	30	-	-	61
USA	41	51	-	-	92

REFEREES/ARBITRES:
CROUCH AUS
RAMIREZ MEX

Women / Preliminary Pool
Statistics Match 15 / Aug. 05

Femmes / poule preliminaire
Statistiques match 15 / 05 Aout

NO.	NAME	FLD. GOALS		FR. THROWS		REBND	FOULS	PTS	ASST	TURN.	BLKED	STEAL	MIN
		PANIER	FGA	LANCERS	FTA								
AUS													
4	Maier, Robyn	05	17	03	07	05	03	13	02	01	00	00	09
5	Marshall, Bronwyn	00	00	00	00	00	00	00	00	01	01	02	14
6	Cheesman, Jennifer	01	09	04	06	05	05	06	00	00	00	00	22
7	Cockrem, Patricia	00	01	00	00	01	00	00	00	00	00	00	00
8	Quinn, Donna	00	02	00	00	01	01	00	00	02	00	00	26
9	Mickan, Patricia	04	08	07	08	11	05	15	00	02	00	00	24
10	Nykiel, Julie	03	11	02	03	06	02	08	00	00	00	00	00
11	Foster, Kathryn	03	10	02	02	08	02	08	01	00	00	01	05
12	Moffa, Marina	00	00	00	00	00	00	00	00	02	00	02	13
13	Dalton, Karen	00	01	00	00	01	00	00	00	02	00	02	13
14	Laidlaw, Wendy	00	04	02	02	02	00	02	04	01	02	03	19
15	Geh, Susanna	05	13	00	00	03	03	10	04	01	02	03	19
Totals		21	76	20	28	43	21	62	14	11	03	12	200

FG%: 1ST HALF .200 07/35 2ND HALF .341 14/41 GAME .276 21/76 TEAM REBOUNDS/RETOUR EQUIPE: 11
FT%: 1ERE DEM. .786 11/14 2EME DEM. .643 09/14 PARTIE .714 20/28

NO.	NAME	FLD. GOALS		FR. THROWS		REBND	FOULS	PTS	ASST	TURN.	BLKED	STEAL	MIN
		PANIER	FGA	LANCERS	FTA								
YUG													
4	Ozegovic, Sanja	03	05	04	04	04	05	10	01	02	01	01	19
5	Suka, Slavica	00	01	00	00	00	00	00	02	03	00	01	20
6	Kommenovic, Jelica	01	03	00	00	02	03	02	00	00	00	00	00
7	Pocckovic, Zagorka	02	04	02	03	03	03	06	00	00	00	00	00
8	Vangelovska, Stojna	01	03	00	00	01	01	02	00	01	00	01	14
9	Pecikozza, Slavica	00	00	00	00	00	00	00	01	04	09	02	34
10	Golic, Stadjana	03	08	00	00	04	01	06	00	01	00	01	05
11	Domik, Polona	05	10	04	06	11	03	14	04	01	00	00	31
12	Majstorovic, Biljana	00	00	01	02	01	00	01	01	03	00	01	16
13	Perazic, Jasmina</												

Basketball

Basket-ball

Women / Final (1st & 2nd Place)
Statistics Match 17 / Aug. 07

Femmes / finale
Statistiques match 17 / 07 Aout

NO.	NAME	FLD. GOALS PANIERS FG FGA	FR. THROWS LANCERS FT FTA	REBND RETOUR	FOULS FTES	PTS	AST 03	TRN. ERR. 03	BLKED SHOTS 00	STAL 02	MIN 24
USA											
04	Edwards, Teresa	01 02	00 00	01 01	02	01	01	02	00	02	17
05	Henry, Lea	02 03	00 00	00 00	04	02	00	00	01	10	
06	Woodard, Lynette	03 09	01 03	03 01	07	05	00	00	02	23	
07	Donovan, Anne	03 07	00 00	02 01	06	02	02	01	00	26	
08	Boswell, Cathy	02 03	00 00	00 01	04	01	02	00	02	21	
09	Miller, Cheryl	07 10	02 03	11 03	16	01	02	00	02	21	
10	Lawrence, Janice	06 11	02 02	12 01	14	02	02	00	00	16	
11	Noble, Cindy	03 05	04 05	04 02	10	02	02	00	00	16	
12	Mulkey, Kim	02 04	02 02	02 02	06	01	01	00	00	14	
13	Curry, Denise	02 05	02 02	04 00	06	00	01	00	01	12	
14	McGee, Pamela	02 07	02 02	04 00	06	00	00	00	00	04	
15	Menken-Schautd, Carol	02 02	00 00	03 00	04	00	00	00	00	04	
Totals		35 68	15 19	46 12	85	21	17	03	10	200	

FG%: 1ST HALF .516 16/31 2ND HALF .514 19/37 GAME .515 35/68 TEAM REBOUNDS/RETOUR EQUIPE: 03
FT%: 1ERE DEM. .999 10/11 2EME DEM. .825 05/08 PARTIE .789 15/19

KOR											
05	Park, Yang-Gae	00 00	00 00	00 00	00	00	00	00	00	00	00
06	Kim, Eun-Sook	00 01	00 00	00 00	00	00	00	00	00	01	02
07	Lee, Hyung-Sook	02 04	02 02	02 04	06	06	05	00	03	34	
08	Choi, Kyung-Hee	00 01	00 00	01 00	00	00	00	00	01	04	
09	Lee, Mi-Ja	00 01	00 00	00 01	00	00	01	00	01	06	
10	Moon, Kyung-Ja	00 00	00 00	00 01	00	00	00	00	00	04	
11	Kim, Hwa-Soon	06 13	03 05	03 04	15	02	05	00	00	39	
12	Jeong, Myung-Hee	00 02	00 00	00 00	00	00	00	00	00	02	
13	Kim, Young-Hee	00 01	00 00	01 03	00	00	00	01	00	09	
14	Sung, Jung-A	05 10	01 01	07 03	11	03	03	00	01	40	
15	Park, Chan-Sook	01 10	01 01	02 02	03	02	03	00	00	24	
Totals		23 58	09 11	20 22	55	16	18	01	09	200	

FG%: 1ST HALF .429 12/28 2ND HALF .387 11/30 GAME .397 23/58 TEAM REBOUNDS/RETOUR EQUIPE: 05
FT%: 1ERE DEM. 1.000 03/03 2ERE DEM. .759 06/08 PARTIE .818 09/11

SCORE BY PERIODS/SCORE PAR PERIODE:				
1ST HALF 1ERE DEM	2ND HALF 2ERE DEM	OVERTIME SURTEMPS	OVERTIME SURTEMPS	FINAL FINALE
USA 42	43	-	-	85
KOR 27	28	-	-	55

REFEREE/ARBITRES:
KOTLEBA TCH
FIORITO ITA

USA vs. KOR Gold Medal Game: Play-by-Play 7 August 1984

Officials Vittorio Fiorito (ITA) and Lubomir Kotleba (TCH)
Lineups USA—Henry, Woodard, Donovan, Miller, Lawrence
KOR—A. Choi, H. Lee, H. Kim, Sung, Park

FIRST HALF TIME	USA	KOR	DESCRIPTION (assist)
2000			USA controls tip
1950			H. Lee (personal foul #1, team foul #1) commits foul
1937	2		Woodard 5-foot bank shot (Miller)
1912		2	H. Kim 20-foot jump shot at left baseline (H. Lee)
1903			Sung (P1,T2) commits foul
1749			Woodard (P1,T1) commits foul
1729			H. Kim (P1,T3) commits foul
1711		(3)(4)	H. Kim (Lawrence P1,T2) shoots 3 to make 2
1630	4		Henry 15-foot jump shot straightaway (Woodard)
1608		6	H. Kim 18-foot jump shot at left angle
1556	6		Donovan 10-foot jump shot at left baseline (Henry)
1539		8	Sung 15-foot jump shot at right of circle (Park)
1513	(7)(8)		Miller (H. Lee P2,T4) shoots 3 to make 2
1501	10		Lawrence rebound own miss and layup (Miller)
1448			TIMEOUT KOREA NO. 1
1442	12		Miller rebound and layup
1422		10	A. Choi backdoor layup from Park
1406		12	H. Lee 15-foot jump shot straightaway (H. Lee)
1354	14		Donovan rebound and layup
1305	16		Lawrence 5-foot bank shot at left side
1234			H. Lee (P3,T5) commits foul
1234			NOBLE AND CURRY for WOODARD AND DONOVAN
1225	18		Lawrence 5-foot turnaround shot in lane (Miller)
1158			H. Kim (P2,T6) commits foul
1158			BOSWELL for MILLER
1158			M. LEE for H. LEE
1145	20		Noble 3-foot bank shot (Boswell)
1031			A. Choi (P1,T7) commits foul
1031			MULKEY AND McGEE for LAWRENCE AND HENRY
1031			MOON for PARK
1025			Mulkey offensive foul (P1,T3)
1002		14	H. Kim backdoor layup (A. Choi)
0946	22		Boswell 18-foot fallaway shot at right baseline
0914	(23)(24)		McGee (H. Kim P3,T8) shoots 3 to make 2
0914			MILLER for BOSWELL
0848	26		Miller driving fastbreak layup at left
0848	(x)		Miller (Moon P1,T9) shoots 1
0848			H. LEE AND PARK for M. LEE AND MOON
0820			Mulkey (P2,T4) commits foul
0810	(27)(28)		Mulkey (A. Choi P2) shoots 2
0802		16	Park driving layup
0802		(17)	Park (Noble P1,T5) shoots 1
0722	(29)(30)		Noble (Park P1) shoots 3 to make 2
0647	32		McGee fastbreak layup (Miller)
0629		19	A. Choi 22-foot jump shot straightaway (H. Lee)
0617	(33)(34)		Curry (Sung P2) shoots 2
0617			HENRY, DONOVAN, LAWRENCE for BOSWELL, McGEE, MULKEY
0617			WOODARD for CURRY
0518			Miller (P1,T6) commits foul
0518			EDWARDS for MILLER
0506			Sung offensive foul (P3)
0430		21	A. Choi 20-foot jump shot at left angle
0414	36		Lawrence layup (Edwards)
0354		23	A. Choi 20-foot jump shot at right angle
0329	38		Woodard 10-foot jump shot in lane (Edwards)
0303			TIMEOUT KOREA NO. 2

FIRST HALF TIME	USA	KOR	DESCRIPTION (assist)
0303			NOBLE for DONOVAN
0245	40		Lawrence layup (Edwards)
0156	42		Henry 20-foot jump shot (Noble)
0124			Park offensive foul (P2)
0103		25	A. Choi driving 8-foot bank shot in lane
0035		27	A. Choi 20-foot jump shot at right angle

HALFTIME SCORE: USA 42 KOR 27

SECOND HALF

Lineups USA—Woodard, Donovan, Henry, Lawrence, Miller
KOR—A. Choi, Park H. Kim, H. Lee, Sung

TIME	USA	KOR	DESCRIPTION (assist)
2000	42	27	HALFTIME SCORE
2000			Tip to Korea
1919		29	A. Choi layup (Park)
1852	(43)(44)		Lawrence (A. Choi P3,T1) shoots 3 to make 2
1831	31		Sung give-and-go layup (H. Lee)
1815	46		Miller hanging 5-foot bank shot in lane
1754		33	Sung rebounds own miss and layup
1754		(34)	Sung (Donovan P1,T1) shoots 1
1732			A. Choi offensive foul (P4,T2)
1725			H. Kim (P4,T3) commits foul
1725			MULKEY for HENRY
1719			H. Lee (P4,T4) commits foul
1702	48		Woodard rebound of Donovan miss and layup
1644		36	Sung 15-foot jump shot straightaway
1550		38	H. Kim driving layup at right baseline
1538	50		Mulkey driving layup at left
1511			NOBLE AND CURRY for DONOVAN AND WOODARD
1511			M. LEE for H. KIM
1454	52		Miller rebound and layup after dribble drive
1424	54		Curry fastbreak layup, baseball throw (Miller)
1409	56		Miller breakaway layup (Lawrence)
1334	58		Curry fastbreak layup (Miller)
1334			TIMEOUT KOREA NO. 1
1334			BOSWELL for MILLER
1334			H. KIM for PARK
1240			M. Lee (P1,T5) commits foul
1228	60		Mulkey driving layup at left baseline
1158	62		Lawrence 10-foot bank shot at right angle (Mulkey)
1141			Curry (P1,T2) commits foul
1141			Y. KIM for M. LEE
1129		40	A. Choi 20-foot jump shot at left baseline
1044		42	H. Kim 22-foot jump shot at left baseline (A. Choi)
0959	64		Boswell length-of-court drive for layup
0941		44	A. Choi 18-foot jump shot at right baseline
0901			Y. Kim (P1,T6) commits foul
0901			McGEE AND MILLER for LAWRENCE AND BOSWELL
0817		(45)(46)	A. Choi (Miller P2,T3) intentional foul; shoots 2
0802	(65)(66)		Noble (Y. Kim P2,T7) shoots 3 to make 2
0802			WOODARD AND HENRY for CURRENT AND MULKEY
0724	68		Miller 5-foot jump shot in lane on fastbreak (Henry)
0702		48	H. Kim 10-foot jump shot in lane (A. Choi)
0642	70		Noble rebound McGee miss and layup
0623		50	H. Lee 15-foot jump shot (Sung)
0614	72		McGee layup (Miller)
0529	74		Noble 10-foot jump shot at right baseline
0438	76		Miller rebound of Henry miss and layup on fastbreak
0418			Miller (P3,T4) commits foul
0418			MENKEN-SCHAUDT AND EDWARDS for MILLER AND NOBLE
0347		(51)(52)	H. Lee (Edwards P1,T5) shoots 3 to make 2
0347			K. CHOI for A. CHOI
0328	(77)(x)(x)		Woodard (Y. Kim P3,T8) shoots 3 to make 2
0258	79		Menken-Schautd 2-foot jump shot (Henry)
0236		54	Sung reverse layup
0204			MULKEY, DONOVAN AND BOSWELL for WOODARD, HENRY AND McGEE
0204			E. KIM AND JEONG for H. LEE AND Y. KIM
0151	81		Menken-Schautd 5-foot jump shot in lane
0110	83		Edwards rebound of Mulkey miss and layup
0030		(x)(x)(55)	H. Kim (Boswell P1,T6) shoots 3 to make 2
0015	85		Donovan layup (Boswell)

FINAL SCORE: USA 85 KOR 55

USA-KOR Match pour la Médaille d'Or: Action par Action 7 Août 1984

Arbitrage Vittorio Fiorito (Italie) et Lubomir Kotleba (Tchécoslovaquie)
Joueuses sur le terrain ETATS-UNIS—Henry, Woodard, Donovan, Miller, Lawrence
COREE—A. Choi, H. Lee, H. Kim, Sung, Park

PREMIERE MI-TEMPS TEMPS	USA	KOR	DESCRIPTION (assist)
2000			Prise du ballon par les Etats-Unis
1950			Faute de H. Lee, 1 ère faute personnelle (P1), 1 ère faute de l'équipe (E1) coréenne
1937	2		Lancer par le panneau d'1,50m de Woodward (Miller)
1912		2	Lancer en extension de 6m par H. Kim (H. Lee)
1903			Faute de Sung (P1,E2)
1749			Faute de Woodard (P1,E1)
1729			Faute de H. Kim (P1,E3)
1711		(3)(4)	Sur faute de Lawrence (P1,E2), H. Kim réussit 2 de ses 3 lancers francs
1630	4		Tir en extension de 4,50m d'Henry (Woodard)
1608		6	Tir en extension de 5,50, de H. Kim depuis l'angle gauche
1556	6		Tir en extension de 3m de Donovan (Henry)
1539		8	Tir en extension de 4,60m de Sun (Park)
1513	(7)(8)		Sur faute de H. Lee (P2,E4) Miller réussit 2 de ses lancers francs
1501	10		Sur son rebond manqué, Lawrence effectue un lancer déposé (Miller)
1448			PREMIER TEMPS-MORT POUR LA COREE
1442	12		Rebond et lancer déposé de Miller



PREMIERE TEMPS	MI-TEMPS USA	KOR	DESCRIPTION (assist)
1422		10	A.Choi tente de transformer le lancer déposé de Park
1406		12	Tir direct en extension de 4.50m de H. Lee (H. Lee)
1354	14		Rebond et lancer déposé de Donovan
1305	16		Lancer d'1,50m par le panneau depuis l'angle gauche par Lawrence
1234			Faute de H. Lee (P3,E5)
1234			NOBLE ET CURRY remplacent WOODARD ET DONOVAN
1225	18		Lancer en vrille d'1,50 de Lawrence (Miller)
1158			Faute de Kim (P2,E6)
1158			BOSWELL remplace MILLER
1158			M. LEE remplace H. LEE
1145	20		Lancer d'1m par le panneau de Noble (Boswell)
1031			Faute d'A. Choi (P1,E7)
1031			MULKEY ET McGEE remplacent LAWRENCE ET HENRY
1031			MOON remplace PARK
1025			Contre-offensive de Mulkey (P1,E3)
1002		14	Lancer déposé de H. Kim (A. Choi)
0946	22		Tir en déséquilibre de 5,50m depuis l'angle droit de Boswell
0914	(23)(24)		Faute de H. Kim (P3,E8) McGee réussit 2 de ses 3 lancers francs
0848			Miller remplace Boswell
0848	26		Contre-attaque et montée au panier de Miller qui effectue un lancer déposé depuis l'angle gauche
0848	(x)		Tir non réussi de Miller sur faute de Moon (P1,E9)
0848			H. LEE ET PARK remplacent M. LEE ET MOON
0820			Mulkey commet une faute (P2,E4)
0810	(27)(28)		Sur faute de A. Choi (P2), Mulkey réussit 2 lancers francs
0802		16	Montée au panier et lancer déposé de Park
0802		(17)	Sur faute de Noble (P1,E5), Park réussit 1 lancer franc
0722	(29)(30)		Sur faute de Park (P1), Noble réussit 2 de ses 3 lancers francs
0647	32		Contre-attaque et lancer déposé de McGee (Miller)
0629		19	Tir direct en suspension de 6,50m d'A. Choi (H. Lee)
0617	(33)(34)		Sur faute de Sung (P2). Curry réussit 2 lancers francs
0617			HENRY, DONOVAN, LAWRENCE remplacent BOSWELL, McGEE, MULKEY
0617			WOODARD remplace CURRY
0518			Faute de Miller (P1,E6)
0518			EDWARDS remplace MILLER
0506			Faute offensive de Sung (P3)
0430		21	Tir en suspension de 6m depuis l'angle gauche d'A. Choi
0414	36		Lancer déposé de Lawrence (Edwards)
0354		23	Tir en extension de 6m depuis l'angle droit d'A. Choi
0329	38		Tir en extension de 3m de Woodard (Edwards)
0303			DEUXIEME TEMPS-MORT POUR LA COREE
0303			NOBLE remplace DONOVAN
0245	40		Lancer déposé de Lawrence (Edwards)
0156	42		Tir en extension de 6m par Henry (Noble)
0124			Faute offensive de Park (P2)
0103		25	Montée au panier et lancer par le panneau de 2,50 par A. Choi
0035		27	Tir de 6m en extension depuis l'angle droit d'A. Choi

SCORE MI-TEMPS: USA 42 KOR 27

DEUXIEME MI-TEMPS

Joueuses sur le terrain ETATS-UNIS—Woodard, Donovan, Henry, Lawrence, Miller COREE—A. Choi, Park, H. Kim, H. Lee, Sung

TEMPS	USA	KOR	DESCRIPTION (assist)
2000	42	27	MARQUE ALA MI-TEMPS
2000			Prise de ball par la Corée
1919		29	Lancer déposé d'A. Choi (Park)
1852	(43)(44)		Sur faute d'A. Choi (P3,E1) Lawrence réussit 2 lancers francs
1831	31		Lancer déposé de Sung (H. Lee)
1815	46		Lancer par le panneau d'1,50m de Miller
1754		33	Sung reprend son tir manqué et effectue un lancer déposé
1754		(34)	Sur faute de Donovan (P1,E1), Sung réussit 1 lancer franc
1732			Faute offensive d'A. Choi (P4,E2)
1725			Faute de H. Kim (P4,E3)
1725			MULKEY remplace HENRY
1719			Faute de H. Lee (P4,E4)
1702	48		Woodard reprend le rebond manqué de Donovan et effectue 1 panier déposé
1644		36	Tir en suspension de 4,50m de Sung
1550		38	Montée au panier et lancer déposé de Kim
1538	50		Montée au panier par la gauche et lancer déposé de Mulkey
1511			NOBLE ET CURRY remplacent DONOVAN ET WOODARD
1511			M. LEE remplace H. KIM
1454	52		Rebond et lancer déposé de Miller après montée au panier en dribblant
1424	54		Contre-attaque et lancer déposé de Curry, lancer à bras cassé de Miller
1409	56		Contre-attaque et lancer déposé de Miller (Lawrence)
1334	58		Contre-attaque et lancer déposé de Curry (Miller)
1334			PREMIER TEMPS-MORT POUR LA COREE
1334			BOSWELL remplace MILLER
1334			H. KIM remplace PARK
1240			Faute de M.Lee (P1,E5)
1228	60		Montée au panier et lancer déposé de Mulkey
1158	62		Lancer de 3m par le panneau depuis l'angle droit de Lawrence (Mulkey)
1141			Faute de Curry (P1,E2)
1141			Y. KIM remplace M. LEE
1129		40	Tir en suspension de 6m d'A. Choi
1044		42	Tir en suspension de 6,50 de H. Kim (A. Choi)
0959	64		Montée au panier sur toute la longueur du terrain et lancer déposé de Boswell
0941		44	Tir en suspension de 5,50m d'A. Choi
0901			Faute de Y. Choi (P1,E6)
0901			MCGEE ET MILLER remplacent LAWRENCE ET BOSWELL
0817	(45)(46)		Sur faute intentionnelle de Miller (P2,E3), A. Choi réussit 2 lancers francs

DEUXIEME TEMPS	MI-TEMPS USA	KOR	DESCRIPTION (assist)
0802	(65)(66)		Sur faute de Y. Kim (P2,E7), Noble réussit 2 de ses 3 lancers francs
0802			WOODARD ET HENRY remplacent CURRENT ET MULKEY
0724	68		Miller réussit un tir en suspension d'1,50m sur contre-attaque (Henry)
0702		48	Tir en extension de 3m par H. Kim
0642	70		Noble saisit au rebond la balle manquée de McGee et effectue un panier déposé
0623		50	Tir en suspension de 4,50m de H. Lee (Sung)
0614	72		Lancer déposé de McGee (Miller)
0529	74		Tir de 3m en suspension depuis l'angle droit de Noble
0438	76		Prise au rebond par Miller de la balle manquée d'Henry et panier déposé après contre-attaque
0418			Faute de Miller (P3,E4)
0418			MENKEN-SCHAUDT ET EDWARDS remplacent MILLER ET NOBLE
0347	(51)(52)		Sur faute d'Edwards (P1,E5) H. Lee réussit 2 de ses 3 lancers francs
0347			K. CHOI remplace A. CHOI
0328	(77)(x)(x)		Sur faute de Y. Kim (P3,E8), Woodard réussit 1 de ses 3 lancers francs
0258	79		Menken-Schaudt effectue un tir en suspension de 0,50 (Henry)
0236		54	Lancer déposé en revers de Sung
0204			MULKEY, DONOVAN ET BOSWELL remplacent WOODARD, HENRY ET MCGEE
0204			E. KIM ET JEONG remplacent H. LEE ET Y. KIM
0151	81		Menken-Schaudt effectue un tir en suspension d'1m50
0110	83		Edwards prend en rebond le tir manqué de Mulkey et effectue un panier déposé
0030		(x)(x)(55)	H. Kim sur faute de Boswell (P1,E6) réussit 1 de ses 3 lancers francs
0015	85		Lancer déposé de Donovan (Boswell)

MARQUE FINALE: USA 85 KOR 55

Women / Preliminary Pool and Finals Team Standing / Aug. 07

Femmes / poula préliminaire et finales Classement des équipes / 07 Aout

COUNTRY PAYS	PLAYED JOUES	WON GAGNES	LOST PERDUS	FOR POUR	AGAINST CONTRE	POINTS
1 USA	5	5	0	431	265	10
2 KOR	5	4	1	292	302	9
3 CAN	5	2	2	313	335	7
4 CHN	5	2	3	318	348	7
5 YUG	5	1	4	293	347	6
6 AUS	5	1	4	267	317	6

POOL PROGRESS / DEROULEMENT DE LA POULE

	USA	YUG	CHN	AUS	CAN	KOR
USA	X	83-55	91-55	81-47	92-61	84-47
YUG	55-83	X	58-79	59-62	69-68	52-55
CHN	55-91	79-58	X	67-64	61-66	56-69
AUS	47-81	62-59	64-67	X	46-56	48-54
CAN	61-92	68-69	66-61	56-46	X	62-67
KOR	47-84	55-52	69-56	54-48	67-62	X

Match Summary

Match Sommaire

MATCH	ATTENDANCE					
1 USA	83	YUG	55	8,943		
2 CHN	67	AUS	64	6,738		
3 KOR	67	CAN	62	6,674		
4 USA	81	AUS	47	7,538		
5 KOR	55	YUG	52	12,081		
6 CAN	66	CHN	61	6,286		
7 CAN	56	AUS	46	6,441		
8 USA	84	KOR	47	11,965		
9 CHN	79	YUG	58	9,312		
10 KOR	54	AUS	48	7,532		
11 YUG	69	CAN	68	12,692		
12 USA	91	CHN	55	13,386		
13 KOR	69	CHN	56	12,475		
14 USA	92	CAN	61	12,475		
15 AUS	62	YUG	59	12,206		
3rd/4th CHN	63	CAN	57	11,280		
1st/2nd USA	85	KOR	55	11,280		

Women / Scorer Standing Aug. 07

Femmes / classement des buteurs 07 Aout

RANK RANG	CTRY	NAME	GAMES MATCHES	POINTS MOYENNE	AVERAGE
1	KOR	Kim, Hwa-Soon	6	101	16.8
2	USA	Miller, Cheryl	6	99	16.5
3	CAN	Smith, Bev	6	85	14.2
4	CHN	Song, Xiaobo	6	84	14.0
5	YUG	Perazic, Jasmina	5	65	13.0
6	KOR	Park, Chan-Sook	6	77	12.8
7	KOR	Choi, Aei-Young	6	75	12.5
8	YUG	Domik, Polona	5	59	11.8
9	AUS	Nykiel, Julie	5	58	11.6
10	CHN	Cong, Xuedi	6	65	10.8
	YUG	Pocckovic, Zagorka	5	54	10.8
12	CAN	Lang, Alison	6	63	10.5
	USA	Woodard, Lynette	6	63	10.5
14	CHN	Qiu, Chen	6	58	9.7
15	USA	Lawrence, Janice	6	57	9.5
16	AUS	Foster, Kathryn	5	45	9.0
17	CAN	Blackwell, Andrea	6	53	8.8
18	CAN	Sweeney, Sylvia	6	52	8.7
	USA	Noble, Cindy	6	52	8.7
20	AUS	Maher, Robyn	5	43	8.6

Basketball

Women / Accumulated Statistics Aug. 07

Femmes / statistiques cumulatives 07 Aout

	MATCHES PLAYED JOUES	FLD. GOALS		FR. LANCERS	THROWS RET.	RBNDS	ASST	BLKD	STL	POINTS		
		PANIER	FGA %							FT	FTA %	TOT
AUS												
Maher, Robyn	5	17	59 29	9	13 69	17	15	3	8	43	9 13	
Marshall, Bronwyn	1	0	0 0	0	0 0	1	1	0	0	0	0 0	
Cheesman, Jennifer	5	8	29 28	21	27 78	17	19	0	13	37	7 13	
Cockrem, Patricia	5	2	17 12	2	2 100	4	3	0	4	6	1 4	
Quinn, Donna	5	2	14 14	6	10 60	9	2	3	5	10	2 4	
Mickan, Patricia	5	10	31 32	15	18 83	36	5	2	4	35	7 15	
Nykiel, Julie	5	19	51 37	20	34 59	26	2	1	2	58	12 18	
Foster, Kathryn	5	17	40 43	11	16 69	27	4	3	4	45	9 16	
Moffa, Marina	2	0	0 0	0	0 0	0	0	0	0	0	0 0	
Dalton, Karen	5	2	10 20	2	2 100	10	1	0	5	6	1 4	
Laidlaw, Wendy	5	7	19 37	2	2 100	4	1	0	3	16	3 6	
Geh, Susanna	3	5	14 36	1	3 33	5	4	2	3	11	4 10	
Totals		89	284 31	89	127 70	198	57	14	51	267	53	
Opponents		123	265 46	71	97 73	203	84	23	45	317	63	
CAN												
Polson, Lynn	6	8	17 47	6	11 55	13	6	0	8	22	4 8	
McAra, Tracie	4	2	3 67	0	2 0	0	3	0	0	4	1 2	
Pendergast, Anna	5	2	7 29	0	0 0	4	1	0	0	4	1 4	
Huband, Debbie	6	12	35 34	5	7 71	5	5	0	1	29	5 12	
Sealey, Carol Jane	2	0	2 0	1	2 50	0	1	0	0	1	1 1	
Lang, Alison	6	23	51 45	17	23 74	21	1	4	4	63	11 21	
Smith, Bev	6	27	56 48	31	36 86	40	11	1	8	85	14 24	
Sweeney, Sylvia	6	17	43 40	18	26 69	35	15	2	7	52	9 15	
Clarkson-Lohr, Candi	6	7	13 54	10	12 83	13	3	2	5	24	4 10	
Kordic, Toni	1	0	0 0	0	0 0	0	0	0	0	0	0 0	
Blackwell, Andrea	6	17	42 40	19	31 61	24	6	0	6	53	9 13	
Thomas, Misty	6	15	31 48	3	3 100	17	10	0	5	33	6 10	
Totals		130	300 43	110	153 72	220	62	9	44	370	62	
Opponents		163	327 50	72	121 60	206	97	12	54	398	66	
CHN												
Chen, Yuefang	5	8	18 44	8	14 57	15	0	5	3	24	5 13	
Li, Xiaoqin	6	10	22 45	3	4 75	6	13	0	1	23	4 11	
Ba, Yan	1	1	2 50	0	0 0	1	1	0	0	2	2 2	
Song, Xiaobo	6	32	63 51	20	26 77	29	33	1	8	84	14 27	
Qiu, Chen	6	21	45 47	16	21 76	20	18	0	1	58	10 15	
Wang, Jun	1	1	2 50	0	0 0	0	0	0	0	2	2 2	
Xiu, Lijuan	5	16	28 57	5	6 83	11	4	0	4	37	7 13	
Zheng, Haixia	5	16	27 59	5	7 71	12	2	4	0	37	7 13	
Cong, Xuedi	6	30	62 48	5	6 83	20	17	0	16	65	11 16	
Zhang, Hui	3	1	6 17	1	2 50	2	6	0	2	3	1 3	
Liu, Qing	6	16	31 52	12	20 60	42	4	2	6	44	7 16	
Zhang, Yueqin	2	0	2 0	2	3 67	0	1	0	0	2	1 2	
Totals		152	308 49	77	109 71	188	99	12	41	381	64	
Opponents		163	331 49	79	116 68	205	94	11	61	405	68	
KOR												
Choi, Aei-Young	6	34	76 45	7	10 70	18	18	0	9	75	13 20	
Park, Yang-Gae	0	0	0 0	0	0 0	0	0	0	0	0	0 0	
Kim, Eun-Sook	3	0	3 0	0	0 0	0	0	0	1	0	0 0	
Lee, Hyung-Sook	6	10	28 36	7	11 64	19	35	0	11	27	5 6	
Choi, Kyung-Hee	1	0	1 0	0	0 0	1	0	0	1	0	0 0	
Lee, Mi-Ja	5	4	15 27	3	4 75	4	3	0	5	11	2 6	
Moon, Kyung-Ja	2	1	4 25	0	0 0	1	1	1	0	2	1 2	
Kim, Hwa-Soon	6	48	91 53	5	7 71	30	14	1	10	101	17 21	
Jeong, Myung-Hee	2	4	7 57	0	0 0	2	0	0	0	8	4 8	
Kim, Young-Hee	2	0	2 0	0	0 0	2	0	1	0	0	0 0	
Sung, Jung-A	6	18	35 51	10	14 71	37	11	1	6	46	8 13	
Park, Chan-Sook	6	35	72 49	7	13 54	22	14	1	7	77	13 24	
Totals		154	334 46	39	59 66	165	96	5	50	347	58	
Opponents		158	332 48	71	98 72	236	103	12	48	387	65	
USA												
Edwards, Teresa	6	6	22 27	3	9 33	12	8	0	7	15	3 7	
Henry, Lea	6	11	24 46	3	4 75	9	18	0	3	25	4 8	
Woodard, Lynette	6	25	54 46	13	22 59	24	15	0	8	63	11 15	
Donovan, Anne	6	19	38 50	7	10 70	32	6	9	7	45	8 14	
Boswell, Cathy	6	11	26 42	2	2 100	10	10	0	10	24	4 10	
Miller, Cheryl	6	37	56 66	25	33 76	42	25	6	19	99	17 23	
Lawrence, Janice	6	20	40 50	17	25 68	37	10	5	5	57	10 14	
Noble, Cindy	6	21	29 72	10	16 63	21	1	1	5	52	9 13	
Mulkey, Kim	6	13	26 50	6	8 75	6	14	0	5	32	5 7	
Curry, Denise	6	18	31 58	6	7 86	21	10	0	3	42	7 12	
McGee, Pamela	6	15	35 43	7	9 78	19	7	0	3	37	6 13	
Menken-Schautd, Carol	6	11	14 79	3	9 33	18	2	3	1	25	4 7	
Totals		207	395 52	102	154 66	294	126	24	76	516	86	
Opponents		118	320 37	84	115 73	179	74	14	45	320	53	
YUG												
Ozegovic, Sanja	5	15	29 52	4	7 57	10	17	0	3	34	7 10	
Suka, Slavica	3	0	2 0	0	0 0	0	0	0	1	0	0 0	
Kommenovic, Jelica	5	3	10 30	6	7 86	13	6	0	11	12	2 4	
Pocokovic, Zagorka	5	20	35 57	14	18 78	15	7	7	4	54	11 18	
Vangelovska, Stojna	5	4	9 44	6	12 50	10	16	0	4	14	3 4	
Pecikoza, Slavica	2	3	6 50	0	0 0	0	4	0	0	6	3 6	
Golic, Stadjana	5	8	20 40	4	5 80	24	3	0	5	20	4 8	
Dornik, Polona	5	27	43 63	5	11 45	29	2	11	3	59	12 24	
Majstorovic, Biljana	2	0	1 0	1	2 50	1	0	0	1	1	1 1	
Peraric, Jasmina	5	27	70 39	11	12 92	25	22	1	3	65	13 24	
Dekleva, Gvetana	5	6	17 35	4	4 100	2	4	0	2	16	3 6	
Uzelac, Marija	4	5	13 38	2	2 100	11	1	1	3	12	3 6	
Totals		118	255 46	57	80 71	169	82	20	40	293	59	
Opponents		125	301 42	97	135 72	205	68	12	49	347	69	

Basket-ball

Statistical Leaders/Meilleurs marqueurs

Points Scored/Points marqués		Field Goals Made/Paniers faits	
Hwa-Soon Kim (KOR)	101	Hwa-Soon Kim (KOR)	48
Cheryl Miller (USA)	99	Cheryl Miller (USA)	37
Bev Smith (CAN)	85	Aei-Young Choi (KOR)	34
Xiabao Song (CHN)	84	Xiabao Song (CHN)	32
Chan-Sook Park (KOR)	77	Xuedi Cong (CHN)	30
Field Goal/Panier % Min. 15 Made		Free Throws Made/Lancers faits	
Cindy Noble (USA)	72.4	Bev Smith (CAN)	31
Cheryl Miller (USA)	66.1	Cheryl Miller (USA)	25
Polona Dornik (YUG)	62.8	Jennifer Cheesman (AUS)	21
Haixia Zheng (CHN)	59.3	Julie Nykiel (AUS)	20
Denise Curry (USA)	58.1	Xiabao Song (CHN)	20
Free Throw/Lancer % Min. 12 Made		Rebounds/Rebonds	
Bev Smith (CAN)	86.1	Cheryl Miller (USA)	42
Patricia Mickan (AUS)	83.3	Qing Liu (CHN)	42
Jennifer Cheesman (AUS)	77.8	Bev Smith (CAN)	40
Zagorka Pocokovic (YUG)	77.8	Jung-A Sung (KOR)	37
Xiabao Song (CHN)	76.9	Janice Lawrence (USA)	37
Assists/Passes		Blocked Shots/Coups bloqués	
Hyung-Sook Lee (KOR)	35	Polona Dornik (YUG)	11
Xiabao Song (CHN)	33	Anne Donovan (USA)	9
Cheryl Miller (USA)	25	Zagorka Pocokovic (YUG)	7
Jasmina Perazic (YUG)	22	Cheryl Miller (USA)	6
Jennifer Cheesman (AUS)	19	Janice Lawrence (USA)	5
Yuefang Chen (CHN)	5	High Game/Meilleur score	
Steals/Vols		Xiabao Song (CHN)	27
Cheryl Miller (USA)	19	Bev Smith (CAN)	24
Xuedi Cong (CHN)	16	Chan-Sook Park (KOR)	24
Jennifer Cheesman (AUS)	13	Polona Dornik (YUG)	24
Jelica Komnenovic (YUG)	11	Jasmina Perazic (YUG)	24
Hyung-Sook Lee (KOR)	11		

Men / Preliminary Pool Group A Statistics Match 01 / July 29

Hommes / poula preliminaire groupe a Statistiques match 01 / 29 Jul

ITA 110-EGY 62 NO.	NAME	FLD.GOALS		FR.THROWS	REBND	FOULS	PTS	ASST	TURN	BLKD	STEAL	MIN	
		PANIER	FGA %										LANCERS
ITA													
4	Caglieris, Carlo	02	03	00	00	00	02	04	02	02	00	02	14
	Premier, Roberto	03	03	00	00	01	01	06	02	01	00	00	10
6	Bonamico, Marco	02	05	03	04	02	04	07	05	01	00	01	15
	Gilardi, Enrico	05	09	04	06	01	01	14	01	01	00	03	13
8	Magnifico, Walter	05	08	03	04	05	02	13	01	02	01	01	24
9	Brunamonti, Roberto	01	01	00	00	02	02	02	04	01	00	00	11
10	Villalta, Renato	06	10	00	00	04	03	12	01	02	00	01	22



Men / Preliminary Pool Group B
Statistics Match 02 / July 29

Hommes / poule preliminaire groupe b
Statistiques match 02 /29 Juil

NO.	NAME	FLD.GOALS		FR.THROWS		REBND	FOULS	PTS	ASST	TURN.	BLKED	STEAL	MIN
		PANIERIERS	LANCERS	RETOUR	FTES								
		FG	FGA	FT	FTA								
URU													
4	Lopez, Horatio	10	22	10	15	12	02	30	04	08	01	03	45
5	Larrosa, Luis	02	06	05	07	09	01	09	01	03	01	02	32
6	Piarti Barros, Luis	03	07	04	06	07	03	10	01	00	01	03	37
7	Nunez Gonzalez, Hebert	02	05	06	07	07	05	10	00	04	00	00	16
8	Ruiz Bruno, Wilfredo	08	19	06	06	01	03	22	01	02	01	02	34
9	Perdomo Shaban, Horacio	00	01	01	04	02	04	01	02	05	00	06	24
10	Peinado Stagnero, Carlos	00	01	04	04	04	05	04	03	03	00	02	20
11	Pagani Acosta, Waiter	00	00	00	00	00	00	00	00	00	00	00	00
12	Pereyra Mele, Julio	00	00	00	00	00	00	00	00	00	00	00	00
13	Tio Moreno, Alvaro	01	05	03	04	03	01	05	00	00	00	00	12
14	Fratini Bononi, Victor	00	00	00	00	00	00	00	00	00	00	00	00
15	Mignone Crisera, Juan	00	01	00	00	01	04	00	00	03	00	00	05
Totals		26	67	39	53	46	28	91	12	28	04	18	225

FG%: 1ST HALF .212 07/33 2ND HALF .558 19/34 GAME .388 26/67 TEAM REBOUNDS/RETOUR EQUIPE: 11
FT%: 1ERE DEM. .724 21/29 2EME DEM. .750 18/24 PARTIE .736 39/53

NO.	NAME	FLD.GOALS		FR.THROWS		REBND	FOULS	PTS	ASST	TURN.	BLKED	STEAL	MIN
		PANIERIERS	LANCERS	RETOUR	FTES								
		FG	FGA	FT	FTA								
FRA													
4	Beugnot, Gregor	00	01	00	00	00	00	00	00	00	00	00	01
5	Senegal, Jean Michel	01	05	07	08	02	05	09	12	06	00	03	32
6	Dacoury, Richard	04	08	02	02	02	05	10	00	03	00	03	21
7	Monclar, Jacques	01	01	02	02	01	05	04	04	03	00	02	12
8	Szanyiel, Philippe	03	06	10	11	00	05	16	00	02	01	00	24
9	Ostrowski, Stephane	04	10	04	04	13	04	12	00	05	00	01	35
10	Deganis, Jean Luc	03	04	00	01	01	02	06	00	00	00	01	10
11	Dubuisson, Herve	06	15	00	00	01	01	12	02	05	00	00	25
12	Cham, Patrick	00	00	00	00	02	00	00	01	00	01	00	05
13	Kaba, Bangaly	00	00	00	00	00	00	00	00	00	00	00	00
14	Beugnot, Eric	05	15	00	00	08	05	10	02	06	00	02	39
15	Vestris, Georges	03	05	02	02	02	04	08	01	01	03	00	21
Totals		30	70	27	30	32	36	87	22	31	05	12	225

FG%: 1ST HALF .454 15/33 2ND HALF .405 15/37 GAME .429 30/70 TEAM REBOUNDS/RETOUR EQUIPE: 08
FT%: 1ERE DEM. .916 11/12 2EME DEM. .888 16/18 PARTIE .960 27/30

SCORE BY PERIODS/SCORE PAR PERIODE:	1ST HALF		2ND HALF		OVERTIME		FINAL
	1ERE DEM	2EME DEM	SURTEMPS	SURTEMPS	SURTEMPS	SURTEMPS	
URU	35	38	18	-	-	-	91
FRA	41	32	14	-	-	-	87

REFEREES/ARBITRES:
VANDERWILLAGE HOL
LOPEZ PER

TECHNICAL FOULS/FAUTES TECHNIQUES: ETCHAMENDI URU

Men / Preliminary Pool Group A
Statistics Match 03 / July 29

Hommes / poule preliminaire groupe a
Statistiques match 03 /29 Juil

NO.	NAME	FLD.GOALS		FR.THROWS		REBND	FOULS	PTS	ASST	TURN.	BLKED	STEAL	MIN
		PANIERIERS	LANCERS	RETOUR	FTES								
		FG	FGA	FT	FTA								
YUG													
4	Petrovic, Drazen	6	12	9	15	9	2	21	8	5	0	5	37
5	Petrovic, Aleksandar	4	7	0	0	4	2	8	1	2	0	1	18
6	Zorkic, Nebojsa	1	3	2	2	0	3	4	1	1	0	2	13
7	Zizic, Rajko	1	1	0	0	1	5	2	1	1	1	0	9
8	Sunara, Ivan	2	4	2	2	3	0	6	0	0	0	0	16
9	Mutapcic, Emir	1	3	0	0	0	3	2	0	0	0	0	9
10	Hadzic, Saabit	0	0	0	0	0	0	0	0	0	0	0	0
11	Knego, Andro	3	5	1	2	1	5	7	0	1	0	0	25
12	Radovanovic, Ratko	5	6	5	5	5	4	15	3	1	0	0	20
13	Nakic-Vojnovic, Mihovil	1	2	0	0	4	5	2	0	1	0	1	8
14	Dalipagic, Drazen	11	21	7	10	5	3	29	1	2	0	0	36
15	Vukicevic, Branko	0	1	0	0	3	0	0	0	0	3	0	9
Totals		35	65	26	36	35	32	96	15	14	4	9	200

FG%: 1ST HALF .625 20/32 2ND HALF .455 15/33 GAME .539 35/65 TEAM REBOUNDS/RETOUR EQUIPE: 06
FT%: 1ERE DEM. .900 09/10 2EME DEM. .654 17/26 PARTIE .722 26/36

NO.	NAME	FLD.GOALS		FR.THROWS		REBND	FOULS	PTS	ASST	TURN.	BLKED	STEAL	MIN
		PANIERIERS	LANCERS	RETOUR	FTES								
		FG	FGA	FT	FTA								
FRG													
4	Komer, Christoph	2	4	2	2	2	4	6	1	5	0	2	27
5	Kadlec, Vladimir	0	0	0	0	1	0	0	0	0	0	0	2
6	Brauer, Uwe	0	0	0	0	0	0	0	0	1	0	1	3
7	Sauer, Uwe	0	0	0	0	0	2	0	0	1	0	0	5
8	Peters, Ulrich	2	3	0	0	1	3	4	3	5	0	0	25
9	Zander, Klaus	2	6	3	3	2	2	7	1	0	1	1	18
10	Pappert, Michael	4	9	2	2	1	4	10	0	1	0	0	7
11	Sowa, Armin	2	4	0	0	4	2	4	1	0	0	0	13
12	Schrempf, Detlef	9	20	12	16	9	4	30	6	4	0	0	37
13	Blab, Uwe	3	6	2	4	6	2	8	1	2	0	0	30
14	Mendel, Ingo	1	6	0	0	3	1	2	0	0	0	0	10
15	Welp, Christian	4	6	4	7	3	5	12	1	1	0	0	13
Totals		29	64	25	34	32	29	83	14	20	01	04	200

FG%: 1ST HALF .455 15/33 2ND HALF .452 14/31 GAME .453 29/64 TEAM REBOUNDS/RETOUR EQUIPE: 07
FT%: 1ERE DEM. .786 11/14 2EME DEM. .700 14/20 PARTIE .735 25/34

SCORE BY PERIODS/SCORE PAR PERIODE:	1ST HALF		2ND HALF		OVERTIME		FINAL
	1ERE DEM	2EME DEM	SURTEMPS	SURTEMPS	SURTEMPS	SURTEMPS	
YUG	49	47	-	-	-	-	96
FRG	41	42	-	-	-	-	83

REFEREES/ARBITRES:
REYNOSO USA
CABRERO ESP

Men / Preliminary Pool Group B
Statistics Match 04 / July 29

Hommes / poule preliminaire groupe b
Statistiques match 04 / 29 Juil

NO.	NAME	FLD.GOALS		FR.THROWS		REBND	FOULS	PTS	ASST	TURN.	BLKED	STEAL	MIN
		PANIERIERS	LANCERS	RETOUR	FTES								
		FG	FGA	FT	FTA								
USA													
4	Alford, Steve	3	5	0	0	3	0	6	1	0	0	2	20
5	Wood, Leon	2	3	3	6	4	0	7	10	1	0	0	24
6	Ewing, Patrick	5	7	2	3	5	3	12	1	1	1	1	13
7	Fleming, Vem	4	6	1	1	2	2	9	0	1	0	1	16
8	Robertson, Alvin	7	10	4	5	6	3	18	4	3	0	6	20
9	Jordan, Michael	5	8	4	5	2	2	14	1	4	1	0	16
10	Kleine, Joseph	2	4	2	2	2	1	6	1	1	0	0	11
11	Koncak, Jon	1	2	1	2	3	1	3	1	0	1	1	13
12	Tisdale, Wayman	3	6	0	0	5	0	6	0	1	1	0	15
13	Mullin, Chris	6	12	0	2	3	3	12	1	1	0	1	18
14	Perkins, Samuel	1	1	0	0	4	0	2	0	2	0	0	14
15	Turner, Jeffrey	0	1	2	2	3	4	2	1	1	0	2	20
Totals		39	65	19	28	42	19	97	21	16	04	14	200

FG%: 1ST HALF .606 20/33 2ND HALF .594 19/32 GAME .600 39/65 TEAM REBOUNDS/RETOUR EQUIPE: 5
FT%: 1ERE DEM. .667 10/15 2EME DEM. .692 9/13 PARTIE .679 19/28

NO.	NAME	FLD.GOALS		FR.THROWS		REBND	FOULS	PTS	ASST	TURN.	BLKED	STEAL	MIN
		PANIERIERS	LANCERS	RETOUR	FTES								
		FG	FGA	FT	FTA								
CHN													
4	Wang, Haibo	2	8	0	0	2	2	4	2	1	0	0	31
5	Lu, Jinqing	0	3	0	0	0	4	0	0	2	0	0	13
6	Huang, Yunlong	0	1	0	0	3	2	0	0	2	0	0	14
7	Guo, Yonglin	0	0	0	0	0	0	0	0	0	0	0	0
8	Kuang, Lubin	3	9	0	0	2	4	6	1	1	0	0	20
9	Ji, Zhaoguang	0	1	0	0	0	1	0	0	2	0	1	3
10	Li, Yaguang	3	6	0	0	0	0	6	0	4	0	0	9
11	Sun, Fengwu	5											

Basketball

Men / Preliminary Pool Group B Statistics Match 09 / July 29

NO.	NAME	FLD.GOALS		FR.THROWS		REBND	FOULS	PTS	ASST	TURN.	BLKED	STEAL	MIN				
		PANIERS		LANCERS										RETOUR	FTES	ERR.	SHOTS
		FG	FGA	FT	FTA												
ESP																	
4	Beiran, Jose Manuel	0	1	0	0	1	1	0	0	1	0	0	4				
5	Llorente, Jose Luis	0	0	3	4	1	3	3	4	3	0	1	11				
6	Arcega, Fernando	0	0	0	0	0	1	0	0	0	0	0	4				
7	Margall, Jose Maria	6	10	0	0	3	2	12	1	3	1	0	22				
8	Jimenez, Andres	3	4	1	1	10	5	7	1	2	1	0	22				
9	Romay, Fernando	0	2	0	0	1	5	0	0	2	0	0	9				
10	Martin, Fernando	11	16	5	8	6	5	27	1	2	1	3	31				
11	Corbalan, Juan Antonio	2	2	0	0	2	5	4	2	1	0	2	13				
12	Solozabal, Ignacio	0	1	2	6	2	3	2	5	2	0	1	17				
13	De La Cruz, Juan Domingo	0	1	4	5	2	1	4	0	1	0	0	14				
14	Lopez, Juan Maria	2	9	0	0	3	3	4	5	3	0	0	17				
15	San Epifanio, Juan Antoni	6	14	8	10	3	4	20	3	1	0	1	36				
Totals		30	60	23	34	34	38	83	22	21	3	8	200				

FG%: 1ST HALF .559 19/34 2ND HALF .423 11/26 GAME .500 30/60 TEAM REBOUNDS/RETOUR EQUIPE: 9
FT%: 1ERE DEM. .636 7/11 2EME DEM. .696 16/23 PARTIE .676 23/34

NO.	NAME	FLD.GOALS		FR.THROWS		REBND	FOULS	PTS	ASST	TURN.	BLKED	STEAL	MIN				
		PANIERS		LANCERS										RETOUR	FTES	ERR.	SHOTS
		FG	FGA	FT	FTA												
CAN																	
4	Kelsey, Howard	0	0	1	2	2	1	1	0	2	0	0	2				
5	Simms, Tony	3	7	5	8	2	5	11	2	5	0	3	39				
6	Pasquale, Eli	0	8	5	8	2	5	5	0	0	0	0	2				
7	Tilleman, Karl	0	0	0	0	0	0	0	1	2	0	1	21				
8	Kazanowski, Gerald	6	9	4	8	9	4	16	4	5	0	0	40				
9	Triano, Jay	7	19	5	7	4	3	19	0	0	0	0	0				
10	Hatch, John	0	0	0	0	0	0	0	0	0	0	0	0				
11	Herbert, Gord	0	0	0	0	1	1	0	0	0	0	0	4				
12	Wennington, Bill	2	5	4	4	1	1	8	0	1	2	2	21				
13	Raffin, Romel	0	0	0	0	0	0	0	0	0	0	0	0				
14	Wiltjer, Greg	6	11	4	8	13	5	16	2	1	1	2	29				
15	Meagher, Dan	3	5	0	0	6	4	6	1	1	0	0	12				
Totals		27	64	28	45	40	29	82	11	17	3	9	200				

FG%: 1ST HALF .500 15/30 2ND HALF .353 12/34 GAME .422 27/64 TEAM REBOUNDS/RETOUR EQUIPE: 12
FT%: 1ERE DEM. .556 10/18 2EME DEM. .667 18/27 PARTIE .622 28/45

SCORE BY PERIODS/SCORE PAR PERIODE:					
1ST HALF	2ND HALF	OVERTIME	OVERTIME	FINAL	
1ERE DEM	2EME DEM	SURTEMPS	SURTEMPS	FINALE	
ESP	45	38	-	83	
CAN	40	42	-	82	

REFEREES/ARBITRES:

DAGAN ISR
CROUCH AUS

TECHNICAL FOULS/FAUTES TECHNIQUES: MEAGHER CAN

Men / Preliminary Pool Group A Statistics Match 07 / July 30

NO.	NAME	FLD.GOALS		FR.THROWS		REBND	FOULS	PTS	ASST	TURN.	BLKED	STEAL	MIN				
		PANIERS		LANCERS										RETOUR	FTES	ERR.	SHOTS
		FG	FGA	FT	FTA												
ITA																	
4	Cagliaris, Carlo	02	03	00	00	00	01	04	00	01	00	01	13				
5	Premier, Roberto	00	00	00	00	00	00	00	00	00	00	00	00				
6	Bonamico, Marco	05	07	00	00	02	04	10	02	02	01	02	16				
7	Gilardi, Enrico	04	07	00	00	02	02	08	03	02	00	02	16				
8	Magnifico, Waiter	02	04	02	02	06	02	06	02	00	01	01	20				
9	Brunamonti, Roberto	00	02	00	00	02	01	00	02	02	00	00	12				
10	Villalta, Renato	05	12	06	07	06	04	16	00	02	00	01	26				
11	Meneghin, Dino	00	01	03	04	00	05	03	03	01	00	01	22				
12	Riva, Antonello	07	17	03	05	03	02	17	01	00	00	00	22				
13	Vecchiato, Renzo	00	00	04	10	01	03	04	00	00	00	00	12				
14	Marzorati, Pierluigi	01	03	01	03	01	01	03	01	00	00	02	15				
15	Sacchetti, Romeo	03	06	03	05	03	04	09	04	02	00	02	26				
Totals		33	66	33	45	33	34	80	14	16	0	14	200				

FG%: 1ST HALF .344 11/32 2ND HALF .600 18/30 GAME .468 29/62 TEAM REBOUNDS/RETOUR EQUIPE: 14
FT%: 1ERE DEM. .550 11/20 2EME DEM. .688 11/16 PARTIE .611 22/36

NO.	NAME	FLD.GOALS		FR.THROWS		REBND	FOULS	PTS	ASST	TURN.	BLKED	STEAL	MIN				
		PANIERS		LANCERS										RETOUR	FTES	ERR.	SHOTS
		FG	FGA	FT	FTA												
FRG																	
4	Komer, Christoph	02	03	02	02	01	00	06	01	03	00	00	25				
5	Kadlec, Vladimir	00	00	00	00	00	00	00	00	00	00	00	00				
6	Brauer, Uwe	00	00	00	00	00	00	00	00	00	00	00	00				
7	Sauer, Uwe	00	00	00	00	00	00	00	00	00	00	00	00				
8	Peters, Ulrich	00	00	01	03	01	03	01	04	02	00	00	22				
9	Zander, Klaus	03	05	05	06	06	05	11	00	03	02	01	21				
10	Pappert, Michael	01	06	04	05	02	05	06	03	02	00	01	31				
11	Sowa, Armin	00	00	00	00	00	00	00	00	02	00	00	01				
12	Schrempf, Detlef	05	13	04	06	09	04	14	03	04	00	03	38				
13	Blab, Uwe	05	09	05	07	08	04	15	02	03	01	00	36				
14	Mendel, Ingo	03	04	04	06	00	03	10	00	01	00	00	12				
15	Welp, Christian	04	06	01	02	04	04	09	00	02	00	01	14				
Totals		23	46	26	37	31	28	72	13	22	03	06	200				

FG%: 1ST HALF .545 12/22 2ND HALF .458 11/24 GAME .500 23/46 TEAM REBOUNDS/RETOUR EQUIPE: 11
FT%: 1ERE DEM. .789 15/19 2EME DEM. .611 11/18 PARTIE .703 26/37

SCORE BY PERIODS/SCORE PAR PERIODE:					
1ST HALF	2ND HALF	OVERTIME	OVERTIME	FINAL	
1ERE DEM	2EME DEM	SURTEMPS	SURTEMPS	FINALE	
ITA	33	47	-	80	
FRG	39	33	-	72	

REFEREES/ARBITRES:

FRAIXEDS ARG
RIVAS URG

Basket-ball

Men / Preliminary Pool Group A Statistics Match 08 / July 30

NO.	NAME	FLD.GOALS		FR.THROWS		REBND	FOULS	PTS	ASST	TURN.	BLKED	STEAL	MIN				
		PANIERS		LANCERS										RETOUR	FTES	ERR.	SHOTS
		FG	FGA	FT	FTA												
EGY																	
4	Bekhit, Khaled	00	00	00	00	00	00	00	00	00	00	00	00				
5	Khaled, Mohamed	00	03	00	00	00	00	00	01	02	00	00	09				
6	Attalah, Alain	00	00	00	00	00	00	00	00	00	00	00	00				
7	Soliman, Mohamed	13	18	03	06	11	05	29	02	07	00	00	38				
8	Rabieh, Abdelkader	02	05	00	00	05	05	04	00	00	00	01	32				
9	Abdelmeguid, Amr	02	04	03	04	02	04	07	07	03	00	03	31				
10	Elgazzar, Abdelhadi	04	07	00	01	04	02	08	01	00	00	02	17				
11	Shouman, Amin	02	04	04	06	03	02	08	01	01	00	01	28				
12	Warda, Medhat	11	23	04	05	07	00	26	08	07	01	01	40				
13	Elsabbagh, Tarek	00	00	00	00	00	00	00	00	00	00	00	00				
14	Marei, Ahmed	00	01	00	00	01	01	00	00	00	00	00	05				
15	Abouleinein, Essameldin	00	00	00	00	00	00	00	00	00	00	00	00				
Totals		34	65	14	22	33	19	82	20	20	1	8	200				

FG%: 1ST HALF .618 21/34 2ND HALF .419 13/31 GAME .523 34/65 TEAM REBOUNDS/RETOUR EQUIPE: 7
FT%: 1ERE DEM. 1.000 1/1 2EME DEM. .619 13/21 PARTIE .636 14/22

NO.	NAME	FLD.GOALS		FR.THROWS		REBND	FOULS	PTS	ASST	TURN.	BLKED	STEAL	MIN				
		PANIERS		LANCERS										RETOUR	FTES	ERR.	SHOTS
		FG	FGA	FT	FTA												
BRA																	
4	Guimaraes, Nilo	04	08	00	00	02	02	08	05	02	00	02	20				
5	Malvezi, Silvio	02	03	02	02	06	01	06	01	03	01	01	15				
6	Victalino, Gerson	04	06	00	00	01	04	08	00	00	01	01	18				
7	Setrini Junior, Milton	02	05	00	00	00	03	04	00	01	00	02	18				
8	Guimaraes, Ricardo	02	02	00	00	05	01	04	02	00	00	01	16				
9	Leite, Marcos	01	03	02	02	03	01	04	03	03	00	00	22				
10	Galvao, Eduardo	01	02	00	00	02	01	02	00	00	00	01	05				
11	Souza, Marcel	04	11	00	00	04	01	08	01	00	00	01	15				
12	Nascimento, Adilson	01	02	00	00	01	02	02	01	00	00	02	10				



Men / Preliminary Pool Group B
Statistics Match 10 / July 31

Hommes / poule preliminaire groupe b
Statistiques match 10 / 31 Juil

NO.	NAME	FLD.GOALS		FR.THROWS		REBND	FOULS	PTS	ASST	TURN.	BLKED	STEAL	MIN
		PANIERI	FGA	LANCERS	FT FTA								
CHN 85-FRA 83													
CHN													
4	Wang, Haibo	00	00	00	00	01	05	00	01	01	01	00	13
5	Lu, Jinqing	00	00	01	02	00	00	01	00	00	00	00	01
6	Huang, Yunlong	02	05	00	00	03	05	04	03	00	00	00	17
7	Guo, Yonglin	00	00	00	00	00	00	00	00	00	00	00	00
8	Kuang, Lubin	00	00	00	00	00	00	00	00	00	00	00	00
9	Ji, Zhaoguang	00	00	00	00	00	00	00	00	00	00	00	00
10	Li, Yaguang	12	25	07	07	09	03	31	04	02	01	00	40
11	Sun, Fengwu	03	05	04	07	01	05	10	14	02	00	02	39
12	Wang, Libin	11	21	04	05	14	02	26	02	07	00	00	37
13	Liu, Jianli	05	10	00	00	07	03	10	00	00	00	02	20
14	Hu, Zhangbao	00	00	03	04	02	04	03	00	03	00	00	23
15	Zhang, Bin	00	03	00	00	00	03	00	00	01	00	01	10
Totals		33	69	19	25	37	30	85	24	16	02	05	200

FG%: 1ST HALF .590 15/30 2ND HALF .462 18/39 GAME .478 33/69 TEAM REBOUNDS/RETOUR EQUIPE: 09
FT%: 1ERE DEM. .900 09/10 2EME DEM. .667 10/15 PARTIE .760 19/25

NO.	NAME	FLD.GOALS		FR.THROWS		REBND	FOULS	PTS	ASST	TURN.	BLKED	STEAL	MIN
		PANIERI	FGA	LANCERS	FT FTA								
FRA													
4	Beugnot, Gregor	00	00	00	00	00	00	00	00	00	00	00	00
5	Senegal, Jean Michel	02	07	00	03	05	03	04	09	01	00	00	22
6	Dacoury, Richard	07	12	06	06	02	00	20	02	01	04	00	22
7	Monclar, Jacques	01	03	00	00	01	02	02	03	00	00	02	18
8	Szanyiel, Philippe	07	11	02	05	11	04	16	00	04	00	01	29
9	Ostrowski, Stephane	02	06	00	03	06	05	04	00	02	00	00	17
10	Deganis, Jean Luc	02	05	05	10	02	04	09	01	00	00	00	18
11	Dubuisson, Herve	05	16	00	00	02	04	10	04	04	00	00	29
12	Cham, Patrick	00	03	00	00	04	01	00	00	00	00	00	06
13	Kaba, Bangaly	02	05	04	06	04	00	08	00	01	00	01	14
14	Beugnot, Eric	04	10	02	02	06	02	10	02	01	00	00	25
15	Vestris, Georges	00	00	00	00	00	00	00	00	00	00	00	00
Totals		32	78	19	35	43	25	83	21	14	04	04	200

FG%: 1ST HALF .432 19/44 2ND HALF .382 13/34 GAME .410 32/78 TEAM REBOUNDS/RETOUR EQUIPE: 15
FT%: 1ERE DEM. .714 10/14 2EME DEM. .429 09/21 PARTIE .543 19/35

PERIODE	SCORE		OVERTIME	OVERTIME	FINAL
	1ST HALF	2ND HALF			
1ERE DEM	39	46	-	-	85
2EME DEM	48	35	-	-	83

REFEREES/ARBITRES:
PETROVIC YUG
CROUCH AUS

Men / Preliminary Pool Group B
Statistics Match 12 / July 31

Hommes poule preliminaire groupe b
Statistiques match 12 / 31 Juil

NO.	NAME	FLD.GOALS		FR.THROWS		REBND	FOULS	PTS	ASST	TURN.	BLKED	STEAL	MIN
		PANIERI	FGA	LANCERS	FT FTA								
ESP 107-URU 80													
URU													
4	Lopez, Horacio	08	24	04	04	04	04	20	04	04	00	01	33
5	Larrosa, Luis	02	04	04	06	03	05	08	00	00	00	01	18
6	Pierrri Barros, Luis	04	10	07	10	09	03	15	00	02	00	01	32
7	Nunez Gonzalez, Hebert	03	05	00	00	02	05	06	02	03	00	02	15
8	Ruiz Bruno, Wilfredo	13	25	03	03	04	04	29	01	05	01	00	30
9	Perdomo Shaban, Horacio	01	01	00	02	02	04	02	02	00	00	04	14
10	Peinado Stagnero, Carlos	00	03	06	06	00	03	06	04	01	00	02	26
11	Pagani Acosta, Waiter	00	00	00	00	00	00	00	00	00	00	00	00
12	Pereyra Mele, Julio	00	01	00	00	00	00	00	00	00	00	00	04
13	Tito Moreno, Alvaro	02	04	00	00	02	01	04	00	01	00	00	17
14	Mignone Crisera, Juan	00	00	00	00	00	00	00	00	00	00	00	00
15	Frattini Bononi, Victor	00	04	00	00	04	04	00	00	00	00	01	11
Totals		33	81	24	31	30	33	90	13	16	01	12	200

FG%: 1ST HALF .333 12/36 2ND HALF .467 21/45 GAME .407 33/81 TEAM REBOUNDS/RETOUR EQUIPE: 8
FT%: 1ERE DEM. .760 19/25 2EME DEM. .833 5/6 PARTIE .774 24/31

NO.	NAME	FLD.GOALS		FR.THROWS		REBND	FOULS	PTS	ASST	TURN.	BLKED	STEAL	MIN
		PANIERI	FGA	LANCERS	FT FTA								
ESP													
4	Beiran, Jose Manuel	00	00	00	00	00	00	00	00	00	00	00	00
5	Llorente, Jose Luis	00	00	00	00	00	00	00	00	00	00	00	00
6	Arcega, Fernando	01	02	00	00	01	02	02	00	01	00	00	09
7	Margall, Jose Maria	01	01	00	00	00	00	02	00	01	00	00	03
8	Jimenez, Andres	04	04	03	05	06	05	11	01	01	00	00	11
9	Romay, Fernando	02	03	06	08	10	05	10	01	01	06	01	19
10	Martin, Fernando	07	09	05	08	05	03	19	01	02	01	01	25
11	Corbalan, Juan Antonio	01	04	01	01	05	04	03	07	02	00	01	33
12	Solozabal, Ignacio	00	00	01	02	01	02	01	06	02	00	00	13
13	De La Cruz, Juan Domingo	02	02	00	00	01	03	04	00	01	03	00	16
14	Lopez, Juan Maria	09	12	04	07	02	04	22	06	07	00	00	34
15	San Epifanio, Juan Antoni	10	16	13	15	02	03	33	00	05	01	00	37
Totals		37	53	33	46	33	31	107	22	23	11	03	200

FG%: 1ST HALF .708 17/24 2ND HALF .689 20/29 GAME .698 37/53 TEAM REBOUNDS/RETOUR EQUIPE: 13
FT%: 1ERE DEM. .706 24/34 2EME DEM. .750 09/12 PARTIE .717 33/46

PERIODE	SCORE		OVERTIME	OVERTIME	FINAL
	1ST HALF	2ND HALF			
1ERE DEM	43	47	-	-	90
2EME DEM	58	49	-	-	107

REFEREES/ARBITRES:
HOLDEN AUS
RIGAS GRE

TECHNICAL FOULS/FAUTES TECHNIQUES: ETCHAMENDI URU (COACH)
PIERRI URU

Men / Preliminary Pool Group B
Statistics Match 11 / July 31

Hommes / poule preliminaire groupe b
Statistiques match 11 / 31 Juil

NO.	NAME	FLD.GOALS		FR.THROWS		REBND	FOULS	PTS	ASST	TURN.	BLKED	STEAL	MIN
		PANIERI	FGA	LANCERS	FT FTA								
USA 88-CAN 88													
USA													
4	Alford, Steve	06	08	01	02	05	02	13	01	00	00	01	20
5	Wood, Leon	00	01	00	00	02	02	00	08	01	00	00	20
6	Ewing, Patrick	02	06	03	04	02	04	07	00	00	02	00	17
7	Fleming, Vern	04	07	02	03	05	02	10	03	01	00	01	22
8	Robertson, Alvin	04	08	01	02	06	04	09	02	01	00	01	20
9	Jordan, Michael	10	17	00	00	04	04	20	03	04	01	00	24
10	Kleine, Joseph	00	00	00	00	00	01	00	00	00	00	00	04
11	Koncak, Jon	00	01	02	03	03	02	02	00	00	00	00	08
12	Tisdale, Wayman	03	07	00	00	06	01	06	01	00	01	02	21
13	Mullin, Chris	04	08	02	02	02	01	10	03	00	00	01	16
14	Perkins, Samuel	05	06	00	00	02	02	10	01	02	01	00	19
15	Turner, Jeffrey	00	02	02	02	04	01	02	00	00	00	00	09
Totals		38	71	13	18	41	26	89	22	09	05	06	200

FG%: 1ST HALF .452 19/42 2ND HALF .655 19/29 GAME .535 38/71 TEAM REBOUNDS/RETOUR EQUIPE: 05
FT%: 1ERE DEM. .714 05/07 2EME DEM. .727 08/11 PARTIE .722 13/18

NO.	NAME	FLD.GOALS		FR.THROWS		REBND	FOULS	PTS	ASST	TURN.	BLKED	STEAL	MIN
		PANIERI	FGA	LANCERS	FT FTA								
CAN													
4	Kelsey, Howard	00	01	03	04	00	03	03	00	00	00	00	07
5	Simms, Tony	02	10	04	09	02	04	08	00	03	00	00	24
6	Pasquale, Eli	02	07	03	04	06	01	07	03	01	00	01	32
7	Tilleman, Karl	05	07	00	00	01	01	10	01	00	00	01	07
8	Kazanowski, Gerald	05	07	01	01	06	01	11	01	04	00	00	29
9	Triano, Jay	04	15	00	00	01	01	08	00	02	00	00	33
10	Hatch, John	00	01	01	02	00	01	01	01	01	01	00	05
11	Herbert, Gord	01	01	00	00	00	00	02	00	00	00	00	04
12													

Basketball

Basket-ball

Men / Preliminary Pool Group B Statistics Match 14 / Aug. 01

Hommes / poule préliminaire groupe b Statistiques match 14 / 01 Aout

NO.	NAME	FLD.GOALS		FR.THROWS		REBND	FOULS	PTS	ASST	TURN.	BLKED	STEAL	MIN
		PANIER	FGA	LANCERS	FT FTA								
CHN													
4	Wang, Haibo	02	06	00	00	01	03	04	01	01	00	00	16
5	Lu, Jinqing	07	09	02	03	04	05	16	03	04	00	01	22
6	Huang, Yunlong	01	02	00	00	00	02	02	02	03	00	00	08
7	Guo, Yonglin	00	00	00	00	00	00	00	00	00	00	00	00
8	Kuang, Lubin	01	04	00	00	01	03	02	02	01	01	00	18
9	Ji, Zhaoguang	00	00	00	00	00	00	00	00	00	00	00	00
10	Li, Yaguang	01	09	06	08	03	02	08	06	03	00	01	24
11	Sun, Fengwu	01	04	03	04	04	02	05	03	03	00	01	16
12	Wang, Libin	03	12	05	07	03	04	11	04	03	00	00	34
13	Liu, Jianli	03	08	06	08	06	03	12	00	01	00	00	15
14	Hu, Zhangbao	03	05	04	06	04	02	10	01	01	02	00	24
15	Zhang, Bin	05	07	00	00	02	01	10	02	04	00	01	23
Totals		27	66	26	36	28	27	80	24	24	03	04	200

FG%: 1ST HALF .375 12/32 2ND HALF .441 15/34 GAME .409 27/66 TEAM REBOUNDS/RETOUR EQUIPE: 11
FT%: 1ERE DEM. .727 08/11 2EME DEM. .720 18/25 PARTIE .722 26/36

NO.	NAME	FLD.GOALS		FR.THROWS		REBND	FOULS	PTS	ASST	TURN.	BLKED	STEAL	MIN
		PANIER	FGA	LANCERS	FT FTA								
CAN													
4	Kelsey, Howard	02	06	03	04	05	01	07	06	00	00	02	16
5	Simms, Tony	06	15	04	05	02	01	16	02	02	01	02	21
6	Pasquale, Eli	03	04	00	00	03	01	06	04	01	00	01	17
7	Tilleman, Karl	04	08	00	00	02	03	08	02	00	00	00	15
8	Kazanowski, Gerald	02	03	06	07	05	00	10	02	02	00	02	19
9	Triano, Jay	06	08	02	02	02	03	14	03	02	00	02	22
10	Hatch, John	02	04	00	00	01	03	04	02	01	00	01	15
11	Herbert, Gord	04	06	05	06	02	01	13	00	00	00	00	11
12	Wennington, Bill	06	08	01	01	06	02	13	00	01	00	00	12
13	Raffin, Romel	02	03	00	00	02	03	04	01	01	00	01	13
14	Wiltjer, Greg	07	09	01	01	05	02	15	03	02	01	04	23
15	Meagher, Dan	03	09	05	07	07	04	11	02	02	01	01	16
Totals		47	83	27	33	42	24	121	27	14	03	16	200

FG%: 1ST HALF .583 21/36 2ND HALF .553 26/47 GAME .566 47/83 TEAM REBOUNDS/RETOUR EQUIPE: 10
FT%: 1ERE DEM. .850 17/20 2ND DEM. .769 10/13 PARTIE .818 27/33

SCORE BY PERIODS/SCORE PAR PERIODE:					
1ST HALF	2ND HALF	OVERTIME	FINAL		
1ERE DEM	2EME DEM	SURTEMPS	SURTEMPS	FINALE	
cm	32	48	-	-	80
CAN	59	62	-	-	21

REFEREES/ARBITRES:
HOLDEN AUS
METZGER FRG

TECHNICAL FOULS/FAUTES TECHNIQUES: MEAGHER CAN

Men / Preliminary Pool Group A Statistics Match 15 / Aug. 01

Hommes / poule préliminaire groupe a Statistiques match 15 / 01 Aout

NO.	NAME	FLD.GOALS		FR.THROWS		REBND	FOULS	PTS	ASST	TURN.	BLKED	STEAL	MIN
		PANIER	FGA	LANCERS	FT FTA								
EGY													
4	Bekhit, Khaled	01	01	00	02	01	03	02	00	02	01	00	09
5	Khaled, Mohamed	03	05	02	02	01	02	08	01	01	00	02	11
6	Attalah, Alain	00	02	00	00	02	00	00	00	00	00	00	05
7	Soliman, Mohamed	06	18	07	10	10	05	19	00	02	00	00	34
8	Rabieh, Abdelkader	02	11	00	01	06	02	04	00	01	01	00	23
9	Abdelmeguid, Amr	01	04	06	08	07	02	08	07	03	00	01	40
10	Elgazzar, Abdelhadi	03	07	02	03	04	01	08	01	01	00	00	19
11	Shouman, Amin	00	01	02	02	02	03	02	00	01	00	01	11
12	Warda, Medhat	04	09	00	00	00	02	08	00	09	01	00	24
13	Eisabbagh, Tarek	01	04	00	00	02	01	02	01	00	00	00	10
14	Marei, Ahmed	04	07	00	02	04	05	08	00	00	00	01	14
15	Aboulenein, Essameidin	00	00	00	00	00	00	00	00	00	00	00	00
Totals		25	69	19	30	39	26	69	10	20	03	05	200

FG%: 1ST HALF .321 09/28 2ND HALF .390 16/41 GAME .362 25/69 TEAM REBOUNDS/RETOUR EQUIPE: 08
FT%: 1ERE DEM. .650 13/20 2EME DEM. .600 06/10 PARTIE .633 19/30

NO.	NAME	FLD.GOALS		FR.THROWS		REBND	FOULS	PTS	ASST	TURN.	BLKED	STEAL	MIN
		PANIER	FGA	LANCERS	FT FTA								
YUG													
4	Petrovic, Drazen	04	08	02	02	02	02	10	02	00	00	00	11
5	Petrovic, Aleksandar	03	07	00	00	03	02	06	06	04	00	02	24
6	Zorkic, Nebojsa	03	09	02	03	01	03	08	02	04	00	01	19
7	Zizic, Rajko	00	00	00	00	03	00	00	00	00	01	00	07
8	Sunara, Ivan	09	15	11	14	19	03	29	00	01	00	01	36
9	Mutapacic, Emir	08	14	05	06	06	04	21	03	03	02	00	28
10	Hadzic, Saabit	03	07	00	00	01	02	06	01	02	00	00	18
11	Knego, Andro	03	07	00	00	06	05	06	00	00	00	00	21
12	Radovanovic, Ratko	05	16	02	02	12	05	12	00	01	02	00	26
13	Nakic-Vojnovic, Mihovil	00	00	00	00	00	00	00	00	00	00	00	00
14	Dalipagic, Drazen	00	00	00	00	00	00	00	00	00	00	00	00
15	Vukicevic, Branko	01	04	00	00	04	02	02	00	00	02	00	10
Totals		39	87	22	27	57	28	100	14	15	07	04	200

FG%: 1ST HALF .545 24/44 2ND HALF .349 15/43 GAME .448 39/87 TEAM REBOUNDS/RETOUR EQUIPE: 04
FT%: 1ERE DEM. .727 08/11 2EME DEM. .875 14/16 PARTIE .815 22/27

SCORE BY PERIODS/SCORE PAR PERIODE:					
1ST HALF	2ND HALF	OVERTIME	FINAL		
1ERE DEM	2EME DEM	SURTEMPS	SURTEMPS	FINALE	
EGY	31	38	-	-	69
YUG	56	44	-	-	100

REFEREES/ARBITRES:
VACHJARA THA
CHANG CHN

Men / Preliminary Pool Group B Statistics Match 16 / Aug. 01

Hommes / poule préliminaire groupe b Statistiques match 16 / 01 Aout

NO.	NAME	FLD.GOALS		FR.THROWS		REBND	FOULS	PTS	ASST	TURN.	BLKED	STEAL	MIN
		PANIER	FGA	LANCERS	FT FTA								
USA													
4	Alford, Steve	03	06	00	00	04	02	06	03	00	00	00	23
5	Wood, Leon	00	01	02	02	02	02	02	09	02	00	00	19
6	Ewing, Patrick	06	09	05	07	09	03	17	00	01	03	02	18
7	Fleming, Vern	01	07	00	00	03	04	02	04	01	01	01	20
8	Robertson, Alvin	03	07	03	04	03	03	09	04	03	00	02	13
9	Jordan, Michael	07	15	02	02	04	02	16	03	02	00	03	19
10	Kleine, Joseph	01	02	01	02	04	03	03	01	03	00	01	14
11	Koncak, Jon	03	06	00	00	04	02	06	00	00	00	00	09
12	Tisdale, Wayman	05	07	02	02	10	02	12	01	03	02	00	17
13	Mullin, Chris	04	07	05	05	05	00	13	01	03	01	01	17
14	Perkins, Samuel	07	09	00	00	02	03	14	01	03	00	01	13
15	Turner, Jeffrey	01	03	02	02	03	04	04	01	00	01	01	18
Totals		41	79	22	26	53	30	104	28	21	08	12	200

FG%: 1ST HALF .600 21/35 2ND HALF .455 20/44 GAME .519 41/79 TEAM REBOUNDS/RETOUR EQUIPE: 3
FT%: 1ERE DEM. .889 16/18 2EME DEM. .750 6/8 PARTIE .846 22/26

NO.	NAME	FLD.GOALS		FR.THROWS		REBND	FOULS	PTS	ASST	TURN.	BLKED	STEAL	MIN
		PANIER	FGA	LANCERS	FT FTA								
URU													
4	Lopez, Horatio	08	19	08	13	07	02	24	04	04	00	00	33
5	Larrosa, Luis	01	02	02	02	02	04	04	01	00	00	01	12
6	Pierri Barros, Luis	01	02	01	05	03	02	03	00	03	00	00	20
7	Nunez Gonzalez, Hebert	01	08	10	14	07	04	12	01	05	00	02	23
8	Ruiz Bruno, Wilfredo	04	13	02	02	03	02	10	01	02	01	00	33
9	Perdomo Shaban, Horacio	00	01	00	02	03	03	00	01	02	00	00	11
10	Peinado Stagnero, Caries	04	09	05	06	01	04	13	05	07	00	00	29
11	Pagani Acosta, Waiter	00	00	00	00	00	00	00	00	00	00	00	00
12	Pereyra Mele, Julio	01	02	00	00	01	00	02	00	00	00	01	08
13	Tio Moreno, Alvaro	00											



Men / Preliminary Pool Group B
Statistics Match 26 / Aug. 04

Hommes / poule preliminaire groupe b
Statistiques match 26 / 04 Aout

NO.	NAME	FLD.GOALS		FR.THROWS		REBND	FOULS	PTS	ASST	TURN.	BLKED	STEAL	MIN
		PANIER	FGA	LANCERS	FT FTA								
USA													
4	Alford, Steve	03	06	00	00	01	00	06	02	01	00	01	24
5	Wood, Leon	04	04	04	04	04	02	12	12	00	00	01	21
6	Ewing, Patrick	05	08	05	08	09	02	15	01	01	02	00	21
7	Fleming, Vern	03	06	01	04	02	02	07	05	01	00	00	16
8	Robertson, Alvin	00	02	00	00	02	02	00	00	02	00	01	15
9	Jordan, Michael	12	14	00	01	04	03	24	00	02	00	02	23
10	Kleine, Joseph	01	03	02	02	03	01	04	00	01	00	00	04
11	Koncak, Jon	02	06	00	00	02	01	04	00	01	00	00	07
12	Tisdale, Wayman	01	04	00	00	04	02	02	00	03	00	01	18
13	Mullin, Chris	05	07	06	07	01	03	16	04	00	00	06	20
14	Perkins, Samuel	04	09	03	03	11	04	11	02	04	00	02	25
15	Turner, Jeffrey	00	02	00	00	01	01	00	01	01	00	00	06
Totals		40	71	21	29	44	23	101	27	17	02	14	200

FG%: 1ST HALF .553 21/38 2ND HALF .576 19/33 GAME .563 40/71 TEAM REBOUNDS/RETOUR EQUIPE: 03
FT%: 1ERE OEM. .667 04/06 2EME DEM. .739 17/23 PARTIE .724 21/29

NO.	NAME	FLD.GOALS		FR.THROWS		REBND	FOULS	PTS	ASST	TURN.	BLKED	STEAL	MIN
		PANIER	FGA	LANCERS	FT FTA								
ESP													
4	Beiran, Jose Manuel	00	00	00	00	00	00	00	00	00	00	00	00
5	Llorente, Jose Luis	00	01	02	02	00	01	02	02	02	00	00	10
6	Arcega, Fernando	00	00	00	00	00	00	00	00	00	00	00	00
7	Margall, Jose Maria	04	08	02	02	00	00	10	01	04	00	00	23
8	Jimenez, Andres	06	10	02	03	04	04	14	00	02	02	01	32
9	Romay, Fernando	01	03	03	06	05	05	05	02	05	02	00	26
10	Martin, Fernando	03	08	00	00	03	04	06	00	02	01	01	22
11	Corbalan, Juan Antonio	02	05	00	00	03	03	04	05	04	00	00	26
12	Solozabal, Ignacio	00	00	00	00	01	03	00	01	02	00	00	11
13	De La Cruz, Juan Domingo	00	00	00	00	00	00	00	00	00	00	00	00
14	Lopez, Juan Maria	04	07	02	02	00	00	10	03	00	00	03	23
15	San Epifanio, Juan Antoni	05	08	07	08	00	04	17	02	03	00	00	27
Totals		25	50	18	23	16	24	68	16	24	05	05	200

FG%: 1ST HALF .536 15/28 2ND HALF .455 10/22 GAME .500 25/50 TEAM REBOUNDS/RETOUR EQUIPE: 06
FT%: 1ERE DEM. .846 11/13 2EME DEM. .700 07/10 PARTIE .783 18/23

SCORE BY PERIODS/SCORE PAR PERIODE:					
1ST HALF	2ND HALF	OVERTIME	OVERTIME	FINAL	
1ERE DEM	2EME DEM	SURTEMPS	SURTEMPS	FINALE	
USA	46	55	-	-	101
ESP	41	27	-	-	68

REFEREES/ARBITRES:
CLINE CAN
MAININI FRA

Men / Preliminary Pool Group A
Statistics Match 27 / Aug. 04

Hommes / poule preliminaire groupe a
Statistiques match 27 / 04 Aout

NO.	NAME	FLD.GOALS		FR.THROWS		REBND	FOULS	PTS	ASST	TURN.	BLKED	STEAL	MIN
		PANIER	FGA	LANCERS	FT FTA								
BRA													
4	Guimaraes, Nilo	02	06	00	00	01	02	04	01	01	00	00	13
5	Malvezi, Silvio	00	00	00	00	00	00	00	00	00	00	00	00
6	Victalino, Gerson	01	02	00	00	02	01	02	00	00	00	01	06
7	Setrini Junior, Milton	01	03	00	01	01	01	02	02	04	00	01	09
8	Guimaraes, Ricardo	04	08	01	01	03	04	09	01	01	00	02	23
9	Leite, Marcos	04	09	05	05	03	03	13	01	01	01	01	34
10	Galvao, Eduardo	00	00	00	00	00	00	00	00	00	00	00	00
11	Souza, Marcel	06	17	03	04	05	05	15	03	01	01	01	31
12	Nascimento, Adilson	00	02	00	00	02	04	00	01	01	00	01	13
13	Vido, Marcelo	00	00	00	00	00	00	00	00	00	00	00	00
14	Schmidt, Oscar	06	15	05	07	07	01	17	01	02	00	01	31
15	Andrade, Israel	05	10	03	05	11	03	13	00	02	00	03	40
Totals		29	72	17	23	35	24	75	10	13	02	11	200

FG%: 1ST HALF .432 16/37 2ND HALF .371 13/35 GAME .403 29/72 TEAM REBOUNDS/RETOUR EQUIPE: 06
FT%: 1ERE DEM. .556 05/09 2EME DEM. .857 12/14 PARTIE .739 17/23

NO.	NAME	FLD.GOALS		FR.THROWS		REBND	FOULS	PTS	ASST	TURN.	BLKED	STEAL	MIN
		PANIER	FGA	LANCERS	FT FTA								
FRG													
4	Korner, Christoph	01	03	00	00	02	02	02	01	02	00	01	16
5	Kadlec, Vladimir	00	00	00	00	00	00	00	00	00	00	00	00
6	Brauer, Uwe	03	05	00	00	02	00	06	00	00	00	00	10
7	Sauer, Uwe	00	00	00	00	00	00	00	00	00	00	00	00
8	Peters, Ulrich	02	03	00	00	03	00	04	04	01	00	04	24
9	Zander, Klaus	02	05	02	02	03	03	06	00	03	01	00	16
10	Pappert, Michael	02	06	02	03	00	02	06	02	01	01	00	13
11	Sowa, Armin	01	02	00	00	02	02	02	01	01	00	00	12
12	Schrempf, Detlef	14	18	08	10	07	03	36	03	05	02	00	40
13	Blab, Uwe	02	08	03	05	04	03	07	00	02	01	01	28
14	Mendel, Ingo	02	02	00	00	02	02	04	01	01	00	00	13
15	Welp, Christian	02	06	01	02	07	03	05	02	01	00	00	28
Totals		31	58	16	22	32	20	78	14	17	05	06	200

FG%: 1ST HALF .556 15/27 2ND HALF .516 16/31 GAME .534 31/58 TEAM REBOUNDS/RETOUR EQUIPE: 09
FT%: 1ERE DEM. .733 11/15 2EME DEM. .714 05/07 PARTIE .727 16/22

SCORE BY PERIODS/SCORE PAR PERIODE:					
1ST HALF	2ND HALF	OVERTIME	OVERTIME	FINAL	
1ERE DEM	2EME DEM	SURTEMPS	SURTEMPS	FINALE	
BRA	37	38	-	-	75
FRG	41	37	-	-	78

REFEREES/ARBITRES:
KOTLEBA TCH
NICHOLS USA

Men / Preliminary Pool Group B
Statistics Match 28 / Aug. 04

Hommes / poule preliminaire groupe b
Statistiques match 28 / 04 Aout

NO.	NAME	FLD.GOALS		FR.THROWS		REBND	FOULS	PTS	ASST	TURN.	BLKED	STEAL	YIN
		PANIER	FGA	LANCERS	FT FTA								
CAN													
4	Kelsey, Howard	01	02	00	00	00	02	02	00	00	00	00	12
5	Simms, Tony	04	05	05	05	04	03	13	01	01	00	01	12
6	Pasquale, Eli	01	01	02	02	00	00	04	05	02	00	02	28
7	Tilleman, Karl	01	05	00	00	01	03	02	01	00	00	01	11
8	Kazanowski, Gerald	05	10	02	03	09	04	12	03	05	00	00	23
9	Triano, Jay	08	13	08	10	04	01	24	04	02	00	00	34
10	Hatch, John	00	00	04	04	02	00	04	00	02	00	00	07
11	Herbert, Gord	05	08	04	04	01	00	14	02	02	00	02	21
12	Wennington, Bill	01	05	00	00	12	04	02	00	01	01	00	22
13	Raffin, Romel	02	02	00	00	00	00	04	00	00	00	00	04
14	Wiltjer, Greg	04	04	00	00	06	04	08	02	04	02	00	16
15	Meagher, Dan	02	05	03	03	04	02	07	01	02	00	00	10
Totals		34	60	28	31	43	23	96	19	21	03	06	200

FG%: 1ST HALF .552 16/29 2ND HALF .581 18/31 GAME .567 34/60 TEAM REBOUNDS/RETOUR EQUIPE: 06
FT%: 1ERE DEM. .889 08/09 2EME DEM. .909 20/22 PARTIE .933 28/31

NO.	NAME	FLD.GOALS		FR.THROWS		REBND	FOULS	PTS	ASST	TURN.	BLKED	STEAL	YIN
		PANIER	FGA	LANCERS	FT FTA								
FRA													
4	Beugnot, Gregor	00	03	00	00	01	03	00	01	02	00	01	12
5	Senegal, Jean Michel	01	04	00	00	01	02	02	00	02	00	00	20
6	Dacoury, Richard	00	07	00	00	01	05	00	02	01	00	01	18
7	Monclar, Jacques	00	03	00	00	00	01	00	01	00	00	01	12
8	Szanyiel, Philippe	05	09	02	02	05	04	12	01	05	01	00	34
9	Ostrowski, Stephane	05	13	06	07	05	04	16	02	01	00	00	29
10	Deganis, Jean Luc	03	06	02	05	02	01	08	00	00	00	00	09
11	Dubuisson, Herve	02	04	00	00	01	02	04	00	00	00	00	06
12	Cham, Patrick	01	03	00	00	00	01	02	00	02	00	01	05
13	Kaba, Bangaly	02	02	01	03	01	01	05	00	00	00	02	07
14	Beugnot, Eric	07											

Basketball

Basket-ball

Men / Preliminary Pool Group B Statistics Match 30 / Aug. 04

Hommes / poule préliminaire groupe b Statistiques match 30 / 04 Aout

NO.	NAME	FLD.GOALS		FR.THROWS		REBND	FOULS	PTS	ASST	TURN.	BLKED	STEAL	MIN
		PANIERIERS	LANCERS	LANCERS	RETOUR								
		FG	FGA	FT	FTA	FTES		ERR.		SHOTS			
CHN													
4	Wang, Haibo	00	03	00	00	01	00	00	00	00	00	00	04
5	Lu, Jinqing	04	11	00	00	01	02	08	04	01	01	02	23
6	Huang, Yunlong	01	01	01	01	02	01	03	00	01	00	00	05
7	Guo, Yonglin	00	00	00	00	00	00	00	00	00	00	00	00
8	Kuang, Lubin	00	04	01	03	01	01	01	00	02	01	00	08
9	Ji, Zhaoguang	00	00	00	00	00	00	00	00	00	00	00	00
10	Li, Yaguang	03	08	00	00	03	03	06	06	02	00	02	19
11	Bun, Fengwu	04	06	00	00	04	04	08	07	01	01	02	40
12	Wang, Libin	04	09	00	00	02	05	08	01	03	02	01	31
13	Liu, Jianli	11	21	03	05	05	04	25	02	00	00	00	33
14	Hu, Zhangbao	04	06	00	00	14	02	08	00	02	00	00	30
15	Zhang, Bin	00	04	00	00	04	00	00	00	00	00	00	07
Totals		31	73	05	09	37	22	67	20	12	05	07	200
FG%: 1ST HALF .324 12/37		2ND HALF .528 19/36		GAME .425 31/73		TEAM REBOUNDS/RETOUR		EQUIPE: 05					
FT%: 1ERE DEM. .000 00/00		2EME DEM. .556 05/09		PARTIE .556 05/09									

NO.	NAME	FLD.GOALS		FR.THROWS		REBND	FOULS	PTS	ASST	TURN.	BLKED	STEAL	MIN
		PANIERIERS	LANCERS	LANCERS	RETOUR								
		FG	FGA	FT	FTA	FTES		ERR.		SHOTS			
URU													
4	Lopez, Horacio	07	18	05	05	05	04	19	08	04	00	02	40
5	Larrosa, Luis	01	05	02	03	03	02	04	00	00	02	01	12
6	Pierrri Barros, Luis	08	11	01	01	08	01	17	01	00	00	01	33
7	Nunez Gonzalez, Hebert	06	11	04	06	13	03	16	01	05	02	02	35
8	Ruiz Bruno, Wilfredo	05	14	03	04	03	00	13	00	00	00	00	24
9	Perdomo Shaban, Horacio	01	03	00	02	07	05	02	07	04	01	01	40
10	Peinado Stagnero, Carlos	00	00	00	00	00	00	00	00	00	00	00	00
11	Pagani Acosta, Walter	00	00	00	00	00	00	00	00	00	00	00	00
12	Pereyra Mele, Julio	00	00	00	00	00	00	00	00	00	00	00	01
13	Tito Moreno, Alvaro	01	04	01	02	00	00	03	00	00	00	00	15
14	Mignone Crisera, Juan	00	00	00	00	00	00	00	00	00	00	00	00
15	Fratinni Bononi, Victor	00	00	00	00	00	00	00	00	00	00	00	00
Totals		29	66	16	23	39	15	74	17	13	05	07	200
FG%: 1ST HALF .469 15/32		2ND HALF .412 14/34		GAME .439 29/66		TEAM REBOUNDS/RETOUR		EQUIPE: 09					
FT%: 1ERE DEM. .875 07/08		2EME DEM. .600 09/15		PARTIE .696 16/23									

SCORE BY PERIODS/SCORE PAR PERIODE:					
1ST HALF	2ND HALF	OVERTIME	OVERTIME	FINAL	
1ERE DEM	2ERE DEM	SURTEMPS	SURTEMPS	FINALE	
CHN	24	43	-	-	67
URU	37	37	-	-	74

REFEREES/ARBITRES:
FIROITTO ITA
CROUCH AUS

Men / Semi-Final (CONSOLATION) Statistics Match 31 / Aug. 05

Hommes / demi-finale (consolation) Statistiques match 31 / 05 Aout

NO.	NAME	FLD.GOALS		FR.THROWS		REBND	FOULS	PTS	ASST	TURN.	BLKED	STEAL	MIN
		PANIERIERS	LANCERS	LANCERS	RETOUR								
		FG	FGA	FT	FTA	FTES		ERR.		SHOTS			
BRA													
04	Guimaraes, Nilo	09	10	00	00	03	00	18	04	03	00	00	22
05	Malvezi, Silvio	06	11	00	00	05	00	12	01	00	01	02	23
06	Victalino, Gerson	01	01	00	00	00	01	02	00	00	00	01	06
07	Setrini Junior, Milton	00	00	00	00	00	00	00	00	00	00	00	00
08	Guimaraes, Ricardo	01	02	00	00	02	02	02	05	06	01	03	18
09	Leite, Marcos	04	07	04	05	05	01	12	05	01	00	00	25
10	Galvao, Eduardo	00	00	00	00	00	00	00	00	00	00	00	00
11	Souza, Marcel	07	12	01	01	01	02	15	00	01	00	00	13
12	Nascimento, Adilson	01	02	00	00	05	02	02	03	01	00	01	27
13	Vido, Marcelo	00	02	00	00	00	01	00	01	01	00	01	07
14	Schmidt, Oscar	12	21	00	00	03	03	24	02	01	00	00	33
15	Andrade, Israel	05	05	03	03	07	04	13	01	00	01	00	26
Totals		46	73	08	09	31	16	100	22	14	03	08	200
FG%: 1ST HALF .718 28/39		2ND HALF .529 18/34		GAME .630 46/73		TEAM REBOUNDS/RETOUR		EQUIPE: 03					
FT%: 1ERE DEM. .875 07/08		2EME DEM. 1.000 01/01		PARTIE .889 08/09									

NO.	NAME	FLD.GOALS		FR.THROWS		REBND	FOULS	PTS	ASST	TURN.	BLKED	STEAL	MIN
		PANIERIERS	LANCERS	LANCERS	RETOUR								
		FG	FGA	FT	FTA	FTES		ERR.		SHOTS			
FRA													
04	Beugnot, Gregor	00	00	00	00	00	00	00	00	00	00	00	00
05	Senegal, Jean Michel	04	10	00	00	03	03	08	03	02	00	01	21
06	Dacoury, Richard	02	05	00	00	01	00	04	01	00	01	02	16
07	Monclar, Jacques	02	05	00	00	01	01	04	03	02	00	01	19
08	Szanyiel, Philippe	08	11	02	04	06	00	18	00	04	00	01	34
09	Ostrowski, Stephane	03	05	00	00	02	01	06	00	02	01	00	19
10	Degannis, Jean Luc	01	03	00	00	01	03	02	00	01	00	00	10
11	Dubuisson, Herve	06	13	00	00	01	01	12	01	01	00	00	22
12	Cham, Patrick	00	00	00	00	00	00	00	01	00	00	00	00
13	Kaba, Bangaly	00	02	04	06	00	00	04	00	00	00	00	03
14	Beugnot, Eric	10	17	00	00	08	04	20	01	05	00	00	39
15	Vestris, Georges	04	05	00	00	04	01	08	00	00	02	00	17
Totals		40	76	06	10	27	14	86	09	17	04	05	200
FG%: 1ST HALF .605 26/43		2ND HALF .424 14/33		GAME .526 40/76		TEAM REBOUNDS/RETOUR		EQUIPE: 07					
FT%: 1ERE DEM. 1.000 01/01		2ERE DEM. .556 05/09		PARTIE .600 06/10									

SCORE BY PERIODS/SCORE PAR PERIODE:					
1ST HALF	2ND HALF	OVERTIME	OVERTIME	FINAL	
1ERE DEM	2ERE DEM	SURTEMPS	SURTEMPS	FINALE	
BRA	63	37	-	-	100
FRA	53	33	-	-	86

REFEREES/ARBITRES:
HOLDEN AUS
LO CHN

Men / Semi-Final (Consolation) Statistics Match 32 / Aug. 05

Hommes / demi-finale (consolation) Statistiques match 32 / 05 Aout

NO.	NAME	FLD.GOALS		FR.THROWS		REBND	FOULS	PTS	ASST	TURN.	BLKED	STEAL	MIN
		PANIERIERS	LANCERS	LANCERS	RETOUR								
		FG	FGA	FT	FTA	FTES		ERR.		SHOTS			
CHN													
04	Wang, Haibo	00	00	00	00	00	00	00	00	00	00	00	00
05	Lu, Jinqing	00	00	00	00	02	03	00	03	03	00	00	08
06	Huang, Yunlong	07	11	02	02	07	04	16	06	01	00	00	32
07	Guo, Yonglin	00	00	00	00	00	00	00	00	00	00	00	00
08	Kuang, Lubin	01	01	00	00	00	00	02	00	00	00	00	02
09	Ji, Zhaoguang	00	00	00	00	00	00	00	00	00	00	00	00
10	Li, Yaguang	11	20	01	02	04	05	23	03	03	00	03	38
11	Sun, Fengwu	00	00	00	00	04	05	00	08	01	00	01	32
12	Wang, Libin	07	13	07	13	05	05	21	00	04	00	00	36
13	Liu, Jianli	04	10	06	07	07	02	14	02	01	00	00	40
14	Hu, Zhangbao	00	01	00	00	01	00	00	01	00	00	00	04
15	Zhang, Bin	00	00	00	00	02	01	00	00	00	00	00	08
Totals		30	56	16	24	32	25	76	23	13	00	04	200
FG%: 1ST HALF .533 16/30		2ND HALF .538 14/26		GAME .536 30/56		TEAM REBOUNDS/RETOUR		EQUIPE: 06					
FT%: 1ERE DEM. .615 08/13		2EME DEM. .727 08/11		PARTIE .667 16/24									

NO.	NAME	FLD.GOALS		FR.THROWS		REBND	FOULS	PTS	ASST	TURN.	BLKED	STEAL	MIN
		PANIERIERS	LANCERS	LANCERS	RETOUR								
		FG	FGA	FT	FTA	FTES		ERR.		SHOTS			
EGY													
04	Bekhit, Khaled	00	00	00	00	00	00	00	00	00	00	00	00
05	Khaled, Mohamed	03	06	02	02	02	02	08	00	00	00	02	20
06	Attalah, Alain	04	06	00	03</								



Men / Quarter-Final
Statistics Match 34 / Aug. 06

Hommes / quarts de finale
Statistiques match 34 / 06 Aout

NO.	NAME	FLD.GOALS		FR.THROWS		REBND	FOULS	PTS	ASST	TURN.	BLKED	STEAL	MIN
		PANIERIERS	LANCERS	RETOUR	FTES								
		FG	FGA	FT	FTA								
YUG													
04	Petrovic, Drazen	08	12	04	04	01	01	20	08	01	01	02	28
05	Petrovic, Aleksandar	00	00	00	00	02	01	00	04	02	00	01	09
06	Zorkic, Nebojsa	08	09	03	07	04	03	19	02	01	00	03	21
07	Zizic, Rajko	02	07	00	00	07	05	04	01	00	03	00	18
08	Sunara, Ivan	02	06	04	06	03	02	08	01	02	02	02	14
09	Mutapcic, Emir	01	03	02	02	02	00	04	02	02	00	02	16
10	Hadzic, Saabit	02	03	00	00	00	01	04	02	01	00	00	10
11	Knego, Andro	01	02	00	00	04	01	02	00	01	00	00	08
12	Radovanovic, Ratko	08	13	02	02	07	04	18	01	03	02	00	32
13	Nakic-Vojnovic, Mihovil	02	05	01	02	10	02	05	02	02	01	00	15
14	Dalipagic, Drazen	11	14	02	04	06	02	24	03	02	00	00	22
15	Vukicevic, Branko	01	01	00	00	03	01	02	00	00	00	00	07
Totals		46	75	18	27	49	23	110	26	17	09	10	200

FG%: 1ST HALF .686 24/35 2ND HALF .550 22/40 GAME .613 46/75 TEAM REBOUNDS/RETOUR EQUIPE: 09
FT%: 1ERE DEM. .625 05/08 2EME DEM. .684 13/19 PARTIE .667 18/27

NO.	NAME	FLD.GOALS		FR.THROWS		REBND	FOULS	PTS	ASST	TURN.	BLKED	STEAL	MIN
		PANIERIERS	LANCERS	RETOUR	FTES								
		FG	FGA	FT	FTA								
URU													
04	Lopez, Horacio	12	29	03	05	11	01	27	05	04	00	03	36
05	Larrosa, Luis	01	04	00	00	05	05	02	00	03	00	00	13
06	Pierrri Barros, Luis	05	07	06	09	04	01	16	01	03	00	00	24
07	Nunez Gonzalez, Hebert	08	14	02	05	05	02	18	02	03	00	03	30
08	Ruiz Bruno, Wilfredo	04	15	00	00	00	03	08	01	00	00	00	24
09	Perdomo Shaban, Horacio	00	00	00	03	02	05	00	02	01	00	02	23
10	Peinado Stagnero, Carlos	01	03	01	02	02	04	03	05	01	00	01	17
11	Pagani Acosta, Walter	00	00	00	00	00	00	00	00	00	00	00	00
12	Pereyra Mele, Julio	00	00	00	00	00	00	00	00	00	00	00	00
13	Tito Moreno, Alvaro	04	08	00	00	00	05	08	02	00	00	00	20
14	Mignone Crisera, Juan	00	02	00	00	01	01	00	00	00	00	00	05
15	Frattini Bononi, Victor	00	01	00	00	00	01	00	00	02	02	00	08
Totals		35	83	12	24	30	28	82	18	17	02	09	200

FG%: 1ST HALF .381 16/42 2ND HALF .463 19/41 GAME .422 35/83 TEAM REBOUNDS/RETOUR EQUIPE: 10
FT%: 1ERE DEM. .545 06/11 2ERE DEM. .462 06/13 PARTIE .500 12/24

SCORE BY PERIODS/SCORE PAR PERIODE:				
1ST HALF	2ND HALF	OVERTIME	OVERTIME	FINAL
1ERE DEM	2ERE DEM	SURTEMPS	SURTEMPS	FINALE
YUG	53	57	-	110
URU	38	44	-	82

REFEREES/ARBITRES:
MAININI FRA
CLINE CAN
TECHNICAL FOULS/FAUTES TECHNIQUES: LARROSA URU

Men / Quarter-Final
Statistics Match 35 / Aug. 05

Hommes / quarts de finale
Statistiques match 35 / 06 Aout

NO.	NAME	FLD.GOALS		FR.THROWS		REBND	FOULS	PTS	ASST	TURN.	BLKED	STEAL	MIN
		PANIERIERS	LANCERS	RETOUR	FTES								
		FG	FGA	FT	FTA								
ESP													
04	Beiran, Jose Manuel	00	00	00	00	00	00	00	00	00	00	00	00
05	Llorente, Jose Luis	01	02	02	02	01	02	04	01	00	00	00	10
06	Arcega, Fernando	00	00	00	00	00	00	00	00	00	00	00	00
07	Margall Jose Maria	05	06	00	00	01	03	10	01	00	00	00	15
08	Jimenez, Andres	07	07	00	03	05	05	14	01	02	00	02	38
09	Romay, Fernando	01	04	00	00	03	02	02	00	00	00	00	06
10	Martin, Fernando	10	14	05	06	04	03	25	00	03	01	00	36
11	Corbalan, Juan Antonio	00	03	04	04	03	02	04	03	05	00	02	22
12	Solozabal, Ignacio	00	01	00	00	00	01	00	03	01	00	00	10
13	De La Cruz, Juan Domingo	00	00	00	00	00	00	00	00	00	00	00	00
14	Lopez, Juan Maria	05	07	07	11	05	02	17	04	00	00	02	26
15	San Epifanio, Juan Antoni	08	15	09	14	02	01	25	06	04	00	03	37
Totals		37	59	27	40	24	21	101	19	15	01	09	200

FG%: 1ST HALF .533 16/30 2ND HALF .724 21/29 GAME .627 37/59 TEAM REBOUNDS/RETOUR EQUIPE: 10
FT%: 1ERE DEM. .591 13/22 2EME DEM. .778 14/18 PARTIE .675 27/40

NO.	NAME	FLD.GOALS		FR.THROWS		REBND	FOULS	PTS	ASST	TURN.	BLKED	STEAL	MIN
		PANIERIERS	LANCERS	RETOUR	FTES								
		FG	FGA	FT	FTA								
AUS													
04	Campbell, Andrew	00	00	00	00	00	00	00	00	00	00	00	00
05	Keogh, Damian	00	00	00	00	00	00	00	00	00	00	00	00
06	Smyth, Philip	07	09	01	01	00	02	15	07	02	00	03	35
07	Sengstock, Larry	05	10	04	07	09	05	14	01	01	00	03	25
08	Dalton, Mark	00	00	00	00	00	00	00	00	00	00	00	01
09	Carroll, Wayne	09	16	00	00	04	02	18	01	04	00	00	29
10	Dalgleish, Melvyn	00	03	00	00	05	03	00	01	00	00	02	15
11	Gaze, Andrew	03	05	01	01	01	03	07	01	04	00	00	16
12	Davies, Ian	09	15	02	02	01	05	20	06	04	00	01	29
13	Morseu, Daniel	03	05	02	02	03	01	08	00	01	00	00	11
14	Dalton, Bradley	01	01	00	00	04	03	02	02	01	01	00	14
15	Bomer, Raymond	04	06	01	01	02	04	09	02	03	01	01	25
Totals		41	70	11	14	29	28	93	21	20	02	10	200

FG%: 1ST HALF .533 16/30 2ND HALF .625 25/40 GAME .586 41/70 TEAM REBOUNDS/RETOUR EQUIPE: 04
FT%: 1ERE DEM. .750 06/08 2ERE DEM. .833 05/06 PARTIE .786 11/14

SCORE BY PERIODS/SCORE PAR PERIODE:				
1ST HALF	2ND HALF	OVERTIME	OVERTIME	FINAL
1ERE DEM	2ERE DEM	SURTEMPS	SURTEMPS	FINALE
ESP	45	56	-	101
AUS	38	55	-	93

REFEREE/ARBITRES:
REYNOSO USA
ZANOLIN CAN

Men / Quarter-Final
Statistics Match 36 / Aug. 06

Hommes / quarts de finale
Statistiques match 36 / 06 Aout

NO.	NAME	FLD.GOALS		FR.THROWS		REBND	FOULS	PTS	ASST	TURN.	BLKED	STEAL	MIN
		PANIERIERS	LANCERS	RETOUR	FTES								
		FG	FGA	FT	FTA								
USA													
04	Alford, Steve	07	12	03	03	03	01	17	03	01	00	04	33
05	Wood, Leon	02	05	03	04	01	04	07	02	01	00	00	19
06	Ewing, Patrick	02	04	03	04	03	02	07	00	00	02	00	18
07	Fleming, Vern	01	02	00	00	00	03	02	02	02	00	01	08
08	Robertson, Alvin	02	02	00	00	01	02	04	02	02	00	03	10
09	Jordan, Michael	04	14	06	10	04	03	14	03	06	01	01	23
10	Kleine Joseph	01	01	00	00	01	00	02	00	00	00	00	06
11	Koncak, Jon	00	00	00	00	00	01	00	00	00	00	00	02
12	Tisdale, Wayman	04	06	03	05	08	05	11	00	01	00	01	26
13	Mullin, Chris	05	12	00	00	03	03	10	00	01	00	01	24
14	Perkins, Samuel	01	03	02	02	02	03	04	01	00	01	01	18
15	Turner, Jeffrey	00	01	00	00	01	03	00	01	00	00	00	13
Totals		29	62	20	28	27	30	78	14	14	04	12	200

FG%: 1ST HALF .462 18/39 2ND HALF .478 11/23 GAME .468 29/62 TEAM REBOUNDS/RETOUR EQUIPE: 10
FT%: 1ERE DEM. .833 10/12 2EME DEM. .625 10/16 PARTIE .714 20/28

NO.	NAME	FLD.GOALS		FR.THROWS		REBND	FOULS	PTS	ASST	TURN.	BLKED	STEAL	MIN
		PANIERIERS	LANCERS	RETOUR	FTES								
		FG	FGA	FT	FTA								
FRG													
04	Komer, Christoph	01	03	01	02	03	02	03	02	04	00	01	27
05	Kadlec, Vladimir	00	00	00	00	00	00	00	00	00	00	00	04
06	Brauer, Uwe	03	05	00	00	00	00	06	00	00	00	00	05
07	Sauer, Uwe	00	01	04	04	00	03	04	02	02	00	00	13
08	Peters, Ulrich	00	01	00	00	04	03	00	01	04	00	01	18
09	Zander, Klaus	02	05	00	00	00	01	04	01	03	00	00	15
10	Pappert, Michael	02											

Basketball

Men / Classification Semi-Final Statistics Match 38 / Aug. 08

Hommes / demi-finale classement Statistiques match 38 / 08 Aout

NO.	NAME	FLD. GOALS		FR. THROWS		REBND	FOULS	PTS	ASST	TURN.	BLKED	STEAL	MIN
		PANIER	LANCERS	RETOUR	FTES								
		FG	FGA	FT	FTA								
ITA													
04	Cagliaris, Carlo	00	00	01	02	00	00	01	03	02	00	00	04
05	Premier, Roberto	03	04	02	02	01	01	08	01	01	00	00	09
06	Bonamico, Marco	00	01	02	02	01	02	02	00	01	00	00	06
07	Gilardi, Enrico	00	00	01	02	01	02	01	01	00	00	00	05
08	Magnifico, Walter	01	04	01	03	00	03	03	00	01	00	00	12
09	Brunamonti, Roberto	03	06	00	00	02	00	06	02	00	00	02	18
10	Villalta, Renato	05	09	00	00	12	00	10	00	02	00	01	20
11	Meneghin, Dino	04	07	02	04	08	04	10	00	00	00	00	22
12	Riva, Antonello	12	20	06	10	02	04	30	02	02	00	03	31
13	Vecchiato, Renzo	02	05	06	12	05	03	10	01	02	01	02	26
14	Marzorati, Pierluigi	01	03	02	03	03	01	04	13	00	00	01	22
15	Sacchetti, Romeo	06	12	01	01	03	04	13	03	01	00	03	25
Totals		37	71	24	41	38	24	98	26	12	01	12	200

FG%: 1ST HALF .457 16/35 2ND HALF .583 21/36 GAME .521 37/71 TEAM REBOUNDS/RETOUR EQUIPE: 12
FT%: 1ERE DEM. .565 13/23 2EME DEM. .611 11/18 PARTIE .585 24/41

NO.	NAME	FLD. GOALS		FR. THROWS		REBND	FOULS	PTS	ASST	TURN.	BLKED	STEAL	MIN
		PANIER	LANCERS	RETOUR	FTES								
		FG	FGA	FT	FTA								
FRG													
04	Korner, Christoph	01	02	00	00	01	00	02	02	02	00	03	22
05	Kadlec, Vladimir	01	01	00	00	01	01	02	03	01	00	00	09
06	Brauer, Uwe	00	02	00	00	01	00	00	00	00	00	00	04
07	Sauer, Uwe	00	00	00	00	01	00	00	00	01	00	00	03
08	Peters, Ulrich	04	06	02	03	05	02	10	02	00	00	03	26
09	Zander, Klaus	03	09	01	03	03	03	07	01	04	00	00	17
10	Pappert, Michael	01	06	00	00	00	03	02	01	01	00	00	11
11	Sowa, Armin	03	03	04	04	02	01	10	01	01	01	00	19
12	Schrempf, Detlef	03	12	06	07	07	04	12	02	02	01	01	32
13	Blab, Uwe	05	10	03	04	06	05	13	02	05	00	01	32
14	Mendel, Ingo	02	06	05	08	03	03	09	03	01	02	00	17
15	Welp, Christian	01	02	02	03	02	05	04	00	02	00	00	08
Totals		24	59	23	32	31	28	71	17	20	04	08	200

FG%: 1ST HALF .379 11/29 2ND HALF .433 13/30 GAME .407 24/59 TEAM REBOUNDS/RETOUR EQUIPE: 14
FT%: 1ERE DEM. .722 13/18 2ERE DEM. .714 10/14 PARTIE .719 23/32

SCORE BY PERIODS/SCORE PAR PERIODE:

	1ST HALF	2ND HALF	OVERTIME	OVERTIME	FINAL
	1ERE DEM	2ERE DEM	SURTEMPS	SURTEMPS	FINALE
ITA	45	53	-	-	98
FRG	35	36	-	-	71

REFEREES/ARBITRES:

ZANOLIN CAN
NICHOLS USA
TECHNICAL FOULS / FAUTES TECHNIQUES: SCHREMPF FRG
PAPPERT-2 FRG

Men/Semi-Final Statistics Match 39 / Aug. 08

Hommes / demi-finale Statistiques match 39 / 08 Aout

NO.	NAME	FLD. GOALS		FR. THROWS		REBND	FOULS	PTS	ASST	TURN.	BLKED	STEAL	MIN
		PANIER	LANCERS	RETOUR	FTES								
		FG	FGA	FT	FTA								
YUG													
04	Petrovic, Drazen	08	17	00	00	02	05	16	02	05	00	00	36
05	Petrovic, Aleksandar	00	02	00	00	00	03	00	02	03	00	01	23
06	Zorkic, Nebojsa	01	02	00	00	01	02	00	01	02	00	00	11
07	Zizic, Rajko	00	01	00	00	01	02	00	01	00	00	00	15
08	Sunara, Ivan	00	01	00	00	00	00	00	00	00	00	00	05
09	Mutapic, Emir	00	01	00	00	02	02	00	01	02	00	01	10
10	Hadzic, Saabit	00	00	00	00	00	00	00	00	00	00	00	00
11	Krnegovic, Andro	02	06	02	03	03	01	06	00	00	00	01	14
12	Radovanovic, Ratko	06	11	03	06	08	03	15	00	03	00	00	25
13	Nakic-Vojnovic, Mihovil	03	05	00	00	04	02	06	01	00	00	02	26
14	Dalipagic, Drazen	08	21	00	00	06	02	16	01	03	00	01	35
15	Vukicevic, Branko	00	00	00	00	00	00	00	00	00	00	00	00
Totals		28	67	05	09	27	21	61	09	18	00	06	200

FG%: 1ST HALF .462 18/39 2ND HALF .357 10/28 GAME .418 28/67 TEAM REBOUNDS/RETOUR EQUIPE: 07
FT%: 1ERE DEM. .667 04/06 2EME DEM. .333 01/03 PARTIE .556 05/09

NO.	NAME	FLD. GOALS		FR. THROWS		REBND	FOULS	PTS	ASST	TURN.	BLKED	STEAL	MIN
		PANIER	LANCERS	RETOUR	FTES								
		FG	FGA	FT	FTA								
ESP													
04	Beiran, Jose Manuel	00	00	00	00	00	00	00	00	00	00	00	00
05	Llorente, Jose Luis	02	02	04	05	02	01	08	04	03	00	02	22
06	Arcega, Fernando	00	00	00	00	00	00	00	00	00	00	00	00
07	Margall, Jose Maria	07	08	02	02	03	04	16	01	03	00	00	24
08	Jimenez, Andres	05	12	03	04	04	01	13	00	01	00	00	31
09	Romay, Fernando	03	04	00	00	09	02	06	01	00	03	00	26
10	Martin, Fernando	03	07	00	00	05	00	06	02	04	01	03	23
11	Corbalan, Juan Antonio	02	03	02	02	00	00	06	03	02	00	00	16
12	Solozabal, Ignacio	01	01	01	03	02	01	03	00	00	00	00	08
13	De La Cruz, Juan Domingo	00	00	00	00	00	00	00	00	00	00	00	00
14	Lopez, Juan Maria	02	02	00	00	02	00	04	01	02	00	00	15
15	San Epifanio, Juan Antoni	05	15	02	02	04	00	12	01	05	00	00	35
Totals		30	54	14	18	31	09	74	13	20	04	05	200

FG%: 1ST HALF .483 14/29 2ND HALF .640 16/25 GAME .556 30/54 TEAM REBOUNDS/RETOUR EQUIPE: 06
FT%: 1ERE DEM. .778 07/09 2ERE DEM. .778 07/09 PARTIE .778 14/18

SCORE BY PERIODS/SCORE PAR PERIODE:

	1ST HALF	2ND HALF	OVERTIME	OVERTIME	FINAL
	1ERE DEM	2ERE DEM	SURTEMPS	SURTEMPS	FINALE
YUG	40	21	-	-	61
ESP	35	39	-	-	74

REFEREES/ARBITRES:

CLINE CAN
REYNOSO USA

Basket-ball

Men / Semi-Final Statistics Match 40 / Aug. 08

Hommes / demi-finale Statistiques match 40 / 08 Aout

NO.	NAME	FLD. GOALS		FR. THROWS		REBND	FOULS	PTS	ASST	TURN.	BLKED	STEAL	MIN
		PANIER	LANCERS	RETOUR	FTES								
		FG	FGA	FT	FTA								
USA													
04	Alford, Steve	03	08	00	00	07	03	06	05	02	00	01	33
05	Wood, Leon	02	04	04	04	01	03	08	04	01	00	00	23
06	Ewing, Patrick	04	12	02	02	07	03	10	00	02	06	02	21
07	Fleming, Vern	00	00	00	00	00	00	00	00	00	00	00	00
08	Robertson, Alvin	01	01	00	00	01	04	02	00	00	00	01	10
09	Jordan, Michael	05	15	03	03	04	03	13	03	01	01	01	21
10	Kleine, Joseph	01	01	00	00	00	00	02	00	00	01	00	04
11	Koncak, Jon	00	00	00	00	00	00	00	00	00	00	00	03
12	Tisdale, Wayman	03	08	03	05	08	04	09	00	01	03	01	26
13	Mullin, Chris	10	16	00	00	02	03	20	02	00	02	01	34
14	Perkins, Samuel	04	08	00	00	11	02	08	04	02	01	00	23
15	Turner, Jeffrey	00	00	00	00	00	00	00	00	00	00	00	02
Totals		33	73	12	14	41	25	78	18	09	14	07	200

FG%: 1ST HALF .459 17/37 2ND HALF .444 16/36 GAME .452 33/73 TEAM REBOUNDS/RETOUR EQUIPE: 02
FT%: 1ERE DEM. 1.000 09/09 2EME DEM. .600 03/05 PARTIE .857 12/14

NO.	NAME	FLD. GOALS		FR. THROWS		REBND	FOULS	PTS	ASST	TURN.	BLKED	STEAL	MIN
		PANIER	LANCERS	RETOUR	FTES								
		FG	FGA	FT	FTA								
CAN													
04	Kelsey, Howard	01	04	01	02	01	02	03	03	01	00	00	13
05	Simms, Tony	02	11	00	00	05	04	04	01	04	00	00	24
06	Pasquale, Eli	04	08	00	00	05	03	08	03	01	00	00	27
07	Tilleman, Karl	02	06	00	00	01	01	04	01	02	00	01	16
08	Kazanowski, Gerald	00	03	00	02	03	05	00	00	04	00	00	15
09	Triano, Jay	07	15	02	02	02	01						



Men / Final (9th And 10th Places)
Statistics Match 42 / Aug. 09

Hommes / finale (9eme et 10eme places)
Statistiques match 42 / 09 Aout

NO.	NAME	FLD.GOALS		FR.THROWS		REBND	FOULS	PTS	ASST	TURN.	BLKED	STEAL	MIN
		PANIERIERS	LANCERS	FR.	FT.								
		FG	FGA	FT	FTA	RETOUR FTES		ERR.		SHOTS			
BRA													
04	Guimaraes, Nilo	03	05	00	00	05	02	06	07	03	00	00	24
05	Malvezi, Silvio	00	01	00	00	03	00	00	00	01	00	00	04
06	Victalino, Gerson	00	01	00	00	00	00	00	00	00	00	00	01
07	Setrini Junior, Milton	02	04	00	00	01	04	04	04	01	00	01	12
08	Guimaraes, Ricardo	03	03	00	00	02	02	06	02	03	00	02	13
09	Leite, Marcos	05	09	03	07	08	02	13	05	03	01	00	35
10	Galvao, Eduardo	00	00	00	00	00	00	00	00	00	00	00	00
11	Souza, Marcel	05	11	08	11	01	01	18	01	02	00	00	26
12	Nascimento, Adilson	00	03	00	00	02	02	00	00	02	00	00	16
13	Vido, Marcelo	00	03	00	00	01	00	00	00	01	00	01	11
14	Schmidt, Oscar	12	18	05	08	04	00	29	00	00	00	02	27
15	Andrade, Israel	04	06	02	02	05	01	10	00	03	03	02	31
Totals		34	64	18	28	32	14	86	19	19	04	08	200

FG%: 1ST HALF .516 16/31 2ND HALF .545 18/31 GAME .531 34/64 TEAM REBOUNDS/RETOUR EQUIPE: 11
FT%: 1ERE DEM. .556 10/18 2EME DEM. .800 08/10 PARTIE .643 18/28

NO.	NAME	FLD.GOALS		FR.THROWS		REBND	FOULS	PTS	ASST	TURN.	BLKED	STEAL	MIN
		PANIERIERS	LANCERS	FR.	FT.								
		FG	FGA	FT	FTA	RETOUR FTES		ERR.		SHOTS			
CHN													
04	Wang, Haibo	02	04	00	00	01	05	04	01	02	00	01	16
05	Lu, Jinqing	02	05	02	06	02	04	06	06	01	00	00	20
06	Huang, Yunlong	07	08	00	00	08	05	14	04	03	00	02	25
07	Guo, Yonglin	00	00	00	00	00	00	00	00	00	00	00	00
08	Kuang, Lubin	04	07	00	00	00	03	08	03	01	00	01	17
09	Ji, Zhaoguang	00	00	00	00	00	00	00	00	00	00	00	00
10	Li, Yaguang	02	05	00	00	00	01	04	00	02	00	00	10
11	Bun, Fengwu	09	15	00	00	05	01	16	08	03	01	04	40
12	Wang, Libin	07	10	00	00	04	02	14	03	03	00	00	26
13	Liu, Jianli	04	16	00	00	06	04	10	04	01	00	01	33
14	Hu, Zhangbao	00	02	00	00	03	01	00	00	01	00	00	11
15	Zhang, Bin	00	00	00	00	00	00	00	00	00	00	00	02
Totals		37	72	02	06	29	26	76	29	17	01	09	200

FG%: 1ST HALF .500 20/40 2ND HALF .531 17/32 GAME .514 37/72 TEAM REBOUNDS/RETOUR EQUIPE: 07
FT%: 1ERE DEM. .000 00/00 2ERE DEM. .333 02/06 PARTIE .333 02/06

SCORE BY PERIODS/SCORE PAR PERIODE:					
	1ST HALF	2ND HALF	OVERTIME	OVERTIME	FINAL
	1ERE DEM	2ERE DEM	SURTEMPS	SURTEMPS	FINALE
BRA	42	44	-	-	86
CHN	40	36	-	-	76

REFEREES/ARBITRES:

HOLDEN AUS
ABDEL-SALEN EGY

Men / Final (3rd And 4th Places)
Statistics Match 43 / Aug. 09

Hommes / finale (3eme et 4eme places)
Statistiques match 43 / 09 Aout

NO.	NAME	FLD.GOALS		FR.THROWS		REBND	FOULS	PTS	ASST	TURN.	BLKED	STEAL	MIN
		PANIERIERS	LANCERS	FR.	FT.								
		FG	FGA	FT	FTA	RETOUR FTES		ERR.		SHOTS			
YUG													
04	Petrovic, Brazen	05	12	02	03	02	03	12	03	02	00	01	36
05	Petrovic, Aleksandar	04	08	07	08	06	04	15	04	01	00	01	25
06	Zorkic, Nebojsa	02	05	00	00	00	04	04	02	02	00	00	15
07	Zizic, Rajko	00	03	00	00	07	02	00	01	02	03	03	16
08	Sunara, Ivan	01	03	02	03	03	01	04	01	00	00	00	04
09	Mutapcic, Emir	01	01	00	00	01	00	02	01	00	00	01	04
10	Hadzic, Saabit	00	00	00	00	00	00	00	00	00	00	00	00
11	Knego, Andro	02	04	00	00	06	01	04	04	01	01	01	29
12	Radovanovic, Ratko	03	06	02	06	04	05	08	03	01	02	01	23
13	Nakic-Vojnovic, Mihovovil	01	05	00	00	04	02	02	00	00	03	00	12
14	Dalipagic, Brazen	16	25	05	08	03	01	37	01	01	00	00	36
15	Vukicevic, Branko	00	00	00	00	00	00	00	00	00	00	00	00
Totals		35	72	18	28	36	23	88	20	10	09	08	200

FG%: 1ST HALF .442 19/43 2ND HALF .552 16/29 GAME .486 35/72 TEAM REBOUNDS/RETOUR EQUIPE: 14
FT%: 1ERE DEM. .750 06/08 2EME DEM. .600 12/20 PARTIE .643 18/28

NO.	NAME	FLD.GOALS		FR.THROWS		REBND	FOULS	PTS	ASST	TURN.	BLKED	STEAL	MIN
		PANIERIERS	LANCERS	FR.	FT.								
		FG	FGA	FT	FTA	RETOUR FTES		ERR.		SHOTS			
CAN													
04	Kelsey, Howard	01	01	00	00	01	00	02	00	00	00	00	05
05	Simms, Tony	03	12	04	06	03	05	10	02	00	00	02	23
06	Pasquale, Eli	05	13	06	06	06	04	16	05	01	00	02	35
07	Tilleman, Karl	06	10	01	02	02	02	13	01	00	00	01	20
08	Kazanowski, Gerald	03	07	02	03	06	03	08	02	02	00	00	22
09	Triano, Jay	03	12	04	05	07	02	10	04	02	01	01	34
10	Hatch, John	00	00	00	00	01	00	00	00	01	00	00	01
11	Herbert, Gord	00	00	00	00	00	00	00	00	00	00	00	00
12	Wennington, Bill	04	07	03	05	02	04	11	00	02	02	00	19
13	Raffin, Romel	00	00	00	00	00	00	00	00	00	00	00	00
14	Wiltjer, Greg	05	11	02	04	08	02	12	00	02	00	01	26
15	Meagher, Dan	00	01	00	00	01	05	00	04	01	00	00	15
Totals		30	74	22	31	37	27	82	18	11	03	07	200

FG%: 1ST HALF .395 15/38 2ND HALF .417 15/36 GAME .405 30/74 TEAM REBOUNDS/RETOUR EQUIPE: 13
FT%: 1ERE DEM. .800 08/10 2ERE DEM. .667 14/21 PARTIE .710 22/31

SCORE BY PERIODS/SCORE PAR PERIODE:					
	1ST HALF	2ND HALF	OVERTIME	OVERTIME	FINAL
	1ERE DEM	2ERE DEM	SURTEMPS	SURTEMPS	FINALE
YUG	44	44	-	-	88
CAN	38	44	-	-	82

REFEREES/ARBITRES:

NICHOLS USA
KOTLEBA TCH

TECHNICAL FOULS/FAUTES TECHNIQUES: NOVOSEL(COACH) YUG

Men / Final (7th And 8th Places)
Statistics Match 44 / Aug. 10

Hommes / finale (7 eme et 8 eme places)
Statistiques match 44 / 10 Aout

NO.	NAME	FLD.GOALS		FR.THROWS		REBND	FOULS	PTS	ASST	TURN.	BLKED	STEAL	MIN
		PANIERIERS	LANCERS	FR.	FT.								
		FG	FGA	FT	FTA	RETOUR FTES		ERR.		SHOTS			
AUS													
04	Campbell, Andrew	00	00	00	00	00	00	00	00	00	00	00	00
05	Keogh, Damian	00	01	00	00	00	01	00	02	00	00	00	07
06	Smyth, Philip	10	13	02	03	02	02	22	01	02	00	02	33
07	Sengstock, Larry	03	04	02	02	01	05	08	01	02	00	00	24
08	Dalton, Mark	02	02	02	03	01	03	06	00	00	00	01	12
09	Carroll, Wayne	02	06	00	00	02	02	04	02	01	00	02	22
10	Dalgleish, Melvyn	00	00	00	00	01	02	00	00	00	00	00	04
11	Gaze, Andrew	06	10	00	02	01	03	12	01	01	00	02	18
12	Davies, Ian	06	13	03	05	03	02	15	02	03	00	02	26
13	Morseu, Daniel	03	10	00	00	01	01	06	01	00	01	02	14
14	Dalton, Bradley	02	05	00	00	04	04	04	00	00	00	02	20
15	Borner, Raymond	02	05	02	02	01	05	06	01	02	00	00	20
Totals		36	69	11	17	17	30	83	11	11	01	13	200

FG%: 1ST HALF .667 20/30 2ND HALF .410 16/39 GAME .522 36/69 TEAM REBOUNDS/RETOUR EQUIPE: 09
FT%: 1ERE DEM. .600 06/10 2EME DEM. .714 05/07 PARTIE .647 11/17

NO.	NAME	FLD.GOALS		FR.THROWS		REBND	FOULS	PTS	ASST	TURN.	BLKED	STEAL	MIN
		PANIERIERS	LANCERS	FR.	FT.								
		FG	FGA	FT	FTA	RETOUR FTES		ERR.		SHOTS			
FRG													
04	Korner, Christoph	02	03	05	07	03	04	09	03	02	00	02	27
05	Kadlec, Vladimir	00	01	01	02	00	00	01	00	01	00	00	04

Basketball

Men / Final (1st And 2nd Places)
Statistics Match 46 / Aug. 10

Hommes / finale (1 ere et 2 eme places)
Statistiques match 46 / 10 Aout

USA NO.	NAME	FLD. GOALS		FR. THROWS		REBND		FOULS		PTS	ASST	TURN.	BLKED	STEAL	MIN
		PANIERI	FGA	LANCERS	FT FTA	RETOUR	FTES	ERR.	SHOTS						
USA															
04	Alford, Steve	05	06	00	00	00	00	10	07	03	00	01	27		
05	Wood, Leon	02	03	02	02	02	01	06	08	01	00	00	20		
06	Ewing, Patrick	04	06	01	01	04	02	09	01	01	01	01	19		
07	Fleming, Vern	03	08	03	06	02	01	09	00	00	00	02	20		
08	Robertson, Alvin	03	03	00	00	02	03	06	03	01	00	01	13		
09	Jordan, Michael	09	15	02	05	01	03	20	02	01	01	03	28		
10	Kleine, Joseph	02	02	00	00	03	01	04	00	00	00	00	05		
11	Koncak, Jon	01	01	00	00	02	02	02	00	00	00	00	05		
12	Tisdale, Wayman	04	05	06	07	06	04	14	00	01	00	01	16		
13	Mullin, Chris	01	01	02	04	02	02	04	06	02	00	00	13		
14	Perkins, Samuel	05	08	02	03	07	04	12	01	05	00	02	28		
15	Turner, Jeffrey	00	03	00	00	02	02	00	01	01	00	00	06		
Totals		39	61	18	28	33	25	96	29	16	02	11	200		

FG%: 1ST HALF .645 20/31 2ND HALF .633 19/30 GAME .639 39/61 TEAM REBOUNDS/RETOUR EQUIPE: 09
FT%: 1ERE DEM. .808 12/20 2EME DEM. .750 06/08 PARTIE .643 18/28

ESP															
ESP NO.	NAME	FLD. GOALS		FR. THROWS		REBND		FOULS		PTS	ASST	TURN.	BLKED	STEAL	MIN
		PANIERI	FGA	LANCERS	FT FTA	RETOUR	FTES	ERR.	SHOTS						
04	Beiran, Jose Manuel	00	00	00	00	00	00	00	00	02	00	00	02		
05	Llorente, Jose Luis	01	03	00	00	01	01	02	04	01	00	00	17		
06	Arcega, Fernando	01	02	00	00	00	00	02	00	00	00	00	05		
07	Margall, Jose Maria	01	07	08	10	03	02	10	00	01	00	00	28		
08	Jimenez, Andres	06	12	04	04	08	02	16	00	03	00	01	30		
09	Romay, Fernando	02	04	01	04	05	05	05	01	03	03	01	25		
10	Martin, Fernando	04	13	06	06	03	02	14	00	01	01	01	20		
11	Corbalan, Juan Antonio	01	02	04	04	01	00	06	01	03	00	00	13		
12	Solozabal, Ignacio	00	01	00	00	02	02	00	01	02	00	00	14		
13	De La Cruz, Juan Domingo	00	01	00	00	00	01	00	00	00	01	00	05		
14	Lopez, Juan Maria	03	04	00	00	01	03	06	01	07	00	01	15		
15	San Epifanio, Juan Antoni	02	08	00	00	03	05	04	03	04	00	02	26		
Totals		21	57	23	28	27	23	65	11	27	05	06	200		

FG%: 1ST HALF .409 09/22 2ND HALF .343 12/35 GAME .368 21/57 TEAM REBOUNDS/RETOUR EQUIPE: 09
FT%: 1ERE DEM. 1.000 11/11 2ERE DEM. .706 12/17 PARTIE .821 23/28

SCORE BY PERIODS/SCORE PAR PERIODE:							
1ST HALF		2ND HALF		OVERTIME		FINAL	
1ERE DEM	2ERE DEM	SURTEMPS	SURTEMPS	FINALE			
ESP 29	36	-	-	65			
USA 52	44	-	-	96			

REFEREE/ARBITRES:
RIGAS GRE
ZANOLIN CAN

TECHNICAL FOULS/FAUTES TECHNIQUES: KNIGHT(COACH) USA

ESP vs. USA Gold Medal Game: Play-By-Play 10 August 1984

Officials: Constantinos Rigas (GRE) and Nar Zanolin (CAN)
Lineups: ESP—Margall, Jimenez, Romay, Corbalan, San Epifanio
USA—Alford, Ewing, Robertson, Jordan, Perkins

FIRST HALF TIME	ESP	USA	DESCRIPTION (assist)
2000			Tip to USA
1944	(1)(2)		Corbalan (Robertson personal foul #1, team foul #1) shoots 3 to make 2
1933		2	Jordan 12-foot jump shot (Perkins)
1857		4	Alford driving layin (Robertson)
1831			Robertson (P2,T2) commits foul
1801			San Epifanio (P1,T1) commits foul
1727		6	Robertson two-on-one fastbreak dunk (Jordan)
1709	4		Margall 16-foot jump shot (San Epifanio)
1650		8	Alford 18-foot jump shot (Robertson)
1640			Ewing (P1,T3) commits foul
1613	6		Jimenez follow-up layin
1556		10	Ewing layin (Alford)
1556		11	Ewing (Romay P1,T2) shoots 1
1514		13	Perkins 4-foot jump shot on goaltending (Ewing)
1445		15	Jordan 21 -foot jump shot (Alford)
1429	8		Corbalan 12-foot jump shot on goaltending
1429			TIMEOUT SPAIN NO. 1
1429			SOLOZABAL for CORBALAN
1429	9		Technical foul on USA Coach Knight; Margall shoots 1
1419	11		San Epifanio 16-foot baseline shot
1407		17	Jordan dunk shot (Robertson)
1407		(x)	Jordan (Romay P2,T3) shoots 1
1400		19	Robertson follow-up layin
1259	13		San Epifanio 12-foot jump shot
1238		21	Jordan 18-foot jump shot (Alford)
1218	15		Jimenez layin on goaltending
1218			MULLIN for JORDAN
1208		23	Robertson 18-foot jump shot
1138			Robertson (P3,T4) commits foul
1138			FLEMING for ROBERTSON
1132			Ewing (P2,T5) commits foul
1121	17		Romay layin (San Epifanio)
1106		25	Alford 18-foot jump shot (Mullin)
1040			TISDALE for EWING
1040			LOPEZ for MARGALL
1040			Solozabal (P1,T4) commits foul
1024			Solozabal (P2,T5) commits foul
1000			San Epifanio (P2,T6) commits foul
0921	(x)(26)(27)		Tisdale (Romay P3,T7) shoots 3 to make 2
0844			MARGALL AND MARTIN for LOPEZ AND ROMAY
0844	(28)(x)(x)		Fleming (Lopez P1,T8) shoots 3 to make 2
0827			WOOD for ALFORD
0827	(18)(19)		Martin (Tisdale P1,T6) intentional foul; 3 to make 2
0815		30	Wood 18-foot jump shot (Mullin)
0746	(31)(32)		Tisdale (Margall P1,T9) shoots 1 + 1
0731		34	Perkins fastbreak dunk shot (Mullin)
0711			LLORENTE for SOLOZABAL
0711			JORDAN for PERKINS
0711			Mullin (P1,T7) commits foul
0641		36	Jordan 4-foot jump shot (Wood)
0620			LOPEZ for SAN EPIFANIO

Basket-ball

FIRST HALF TIME

TIME	ESP	USA	DESCRIPTION (assist)
0620			Mullin (P2,T8) commits foul
0609		(x)	Mullin (Margall P2,T9) shoots 1 + 1
0534		(37)(38)	Tisdale (Martin P1,T9) shoots 1 + 1
0534			ROMAY for MARTIN
0534			PERKINS for MULLIN
0514			Lopez (P2,T9) commits offensive foul
0450		(39)(40)	Wood (Llorente P1,T9) shoots 1 + 1
0439		42	Jordan fastbreak layin off steal
0420			SAN EPIFANIO AND CORBALAN for MARGALL AND LOPEZ
0420	(20)(21)		Jimenez (Perkins P1,T9) shoots 1 + 1
0302		(43)(44)	Perkins (Jimenez P1,T9) shoots 1 + 1
0232		46	Fleming layin
0232		(x)	Fleming (San Epifanio P3,T9) shoots 1
0229		48	Tisdale follow-up layin
0209	23		Jimenez 12-foot jump shot (Corbalan)
0136		50	Tisdale 14-foot jump shot (Wood)
0127	(24)(25)		Corbalan (Jordan P1,T9) shoots 1 + 1
0121		52	Jordan dunks (Wood)
0121		(x)	Jordan (Romay P4,T9) shoots 1
0033	(26)(27)		Jimenez (Perkins P2,T9) shoots 1 + 1
0004	29		Jimenez 14-foot jump shot

HALFTIME SCORE: USA 52 ESP 29

SECOND HALF

Lineups: ESP—Martin, Lopez, Jimenez, Llorente, San Epifanio
USA—Alford, Ewing, Fleming, Jordan, Perkins

TIME	ESP	USA	DESCRIPTION (assist)
2000	29	52	HALFTIME SCORE
2000			Tip to USA
1848	31		Lopez fastbreak layin (Llorente)
1827		54	Perkins follow-up tipin
1819	33		Lopez 20-foot jump shot (Llorente)
1818			TIMEOUT USA (1)
1801			Fleming (P1,T1) commits foul
1731		56	Perkins layin (Alford)
1731		(x)	Perkins (Martin P2,T1) shoots 1
1724	35		Martin dunk shot (Llorente)
1721			WOOD for FLEMING
1709			San Epifanio (P4,T2) commits foul
1702		58	Ewing follow-up layin
1644	37		Llorente 19-foot jump shot
1628		60	Wood 17-foot jump shot (Alford)
1612			Perkins (P3,T2) commits foul
1525	39		Martin layin (San Epifanio)
1431		62	Ewing dunk shot (Jordan)
1408	41		Jimenez follow-up layin
1402			BEIRAN AND MARGALL for SAN EPIFANIO AND LOPEZ
1340		64	Jordan 15-foot baseline shot (Wood)
1332		66	Alford layin off steal
1313			MULLIN AND TISDALE for JORDAN AND EWING
1313			Wood (P1,T3) commits foul
1253	43		Jimenez 8-foot jump shot (Llorente)
1239		68	Tisdale follow-up layin
1206		70	Perkins 10-foot bank shot (Mullin)
1147			ROMAY AND SAN EPIFANIO for BEIRAN AND MARTIN
1145			Jimenez offensive foul (P2,T3)
1136		72	Tisdale 6-foot bank shot (Mullin)
1120	(x)(44)		Romay (Tisdale P2,T4) intentional foul; shoots 1 + 1
1111		74	Alford 16-foot jump shot (Wood)
1040			Perkins (P4,T5) commits foul
1040			JORDAN for PERKINS
1025		(75)(x)(76)	LOPEZ AND CORBALAN for LLORENTE AND SAN EPIFANIO
1025			Jordan (San Epifanio P5,T4) shoots 3 to make 2
1006	46		Lopez 17-foot jump shot (Romay)
0948			MARTIN for JIMENEZ
0948			ROBERTSON for WOOD
0933			Tisdale (P3,T6) commits foul
0919	48		Martin layin (Lopez)
0828		78	Mullin two-on-one fastbreak layin (Alford)
0825	(x)(x)		Romay (Tisdale P4,T7) intentional foul; shoots 1 + 1
0825			EWING for TISDALE
0809		(79)(80)	Mullin (Lopez P3,T5) intentional foul; shoots 2
0800			Jordan (P2,T8) commits foul
0738		82	Ewing 10-foot baseline shot (Mullin)
0707			SOLOZABAL for CORBALAN
0614	50		Romay follow-up tipin
0612			TURNER for MULLIN
0601		84	Jordan 11-foot jump shot (Alford)
0543	(51)(52)		Martin (Turner P1,T9) shoots 1 + 1
0523	(53)(54)		Margall (Jordan P3,T10) shoots 3 to make 2
0458			KLEINE AND KONCAK for JORDAN AND EWING
0458			ARCEGA AND DE LA CRUZ for MARTIN AND LOPEZ
0430			FLEMING AND WOOD for ALFORD AND ROBERTSON
0430	(55)(x)		Margall (Koncak P1,T11) shoots 1 + 1
0415		86	Fleming 6-foot baseline shot (Wood)
0355	57		Arcega 14-foot baseline shot
0344		(87)(88)	Fleming (Romay P5,T6) shoots 1 + 1
0344			MARTIN for ROMAY
0333			De la Cruz (P1,T7) commits foul
0317	(58)(59)		Martin (Koncak P2,T12) shoots 1 + 1
0251	(60)(61)		Margall (Kleine P1,T13) shoots 1 + 1
0241		90	Kleine 15-foot baseline shot (Wood)
0211	63		Martin layin (Solozabal)
0133		92	Kleine layin (Wood)
0051		94	Koncak dunks (Turner)
0029		96	Fleming layin
0006	(64)(65)		Margall (Turner P2,T14) shoots 3 to make 2

FINAL SCORE: USA 96 ESP 65



ESP— USA,
10 Août 1994

Match pour la Médaille d'Or: Action par Action

Arbitrage	Constantinos Rigas (Grèce) et Nar Zanolin (Canada)		
Joueurs sur le Terrain	ESP— Margall, Jimenez, Romay, Corbalan, San Epifanio USA— Alford, Ewing, Robertson, Jordan, Perkins		
PREMIERE TEMPS	MI-TEMPS	USA	DESCRIPTION (assist)
2000			Prise de balle pour les Etats-Unis
1944	(1)(2)		Corbalan effectue 3 lancers francs, en réussit 2 lère faute personnelle (P1) de Robertson 1 ère faute de l'équipe (E1) américaine
1933		2	Tir en suspension de Jordan de 3m (Perkins)
1857		4	Montée au panier et lancer déposé par Alford (Robertson)
1831			Robertson (P2,E2) commet une faute
1801			San Epifanio (P1,E1) commet une faute
1727		6	Contre-attaque et lancer coulé de Robertson (Jordan)
1709	4		Tir en suspension de 5m de Margall (San Epifanio)
1650		8	Tir en suspension d'Alford de 5,50m (Robertson)
1640			Ewing (P1,E3) commet une faute
1613	6		Lancer déposé de Jimenez
1556		10	Lancer déposé d'Ewing (Alford)
1556		11	Ewing marque un coup franc (Romay P1,E2)
1514		13	Tir en suspension d'1m de Perkins (Ewing)
1445		15	Tir en suspension de 6m de Jordan (Alford)
1429	8		Tir en suspension de 3,50m de Corbalan
1429			PREMIER TEMPS MORT POUR L'ESPAGNE
1429			SOLOZABAL remplace CORBALAN
1429	9		Faute technique des Etats-Unis par le Coach Knight; Margall marque 1 point sur lancer franc
1419	11		Tir de 5m de San Epifanio
1407		17	Lancer coulé de Jordan (Robertson)
1407	(x)		Tir de Jordan (sur faute personnelle de Romay P2,E3)
1400		19	Lancer déposé de Robertson
1259	13		Tir en suspension de San Epifanio
1238			Tir en suspension de Jordan de 5,50m (Alford)
1218	15		Lancer coulé de Jimenez
1218			MULLIN remplace JORDAN
1208		23	Tir en extension de 5,50m de Robertson
1138			Robertson (P3,E4) commet une faute
1138			FLEMING remplace ROBERTSON
1132			Ewing (P2,E5) commet une faute
1121	17		Lancer déposé de Romay (San Epifanio)
1106		25	Tir en suspension de 5,50m d'Alford (Mullin)
1040			TISDALE remplace EWING
1040			LOPEZ remplace MARGALL
1040			Faute de Solozabal (P1,E4)
1024			Faute de Solozabal (P2,E5)
1000			Faute de San Epifanio (P2,E6)
0921	(x)(26)(27)		Sur faute personnelle de Romay (P3,E7), Tisdale exécute 3 tirs pour marquer 2 points
0844			MARGALL ET MARTIN remplacent LOPEZ ET ROMAY
0844	(28)(x)(x)		Sur faute de Lopez, Fleming réussit 1 de ses 3 tirs de pénalité
0827			WOOD remplace ALFORD
0827	(18)(19)		Sur faute intentionnelle de Tisdale (P1,E6)
0815			Martin réussit 2 lancers francs
0746	(31)(32)		Tir en suspension de 5,50m de Wood (Mullin)
0731		34	Faute personnelle de Margall (P1,E9)
0711			Tisdale réussit ses 2 lancers francs
0711			Contre-attaque et lancer coulé de Perkins (Mullin)
0711			LLORENTE remplace SOLOZABAL
0711			JORDAN remplace PERKINS
0641		36	Faute de Mullin (P1,E7)
0620			Tir en suspension d'1m par Jordan (Wood)
0620			LOPEZ remplace SAN EPIFANIO
0609	(x)		Faute de Mullin (P2,E8)
0534	(37)(38)		Faute de Margall (P2,E9) Mullin effectue 2 lancers francs
0534			Faute de Martin (P1,E9) Tisdale réussit 2 lancers francs
0534			ROMAY remplace MARTIN
0514			PERKINS remplace MULLIN
0450	(39)(40)		Faute offensive de Lopez (P2,E9)
0439		42	Wood, sur faute de Llorente (P1,E9) réussit 2 lancers francs
0420	(20)(21)		Contre-attaque et panier coulé de Jordan
0420			SAN EPIFANIO ET CORBALAN remplacent MARGALL ET LOPEZ
0302	(43)(44)		Sur faute de Perkins (P1,E9)
0232		46	Sur faute de Perkins (P1,E9)
0232	(x)		Jimenez 2 lancers francs
0229		48	Perkins réussit 2 lancers francs
0209	23		Lancer déposé de Fleming
0136		50	Tir non réussi de Fleming sur faute de San Epifanio (P3,E9)
0127	(24)(25)		Lancer déposé de Tisdale
0121		52	Tir en suspension de 3.50 de Jimenez (Corbalan)
0121	(x)		Tir en suspension de 4m de Tisdale (Wood)
0033	(26)(27)		Sur faute personnelle de Jordan (P1,E9)
0004	29		Corbalan réussit 2 lancers francs
			Jordan rate son lancer franc
			Jimenez réussit 2 lancers francs
			Tir en extension de 4m de Jimenez

SCORE MI-TEMPS: USA 52 ESP 29

DEUXIEME MI-TEMPS

Joueurs sur le terrain	ESP— Martin, Lopez, Jimenez, Llorente, San Epifanio USA— Alford, Ewing, Fleming, Jordan, Perkins		
TEMPS	ESP	USA	DESCRIPTION (assist)
2000	29	52	SCORE A LA MI-TEMPS
2000			Prise de balle par les Etats-Unis
1848	31		Contre-attaque et lancer déposé par Lopez (Llorente)
1827		54	Lancer tapé de Perkins
1819	33		Tir en extension de 6m de Lopez (Llorente)
1818			PREMIER TEMPS-MORT POUR LES ETATS UNIS
1801			Faute de Fleming (P1,E1)
1731		56	Lancer déposé de Perkins (Alford)
1731	(x)		Faute de Martin (P2,E1) Perkins rate son lancer franc
1724	35		Tir en extension de Martin (Llorente)
1721			WOOD remplace FLEMING
1709			Faute de San Epifanio (P4,E2)
1702		58	Lancer déposé d'Ewing
1644	37		Tir en extension de Llorente de 6m
1628		60	Tir en extension de 5m de Wood (Alford)
1612			Faute de Perkins (P3,E2)
1525	39		Lancer déposé de Martin (San Epifanio)
1431		62	Lancer coulé d'Ewing (Jordan)
1408	41		Lancer déposé de Jimenez
1402			BEIRAN ET MARGALL remplacent SAN EPIFANIO ET LOPEZ
1340		64	Tir de Jordan de 4,50m (Wood)
1332		66	Lancer déposé d'Alford
1313			MULLIN ET TISDALE remplacent JORDAN ET EWING
1313			Faute de Wood (P1,E3)
1253	43		Tir en suspension de 2,50m de Jimenez (Llorente)
1239		68	Lancer déposé de Tisdale
1206		70	Lancer par le panneau de Perkins (3m) Mullin
1147			ROMAY ET SAN EPIFANIO remplacent BEIRAN ET MARTIN
1145			Faute offensive de Jimenez (P2,E3)
1136		72	Tir par le panneau de Tisdale à 2m (Mullin)
1120	(x)(44)		Tir raté de 8.50 sur faute de Tisdale (P2,E4)
1111		74	Romay réussit 1 de ses 2 lancers francs
1040			Tir en extension de 5m d'Alford (Wood)
1040			Faute de Perkins (P4,E5)
1025			JORDAN remplace PERKINS
1025		(75)(x)(76)	LOPEZ ET CORBALAN remplacent LLORENTE ET SAN EPIFANIO
1006	46		Tir raté sur faute de San Epifanio (P5,E4), Jordan exécute 3 tirs et en réussit 2
0948			Tir en extension de 5m de Lopez (Romay)
0948			MARTIN remplace JIMENEZ
0933			ROBERTSON remplace WOOD
0919	48		Faute de Tisdale (P3,E6)
0828		78	Lancer déposé de Martin (Lopez)
0825	(x)(x)		Contre-attaque et lancer déposé de Mullin (Alford)
0825			2 tirs manqués pour l'Espagne sur faute de Tisdale (P4,E7) Romay manque 2 tirs
0809		(79)(80)	EWING remplace TISDALE
0800			Sur faute intentionnelle de Lopez (P3,E5), Mullin réussit 2 lancers francs
0738		82	Faute de Jordan (P2,E8)
0707			Tir de 3m d'Ewing (Mullin)
0614	50		SOLOZABAL remplace CORBALAN
0612		84	Lancer tapé de Romay
0601			TURNER remplace MULLIN
0543	(51)(52)		Tir en extension de 3m de Jordan (Alford)
0523	(53)(54)		Sur faute de Turner (P1,E9), Martin réussit 2 lancers francs
0458			Sur fautes de Jordan (P3,E10) Margall réussit 2 de ses 3 lancers francs
0430	(55)(x)		KLEINE ET KONCAK remplacent JORDAN ET EWING
0430			ARCEGA ET DE LA CRUZ remplacent MARTIN ET LOPEZ
0415		86	FLEMING ET WOOD remplacent ALFORD ET ROBERTSON
0355	57		Sur faute de Koncak (P1,E11) Margall réussit 1 de ses 2 lancers francs
0344		(87)(88)	Tir réussi de 2m de Fleming (Wood)
0344			Tir réussi de 4m d'Acega
0333			Sur faute de Romay (P5,E6) Fleming réussit 2 lancers francs
0317	(58)(59)		MARTIN remplace ROMAY
0251	(60)(61)		Faute de De La Cruz (P1,E7)
0241		90	Sur faute de Koncak (P2,E12) Martin réussit 2 lancers francs
0211	63		Sur faute de Kleine (P1,E13) Margall réussit 2 lancers francs
0133		92	Tir de 4,50m de Kleine (Wood)
0051		94	Lancer déposé de Martin (Solozabal)
0029		96	Lancer déposé de Kleine (Wood)
0006	(64)(65)		Lancer coulé de Koncak (Turner)
			Lancer déposé de Fleming
			Sur faute de Turner (P2,E14), Margall réussit 2 de ses 3 lancers francs

MARQUE FINALE: USA 96 ESP 65

Men / Preliminary Pool Group A
Team Standing / Aug. 04

Hommes / poule préliminaire groupe a
Classement des équipes / 04 Aout

COUNTRY PAYS	PLAYED JOUES	WON GAGNES	LOST PERDUS	FOR POUR	AGAINST CONTRE	POINTS
1 YUG	5	5	0	457	366	10
2 ITA	5	4	1	437	363	9
3 AUS	5	3	2	383	403	8
4 FRG	5	2	3	384	376	7
5 BRA	5	1	4	401	423	6
6 EGY	5	0	5	349	480	5

POOL PROGRESS / DEROULEMENT DE LA POULE

	ITA	YUG	AUS	BRA	FRG	EGY
ITA	X	65-69	93-82	89-78	80-72	110-62
YUG	69-65	X	94-64	98-85	96-83	100-69
AUS	82-93	64-94	X	76-72	67-66	94-78
BRA	78-89	85-98	72-76	X	75-78	91-82
FRG	72-80	83-96	66-67	78-75	X	85-58
EGY	62-110	69-100	78-94	82-91	58-85	X

Basketball

Basket-ball

Men / Preliminary Pool Group B Team Standing / Aug. 04

Hommes / poule préliminaire groupe b Classement des équipes / 04 Aout

COUNTRY PAYS	PLAYED JOUES	WON GAGNES	LOST PERDUS	FOR POUR	AGAINST CONTRE	POINTS
1 USA	5	5	0	511	315	10
2 ESP	5	4	1	457	438	9
3 CAN	5	3	2	462	401	8
4 URU	5	2	3	403	460	7
5 CHN	5	1	4	364	477	6
6 FRA	5	0	5	383	489	5

POOL PROGRESS / DEROULEMENT DE LA POULE

	CHN	URU	ESP	CAN	FRA	USA
CHN	X					
URU	74-67	X				
ESP	102-83	107-90	X			
CAN	121-80	95-80	82-83	X		
FRA	83-85	87-91	82-97	69-96	X	
USA	97-49	104-68	101-68	89-68	120-62	X

Match Summary

Match Sommaire

Match	Pool			Attendance			
1	A	ITA	110	EGY	62	10,063	
2	B	URU	91	FRA	87	10,063	
3	A	YUG	96	FRG	83	13,248	
4	B	USA	97	CHN	49	13,248	
5	A	AUS	76	BRA	72	10,746	
6	B	ESP	83	CAN	82	10,746	
7	A	ITA	80	FRG	72	8,943	
8	A	BRA	91	EGY	82	6,738	
9	A	YUG	94	AUS	64	6,674	
10	B	CHN	85	FRA	83	7,538	
11	B	USA	89	CAN	68	12,081	
12	B	ESP	107	URU	90	6,286	
13	A	AUS	67	FRG	66	8,298	
14	B	CAN	121	CHN	80	8,298	
15	A	YUG	100	EGY	69	12,799	
16	B	USA	104	URU	68	12,799	
17	A	ITA	89	BRA	78	11,802	
18	B	ESP	97	FRA	82	11,802	
19	A	FRG	85	EGY	58	6,441	
20	A	YUG	98	BRA	85	11,965	
21	A	ITA	93	AUS	82	9,312	
22	B	ESP	102	CHN	83	7,532	
23	B	USA	120	FRA	62	12,692	
24	B	CAN	95	URU	80	13,386	
25	A	AUS	94	EGY	78	13,574	
26	B	USA	101	ESP	68	13,574	
27	A	FRG	78	BRA	75	12,064	
28	B	CAN	96	FRA	69	12,064	
29	A	YUG	69	ITA	65	12,836	
30	B	URU	74	CHN	67	12,836	
31		BRA	100	FRA	86	11,851	Semi Consolation
32		CHN	76	EGY	73	12,206	Semi Consolation
33		CAN	78	ITA	72	10,432	Quarter Final
34		YUG	110	URU	82	10,432	Quarter Final
35		ESP	101	AUS	93	12,876	Quarter Final
36		USA	78	FRG	67	12,876	Quarter Final
37		URU	101	AUS	95	10,083	Class Semi
38		ITA	98	FRG	71	10,083	Class Semi
39		ESP	74	YUG	61	7,660	Semi Final
40		USA	78	CAN	59	13,642	Semi Final
41		FRA	102	EGY	78	11,060	11th/12th
42		BRA	86	CHN	76	11,060	9th/10th
43		YUG	88	CAN	82	9,473	3rd/4th
44		AUS	83	FRG	78	9,970	7th/8th
45		ITA	111	URU	102	9,970	5th/6th
46		USA	96	ESP	65	15,067	1st/2nd

Men / Scorer Standing

Hommes / classement des buteurs

RANK RANG	CTRY PAYS	NAME	GAMES MATCHES	POINTS	AVERAGE MOYENNE
1	EGY	Soliman, Mohamed	7	179	25.6
2	URU	Lopez, Horacio	8	199	24.9
3	BRA	Schmidt, Oscar	7	169	24.1
4	ITA	Riva, Antonello	8	187	23.4
5	YUG	Dalipagic, Drazen	7	159	22.7
6	URU	Ruiz Bruno, Wilfredo	8	156	19.5
7	FRG	Schrempf, Detlef	8	151	18.9
8	ESP	San Epifanio, Juan Antoni	8	149	18.6
9	FRA	Szanyiel, Philippe	7	125	17.9
10	YUG	Petrovic, Drazen	8	140	17.5
11	USA	Jordan, Michael	8	137	17.1
	ESP	Martin, Fernando	8	134	17.1
13	AUS	Davies, Ian	8	131	16.4
14	URU	Nunez Gonzalez, Hebert	8	128	16.0
15	CHN	Liu, Jianli	7	105	15.0
16	CAN	Triano, Jay	8	117	14.6
	CHN	Wang, Libin	7	102	14.6
18	YUG	Radovanovic, Ratko	8	113	14.1
19	AUS	Smyth, Philip	8	106	13.3
	ITA	Villalta, Renato	8	106	13.3

Men / Accumulated Statistics Aug 10

Hommes / statistiques cumulatives 10 Aout

	MATCHES PLAYED JOUES	FLD. PANIERS	GOALS FGA %	FR. LANCERS	THROWS RET.	REBND FT FTA %	ASST	BLKD SHTS	STL TOT	POINTS AVG HIGH
AUS										
Campbell, Andrew	2	3	9 33	0 0	0 5	0	2	0	6	3 6
Keogh, Damian	5	2	7 29	4 8	50 4	9	0	0	8	2 6
Smyth, Philip	8	44	85 52	18 22	82 20	41	0	19	106	13 22
Sengstock, Larry	8	19	41 46	13 23	57 39	12	1	8	51	6 14
Dalton, Mark	5	3	6 50	2 3	67 6	0	0	3	8	2 6
Carroll, Wayne	8	37	83 45	6 9	67 28	17	2	7	80	10 18
Dalgleish, Melvyn	8	6	14 43	9 20	45 34	8	1	7	21	3 5
Gaze, Andrew	8	35	77 45	12 22	55 16	12	5	7	82	10 15
Davies, Ian	8	57	130 44	17 23	74 26	22	0	7	131	16 22
Morseu, Daniel	8	18	43 42	11 14	79 13	6	1	4	47	6 11
Dalton, Bradley	6	17	31 55	6 9	67 26	8	3	3	40	7 15
Borner, Raymond	8	26	50 52	22 30	73 29	6	7	5	74	9 15
Total	267	576	46	120	183	66 307	141	22	70	654 82
Opponents	245	502	49	193	261	74 390	130	19	44	683 85
BRA										
Guimaraes, Nilo	7	27	53 51	4 4	100 15	24	0	4	58	8 18
Malvezi, Silvio	6	13	26 50	2 2	100 17	2	4	5	28	5 12
Victalino, Gerson	7	10	18 56	1 2	50 11	2	4	4	21	3 8
Setrini Junior, Milton	6	11	33 33	4 5	80 6	12	0	5	26	4 8
Guimaraes, Ricardo	7	16	26 62	8 10	80 20	17	1	8	40	6 12
Leite, Marcos	7	21	52 40	19 28	68 40	17	2	3	61	9 13
Galvao, Eduardo	2	1	2 50	0 0	0 2	0	0	2	2	1 2
Souza, Marcel	7	31	68 46	14 18	78 13	7	2	2	76	11 18
Nascimento, Adilson	7	7	25 28	5 6	83 21	12	1	6	19	3 8
Vido, Marcelo	4	0	10 0	0 0	0 5	2	0	2	0	0 0
Schmidt, Oscar	7	72	141 51	25 32	78 40	6	0	8	169	24 32
Andrade, Israel	7	30	54 56	27 36	75 59	7	6	6	87	12 16
Total	239	508	47	109	143	76 299	108	20	55	587 84
Opponents	252	485	52	81	126	64 282	122	17	50	585 84
CAN										
Kelsey, Howard	8	7	16 44	9 14	64 11	16	0	2	23	3 7
Simms, Tony	8	26	71 37	28 42	67 24	10	1	8	80	10 16
Pasquale, Eli	8	23	55 42	19 31	61 27	34	0	10	65	8 16
Tilleman, Karl	8	29	59 49	1 4	25 11	9	0	6	59	7 13
Kazanowski, Gerald	8	36	60 60	29 43	67 53	15	1	4	101	13 24
Triano, Jay	8	43	96 45	31 40	78 20	20	1	5	117	15 25
Hatch, John	6	2	8 25	5 6	83 4	4	1	1	9	2 4
Herbert, Gord	7	12	20 60	11 12	92 6	2	0	4	35	5 14
Wennington, Bill	8	21	40 52	14 19	74 38	2	6	2	56	7 13
Raffin, Romel	4	6	8 75	0 0	0 4	2	0	1	12	3 4
Wiltjer, Greg	8	33	59 56	16 32	50 69	13	8	8	82	10 16
Meagher, Dan	8	15	32 47	12 17	71 24	11	1	4	42	5 11
Total	253	524	48	175	260	67 381	138	19	55	681 85
Opponents	253	545	46	133	192	69 326	154	41	54	639 80
CHN										
Wang, Haibo	6	7	24 29	0 0	0 6	5	1	1	14	2 4
Lu, Jinqing	7	20	42 48	7 14	50 12	26	2	4	47	7 16
Huang, Yunlong	6	18	28 64	3 3	100 23	15	0	2	39	7 16
Guo, Yonglin	0	0	0 0	0 0	0 0	0	0	0	0	0 0
Kuang, Lubin	6	10	28 36	3 5	60 7	9	2	1	23	4 8
Ji, Zhaoguang	1	0	1 0	0 0	0 0	0	0	1	0	0 0
Li, Yaguang	7	32	77 42	14 17	82 21	19	1	6	78	11 31
Sun, Fengwu	7	23	42 55	8 14	57 28	54	2	1	54	8 18
Wang, Libin	7	40	82 49	22 33	67 34	17	2	2	102	15 26
Liu, Jianli	7	42	90 47	21 30	70 36	10	0	4	105	15 32
Hu, Zhangbao	7	15	25 60	8 14	57 28	2	2	2	38	5 13
Zhang, Bin	7	8	23 35	0 0	0 18	6	0	2	16	2 10
Total	215	462	47	86	130	66 262	163	12	36	516 74
Opponents	255	493	52	126	199	63 340	152	28	67	636 91
EGY										
Bekhit, Khaled	4	3	8 38	2 5	40 12	3	1	0	8	2 4
Khaled, Mohamed	7	13	35 37	17 20	85 12	6	0	7	43	6 15
Attalah, Alain	4	11	18 61	2 5	40 6	5	0	3	24	6 16
Soliman, Mohamed	7	66	134 49	47 76	62 66	6	5	3	179	26 37
Rabieh, Abdelkader	7	22	59 37	5 7	71 31	3	15	2	49	7 13
Abdelmeguid, Amr	7	15	40 38	21 31	68 23	48	0	11	51	7 10
Elgazzar, Abdelhadi	6	10	29 34	5 11	45 23	7	1	4	25	4 8
Shouman, Amin	7	7	18 39	12 17	71 15	5	2	5	26	4 8
Warda, Medhat	6	30	82 37	11 13	85 23	33	3	6	71	12 26
Elsabbagh, Tarek	3	4	13 31	0 0	0 5	2	0	1	8	3 4
Marei, Ahmed	6	5	11 45	4 9	44 9	0	1	1	14	2 8
Aboulenein, Essameldin	4	1	5 20	0 0	0 5	1	0	0	2	1 2
Total	187	452	41	126	194	65 302	119	28	43	500 71
Opponents	262	517	51	134	203	66 355	152	34	67	658 94
ESP										
Beiran, Jose Manuel	4	4	9 44	0 0	0 3	2	0	1	8	2 6
Llorente, Jose Luis	7	5	12 42	17 21	81 6	22				



Statistical Leaders/Meilleurs marqueurs

Points Scored/Points marqués

Horacio Lopez (URU)	199
Antonello Riva (ITA)	187
Mohamed Soliman (EGY)	179
Oscar Schmidt (BRA)	169
Drazen Dalipagic (YUG)	159

Field Goal/Panier % Min. 20 Made

Philippe Szanyiel (FRA)	65.3
Alvin Robertson (USA)	65.0
Steve Alford (USA)	64.4
Juan Lopez (ESP)	63.2
Gerald Kazanowski (CAN)	60.0

Free Throw/Lancer % Min. 16 Made

Aleksandar Petrovic (YUG)	90.0
Carlos Peinado (URU)	88.9
Jose Maria Margall (ESP)	88.9
Mohamed Khaled (EGY)	85.0
Philip Smyth (AUS)	81.8

Assists/Passes

Leon Wood (USA)	63
Fengwu Sun (CHN)	54
Amr Abdelmeguid (EGY)	48
Horacio Lopez (URU)	45
Philip Smyth (AUS)	41

Steals/Vols

Philip Smith (AUS)	19
Alvin Robertson (USA)	17
Horacio Perdomo (URU)	17
Hebert Nunez (URU)	15
Chris Mullin (USA)	14

Field Goals Made/Panier faits

Antonello Riva (ITA)	75
Oscar Schmidt (BRA)	72
Mohamed Soliman (EGY)	66
Drazen Dalipagic (YUG)	66
Wilfredo Ruiz Bruno (URU)	61

Free Throws Made/Lancers faits

Horacio Lopez (URU)	51
Detlef Schrempf (FRG)	49
Mohamed Soliman (EGY)	47
Juan San Epifanio (ESP)	43
Hebert Nunez (URU)	42

Rebounds/Rebonds

Greg Wiltjer (CAN)	69
Mohamed Soliman (EGY)	66
Detlef Schrempf (FRG)	64
Horacio Lopez (URU)	61
Israel Andrade (BRA)	59
Ratko Radovanovic (YUG)	59

Blocked Shots/Coups bloqués

Patrick Ewing (USA)	18
Fernando Romay (ESP)	17
Abdelkader Rabieh (EGY)	15
Rajko Zizic (YUG)	14
Georges Vestris (FRA)	9

High Games/Meilleur score

Antonello Riva (ITA)	40
Horacio Lopez (URU)	39
Drazen Dalipagic (YUG)	37
Mohamed Soliman (EGY)	37
Detlef Schrempf (FRG)	36

	MATCHS PLAYED	FLD. JOUES	GOALS PANIERS	FR. LANCERS	THROWS RET.	RBND ASST	BLKD STL	POINTS TOT	AVG	HIGH				
FRG														
Komer, Christoph	8	10	25	40	14	20	70	16	21	0	12	34	4	9
Kadlec, Vladimir	5	4	11	36	3	5	60	5	5	0	1	11	2	8
Brauer, Uwe	7	10	22	45	0	2	0	5	0	0	3	20	3	6
Sauer, Uwe	8	3	4	75	7	7	100	6	7	0	3	13	2	9
Peters, Ulrich	8	8	16	50	6	11	55	23	18	0	8	22	3	10
Zander, Klaus	8	25	60	42	17	23	74	38	5	7	3	67	8	16
Pappert, Michael	8	22	59	37	14	18	78	18	12	1	4	58	7	17
Sowa, Armin	8	12	19	63	13	15	87	21	8	1	1	37	5	10
Schrempf, Detlef	8	51	113	45	49	66	74	64	25	4	9	151	19	36
Blab, Uwe	8	28	57	49	21	31	68	41	7	6	4	77	10	15
Mendel, Ingo	8	13	25	52	20	28	71	23	5	6	1	46	6	13
Welp, Christian	8	21	41	51	22	34	65	28	6	4	1	64	9	14
Total		207	452	46	186	260	72	371	119	29	50	600	75	
Opponents		240	534	45	155	227	68	314	129	23	86	635	79	
ITA														
Cagliaris, Carlo	8	6	13	46	4	7	57	4	18	0	4	16	2	4
Premier, Roberto	3	7	10	70	2	2	100	2	3	0	1	16	5	8
Bonamico, Marco	7	17	33	52	8	11	73	12	12	2	7	42	6	12
Gilardi, Enrico	8	18	39	46	6	10	60	7	11	1	8	42	5	14
Magnifico, Walter	8	19	38	50	26	34	76	33	10	2	5	64	8	13
Brunamonti, Roberto	8	15	26	58	7	8	88	15	21	0	9	37	5	14
Villalta, Renato	8	47	101	47	12	13	92	53	2	0	8	106	13	29
Meneghin, Dino	8	25	46	54	22	35	63	47	14	3	10	72	9	18
Riva, Antonello	8	75	131	57	37	49	76	30	14	0	7	187	23	40
Vecchiato, Renzo	8	11	19	58	22	41	54	28	3	2	4	44	6	12
Marzorati, Pierluigi	8	3	9	33	5	10	50	9	26	1	5	11	1	4
Sacchetti, Romeo	8	33	64	52	15	23	65	29	30	1	9	81	10	19
Total		276	529	52	166	243	68	350	164	12	77	718	90	
Opponents		213	474	45	188	258	73	311	122	31	49	614	77	
URU														
Lopez, Horacio	8	74	174	43	51	67	76	61	45	1	13	199	25	39
Larrosa, Luis	8	11	32	34	15	20	75	33	3	8	8	37	5	9
Pierrri Barros, Luis	8	28	52	54	24	39	62	44	5	2	9	80	10	17
Nunez Gonzalez, Hebert	8	43	81	53	42	58	72	53	10	2	15	128	16	24
Ruiz Bruno, Wilfredo	8	61	141	43	34	42	81	23	5	3	2	156	20	29
Perdomo Shaban, Horacio	8	3	10	30	4	19	21	24	22	1	17	10	1	2
Peinado Stagnero, Carlos	7	8	29	28	24	27	89	16	23	0	5	40	6	13
Pagani Acosta, Walter	0	0	0	0	0	0	0	0	0	0	0	0	0	0
Pereyra Mele, Julio	3	1	3	33	0	0	0	1	0	0	1	2	1	2
Tito Moreno, Alvaro	8	14	35	40	4	6	67	7	3	0	1	32	4	8
Mignone Crisera, Juan	5	0	5	0	4	5	80	4	1	1	2	4	1	2
Frattini Bononi, Victor	4	0	8	0	0	0	0	10	0	2	2	0	0	0
Total		243	570	43	202	283	71	352	117	20	75	688	86	
Opponents		300	555	54	176	243	72	378	190	40	69	776	97	
USA														
Alford, Steve	8	38	59	64	6	7	86	26	26	0	12	82	10	18
Wood, Leon	8	14	24	58	19	24	79	16	63	0	3	47	6	12
Ewing, Patrick	8	31	56	55	26	35	74	45	4	18	6	88	11	17
Fleming, Vern	7	23	45	51	8	17	47	19	19	1	9	54	8	15
Robertson, Alvin	8	26	40	65	10	14	71	22	20	0	17	62	8	18
Jordan, Michael	8	60	110	55	17	26	65	24	16	7	12	137	17	24
Kleine, Joseph	8	10	16	63	7	8	88	16	3	2	1	27	3	6
Koncak, Jon	8	11	25	44	4	8	50	19	1	2	3	26	3	9
Tisdale, Wayman	8	27	50	54	15	23	65	51	3	7	6	69	9	14
Mullin, Chris	8	38	67	57	17	22	77	20	24	3	14	93	12	20
Perkins, Samuel	8	29	50	58	7	8	88	43	10	5	7	65	8	14
Turner, Jeffrey	8	3	15	20	7	9	78	17	6	1	3	13	2	5
Total		310	557	56	143	201	71	363	195	46	93	763	95	
Opponents		185	475	39	136	194	70	290	97	15	31	506	63	
YUG														
Petrovic, Drazen	8	56	106	53	28	37	76	29	30	1	10	140	18	26
Petrovic, Aleksandar	8	18	34	53	18	20	90	25	26	0	9	54	7	15
Zorkic, Nebojsa	8	17	36	47	7	12	58	18	11	0	8	41	5	19
Zizic, Rajko	8	6	22	27	0	0	0	31	4	14	5	12	2	4
Sunara, Ivan	8	17	36	47	25	34	74	34	3	2	4	59	7	29
Mutapcic, Emir	8	14	28	50	9	11	82	15	8	2	5	37	5	21
Hadzic, Saabit	3	5	12	42	0	0	0	3	3	0	0	10	3	6
Knego, Andro	8	24	44	55	6	9	67	33	7	6	3	54	7	12
Radovanovic, Ratko	8	44	81	54	25	47	53	59	10	6	3	113	14	28
Nakic-Vojnovic, Mihovil	7	12	28	43	7	9	78	38	7	6	4	31	4	9
Dalipagic, Drazen	7	66	129	51	27	39	69	37	18	0	6	159	23	37
Vukicevic, Branko	4	3	8	38	0	0	0	12	0	5	0	6	2	2
Total		282	564	50	152	218	70	399	127	42	57	716	90	
Opponents		228	570	40	148	218	68	361	106	19	60	604	76	



Boxing/Boxe

Officials

Association Internationale de Boxe Amateur (AIBA)

President/president	Don F. Hull (USA)
Secretary-General/secretaire-general	Anwar Chowdhry (PAK)
Technical Delegates/delegues techniques	Karl-Heinz Wehr (GDR) Fernando Duarte (PER)

LAOOC Administration Staff/Personnel Administratif de LAOOC

Commissioner/commissaire	Danny Villanueva
Competition Director/ directeur de competition	Harvey Schiller
Venue Manager/manager de la venue	Mike Pieratt
Sports Manager/manager du sport	Kenny Shropshire

Participants/Participants

Men Hommes	Competitors Competiteurs	Countries Pays
Light Flyweight/poids mi-mouche (48 kg)	25	25
Flyweight/poids mouche (51 kg)	31	31
Bantamweight/poids coq (54 kg)	35	35
Featherweight/poids plume (57 kg)	31	31
Lightweight/poids leger (60 kg)	40	40
Light Welterweight/poids mi-welter (63.5 kg)	31	31
Welterweight/poids welter (67 kg)	34	34
Light Middleweight/poids sur-welter (71 kg)	34	34
Middleweight/poids moyen (75 kg)	27	27
Light Heavyweight/poids mi-lourd (81 kg)	24	24
Heavyweight/poids lourd (91 kg)	15	15
Super Heavyweight/poids super-lourd (91 + kg)	11	11

Legend/Legende

*	winner/vainqueur	RET	retirement/abandon
DQ	disqualification/disqualification	REV	reversed by jury/decision infirmée par le jury
KO	knock out/coup mettant knock-out	RSC	referee stops contest/l'arbitre arrête le combat
PTS	win on points/victoire aux points	RSCH	referee stops contest, head blow/ l'arbitre arrête le combat, coup à la tête
RD	round/reprise	WKR	walkover/walk-over

**The Los Angeles
Memorial Sports
Arena (15,700)**





Boxing

Boxe

Light Flyweight 48 Kg		Poids mi-mouche 48 kg	
1/16 Bout: 025 / July 30		1/16 combat: 026 / 30 Juil	
NAME	CTRY	RESULTS/RESULTATS	
Salazar, Carlos G	ARG		
* Ramos, Rafael	PUR	WKR	
R/A SZRAMKOWSKI	POL		
JU 1 ISHIMARU	JPN		
2 NARSI	IND		
3 OJO	NGR		
4 QUACCI	ITA		
5 SOMODIO	PHI		

Light Flyweight 48 Kg		Poids mi-mouche 48 kg	
1/16 Bout: 027 / July 30		1/16 combat: 027 / 30 Juil	
NAME	CTRY	RESULTS/RESULTATS	
Mjirih, Mahjoub	MAR		
* Gomez, Agapito	ESP	PTS 3:2	
R/A FILIPPELLI	USA		
JU 1 GEDOAN	INA	59 : 59	
2 HAN	KOR	57 : 59	
3 HOLLAUS	USA	56 : 60	
4 RODRIGUEZ	VEN	58 : 59	
5 WALKER	NZL	59 : 58	

Light Flyweight 48 Kg		Poids mi-mouche 48 kg	
1/16 Bout: 028 / July 30		1/16 combat: 028 / 30 Juil	
NAME	CTRY	RESULTS/RESULTATS	
Jamilo, Nelson	PHI		
* Bolivar, Jose Marcelino	VEN	PTS 5:0	
R/A HOLLAUS	USA		
JU 1 ADDALA	TUN	55 : 59	
2 BALL	GBR	57 : 58	
3 DOBREV	BUL	56 : 60	
4 LOWES	CAN	54 : 59	
5 HONG	TPE	57 : 59	

Light Flyweight 48 Kg		Poids mi-mouche 48 kg	
1/16 Bout: 029 / July 30		1/16 combat: 029 / 30 Juil	
NAME	CTRY	RESULTS/RESULTATS	
Genc, Mustafa	TUR		
* Motta-Taracena, Carlos	GUA	PTS 5:0	
R/A BASULTO MORALES	CUB		
JU 1 BROWN	JAM	58 : 59	
2 DAVIES	AUS	57 : 60	
3 HIOUAD	MAR	57 : 60	
4 ISHIMARU	JPN	58 : 60	
5 OJO	NGR	57 : 60	

Light Flyweight 48 Kg		Poids mi-mouche 48 kg	
1/16 Bout: 030 / July 30		1/16 combat: 030 / 30 Juil	
NAME	CTRY	RESULTS/RESULTATS	
* Mwanci, Daniel	KEN	RSC RD#3 1:41	
Sang-Ano, Sanpol	THA		
R/A LOWES	CAN		
JU 1 MALDONADO	PUR		
2 KIRIAC	ROM		
3 POUCHER	IRL		
4 HERNANDEZ	COL		
5 RODRIGUEZ	VEN		

Light Flyweight 48 Kg		Poids mi-mouche 48 kg	
1/16 Bout: 031 / July 30		1/16 combat: 031 / 30 Juil	
NAME	CTRY	RESULTS/RESULTATS	
* Ben Hain, Yehuda	ISR	PTS 4:1	
Dankwa, Michael Ebo	GHA		
R/A NOVICIC	YUG		
JU 1 QUACCI	ITA	59 : 57	
2 SUKAR	THA	58 : 59	
3 TAVIRA ROMERO	MEX	59 : 57	
4 FERNANDEZ	VEN	60 : 57	
5 HONG	TPE	59 : 58	

Light Flyweight 48 Kg		Poids mi-mouche 48 kg	
1/16 Bout: 032 / July 30		1/16 combat: 032 / 30 Juil	
NAME	CTRY	RESULTS/RESULTATS	
* Lyon, John	GBR	PTS 5:0	
Akomi, Alego	SUD		
R/A DELMONACO SHEE	CHI		
JU 1 BROWN	JAM	60 : 57	
2 FILIPPELLI	USA	60 : 55	
3 GEODAN	INA	60 : 57	
4 LOPES	BRA	60 : 55	
5 WALKER	NZL	60 : 57	

Light Flyweight 48 Kg		Poids mi-mouche 48 kg	
1/15 Bout: 033 / July 30		1/15 combat: 033 / 30 Juil	
NAY	CTRY	RESULTS/RESULTATS	
Zeghayer, Abbas	IRQ		
* Bagonza, William	UGA	RSC RD #2 3:00	
R/A KIRIAC	ROM		
JU 1 KRAMHELLER	FRG		
2 CORDERO RAMIREZ	DOM		
3 VEGA	ECU		
4 DELMONACO SHEE	CHI		
5 DAVIES	AUS		

Light Flyweight 48 Kg		Poids mi-mouche 48 kg	
1/16 Bout: 034 July 30		1/16 combat: 034 / 30 Juil	
NAME	CTRY	RESULTS/RESULTATS	
* Gonzales, Paul	USA	PTS 5:0	
Kim, Kwang-Sun	KOR		
R/A QUACCI	ITA		
JU 1 NOVICIC	YUG	60 : 56	
2 ADDALA	TUN	60 : 54	
3 KANAKULYA	UGA	60 : 56	
4 DAVIES	AUS	60 : 56	
5 VEGA	ECU	60 : 55	

Light Flyweight 48 Kg		Poids mi-mouche 48 kg	
1/8 Bout: 195 / Aug. 04		1/8 combat: 195 / 04 Aout	
NAME	CTRY	RESULTS/RESULTATS	
* Kuroiwa, Mamoru	JPN	PTS 4:1	
Tejedor Casseres, Francis	COL		
R/A WILLIAMSON	USA		
JU 1 TAVIRA ROMERO	MEX	58 : 57	
2 HIOUAD	MAR	59 : 58	
3 OJO	NGR	58 : 59	
4 KIRIAC	ROM	59 : 58	
5 BALL	GBR	59 : 57	

Light Flyweight 48 Kg		Poids mi-mouche 48 kg	
1/8 Bout: 196 / Aug. 04		1/8 combat: 196 / 04 Aout	
NAME	CTRY	RESULTS/RESULTATS	
* Mwila, Keith	ZAM	RSCH RD#2 1:04	
Chung, Pao-Ming	TPE		
R/A CONSTANTIN	ROM		
JU 1 KRAMHELLER	FRG		
2 HERNANDEZ LOPEZ	COL		
3 VEGA	ECU		
4 MALDONADO	PUR		
5 WILLIAMSON	USA		

Light Flyweight 48 Kg		Poids mi-mouche 48 kg	
1/8 Bout: 197 / Aug. 04		1/8 combat: 197 / 04 Aout	
NAME	CTRY	RESULTS/RESULTATS	
* Todisco, Salvatore	ITA	PTS 5:0	
Hawkins, Gerrard	IRL		
R/A HIOUAD	MAR		
JU 1 KANAKULYA	UGA	60 : 57	
2 BASULTO MORALES	CUB	60 : 57	
3 CORDERO RAMIREZ	DOM	59 : 58	
4 RODRIGUEZ	VEN	59 : 58	
5 HONG	TPE	59 : 58	

Light Flyweight 48 Kg		Poids mi-mouche 48 kg	
1/8 Bout: 198 / Aug. 04		1/8 combat: 198 / 04 Aout	
NAME	CTRY	RESULTS/RESULTATS	
Herrera, Jesus	DOM		
* Ramos, Rafael	PUR	PTS 4:1	
R/A DELMONACO SHEE	CHI		
JU 1 LOPES	BRA	57 : 60	
2 ADDALA	TUN	56 : 60	
3 OJO	NGR	58 : 59	
4 SUKAR	THA	58 : 60	
5 SOMODIO	PHI	59 : 58	

Light Flyweight 48 Kg		Poids mi-mouche 48 kg	
1/8 Bout: 199 / Aug. 04		1/8 combat: 199 / 04 Aout	
NAME	CTRY	RESULTS/RESULTATS	
Gomez, Agapito	ESP		
* Bolivar, Jose Marcelino	VEN	PTS 4:1	
R/A CORDERO RAMIREZ	DOM		
JU 1 LOWES	CAN	55 : 59	
2 HIOUAD	MAR	57 : 59	
3 KANAKULYA	UGA	56 : 60	
4 DAVIES	AUS	60 : 58	
5 ISHIMARU	JPN	56 : 60	

Light Flyweight 48 Kg		Poids mi-mouche 48 kg	
1/8 Bout: 200 / Aug. 04		1/8 combat: 200 / 04 Aout	
NAME	CTRY	RESULTS/RESULTATS	
* Motta-Taracena, Carlos	GUA	PTS 4:1	
Mwanci, Daniel	KEN		
R/A QUACCI	ITA		
JU 1 BALL	GBR	60 : 55	
2 WILLIAMSON	USA	59 : 58	
3 BASULTO MORALES	CUB	59 : 58	
4 NARSI	IND	58 : 59	
5 PASHA	PAK	60 : 58	

Light Flyweight 48 Kg		Poids mi-mouche 48 kg	
1/8 Bout: 201 / Aug. 04		1/8 combat: 201 / 04 Aout	
NAY	CTRY	RESULTS/RESULTATS	
Ben Hain, Yehuda	ISR		
* Lyon, John	GBR	PTS 5:0	
R/A PASHA	PAK		
JU 1 OJO	NGR	58 : 60	
2 RODRIGUEZ	VEN	56 : 60	
3 CORDERO RAMIREZ	DOM	55 : 60	
4 TAVIRA ROMERO	MEX	54 : 60	
5 HONG	TPE	56 : 60	

Light Flyweight 48 Kg		Poids mi-mouche 48 kg	
1/8 Bout: 202 / Aug. 04		1/8 combat: 202 / 04 Aout	
NAME	CTRY	RESULTS/RESULTATS	
Bagonza, William	UGA		
* Gonzales, Paul	USA	PTS 5:0	
R/A DOBREV	BUL		
JU 1 KRAMHELLER	FRG	55 : 60	
2 SOMODIO	PHI	56 : 60	
3 SUKAR	THA	54 : 60	
4 HERNANDEZ LOPEZ	COL	55 : 60	
5 DAVIES	AUS	56 : 60	

Light Flyweight 48 Kg		Poids mi-mouche 48 kg	
1/4 Bout: 274 / Aug. 07		1/4 combat: 274 / 07 Aout	
NAME	CTRY	RESULTS/RESULTATS	
Kuroiwa, Mamoru	JPN		
* Mwila, Keith	ZAM	PTS 5:0	
R/A BALL	GBR		
JU 1 DOBREV	BUL	56 : 60	
2 FILIPPELLI	USA	55 : 60	
3 TAVIRA ROMERO	MEX	56 : 60	
4 RODRIGUEZ	VEN	58 : 59	
5 VEGA	ECU	57 : 60	

Light Flyweight 48 Kg		Poids mi-mouche 48 kg	
1/4 Bout: 275 / Aug. 07		1/4 combat: 275 / 07 Aout	
NAME	CTRY	RESULTS/RESULTATS	
* Todisco, Salvatore	ITA	PTS 4:1	
Ramos, Rafael	PUR		
R/A HAN	KOR		
JU 1 HERNANDEZ LOPEZ	COL	58 : 59	
2 GEDOAN	INA	59 : 58	
3 KANAKULYA	UGA	60 : 57	
4 WALKER	NZL	59 : 58	
5 HONG	TPE	59 : 58	

Light Flyweight 48 Kg		Poids mi-mouche 48 kg	
1/4 Bout: 278 / Aug. 07		1/4 combat: 276 / 07 Aout	
NAME	CTRY	RESULTS/RESULTATS	
* Bolivar, Jose Marcelino	VEN	PTS 5:0	
Motta-Taracena, Carlos	GUA		
R/A SZRAMKOWSKI	POL		
JU 1 POUCHER	IRL	60 : 57	
2 NARSI	IND	58 : 57	
3 PASHA	PAK	59 : 58	
4 OJO	NGR	59 : 58	
5 DAVIES	AUS	60 : 57	

Light Flyweight 48 Kg		Poids mi-mouche 48 kg	
1/4 Bout: 277 / Aug. 07		1/4 combat: 277 / 07 Aout	
NAME	CTRY	RESULTS/RESULTATS	
Lyon, John	GBR		
* Gonzales, Paul	USA	PTS 4:1	
R/A WALKER	NZL		
JU 1 HERNANDEZ LOPEZ	COL	56 : 60	
2 DELMONACO SHEE	CHI	54 : 60	
3 OJO	NGR	60 : 58	
4 HAN	KOR	57 : 59	
5 GEDOAN	INA	55 : 60	

Light Flyweight 48 Kg		Poids mi-mouche 48 kg	
1/2 Bout: 322 / Aug. 09		1/2 combat: 322 / 09 Aout	
NAME	CTRY	RESULTS/RESULTATS	
Mwila, Keith	ZAM		
* Todisco, Salvatore	ITA	PTS 5:0	
R/A RODRIGUEZ	VEN		
JU 1 VEGA	ECU	58 : 59	
2 LOWES	CAN	58 : 59	
3 HOLLAUS	USA	57 : 60	
4 HAN	KOR	57 : 60	
5 PASHA	PAK	56 : 60	

Light Flyweight 48 Kg		Poids mi-mouche 48 kg	
1/2 Bout: 323 / Aug. 09		1/2 combat: 323 / 09 Aout	
NAME	CTRY	RESULTS/RESULTATS	
Bolivar, Jose Marcelino	VEN		
* Gonzales, Paul	USA	PTS 5:0	
R/A KIRIAC	ROM		
JU 1 BALL	GBR	55 : 60	
2 ISHIMARU	JPN	57 : 60	
3 SOMODIO	PHI	55 : 60	
4 ADDALA	TUN	56 : 60	
5 HIOUAD	MAR	56 : 60	

Light Flyweight 48 Kg		Poids mi-mouche 48 kg	
Final Bout: 334 / Aug. 11		Finale combat: 334 / 11 Aout	
NAME	CTRY	RESULTS/RESULTATS	
Todisco, Salvatore	ITA		
* Gonzales, Paul	USA	WKR	
R/A RODRIGUEZ	VEN		
JU 1 HONG	TPE		
2 ADDALA	TUN		
3 NARSI	IND		
4 PASHA	PAK		
5 OJO	NGR		



Light Flyweight
105.8 pounds

Poids mi-mouche
48 kg

1/16 (July/Juili 30)

1/8 (Aug/Aout 03)

1/4 (Aug/Aout 07)

1/2 (Aug/Aout 09)

Final/Finale (Aug/Aout 11)

Mamoru Kuroiwa (JPN)

Bye

Francis Tejedor-Casseres (COL)

Bye

Keith Mwila (ZAM)

Bye

Pao-Ming Chung (TPE)

Bye

Salvatore Todisco (ITA)

Bye

Gerrard Hawkins (IRL)

Bye

Jesus Herrera (DOM)

Bye

Carlos G. Salazar (ARG)

Rafael Ramos (PUR)

Mahjoub Mjirih (MAR)

Agapito Gomez (ESP)

Nelson Jamilo (PHI)

Jose Bolivar (VEN)

Mustafa Genc (TUR)

Carlos Motta-Taracena (GUA)

Daniel Mwanci (KEN)

Sanpol Sang-Ano (THA)

Yehuda Ben Hain (ISR)

Michael Ebo Dankwa (GHA)

John Lyon (GBR)

Alego Akomi (SUD)

Abbas Zeghayer (IRQ)

William Bagonza (UGA)

Paul Gonzales (USA)

Kwang-Sun Kim (KOR)

Kuroiwa

Tejedor-Casseres

Mwila

Chung

Todisco

Hawkins

Herrera

Ramos

WKR

Gomez

PTS 3:2

Bolivar

PTS 5:0

Motta-Taracena

PTS 5:0

Mwanci

RSC 1:41 (3rd)

Ben Hain

PTS 4:1

Lyon

PTS 5:0

Bagonza

RSC 3:00 (2nd)

Gonzales

PTS 5:0

Kuroiwa

PTS 4:1

Mwila

RSCH 1:04 (2nd)

Todisco

PTS 5:0

Ramos

PTS 4:1

Bolivar

PTS 4:1

Motta-Taracena

PTS 4:1

Lyon

PTS 5:0

Gonzales

PTS 5:0

Mwila

PTS 5:0

Todisco

PTS 4:1

Bolivar

PTS 5:0

Gonzales

PTS 4:1

Todisco

PTS 5:0

Gonzales

WKR

Gonzales

PTS 5:0

Boxing

Boxe

Flyweight 51 Kg		Poids mouche 51 kg	
1/16 Bout: 057 / July 31		1/16 combat: 057 / 31 Juil	
NAME	CTRY	RESULTS/RESULTATS	
* Ayesu, Peter	MAW	PTS 5:0	
Tuladhar, Prabin	NEP		
R/A WILLIAMSON	USA		
JU 1 BROWN	JAN	60 : 54	
2 NOVICIC	YUG	60 : 56	
3 DOBREV	BUL	60 : 55	
4 DAVIES	AUS	60 : 55	
5 RODRIGUEZ	VEN	60 : 55	

Flyweight 51 Kg		Poids mouche 51 kg	
1/16 Bout: 058 / July 31		1/16 combat: 058 / 31 Juil	
NAME	CTRY	RESULTS/RESULTATS	
* Pinto, Oppe	PAR	PTS 5:0	
Seymour, Andrew	BAH		
R/A POUCHER	IRL		
JU 1 MOUPOUNZA	GAB	59 : 57	
2 KANAKULYA	UGA	59 : 58	
3 BALL	GBR	58 : 56	
4 NARSI	IND	59 : 58	
5 ISHIMARU	JPN	59 : 57	

Flyweight 51 Kg		Poids mouche 51 kg	
1/16 Bout: 059 / July 31		1/16 combat: 059 / 31 Juil	
NAME	CTRY	RESULTS/RESULTATS	
* McCrory, Steven	USA	WKR	
Joseph, Tad	GRN		
R/A KRAMHELLER	FRG		
JU 1 NOVICIC	YUG		
2 OJO	NGR		
3 ADDALA	TUN		
4 SOMODIO	PHI		
5 DAVIES	AUS		

Flyweight 51 Kg		Poids mouche 51 kg	
1/16 Bout: 060 / July 31		1/16 combat: 060 / 31 Juil	
NAME	CTRY	RESULTS/RESULTATS	
Kakooza, John	UGA		
* Garcia, Fausto	MEX	PTS 5:0	
R/A GEDOAN	INA		
JU 1 HAN	KOR	56 : 60	
2 NOVICIC	YUG	56 : 60	
3 QUACCI	ITA	54 : 60	
4 VEGA	ECU	57 : 60	
5 HONG	TPE	57 : 60	

Flyweight 51 Kg		Poids mouche 51 kg	
1/16 Bout: 061 / July 31		1/16 combat: 061 / 31 Juil	
NAME	CTRY	RESULTS/RESULTATS	
Gobran, Fayek	EGY		
* Heo, Yong-Mo	KOR	RSC RD#1 1:47	
R/A LOWES	CAN		
JU 1 WILLIAMSON	USA		
2 DOBREV	BUL		
3 KIRIAC	ROM		
4 DELMONACO SHEE	CHI		
5 VEGA	ECU		

Flyweight 51 Kg		Poids mouche 51 kg	
1/16 Bout: 062 / July 31		1/16 combat: 062 / 31 Juil	
NAME	CTRY	RESULTS/RESULTATS	
* Tabanas, Efren	PHI	KO RD#2 0:28	
Chen, King-Ming	TPE		
R/A ADDALA	TUN		
JU 1 BROWN	JAM		
2 TAVIRA ROMERO	MEX		
3 OJO	NGR		
4 SZRAMKOWSKI	POL		
5 BALL	GBR		

Flyweight 51 Kg		Poids mouche 51 kg	
1/16 Bout: 063 / July 31		1/16 combat: 063 / 31 Juil	
NAME	CTRY	RESULTS/RESULTATS	
* Segawa, Seiki	JPN	KO RO#2 2:52	
Ward, Junior	GUY		
R/A BASUTO MORALES	CUB		
JU 1 CORDERO RAMIREZ	DOM		
2 DOBREV	BUL		
3 KRAMHELLER	FRG		
4 HIOUAD	MAR		
5 TAVIRA ROMERO	MEX		

Flyweight 51 Kg		Poids mouche 51 kg	
1/16 Bout: 064 / July 31		1/16 combat: 064 / 31 Juil	
NAME	CTRY	RESULTS/RESULTATS	
Dunlop, Bill	CAN		
* Can, Eyup	TUR	PTS 5:0	
R/A QUACCI	ITA		
JU 1 SZRAMKOWSKI	POL	55 : 60	
2 WALKER	NZL	54 : 60	
3 TAVIRA ROMERO	MEX	55 : 60	
4 LOPES	BRA	55 : 59	
5 VEGA	ECU	56 : 60	

Flyweight 51 Kg		Poids mouche 51 kg	
1/16 Bout: 073 / July 31		1/16 combat: 073 / 31 Juil	
NAME	CTRY	RESULTS/RESULTATS	
* Mwaba, David	TAN	PTS 5:0	
Amna, Chibou	NIG		
R/A KONNOR	USA		
JU 1 HERNANDEZ	COL	60 : 54	
2 FERNANDEZ	PAN	60 : 56	
3 KIRIAC	ROM	60 : 54	
4 SZRAMKOWSKI	POL	60 : 56	
5 SUKAR	THA	60 : 53	

Flyweight 51 Kg		Poids mouche 51 kg	
1/16 Bout: 074 / July 31		1/16 combat: 074 / 31 Juil	
NAME	CTRY	RESULTS/RESULTATS	
Centillas, Rene	BOL		
* Fenech, Jeffrey	AUS	RSC RD *3 2:33	
R/A NOVICIC	YUG		
JU 1 BROWN	JAN		
2 DOBREV	BUL		
3 ADDALA	TUN		
4 KANAKULYA	UGA		
5 ISHIMARU	JPN		

Flyweight 61 Kg		Poids mouche 51 kg	
1/16 Bout: 075 / July 31		1/16 combat: 075 / 31 Juil	
NAME	CTRY	RESULTS/RESULTATS	
Makhanya, Leonard	SWZ		
* Clinton, Patrick	GBR	PTS 5:0	
R/A RODRIGUEZ	VEN		
JU 1 HONG	TPE	56 : 60	
2 TAVIRA ROMERO	MEX	54 : 60	
3 QUACCI	ITA	57 : 60	
4 NARSI	IND	57 : 60	
5 HAN	KOR	55 : 60	

Flyweight 51 Kg		Poids mouche 51 kg	
1/16 Bout: 076 / July 31		1/16 combat: 076 / 31 Juil	
NAME	CTRY	RESULTS/RESULTATS	
Sang-Ho, Teraporn	THA		
* Redzepovski, Redzep	YUG	PTS 3:2	
R/A VEGA	ECU		
JU 1 CORDERO	DOM	58 : 59	
2 WALKER	NZL	57 : 59	
3 OJO	NGR	58 : 59	
4 MOUPOUNZA	GAB	59 : 58	
5 LOWES	CAN	59 : 56	

Flyweight 51 Kg		Poids mouche 51 kg	
1/16 Bout: 077 / July 31		1/16 combat: 077 / 31 Juil	
NAME	CTRY	RESULTS/RESULTATS	
Mwamba, Patrick	ZAM		
* Bilali, Ibrahim	KEN	PTS 3:2	
R/A WALKER	NZL		
JU 1 CORDERO	DOM	58 : 59	
2 MALDONADO	PUR	60 : 57	
3 LOPES	BRA	56 : 60	
4 KRAMHELLER	FRG	56 : 60	
5 PASHA	PAK	59 : 58	

Flyweight 51 Kg		Poids mouche 51 kg	
1/16 Bout: 078 / July 31		1/16 combat: 078 / 31 Juil	
NAME	CTRY	RESULTS/RESULTATS	
Gomez, Julio Ramon	ESP		
* Mercado, Alvaro	COL	PTS 4:1	
R/A CORDERO	DOM		
JU 1 KONNOR	USA	58 : 59	
2 KANAKULYA	UGA	58 : 59	
3 HIOUAD	MAR	57 : 60	
4 TAVIRA ROMERO	MEX	58 : 59	
5 DAVIES	AUS	59 : 57	

Flyweight 51 Kg		Poids mouche 51 kg	
1/16 Bout: 079 / July 31		1/16 combat: 079 / 31 Juil	
NAME	CTRY	RESULTS/RESULTATS	
Carballo, Ruben Oscar	ARG		
* Ramirez, Laureano	DOM	RSC RD#2 2:41	
R/A KIRIAC	ROM		
JU 1 ADDALA	TUN		
2 KRAMHELLER	FRG		
3 OJO	NGR		
4 HAN	KOR		
5 GEDOAN	INA		

Flyweight 51 Kg		Poids mouche 51 kg	
1/16 Bout: 080 / July 31		1/16 combat: 080 / 31 Juil	
NAME	CTRY	RESULTS/RESULTATS	
Diabateza, Lutuma	ZAI		
* Rodriguez, Jose	PUR	PTS 5:0	
R/A SZRAMKOWSKI	POL		
JU 1 POUCHER	IRL	55 : 60	
2 PASHA	PAK	55 : 60	
3 SOMODIO	PHI	52 : 60	
4 DELMONACO SHEE	CHI	55 : 60	
5 LOPES	BRA	53 : 60	

Flyweight 51 Kg		Poids mouche 51 kg	
1/8 Bout: 183 / Aug. 04		1/8 combat: 183 / 04 Aout	
NAME	CTRY	RESULTS/RESULTATS	
* Ayesu, Peter	MAW	PTS 5:0	
Pinto, Oppe	PAR		
R/A KONNOR	USA		
JU 1 TAVIRA ROMERO	MEX	59 : 57	
2 VEGA	ECU	59 : 58	
3 HERNANDEZ LOPEZ	COL	60 : 56	
4 HONG	TPE	59 : 58	
5 KRAMHELLER	FRG	60 : 56	

Flyweight 51 Kg		Poids mouche 51 kg	
1/8 Bout: 184 / Aug. 04		1/8 combat: 184 / 04 Aout	
NAME	CTRY	RESULTS/RESULTATS	
* McCrory, Steven	USA	RSCH RD#1 1:48	
Garcia, Fausto	MEX		
R/A QUACCI	ITA		
JU 1 NARSI	IND		
2 OJO	NGR		
3 ADDALA	TUN		
4 DAVIES	AUS		
5 VEGA	ECU		

Flyweight 51 Kg		Poids mouche 51 kg	
1/8 Bout: 185 / Aug. 04		1/8 combat: 185 / 04 Aout	
NAME	CTRY	RESULTS/RESULTATS	
* Hea, Yong-Mo	KOR	PTS 4:1	
Tabanas, Efren	PHI		
R/A TAVIRA ROMERO	MEX		
JU 1 KONNOR	USA	59 : 57	
2 OJO	NGR	59 : 58	
3 LOPES	BRA	58 : 59	
4 KIRIAC	ROM	60 : 56	
5 KRAMHELLER	FRG	60 : 57	

Flyweight 51 Kg		Poids mouche 51 kg	
1/8 Bout: 186 / Aug. 04		1/8 combat: 186 / 04 Aout	
NAME	CTRY	RESULTS/RESULTATS	
Segawa, Seiki	JPN		
* Can, Eyup	TUR	PTS 4:1	
R/A VEGA	ECU		
JU 1 LOPES	BRA	59 : 58	
2 CORDERO RAMIREZ	DOM	58 : 59	
3 BASULTO MORALES	CUB	58 : 59	
4 HONG	TPE	58 : 60	
5 HIOUAD	NAR	57 : 60	

Flyweight 51 Kg		Poids mouche 51 kg	
1/8 Bout: 187 / Aug. 04		1/8 combat: 187 / 04 Aout	
NAME	CTRY	RESULTS/RESULTATS	
Mwaba, David	TAN		
* Fenech, Jeffrey	AUS	PTS 5:0	
R/A KRAMHELLER	FRG		
JU 1 NOVICIC	YUG	58 : 60	
2 MALDONADO	PUR	56 : 60	
3 LOWES	CAN	56 : 60	
4 PASHA	PAK	56 : 60	
5 SUKAR	THA	58 : 60	



Flyweight 51 Kg		Poids mouche 51 kg	
1/8 Bout: 188 / Aug. 04		1/8 combat: 188 / 04 Aout	
NAME	CTRY	RESULTS/RESULTATS	
Clinton, Patrick	GBR		
* Redzepovski, Redzep	YUG	KO RD#2 1:48	
R/A SOMODIO	PHI		
JU 1 NARSI	IND		
2 KONNOR	USA		
3 MALDONADO	PUR		
4 ISHIMARU	JPN		
5 KANAKULYA	UGA		

Flyweight 51 Kg		Poids mouche 51 kg	
1/8 Bout: 189 / Aug. 04		1/8 combat: 189 / 04 Aout	
NAME	CTRY	RESULTS/RESULTATS	
* Bilali, Ibrahim	KEN	PTS 4:1	
Mercado, Alvaro	COL		
R/A BALL	GBR		
JU 1 QUACCI	ITA	60 : 58	
2 GEDOAN	INA	57 : 59	
3 DOBREV	BUL	60 : 57	
4 KIRIAC	ROM	59 : 57	
5 HONG	TPE	59 : 58	

Flyweight 51 Kg		Poids mouche 51 kg	
1/8 Bout: 190 / Aug. 04		1/8 combat: 190 / 04 Aout	
NAME	CTRY	RESULTS/RESULTATS	
* Ramirez, Laureano	DOM	PTS 5:0	
Rodriguez, Jose	PUR		
R/A NOVICIC	YUG		
JU 1 PASHA	PAK	60 : 56	
2 BASULTO MORALES	CUB	59 : 58	
3 BALL	GBR	60 : 57	
4 HONG	TPE	59 : 58	
5 DAVIES	AUS	60 : 57	

Flyweight 51 Kg		Poids mouche 51 kg	
1/4 Bout: 262 / Aug. 07		1/4 combat: 262 / 07 Aout	
NAME	CTRY	RESULTS/RESULTATS	
Ayesu, Peter	MAW		
* McCrory, Steven	USA	PTS 5:0	
R/A NOVICIC	YUG		
JU 1 BALL	GBR	55 : 60	
2 NARSI	IND	55 : 60	
3 GEDOAN	INA	56 : 60	
4 HERNANDEZ	COL	55 : 60	
5 WALKER	NZL	54 : 60	

Flyweight 51 Kg		Poids mouche 51 kg	
1/4 Bout: 263 / Aug. 07		1/4 combat: 263 / 07 Aout	
NAME	CTRY	RESULTS/RESULTATS	
Heo, Yong-Mo	KOR		
* Can, Eyup	TUR	PTS 4:1	
R/A TAVIRA	MEX		
JU 1 BASULTO	CUB	57 : 60	
2 OJO	NGR	58 : 59	
3 KANAKULYA	UGA	57 : 60	
4 HONG	TPE	58 : 59	
5 DELMONACO SHEE	CHI	59 : 58	

Flyweight 51 Kg		Poids mouche 51 kg	
1/4 Bout: 264 / Aug. 07		1/4 combat: 264 / 07 Aout	
NAME	CTRY	RESULTS/RESULTATS	
Fenech, Jeffrey	AUS		
* Redzepovski, Redzep	YUG	REV 4:1	
R/A OJO	NGR		
JU 1 EL MAGHRABI	EGY	58 : 60	
2 TAPSUWAN	THA	58 : 59	
3 NYANGWESO	UGA	59 : 58	
4 KONSTANTYNER	BRA	58 : 59	
5 SHEARS	CAN	58 : 59	

Flyweight 51 Kg		Poids mouche 51 kg	
1/4 Bout: 265 / Aug. 07		1/4 combat: 265 / 07 Aout	
NAME	CTRY	RESULTS/RESULTATS	
* Bilali, Ibrahim	KEN	PTS 5:0	
Ramirez, Laureano	DOM		
R/A DOBREV	BUL		
JU 1 BALL	GBR	59 : 58	
2 HONG	TPE	59 : 57	
3 NARSI	IND	59 : 57	
4 DAVIES	AUS	59 : 58	
5 HAN	KOR	59 : 58	

Flyweight 51 Kg		Poids mouche 51 kg	
1/2 Bout: 310 / Aug. 09		1/2 combat: 310 / 09 Aout	
NAME	CTRY	RESULTS/RESULTATS	
* McCrory, Steven	USA	PTS 5:0	
Can, Eyup	TUR		
R/A OJO	NGR		
JU 1 ADDALA	TUN	60 : 56	
2 PASHA	PAK	60 : 55	
3 ISHIMARU	JPN	60 : 57	
4 HONG	TPE	60 : 57	
5 RODRIGUEZ	VEN	60 : 56	

Flyweight 61 Kg		Poids mouche 51 kg	
1/2 Bout: 311 / Aug. 09		1/2 combat: 311 / 09 Aout	
NAME	CTRY	RESULTS/RESULTATS	
* Redzepovski, Redzep	YUG	PTS 5:0	
Bilali, Ibrahim	KEN		
R/A FILIPELLI	USA		
JU 1 LOWES	CAN	60 : 55	
2 HERNANDEZ	COL	59 : 57	
3 VEGA	ECU	60 : 56	
4 HAN	KOR	60 : 56	
5 SOMODIO	PHI	59 : 57	

Flyweight 51 Kg		Poids mouche 51 kg	
Final Bout: 340 / Aug. 11		Final combat: 340 / 11 Aout	
NAME	CTRY	RESULTS/RESULTATS	
* McCrory, Steven	USA	PTS 4:1	
Redzepovski, Redzep	YUG		
R/A HIQUAD	MAR		
JU 1 SOMODIO	PHI	60 : 58	
2 HAN	KOR	59 : 58	
3 OJO	NGR	58 : 59	
4 VEGA	ECU	59 : 58	
5 HONG	TPE	59 : 59	

Bantam weight 54 Kg		Poids coq 54 kg	
1/32 Bout: 035 / July 30		1/32 combat: 035 / 30 Juil	
NAME	CTRY	RESULTS/RESULTATS	
Gaitor, Yao	TOG		
* Eskelinen, Jarmo	FIN	PTS 5:0	
R/A HERNANDEZ LOPEZ	COL		
JU 1 FILIPELLI	USA	54 : 60	
2 CORDERO RAMIREZ	DOM	55 : 60	
3 SUKAR	THA	54 : 60	
4 SOMODIO	PHI	54 : 60	
5 WALKER	NZL	56 : 60	

Bantamweight 54 Kg		Poids coq 54 kg	
1/32 Bout: 036 / July 30		1/32 combat: 036 / 30 Juil	
NAME	CTRY	RESULTS/RESULTATS	
Simic, Ljubisa	YUG		
* Nolasco, Pedro J.	DOM	PTS 4:1	
R/A KANAKULYA	UGA		
JU 1 MOUPOUNZA	GAB	60 : 56	
2 FERNANDEZ	YEN	58 : 59	
3 HONG	TPE	58 : 60	
4 ADOALA	TUN	58 : 60	
5 FERNANDEZ	PAN	58 : 59	

Bantamweight 54 Kg		Poids coq 54 kg	
1/32 Bout: 037 / July 30		1/32 combat: 037 / 30 Juil	
NAME	CTRY	RESULTS/RESULTATS	
* Siryakibbe, John	UGA	PTS 3:2	
Vilchez Suarez, Manuel	VEN		
R/A DAVIES	AUS		
JU 1 FILIPELLI	USA	59 : 57	
2 KIRIAC	ROM	58 : 59	
3 SZRAMKOWSKI	POL	60 : 57	
4 TAVIRA ROMERO	MEX	57 : 58	
5 NARSI	IND	59 : 58	

Bantamweight 54 Kg		Poids coq 54 kg	
1/16 Bout: 125 / Aug. 02		1/16 combat: 125 / 02 Aout	
NAME	CTRY	RESULTS/RESULTATS	
* Decima, Pedro Ruben	ARG	PTS 5:0	
Mukuta, Tshoza	ZAI		
R/A WILLIAMSON	USA		
JU 1 LOWES	CAN	60 : 56	
2 KIRIAC	ROM	60 : 56	
3 QUACCI	ITA	60 : 57	
4 GEDOAN	INA	60 : 56	
5 HAN	KOR	60 : 55	

Bantam weight 54 Kg		Poids coq 54 kg	
1/16 Bout: 126 / Aug. 02		1/16 combat: 126 / 02 Aout	
NAME	CTRY	RESULTS/RESULTATS	
* Oner, Cemal	TUR	PTS 4:1	
Bahtohe, Bararg	CIV		
R/A SOMODIO	PHI		
JU 1 SUKAR	THA	58 : 59	
2 MALDONADO	PUR	59 : 56	
3 TAVIRA ROMERO	MEX	60 : 56	
4 WALKER	NZL	60 : 55	
5 DELMONACO SHEE	CHI	59 : 57	

Bantamweight 54 Kg		Poids coq 54 kg	
1/16 Bout: 127 / Aug. 02		1/16 combat: 127 / 02 Aout	
NAME	CTRY	RESULTS/RESULTATS	
* Takami, Hiroaki	JPN	2:3 REV 4:1	
Elkomy, Gamaleldin	EGY		
R/A KRAMHELLER	FRG		
JU 1 SZRAMKOWSKI	POL	59 : 58	
2 WILLIAMSON	USA	55 : 60	
3 MALDONADO	PUR	57 : 58	
4 RODRIGUEZ	VEN	58 : 59	
5 HONG	TPE	59 : 58	
JURY 1 CARDONA	PUR	59 : 58	
2 MORILLAS	ARG	58 : 58	
3 SERMER	HUN	58 : 56	
4 SCHWARTZ	USA	58 : 59	
5 JETCHEV	BUL	59 : 57	

Bantamweight 54 Kg		Poids coq 54 kg	
1/16 Bout: 128 / Aug. 02		1/16 combat: 128 / 02 Aout	
NAME	CTRY	RESULTS/RESULTATS	
* Walters, Dale	CAN	PTS 5:0	
Kouchene, Mustapha	ALG		
R/A HAN	KOR		
JU 1 ISHIMARU	JPN	60 : 57	
2 POUCHER	IRL	60 : 54	
3 DAVIES	AUS	60 : 55	
4 KRAMHELLER	FRG	60 : 54	
5 LOPES	BRA	60 : 53	

Boxing

Boxe

Flyweight
112.5 pounds

Poids mouche
51 kg





Bantamweight 54 Kg		Poids coq 54kg	
1/16 Bout: 129/Aug.02		1/16 combat: 129/02 Aout	
NAME	CTRY	RESULTS / RESULTATS	
Pongsri, Wanchai	THA		
* Orewa, Joe	NGR	KO RD #2 0:22	
R/A LOWES	CAN		
JU 1 WILLIAMSON	USA		
2 KIRIAC	ROM		
3 POUCHER	IRL		
4 HERNANDEZ LOPEZ	GOL		
5 WALKER	NZL		

Bantamweight 54 Kg		Poids coq 54 kg	
1/16 Bout: 130/Aug.02		1/16 combat: 130/02Aout	
NAME	CTRY	RESULTS / RESULTATS	
* Lopez, Hector	MEX	KO RD#3 1:23	
Assadoma, Johnny	INA		
R/A ADDALA	TUN		
JU 1 OJO	NGR		
2 QUACCI	ITA		
3 SZRAMKOWSKI	POL		
4 RODRIGEZ	VEN		
5 DELMONACO SHEE	CHI		

Bantamweight 54 Kg		Poids coq 54 kg	
1/16 Bout: 131/Aug.02		1/16 combat: 131/02Aout	
NAME	CTRY	RESULTS / RESULTATS	
Neequaye, Amon	GHA		
* Dube, Ndaba	ZIM	PTS 5:0	
R/A CORDERO RAMIREZ	DOM		
JU 1 BROWN	JAW	53:60	
2 LOPES	BRA	54:60	
3 ISHIMARU	JPN	55:60	
4 PASHA	PAK	57:59	
5 KRAMHELLER	FRG	56:60	

Bantamweight 54 Kg		Poids coq 54 kg	
1/16 Bout: 132/Aug.02		1/16 combat: 132/02Aout	
NAME	CTRY	RESULTS / RESULTATS	
Gertel, Stefan	FRG		
* Gomis, Louis	FRA	RET RD#2 0:02	
R/A HIQUAD	WAR		
JU 1 NARSI	IND		
2 KANAKULYA	UGA		
3 MALDONADO	PUR		
4 TAVIRA ROMERO	MEX		
5 HONG	TPE		

Bantamweight 54 Kg		Poids coq 54 kg	
1/16 Bout: 141/Aug.02		1/16 combat: 141/02 Aout	
NAME	CTRY	RESULTS / RESULTATS	
Dyer, Hugh	BIZ		
* PitaluaTamara,Robinson	COL	RSCH RD # 2 2:12	
R/A ADDALA	TUN		
JU 1 MOUPOUNDA	GAB		
2 ISHIMARU	JPN		
3 PASHA	PAK		
4 KRAMHELLER	FRG		
5 SZRAMKOWSKI	POL		

Bantamweight 54 Kg		Poids coq 54 kg	
1/16 Bout: 142/Aug.02		1/16 combat: 142/02 Aout	
NAME	CTRY	RESULTS / RESULTATS	
* Khan, Barbar Ali	PAK	PTS 5:0	
Abissi, Firmin	BEN		
R/A KONOR	USA		
JU 1 TAVIRA	MEX		
2 RODRIGUEZ	VEN		
3 DELMONACO SHEE	CHI		
4 DAVIES	AUS		
5 KIRIAC	ROM		

Bantamweight 54 Kg		Poids coq 54 kg	
1/16 Bout: 143/Aug.02		1/16 combat 143/02 Aout	
NAME	CTRY	RESULTS / RESULTATS	
* Zulu, Star	ZAM	PTS 5:0	
Cruz, Gustavo	NCA		
R/A KIRIAC	ROM		
JU 1 POUCHER	IRL	60 : 58	
2 RODRIGEZ	VEN	60 : 57	
3 HERNANDEZ	COL	60 : 56	
4 KONNOR	USA	60 : 56	
5 HONG	TPE	60 : 56	

Bantamweight 54 Kg		Poids coq 54 kg	
1/16 Bout: 144/Aug.02		1/16 combat 144/02Aout	
NAME	CTRY	RESULTS / RESULTATS	
* Stecca, Maurizio	ITA	PTS 5:0	
Sutcliffe, Phillip	IRL		
R/A HIOUAD	MAR		
JU 1 KANAKULYA	UGA	60:56	
2 HAN	KOR	60:56	
3 TAVIRA ROMERO	MEX	60 : 53	
4 VEGA	ECU	60 : 55	
5 DAVIES	AUS	60 : 55	

Bantamweight 54 Kg		Poids coq 54 kg	
1/16 Bout: 145/Aug.02		1/16 combat: 145/02Aout	
NAME	CTRY	RESULTS / RESULTATS	
Hyland, John	GBR	RETIRE RD#3 2:15	
* Moon, Sung-Kil	KOR		
R/A RODRIGUEZ	VEN		
JU 1 ADDALA	TUN		
2 OJO	NGR		
3 LOPES	BRA		
4 BROWN	JAW		
5 CORDERO	DOM		

Bantamweight 54 Kg		Poids coq 54 kg	
1/16 Bout: 146/Aug.02		1/16 combat: 146/02Aout	
NAME	CTRY	RESULTS / RESULTATS	
* Shannon, Robert	USA	PTS 5:0	
Mwangi, Sammy	KEN		
R/A SZRAMKOWSKI	POL		
JU 1 QUACCI	ITA	60 : 56	
2 HERNANDEZ	COL	60:58	
3 WALKER	NZL	60 : 57	
4 SOMODIO	PHI	60 : 58	
5 SUKAR	THA	60 : 57	

Bantamweight 54 Kg		Poids coq 54 kg	
1/16 Bout: 147/Aug.02		1/16 combat: 147/02 Aout	
NAME	CTRY	RESULTS / RESULTATS	
* Molina, Juan	PUR	PTS 5:0	
Eskelinen, Jarmo	FIN		
R/A WALKER	NZL		
JU 1 HAN	KOR	60 : 56	
2 ISHIMARU	JPN	60 : 58	
3 RODRIGUEZ	VEN	60 : 56	
4 VEGA	ECU	60 : 56	
5 HIOUAD	WAR	60 : 57	

Bantamweight 54 Kg		Poids coq 54 kg	
1/16 Bout: 148/Aug.02		1/16 combat: 148/02 Aout	
NAME	CTRY	RESULTS / RESULTATS	
* Nolasco, Pedro J.	DOM	PTS 5:0	
Siryakibbe, John	UGA		
R/A NARSI	IND		
JU 1 HONG	TPE	60 : 57	
2 DAVIES	AUS	60 : 57	
3 KRAMHELLER	FRG	59 : 58	
4 LOPES	BRA	60 : 56	
5 KIRIAC	ROM	59 : 57	

Bantamweight 54 Kg		Poids coq 54 kg	
1/8 Bout: 207/Aug.06		1/8 combat: 207/05 Aout	
NAME	CTRY	RESULTS / RESULTATS	
* Decima, Pedro Ruben	ARG	PTS 4:1	
Oner, Cemal	TUR		
R/A SUKAR	THA		
JU 1 SOMODIO	PHI	59 : 58	
2 KANAKULYA	UGA	58 : 60	
3 ADDALA	TUN	59 : 58	
4 HOLAUS	USA	60 : 57	
5 CORDERO RAMIREZ	DOM	59 : 57	

Bantamweight 54 Kg		Poids coq 54 kg	
1/8 Bout: 208/Aug. 05		1/8 combat 208/05 Aout	
NAME	CTRY	RESULTS / RESULTATS	
Takami, Hiroaki	JPN		
* Walters, Dale	CAN	PTS 5:0	
R/A SZRAMKOWSKI	POL		
JU 1 KRAMHELLER	FRG	58 : 60	
2 OJO	NGR	57 : 59	
3 HIOUAD	WAR	58 : 59	
4 VEGA	ECU	57 : 60	
5 WALKER	NZL	55 : 60	

Bantamweight 54 Kg		Poids coq 54 kg	
1/8 Bout: 209/Aug.05		1/8combat:209/05Aout	
NAME	CTRY	RESULTS / RESULTATS	
Orewa, Joe	NGR		
* Lopez, Hector	MEX	PTS 4:1	
R/A NOVICIC	YUG		
JU 1 DELMONACO SHEE	CHI	58 : 59	
2 LOPES	BRA	57 : 60	
3 HONG	TPE	58 : 59	
4 PASHA	PAK	59 : 58	
5 SOMODIO	PHI	59 : 59	

Bantamweight 54 Kg		Poids coq 54 kg	
1/8 Bout: 210/Aug.05		1/8 combat: 210/05Aout	
NAME	CTRY	RESULTS / RESULTATS	
* Dube, Ndaba	ZIM	PTS 5:0	
Gomis, Louis	FRA		
R/A HOLAUS	USA		
JU 1 GEDOAN	INA	59 : 57	
2 NALDONADO	PUR	59 : 57	
3 HAN	KOR	58 : 57	
4 HERNANDEZ	COL	58 : 57	
5 WALKER	NZL	59 : 57	

Bantamweight 54 Kg		Poids coq 54 kg	
1/8 Bout: 211/Aug.05		1/8 combat: 211/05 Aout	
NAME	CTRY	RESULTS / RESULTATS	
* Pitalua Tamara, Robinson	COL	PTS 5:0	
Khan, Barbar Ali	PAK		
R/A BASUL TO MORALES	CUB		
JU 1 HOLAUS	USA	60 : 56	
2 BALL	GBR	60 : 55	
3 KIRIAC	ROM	60 : 56	
4 OJO	NGR	59 : 58	
5 ADDALA	TUN	60 : 57	

Bantamweight 54 Kg		Poids coq 54 kg	
1/8 Bout: 212/Aug.05		1/8 combat: 212/05 Aout	
NAME	CTRY	RESULTS / RESULTATS	
Zulu, Star	ZAM		
* Stecca, Maurizio	ITA	PTS 5:0	
R/A HONG	TPE		
JU 1 HAN	KOR	57 : 60	
2 GEDOAN	INA	58 : 59	
3 BASULTO	CUB	58 : 60	
4 TAVIRA ROMERO	MEX	56 : 60	
5 DELMONACOSHEE	CHI	58 : 60	

Bantamweight 54 Kg		Poids coq 54 kg	
1/8 Bout: 213/Aug.05		1/8 combat: 213/05 Aout	
NAME	CTRY	RESULTS / RESULTATS	
* Moon, Sung-Kil	KOR	RSCH RD#3 1:14	
Shannon, Robert	USA		
R/A POUCHER	IRL		
JU 1 QUACCI	ITA		
2 HIOUAD	MAR		
3 OJO	NGR		
4 HERNANDEZ LOPEZ	COL		
5 WALKER	NZL		

Bantamweight 54 Kg		Poids coq 54 kg	
1/8 Bout: 214/Aug.05		1/8 combat: 214/05Aout	
NAME	CTRY	RESULTS / RESULTATS	
Moina, Juan	PUR		
* Nolasco, Pedro J.	DOM	PTS 3:2	
R/A QUACCI	ITA		
JU 1 KIRIAC	ROM	59 : 58	
2 ADDALA	TUN	58 : 59	
3 MOUPOUNDA	GAB	59 : 58	
4 NARSI	IND	58 : 59	
5 PASHA	PAK	58 : 60	

Bantamweight 54 Kg		Poids coq 54 kg	
1/4 Bout 286/Aug.08		1/4 combat: 286/08 Aout	
NAME	CTRY	RESULTS / RESULTATS	
Decima, Pedro Ruban	ARG		
* Walters, Dale	CAN	PTS 5:0	
R/A KIRIAC	ROM		
JU 1 KRAMHELLER	FRG	57 : 60	
2 SUKAR	THA	59 : 59	
3 SOMODIO	PHI	59 : 59	
4 ADDALA	TUN	58 : 59	
5 HIQUAD	MAR	58 : 59	

Boxing

Boxe

Bantamweight 54 Kg Poids coq 54 kg
1/4 Bout: 287/Aug.08 1/4 combat: 287/08 Aout

NAME	CTRY	RESULTS / RESULTATS
* Lopez, Hector	MEX	PTS 5:0
Dube, Ndaba	ZIM	
R/A SZRMKOWSKI	POL	
JU 1 DOBREV	BUL	60:56
2 ISHIMARU	JPN	60:57
3 PASHA	PAK	59:57
4 HONG	TPE	60:58
5 RODRIGUEZ	VEN	60:56

Bantamweight 54 Kg Poids coq 54 kg
1/4 Bout: 288/Aug.08 1/4 combat: 288/08 Aout

NAME	CTRY	RESULTS / RESULTATS
Pitalua Tamara, Robinson	COL	
* Stecca, Maurizio	ITA	PTS 5:0
R/A KONNOR	USA	
JU 1 TAVIRA ROMERO	MEX	57:60
2 OJO	NGR	58:59
3 KANAKULYA	UGA	58:59
4 WALKER	NZL	56:60
5 HAN	KCR	57:59

Bantamweight 54 Kg Poids coq 54 kg
1/4 Bout: 289/Aug.08 1/4 combat: 289/08 Aout

NAME	CTRY	RESULTS / RESULTATS
Moon, Sung-Kil	KOR	
* Nolasco, Pedro J.	DOM	RSC RD # 1 2:49
R/A NOVICIC	YUG	
JU 1 DOBREV	BUL	
2 HIOUAD	MAR	
3 ADDALA	TUN	
4 HERNANDEZ	COL	
5 HONG	TPE	

Bantamweight 54 Kg Poids coq 54 kg
1/26 Bout: 312/Aug.09 1/2 combat: 312/09 Aout

NAME	CTRY	RESULTS / RESULTATS
Walters, Dale	CAN	
* Lopez, Hector	MEX	PTS 5:0
R/A POUCHER	IRL	
JU 1 BALL	GBR	57:59
2 RODRIGUEZ	VEN	57:60
3 OJO	NGR	58:59
4 SUKAR	THA	58:59
5 NARSI	IND	58:59

Bantamweight 54 Kg Poids coq 54 kg
1/2 Bout: 313/Aug.09 1/2 combat: 313/09 Aout

NAME	CTRY	RESULTS / RESULTATS
* Stecca, Maurizio	ITA	PTS 5:0
Nolasco, Pedro J.	DOM	
R/A WALKER	NZL	
JU 1 HONG	TPE	59:58
2 ISHIMARU	JPN	60:58
3 HIOUAD	MAR	60:57
4 ADDALA	TUN	60:57
5 NARSI	IND	59:57

Bantamweight 54 Kg Poids coq 54 kg
Final Bout: 335/Aug.11 Finale combat 335/11 Aout

NAME	CTRY	RESULTS / RESULTATS
Lopez, Hector	MEX	
* Stecca, Maurizio	ITA	PTS 4:1
R/A SUKAR	THA	
JU 1 SOMODIO	PHI	59:59
2 HIOUAD	MAR	58:59
3 ADDALA	TUN	59:59
4 WALKER	NZL	56:60
5 HERNANDEZ LOPEZ	COL	58:59

Featherweight 57 Kg Poids plume 57 kg
1/32 Bout: 001/July 29 1/32 combat: 001/29 Juil

NAME	CTRY	RESULTS / RESULTATS
Koethras, Stamatios	GRE	
* Faki, Ali	YAW	PTS 4:1
R/A KONNOR	USA	
JU 1 HAN	KOR	58:59
2 LOWES	CAN	60:58
3 DAVIES	CAB	56:60
4 LOPES	BRA	55:60
5 ISHIMARU	JPN	56:60

Featherweight 57 Kg Poids plume 57 kg
1/32 Bout: 002/July29 1/32 combat: 002/29 Juil

NAME	CTRY	RESULTS / RESULTATS
* Lubulwa, Charles	UGA	PTS 4:1
Knox, Shane	AUS	
R/A KIRIAC	ROM	
JU 1 GEDOAN	INA	56:60
2 KRANHHELLER	FRG	59:58
3 MALDONADO	PUR	60:56
4 HERNANDEZ	COL	59:57
5 DELMONACO	CHI	60:56

Featherweight 57 Kg Poids plume 57 kg
1/32 Bout: 003/July 29 1/32 combat: 003/29 Juil

NAME	CTRY	RESULTS / RESULTATS
Frank, Steven	WV	
* Wassa, Alex.Zander	INA	PTS 5:0
R/A KANAKULYA	UGA	
JU 1 DOBREV	BUL	55:60
2 QUACCI	ITA	57:60
3 BROWN	JAM	55:60
4 KNNOR	USA	55:60
5 DAVIES	CAB	57:59

Featherweight 57 Kg Poids plume 57 kg
1/32 Bout: 004/July29 1/32 combat: 004/29 Juil

NAME	CTRY	RESULTS / RESULTATS
Pelly, Tobl	SUD	
* Fitzgerald, Paul	IRL	PTS 5:0
R/A WALKER	NZL	
JU 1 SOMODIO	PHI	57:59
2 SUKAR	THA	58:60
3 CORDERO	DOM	54:60
4 DELMONACO	CHI	55:60
5 FERNANDEZ	PAN	57:60

Featherweight 57 Kg Poids plume 57 kg
1/32 Bout: 005/July29 1/32 combat: 005/29 Juil

NAME	CTRY	RESULTS / RESULTATS
* Pagendam, Steve	CAN	RSC RD # 3 2:38
Soumana, Boubagar	NIG	
R/A SUKAR	THA	
JU 1 NOVICIC	YUG	
2 HONG	TPE	
3 VEGA	ECU	
4 PASHA	PAK	
5 SZRMKOWSKI	POL	

Featherweight 57 Kg Poids plume 57 kg
1/16 Bout: 133/Aug.02 1/16 combat: 133/02 Aout

NAME	CTRY	RESULTS / RESULTATS
Magagula, Jonathan	SWZ	
* Taylor, Kevin	GBR	PTS 5:0
R/A HERNANDEZ LOPEZ	COL	
JU 1 LOPES	BRA	55:60
2 NARSI	IND	57:60
3 PASHA	PAK	54:60
4 LOWES	CAN	55:60
5 TAVIRA ROMERO	MEX	54:60

Featherweight 57 Kg Poids plume 57 kg
1/16 Bout: 134/Aug.02 1/16 combat: 134/02 Aout

NAME	CTRY	RESULTS / RESULTATS
* Park, Hyeong-Oc	KOR	PTS 3:2
Lorick, Nirmal	TRI	
R/A OJO	NGR	
JU 1 ADDALA	TUN	58:59
2 SZRMKOWSKI	POL	60:57
3 KIRIAC	ROM	59:58
4 VEGA	ECU	60:56
5 DELMONACO SHEE	CHI	58:59

Featherweight 57 Kg Poids plume 57 kg
1/16 Bout: 135/Aug.02 1/16 combat: 135/02 Aout

NAME	CTRY	RESULTS / RESULTATS
Boughanmi, Noureddine	TUN	
* Higashi, Satoru	JPN	PTS 4:1
R/A DAVIES	AUS	
JU 1 MALDONADO	PUR	58:59
2 BROWN	JAN	57:58
3 HERNANDEZ LOPEZ	COL	58:59
4 QUACCI	ITA	59:58
5 RODRIGEZ	VEN	57:59

Featherweight 57 Kg Poids plume 57 kg
1/16 Bout: 136/Aug.02 1/16 combat: 136/02 Aout

NAME	CTRY	RESULTS / RESULTATS
* Catari Peraza, Omar	VEN	RSCH RD#2 1:48
Said, Azzedine	ALG	
R/A TAVIRA ROMERO	MEX	
JU 1 BROWN	JAN	
2 GEDOAN	INA	
3 PASHA	PAK	
4 WALKER	NZL	
5 POUCHER	IRL	

Featherweight 57 Kg Poids plume 57 kg
1/16 Bout: 137/Aug.02 1/16 combat: 137/02 Aout

NAME	CTRY	RESULTS / RESULTATS
Pollard, Edward	BAR	
* Hussen, Rajabu	TAN	PTS 5:0
R/A NARSI	IND	
JU 1 HERNANDEZ LOPEZ	COL	57:59
2 LOPES	BRA	56:59
3 KRANHHELLER	FRG	58:59
4 HONG	TPE	57:59
5 SUKAR	THA	58:60

Featherweight 57 Kg Poids plume 57 kg
1/16 Bout: 138/Aug.02 1/16 combat: 138/02 Aout

NAME	CTRY	RESULTS / RESULTATS
Kpakpo, Christian	GHA	
* Wanjau, John	KEN	PTS 5:0
R/A ISHINARU	JPN	
JU 1 CORDERO RAMIREZ	DOM	56:60
2 GEDOAN	INA	55:60
3 WILLIANSO	USA	53:60
4 QUACCI	ITA	54:60
5 KIRIAC	ROM	54:60

Featherweight 57 Kg Poids plume 57 kg
1/16 Bout: 139/Aug.02 1/16 combat: 139/02 Aout

NAME	CTRY	RESULTS / RESULTATS
* Camacho, Francisco	MEX	RSCH RD#3 1:16
Bezoky, Jean Luc	MAD	
R/A QUACCI	ITA	
JU 1 POUCHER	IRL	
2 SUKAR	THA	
3 HONG	TPE	
4 HAN	KOR	
5 DELMONACO SHEE	CHI	

Featherweight 57 Kg Poids plume 57 kg
1/16 Bout: 140/Aug.02 1/16 combat: 140/02 Aout

NAME	CTRY	RESULTS / RESULTATS
Talpos, Nicolae	ROM	
* Taylor, Meldrick	USA	PTS 5:0
R/A SUKAR	THA	
JU 1 ADDALA	TUN	57:60
2 HIOUAD	MAR	56:60
3 DELMONACO SHEE	CHI	56:60
4 WALKER	NZL	55:60
5 HAN	KOR	57:60

Featherweight 57 Kg Poids plume 57 kg
1/16 Bout: 149/Aug.02 1/16 combat: 149/02 Aout

NAME	CTRY	RESULTS / RESULTATS
Trapero, Haul	ESP	
* Aykac, Turgut	TUR	PTS 5:0
R/A LOWES	CAN	
JU 1 KONNOR	USA	56:60
2 HONG	TPE	57:60
3 MOUPOUNZDA	GAB	55:60
4 SUKAR	THA	57:60
5 GEDOAN	INA	57:60



Bantamweight
119 pounds

Poids coq
54 kg

	1/16 (Aug/Aout02)	1/8 (Aug/Aout 05)	1/4 (Aug/Aout 08)	1/2 (Aug/Aout 09)	Final/Finale (Aug/Aout 11)
Pedro Ruben Decima (ARG)	Decima				
Bye		Decima			
Tschoza Mukuta (ZAI)	Mukuta	PTS 5:0			
Bye			Decima		
Cemal Oner (TUR)	Oner		PTS 4:1		
Bye		Oner			
Bararg Bahtohe (CIV)	Bahtohe	PTS 4:1			
Bye				Walters	
Hiroaki Takami (JPN)	Takami			PTS 5:0	
Bye		Takami			
Gamaleldin Elkomy (EGY)	Elkomy	REV 4:1			
Bye			Walters		
Dale Walters (CAN)	Walters		PTS 5:0		
Bye		Walters			
Mustapha Kouchene (ALG)	Kouchene	PTS 5:0			
Bye					Lopez
Wanchai Pongsri (THA)	Pongrsi				PTS 5:0
Bye		Orewa			
Joe Orewa (NGR)	Orewa	KO 0:22 (2nd)			
Bye			Lopez		
Hector Lopez (MEX)	Lopez	Lopez	PTS 4:1		
Bye					
Johnny Assadoma (INA)	Assadoma	KO 1:23 (3rd)			
Bye				Lopez	
Amon Neequaye (GHA)	Neequaye			PTS 5:0	
Bye		Dube			
Ndaba Dube (ZIM)	Dube	PTS 5:0			
Bye			Dube		
Stefan Gertel (FRG)	Gertel		PTS 5:0		
Bye		Gomis			
Louis Gomis (FRA)	Gomis	RET 0:02 (2nd)			
Bye					Stecca
Hugh Dyer (BIZ)	Dyer				PTS 4:1
Bye		Pitalua Tamara			
Robinson Pitalua Tamara (COL)	Pitalua Tamara	RSCH 2: 12 (2nd)			
Bye			Pitalua Tamara		
Barbar Ali Khan (PAK)	Khan		PTS 5:0		
Bye		Khan			
Firmin Abissi (BEN)	Abissi	PTS 5:0			
Bye				Stecca	
Star Zulu (ZAM)	Zulu			PTS 5:0	
Bye		Zulu			
Gustavo Cruz (NCA)	Cruz	PTS 5:0			
Bye			Stecca		
Maurizio Stecca (ITA)	Stecca	Stecca	PTS 5:0		
Bye					
Phillip Sutcliffe (IRL)	Sutcliffe	PTS 5:0			
Bye					Stecca
John Hyland (GBR)	Hyland				PTS 5:0
Bye		Moon			
Sung-Kil Moon (KOR)	Moon	RET 2:15 (3rd)			
Bye			Moon		
Robert Shannon (USA)	Shannon		RSCH 1: 14 (3rd)		
Bye		Shannon			
Sammy Mwangi (KEN)	Mwangi	PTS 5:0			
Bye				Nolasco	
Juan Molina (PUR)	Molina			RSC 2:49 (1st)	
Bye		Molina			
Yao Gaitor (TOG)	Eskelinen	PTS 5:0			
Jarmo Eskelinen (FIN)	PTS 5:0		Nolasco		
Ljubisa Simic (YUG)	Nolasco		PTS 3:2		
Pedro Nolasco (DOM)	PTS 4:1	Nolasco			
John Siryakibbe (UGA)	Siryakibbei	PTS 5:0			
Manuel Vilchez Suarez (VEN)	PTS 3:2				

Boxing

Boxe

Featherweight 57 Kg **Poids plume 57 kg**
1/16 Bout: 150/Aug.02 **1/16 combat 150/02 Aout**

NAME	CTRY	RESULTS / RESULTATS
Mwamba, Christopher	ZAM	
*Mieses, Abrahan	DOM	REV PTS 4:1
R/A QUACCI	ITA	
JU 1 THIRUGANASOTHI	SIN	56 : 59
2 JETCHEV	BUL	58 : 60
3 COMERT	TUR	58 : 59
4 MORILLAS	ARG	58 : 59
5 ADAJANIA	IND	59 : 58

Featherweight 57 Kg **Poids plume 57 kg**
1/16 Bout: 151/Aug.02 **1/16 combat 151/02 Aout**

NAME	CTRY	RESULTS / RESULTATS
Sodogah, Ayi	TOG	
* Hegazy, Mohamed	EGY	PTS 5:0
R/A DELMONACO SHEE	CHI	
JU 1 LOWES	CAN	54 : 60
2 NARSI	IND	55 : 60
3 SZRAMOWSKI	POL	54 : 60
4 MALDONADO	PUR	54 : 60
5 POUCHER	IRL	54 : 60

Featherweight 57 Kg **Poids plume 57 kg**
1/16 Bout 152/Aug.02 **1/16 combat: 152/02 Aout**

NAME	CTRY	RESULTS / RESULTATS
* Zuniga Medrano, Rafael	COL	RSCH RD x 3 2:35
Fernandez, Orlando	RUR	
R/A HONG	TPE	
JU 1 GEDOAN	INA	
2 ISHIMARU	JPN	
3 KANAKULYA	UGA	
4 ADDALA	TUN	
5 QUACCI	ITA	

Featherweight 57 Kg **Poids plume 57 kg**
1/16 Bout: 153/Aug 02 **1/16 combat: 153/02 Aout**

NAME	CTRY	RESULTS / RESULTATS
* Konyegwachie, Peter	NGR	PTS 5:0
Faki, Ali	YAW	
R/A MALDONADO	PUR	
JU 1 CORDERO	DOM	60 : 56
2 POUCHER	IRL	60 : 57
3 SUKAR	THA	60 : 56
4 KRAMHELLER	FRG	60 : 56
5 HONG	TPE	60 : 56

Featherweight 57 Kg **Poids plume 57 kg**
1/16 Bout: 154/Aug.02 **1/16 combat: 154/02 Aout**

NAME	CTRY	RESULTS / RESULTATS
* Lubulwa, Chades	UGA	PTS 5:0
Mzatsi, Dieudonne	GAB	
R/A SOMODIO	PHI	
JU 1 NARSI	IND	60 : 54
2 BROWN	JAM	60 : 54
3 CORDERO	DOM	60 : 55
4 WALKER	NZL	60 : 53
5 RODRIGUEZ	VEN	60 : 56

Featherweight 57 Kg **Poids plume 57 kg**
1/16 Bout: 155/Aug.02 **1/16 combat: 155/02 Aout**

NAME	CTRY	RESULTS / RESULTATS
* Fitzgerald, Paul	IRL	PTS 3 : 2
Pagendam, Steve	CAN	
R/A HERNANDEZ	COL	
JU 1 DAVIES	AUS	59 : 58
2 DELMONACO SHEE	CHI	58 : 58
3 MOUPOUNZA	GAB	57 : 60
4 NARSI	IND	58 : 59
5 ADDALA	TUN	60 : 58

Featherweight 57 Kg **Poids plume 67 kg**
1/8 Bout: 223/Aug.05 **1/8 combat: 223/05 Aout**

NAME	CTRY	RESULTS / RESULTATS
Taylor, Kevin	GBR	
* Park, Hyeong-Oc	KOR	PTS 3:2
R/A FILIPELLI	USA	
JU 1 LOWES	CAN	59 : 58
2 ADDALA	TUN	59 : 59
3 OJO	NGR	60 : 57
4 DELMONACO SHEE	CHI	58 : 59
5 HERNANDEZ LOPEZ	COL	57 : 59

Featherweight 57 Kg **Poids plume 57 kg**
1/8 Bout: 224/Aug.05 **1/8 combat: 224/05 Aout**

NAME	CTRY	RESULTS / RESULTATS
Higashi, Satoru	JPN	
* Catari Peraza, Omar	VEN	PTS 4:1
R/A BALL	GBR	
JU 1 POUCHER	IRL	57 : 60
2 TAVIRA RAMERO	MEX	57 : 60
3 MALDONADO	PUR	57 : 59
4 KANAKULYA	UGA	57 : 60
5 HONG	TPE	59 : 58

Featherweight 57 Kg **Poids plume 57 kg**
1/8 Bout: 225/Aug.05 **1/8 combat: 225/05 Aout**

NAME	CTRY	RESULTS / RESULTATS
Hussen, Rajabu	TAN	
* Wanjau, John	KEN	PTS 4:1
R/A VEGA	ECU	
JU 1 FILIPELLI	USA	56 : 60
2 CORDERO RAMIREZ	DOM	59 : 58
3 KIRIAC	ROM	57 : 59
4 KRAMHELLER	FRG	57 : 60
5 PASHA	PAK	59 : 59

Featherweight 57 Kg **Poids plume 57 kg**
1/8 Bout: 226/Aug.05 **1/8 combat: 226/05 Aout**

NAME	CTRY	RESULTS / RESULTATS
Camacho, Francisco	MEX	
* Taylor, Meldrick	USA	PTS 5:0
R/A WALKER	NZL	
JU 1 NOVICIC	YUG	56 : 60
2 KRAMHELLER	FRG	57 : 60
3 SUKAR	THA	58 : 60
4 SOMODIO	PHI	55 : 60
5 OJO	NGR	56 : 60

Featherweight 57 Kg **Poids plume 57 kg**
1/8 Bout: 227/Aug.05 **1/8 combat: 227/05 Aout**

NAME	CTRY	RESULTS / RESULTATS
* Aykac, Turgut	TUR	RSC RD#3 1:34
Mieses, Abrahan	DOM	
R/A OJO	NGR	
JU 1 ADDALA	TUN	
2 ISHIMARU	JPN	
3 NARSI	IND	
4 DELMONACO SHEE	CHI	
5 LOPES	BRA	

Featherweight 57 Kg **Poids plume 57 kg**
1/8 Bout: 226/Aug.05 **1/8 combat: 226/05 Aout**

NAME	CTRY	RESULTS / RESULTATS
* Hegazy, Mohamed	EGY	PTS 3 : 2
Wassa, Alex.Zander	INA	
R/A SZRAMKOWSKI	POL	
JU 1 QUACCI	ITA	59 : 58
2 LOWES	CAN	58 : 57
3 FILIPELLI	USA	58 : 57
4 VEGA	ECU	57 : 59
5 HONG	TPE	57 : 59

Featherweight 57 Kg **Poids plume 57 kg**
1/8 Bout: 229/Aug. 05 **1/8 combat: 229/05 Aout**

NAME	CTRY	RESULTS / RESULTATS
Zuniga Medrano, Rafael	COL	
* Konyegwachie, Peter	NGR	2 : 3 REV 4 : 1
R/A TAVIRA ROMERO	MEX	
JU 1 BALL	GBR	58 : 59
2 BASUL TO MORALES	CUB	60 : 57
3 POUCHER	IRL	58 : 59
4 HAN	KOR	59 : 58
5 NARSI	IND	59 : 58
JURY 1 IDZIAK	POL	57 : 60
2 KIM	KOR	59 : 58
3 KALTSCHMITT	GUA	58 : 59
4 TAPSUWAN	THA	58 : 59
5 IVANOVIC	YUG	58 : 59

Featherweight 57 Kg **Poids plume 57 kg**
1/8 Bout: 230/Aug.05 **1/8 combat: 230/05 Aout**

NAME	CTRY	RESULTS / RESULTATS
* Lubulwa, Charles	UGA	PTS 3 : 2
Fitzgerald, Paul	IRL	
R/A NARSI	IND	
JU 1 PASHA	PAK	60 : 58
2 MALDONADO	PUR	58 : 59
3 TAVIRA ROMERO	MEX	59 : 58
4 LOPES	BRA	59 : 58
5 WALKER	NZL	58 : 60

Featherweight 57 Kg **Poids plume 57 kg**
1/4 Bout: 298/Aug.08 **1/4 combat: 298/08 Aout**

NAME	CTRY	RESULTS / RESULTATS
Park, Hyeong-Oc	KOR	
* Catari Peraza, Omar	VEN	2 : 3 REV 4:1
R/A HIOUAD	MAR	
JU 1 ADDALA	TUN	58 : 59
2 KIRIAC	ROM	59 : 58
3 SZRMKOWSKI	POL	59 : 59
4 HONG	TPE	59 : 58
5 TAVIRA ROMERO	MEX	58 : 58
JURY 1 JETCHEV	BUL	58 : 59
2 CARDONA	PUR	57 : 59
3 SERMER	HUN	59 : 58
4 AMARTEIFIO	GHA	58 : 60
5 SOLANA	DOM	58 : 59

Featherweight 57 Kg **Poids plume 57 kg**
1/4 Bout: 299/Aug.08 **1/4 combat: 299/08 Aout**

NAME	CTRY	RESULTS / RESULTATS
Wanjau, John	KEN	
* Taylor, Meldrick	USA	RSC RD#3 2:00
R/A DOBREV	BUL	
JU 1 BALL	GBR	
2 GEDOAN	INA	
3 ISHIMARU	JPN	
4 HERNANDEZ LOPEZ	COL	
5 LOPES	BRA	

Featherweight 57 Kg **Poids plume 57 kg**
1/4 Bout: 300/Aug.08 **1/4 combat: 300/08 Aout**

NAME	CTRY	RESULTS / RESULTATS
* Aykac, Turgut	TUR	RSC RD#1 1:17
Hegazy, Mohamed	EGY	
R/A WILLIAMSON	USA	
JU 1 BASULTO MORALES	CUB	
2 VEGA	ECU	
3 WALKER	NZL	
4 HAN	KOR	
5 NARSI	IND	

Featherweight 57 Kg **Poids plume 57 kg**
1/4 Bout: 301/Aug.08 **1/4 combat: 301/08 Aout**

NAME	CTRY	RESULTS / RESULTATS
* Konyegwachie, Peter	NGR	PTS 5:0
Lubulwa,Chades	UGA	
R/A SZRAMKOWSKI	POL	
JU 1 POUCHER	IRL	60 : 58
2 BROWN	JAW	59 : 57
3 CORDERO RAMIREZ	DOW	59 : 57
4 SOMODIO	PHI	59 : 58
5 SUKAR	THA	59 : 58

Featherweight 57 Kg **Poids plume 57 kg**
1/2 Bout: 324/Aug.09 **1/2 combat: 324/09 Aout**

NAME	CTRY	RESULTS / RESULTATS
Catari Peraza, Omar	VEN	
* Taylor, Meldrick	USA	PTS 5:0
R/A SUKAR	THA	
JU 1 NARSI	IND	56 : 60
2 POUCHER	IRL	55 : 60
3 QUACCI	ITA	56 : 60
4 ADDALA	TUN	56 : 60
5 WALKER	NZL	55 : 60

Featherweight 57 Kg **Poids plume 57 kg**
1/2 Bout: 325/Aug.09 **1/2 combat: 325/09 Aout**

NAME	CTRY	RESULTS / RESULTATS
Aykac, Turgut	TUR	
* Konyegwachie, Peter	NGR	PTS 5:0
R/A VEGA	ECU	
JU 1 HERNANDEZ LOPEZ	COL	57 : 60
2 HAN	KOR	58 : 59
3 PASHA	PAK	58 : 59
4 BASUL TO MORALES	CUB	57 : 60
5 CORDERO RAMIREZ	DOM	57 : 60

Featherweight 57 Kg **Poids plume 57 kg**
Find Bout: 341 /Aug. 11 **Finale combat: 341/11 Aout**

NAME	CTRY	RESULTS / RESULTATS
* Taylor, Meldrick	USA	PTS 5:0
Konyegwachie, Peter	NGR	
R/A DAVIES	AUS	
JU 1 SZRAMKOWSKI	POL	60 : 57
2 BALL	GBR	60 : 57
3 SOMODIO	PHI	59 : 57
4 HAN	KOR	59 : 58
5 WALKER	NZL	60 : 57



**Featherweight
126 pounds**

**Poids plume
57 kg**

1/32 (July/Juili 29)	1/16 (Aug/Aout 02)	1/8 (Aug/Aout 05)	1/4 (Aug/Aout 08)	1/2 (Aug/Aout 09)	Final/Finale (Aug/Aout 11)
Jonathan Magagula (SWZ)	Magagula				
Bye		Taylor			
Kevin Taylor (GBR)	Taylor	PTS 5 : 0			
Bye			Park		
Hyeong-Oc Park (KOR)	Park		PTS 3 : 2		
Bye		Park			
Nirmal Lorick (TRI)	Lorick	PTS 3 : 2			
Bye				Catari Peraza	
Noureddine Boughanmi (TUN)	Boughanmi			REV 4 : 1	
Bye		Higashi			
Satoru Higashi (JPN)	Higashi	PTS 4 : 1			
Bye			Catari Peraza		
Omar Catari Peraza (VEN)	Catari Peraza		PTS 4 : 1		
Bye		Catari Peraza			
Azzedine Said (ALG)	Said	RSCH 1:48 (2nd)			
Bye					Taylor
Edward Pollard (BAR)	Pollard				PTS 5:0
Bye		Hussen.			
Rajabu Hussen (TAN)	Hussen	PTS 5 : 0			
Bye			Wanjau		
Christian Kpakpo (GHA)	Kpakpo		PTS 4:1		
Bye		Wanjau			
John Wanjau (KEN)	Wanja	PTS 5:0			
Bye				Taylor	
Francisco Camacho (MEX)	Camacho			RSC 2:00 (3rd)	
Bye		Camacho			
Jean Luc Bezoky (MAD)	Bezoky	RSCH 1: 16 (3rd)			
Bye			Taylor		
Nicolae Talpos (ROM)	Talpos		PTS 5:0		
Bye		Taylor			
Meldrick Taylor (USA)	Taylor	PTS 5:0			
Bye					Taylor
Raul Trapero (ESP)	Trapero				PTS 5 : 0
Bye		Aykac			
Turgut Aykac (TUR)	Ay k a c	PTS 5 : 0			
Bye			Aykac		
Christopher Mwamba (ZAM)	Mwamba		RSC 1:34 (3rd)		
Bye		Mieses			
Abraham Mieses (DOM)	Mieses	REV PTS 4:1			
Bye				Aykac	
Ayi Sodogah (TOG)	Sodogah			RSC 1:17 (1st)	
Bye		Hegazy			
Mohamed Hegazy (EGY)	Hegazy	PTS 5 : 0			
Bye			Hegazy		
Wisut Messuantong (THA)	Meesuantong		PTS 3:2		
Bye		Wassa			
Steven Frank (GUY)	Wassa	WKR			
Alex Zander Wassa (INA)	PTS 5 : 0				
Rafael Zuniga Medrano (COL)	Zuniga Medrano				Konyegwachie
Bye		Zuniga Medrano			PTS 5 : 0
Orlando Fernandez (PUR)	Fernandez				
Bye			Konyegwachie		
Peter Konyegwachie (NGR)	Konyegwachie		REV 4 : 1		
Bye		Konyegwachie			
Stamatis Kolethras (GRE)	Faki	PTS 5 : 0			
Ali Faki (MAW)	PTS 4 : 1				
Charles Lubulwa (UGA)	Lubuwa				Konyegwachie
Shane Knox (AUS)	PTS 4 : 1	Lubulwa			PTS 5 : 0
Dieudonne Mzatsi (GAB)	Mzatsi	PTS 5 : 0			
Bye			Lubulwa		
Tobi Pelly (SUD)	Fizgerald		PTS 3 : 2		
Paul Fitzgerald (IRL)	PTS 5 : 0	Fitzgerald			
Steve Pagendam (CAN)	Pagendam	PTS 3:2			
Boubagar Soumopa (NIG)	RSC 2:38 (3rd)				

Boxing

Boxe

Lightweight 132 pounds		Poids léger 60 kg			
1/32 (July/Jul 29)	1/16 (Aug/Aout 03)	1/8 (Aug/Aout 05)	1/4 (Aug/Aout 07)	1/2 (Aug/Aout 09)	Final/Finale (Aug/Aout 11)
Jean Claude Labonte (SEY)	Labonte				
Bye		Hernando			
Jose Antonio Hernando (ESP)	Hernando	PTS 5:0			
Bye			Hernando		
Douglas Odame (GHA)	Odame		PTS 5:0		
Bye		Odame			
Dieudonne Kossi (CAF)	Kossi	RSCH 2:22 (3rd)			
Bye				Ortiz	
Luis Ortiz (PUR)	Ortiz			PTS 5:0	
Bye		Ortiz			
Buala Sakul (THA)	Sakul	KO 2:02 (2nd)			
Bye			Ortiz		
Desire Ollo (GAB)	Ollo		KO 0:35 (2nd)		
Bye		Dickson			
Alex Dickson (GBR)	Dickson	PTS 5:0			
Bye					Ortiz
Mboma Kimbu (ZAI)	Kimbu				PTS 3 : 2
Bye		Carew			
Gordon Carew (GUY)	Carew	PTS 5:0			
Bye			Ndongo Ebanga		
Martin Ndongo Ebanga (CMR)	Ndongo Ebanga		KO 2:16 (2nd)		
Bye		Ndongo Ebanga			
Shadrach Odhiambo (SWE)	Odhiambo	RSC 1:35 (2nd)			
Bye				Ndongo Ebanga	
Fahri Sumer (TUR)	Sumer			PTS 4:1	
Bye		Sumer			
Fofana Bakary (CIV)	Bakary	PTS 5:0			
Bye			Sumer		
Jaineck Chinyanta (ZAM)	Chinyanta		PTS 5:0		
Bye		Chinyanta			
Emrol Phillip (GRE)	Phillip	RSC 1:03 (2nd)			
Bye					Whitaker
Ama Sodogah (TOG)	Sodogah				RET 2 : 57 (2nd)
Bye		Nyeko			
Geofrey Nyeko (USA)	Nyeko	PTS 5:0			
Bye			Whitaker		
Omar Adolfo Mendez (RCA)	Mendez		PTS 5:0		
Bye		Whitaker			
Pernell Whitaker (USA)	Whitaker	PTS 5:0			
Bye			Whitaker		
Reiner Gies (FRG)	Gies			PTS 5:0	
Bye		Gies			
Samir Khenyab (IRQ)	Khenyab	PTS 4 : 1			
Bye			Gies		
Milson Randrianasolo (MAD)	Randrianasolo		PTS 5:0		
Bye		Kalbhenn			
John Kalbhenn (CAN)	Kalbhenn	RSCH 2:47 (1st)			
Bye					Whitaker
Zaw Latt (BIR)	Ossai				PTS 5:0
Christopher Ossai (NGR)	PTS 5:0	Ossai			
Angel Beltre (DOM)	Beltre	RSCH 2:52 (2nd)			
Dalbahadur Ranamagar (NEP)	PTS 5:0				
Solomon Kondowe (MAW)	Cantancio			Cantancio	
Lepoldo Cantancio (PHI)	PTS 5:0	Cantancio		REV 5:0	
Asif Kamran Dar (PAK)	Dar	PTS 5:0			
Shlomo Niazov (ISR)	PTS 5:0			Chun	
Chil-Sung Chun (KOR)	Chun			RSCH 1:05 (3rd)	
Patrick Waweru (KEN)	PTS 3 : 2	Chun			
Slobodan Pavlovic (YUG)	Pavlovic	PTS 4:1			
Luciano Solis (MEX)	PTS 3 : 2			Chun	
Renato Comett (AUS)	Comett			REV 4:1	
Viorel Ioana (RCH)	PTS 4 : 1	Comett			
Hernan Gutierrez Zuniga (COL)	Gutierrez Zuniga	PTS 5:0			
Mustapha Fadli (MAR)	PTS 4 : 1				



Lightweight 60 Kg		Poids leger 60 kg	
1/32 Bout: 011/July 29		1/32 combat: 011/29 Juil	
NAME	CTRY	RESULTS / RESULTATS	
Latt, Zaw	BIR		
* Ossai, Christopher	NGR	PTS 5:0	
R/A TAVIRA	MEX		
JU 1 CORDERO	DOM	58 : 59	
2 VEGA	ECU	57 : 60	
3 HONG	TPE	55 : 60	
4 DOBREV	BUL	56 : 59	
5 KRAMHELLER	FRG	56 : 60	

Lightweight 60 Kg		Poids leger 60 kg	
1/32 Bout: 012/July 29		1/32 combat: 012/29 Juil	
NAME	CTRY	RESULTS / RESULTATS	
* Beltre, Angel	DOM	PTS 5:0	
Ranamagar, Dalbahadur	NEP		
R/A QUACCI	ITA		
JU 1 SZRAMKOWSKI	POL	60 : 56	
2 ADDALA	TUN	60 : 55	
3 HIOUAD	WAR	60 : 55	
4 LOPES	BRA	60 : 56	
5 HERNANDEZ	COL	60 : 55	

Lightweight 60 Kg		Poids leger 60 kg	
1/32 Bout: 013/July 29		1/32 combat: 013/29 Juil	
NAME	CTRY	RESULTS / RESULTATS	
Kondowe, Solomon	MAW		
* Cantancio, Leopoldo	PHI	PTS 5:0	
R/A CORDERO	DOM		
JU 1 BASULTO	CUB	57 : 60	
2 BALL	GBR	55 : 60	
3 NOVICIC	YUG	56 : 60	
4 DAVIES	AUS	56 : 60	
5 VEGA	ECU	57 : 60	

Lightweight 60 Kg		Poids leger 60 kg	
1/32 Bout: 014/July 29		1/32 combat: 014/29 Juil	
NAME	CTRY	RESULTS / RESULTATS	
* Dar, Asif Kamran	PAK	PTS 5:0	
Niazov, Shlomo	ISR		
R/A KONNOR	USA		
JU 1 MALDONADO	PUR	60 : 54	
2 LOPES	BRA	59 : 56	
3 QUACCI	ITA	59 : 56	
4 POUCHER	IRL	59 : 57	
5 WALKER	NZL	59 : 58	

Lightweight 80 Kg		Poids leger 60 kg	
1/32 Bout: 018/July 29		1/32 combat: 015/29 Juil	
NAME	CTRY	RESULTS / RESULTATS	
* Chun, Chil-Sung	KOR	PTS 3 : 2	
Waweru, Patrick	KEN		
R/A KRAMHELLER	FRG		
JU 1 DOBREV	BUL	59 : 58	
2 LOWES	CAN	56 : 57	
3 BALL	GBR	59 : 58	
4 BROWN	JAW	56 : 58	
5 DELMONACO SHEE	CHI	60 : 57	

Lightweight 60 Kg		Poids leger 60 kg	
1/32 Bout: 016/July 29		1/32 combat: 016/29 Juil	
NAME	CTRY	RESULTS / RESULTATS	
* Pavlovic, Slobodan	YUG	PTS 3:2	
Solis, Luciano	MEX		
R/A ABBALA	TUN		
JU 1 MOUPOUNZA	GAB	57 : 60	
2 HAN	KOR	58 : 59	
3 ISHIMARU	JPN	59 : 58	
4 PASHA	PAK	59 : 58	
5 HONG	TPE	60 : 56	

Lightweight 60 Kg		Poids leger 60 kg	
1/32 Bout: 017/July 29		1/32 combat: 017/29 Juil	
NAME	CTRY	RESULTS / RESULTATS	
Ioana, Viorel	ROM		
* Cornett, Renato	AUS	PTS 4:1	
R/A HIQUAD	MAR		
JU 1 KANAKULYA	UGA	57 : 60	
2 SOMODIO	PHI	58 : 57	
3 RODRIGUEZ	VEN	58 : 59	
4 LOPES	BRA	58 : 59	
5 LOWES	CAN	57 : 58	

Lightweight 60 Kg		Poids leger 60 kg	
1/32 Bout: 018/July 29		1/32 combat: 018/29 Juil	
NAME	CTRY	RESULTS / RESULTATS	
* Gutierrez Zuniga, Heman	COL	PTS 4 : 1	
Fadli, Mustapha	MAR		
R/A BASUL TO	CUB		
JU 1 MALDONADO	PUR	59 : 58	
2 VEGA	ECU	60 : 57	
3 DELMANACO SHEE	CHI	60 : 57	
4 POUCHER	IRL	58 : 59	
5 KIRIAC	ROM	60 : 57	

Lightweight 60 Kg		Poids leger 60 kg	
1/16 Bout: 156/Aug.03		1/16 combat: 156/03 Aout	
NAME	CTRY	RESULTS / RESULTATS	
Labonte, Jean Claude	SEY		
* Hernandez, Jose Antonio	ESP	PTS 5:0	
R/A FILIPELLI	USA		
JU 1 MALDONADO	PUR	54 : 60	
2 LOPES	BRA	54 : 60	
3 VEGA	ECU	56 : 60	
4 SUKAR	THA	56 : 60	
5 DAVIES	AUS	56 : 60	

Lightweight 60 Kg		Poids leger 60 kg	
1/16 Bout: 157/Aug.03		1/16 combat: 157/03 Aout	
NAME	CTRY	RESULTS / RESULTATS	
* Odame, Douglas	GHA	RSCH RD#3 2 : 22	
Kossi, Dieudonne	CAF		
R/A MALDONADO	PUR		
JU 1 BASUL TO MORALES	CUB		
2 BALL	GBR		
3 DOBREV	BUL		
4 SOMODIO	PHI		
5 NARSI	IND		

Lightweight 60 Kg		Poids leger 80 kg	
1/16 Bout: 158/Aug.03		1/16 combat: 158/03 Aout	
NAME	CTRY	RESULTS / RESULTATS	
* Ortiz, Luis F.	PUR	KO RD # 2 2:02	
Sakul,Buala	THA		
R/A SZRAMKOWSKI	POL		
JU 1 MOUPOUNZA	GAB		
2 KANAKULYA	UGA		
3 WALKER	NZL		
4 POUCHER	IRL		
5 NOVICIC	YUG		

Lightweight 60 Kg		Poids leger 60 kg	
1/16 Bout: 159/Aug.03		1/16 combat: 159/03 Aout	
NAME	CTRY	RESULTS / RESULTATS	
Oilo, Desire	GAB		
* Dickson, Alex	GBR	PTS 5:0	
R/A CORDERO RAMIREZ	DOM		
JU 1 BROWN	JAM	56 : 60	
2 HERNANDEZ LOPEZ	COL	55 : 60	
3 VEGA	ECU	56 : 60	
4 SOMODIO	PHI	55 : 60	
5 GEDOAN	INA	56 : 60	

Lightweight 60 Kg		Poids leger 60 kg	
1/16 Bout: 160/Aug.03		1/16 combat: 160/03 Aout	
NAME	CTRY	RESULTS / RESULTATS	
Kimbu, Mboma	ZAI		
* Carew, Gordon	GUY	PTS 5:0	
R/A SUKAR	THA		
JU 1 QUACCI	ITA	55 : 60	
2 SZRAMKOWSKI	POL	55 : 60	
3 NARSI	IND	55 : 60	
4 DAVIES	AUS	55 : 60	
5 LOWES	CAN	56 : 59	

Lightweight 60 Kg		Poids leger 60 kg	
1/16 Bout: 161/Aug.03		1/16 combat: 161/03 Aout	
NAME	CTRY	RESULTS / RESULTATS	
* Ndongo Ebanga, Martin	CMR	RSC RD#2 1:35	
Odhiambo, Shadrach	SWE		
R/A LOWES	CAN		
JU 1 FILIPELLI	USA		
2 RODRIGEZ	VEN		
3 DELMANACO SHEE	CHI		
4 HAN	KOR		
5 SUKAR	THA		

Lightweight 60 Kg		Poids leger 60 kg	
1/16 Bout: 162/Aug.03		1/16 combat: 162/03 Aout	
NAME	CTRY	RESULTS / RESULTATS	
* Sumer, Fahri	TUR	PTS 5:0	
Bakary, Fofana	CIV		
R/A WALKER	NZL		
JU 1 FERNANDEZ	PAN	60 : 55	
2 CORDERO	DOM	60 : 56	
3 DELMONACO SHEE	CHI	60 : 56	
4 RODRIGUEZ	VEN	60 : 57	
5 GEDOAN	INA	60 : 56	

Lightweight 60 Kg		Poids leger 60 kg	
1/16 Bout: 163/Aug.03		1/16 combat: 163/03 Aout	
NAME	CTRY	RESULTS / RESULTATS	
* Chinyanta, Jaineck	ZAM	RSC RD#2 1:03	
Phillip, Emrol	GRE		
R/A TAVIRA ROMERO	MEX		
JU 1 LOWES	CAN		
2 HERNANDEZ	CQL		
3 LOPES	BRA		
4 NARSI	IND		
5 SOMODIO	PHI		

Lightweight 60 Kg		Poids leger 60 kg	
1/16 Bout: 167/Aug.03		1/16 combat: 167/03 Aout	
NAME	CTRY	RESULTS / RESULTATS	
Sodogah, Ama	TOG		
* Nyeko, Geoffrey	UGA	PTS 5:0	
R/A HAN	KOR		
JU 1 GEDOAN	INA	56 : 60	
2 DOBREV	BUL	55 : 60	
3 POUCHER	IRL	55 : 60	
4 LOWES	CAN	51 : 60	
5 LOPES	BRA	56 : 60	

Lightweight 60 Kg		Poids leger 60 kg	
1/16 Bout: 168/Aug.03		1/16 combat: 168/03 Aout	
NAME	CTRY	RESULTS / RESULTATS	
Mendez,Omar Adolfo	NCA		
* Whitaker, Pemell	USA	PTS 5:0	
R/A SZRAMKOWSKI	POL		
JU 1 BALL	GBR	53 : 60	
2 KANAKULYA	UGA	56 : 60	
3 OJO	NGR	54 : 60	
4 WALKER	NZL	52 : 60	
5 SOMODIO	PHI	53 : 60	

Lightweight 60 Kg		Poids leger 60 kg	
1/16 Bout: 169/Aug.03		1/16 combat: 169/03 Aout	
NAME	CTRY	RESULTS / RESULTATS	
* Gies, Reiner	FRG	PTS 4:1	
Khenyab, Samir	IRQ		
R/A DAVIES	AUS		
JU 1 BASULTO	CUB	59 : 58	
2 RODRIGUEZ	VEN	60 : 57	
3 HOLAU	USA	57 : 60	
4 MOUPOUNZA	GAB	60 : 57	
5 VEGA	ECU	59 : 58	

Lightweight 60 Kg		Poids leger 60 kg	
1/16 Bout: 170/Aug.03		1/16 combat: 170/03 Aout	
NAME	CTRY	RESULTS / RESULTATS	
Randrianasolo, Milson	MAD		
* Kalbhenn, John	CAN	RSCH RD # 1 2:47	
R/A POUCHER	IRL		
JU 1 QUACCI	ITA		
2 SAMODIO	PHI		
3 NARSI	IND		
4 DAVIES	AUS		
5 RODRIGUEZ	VEN		

Lightweight 60 Kg		Poids leger 60 kg	
1/16 Bout: 171/Aug.03		1/16 combat: 171/03 Aout	
NAME	CTRY	RESULTS / RESULTATS	
* Ossai, Christopher	NGR	RSCH RD#2 2:52	
Beltre, Angel	DOM		
R/A HOLAU	USA		
JU 1 DELMONACO SHEE	CHI		
2 NOVICIC	YUG		
3 SZRAMKOWSKI	POL		
4 NARSI	IND		
5 LOWES	CAN		

Boxing

Boxe

Lightweight 60 Kg **Poids leger 60 kg**
1/16 Bout: 172/Aug.03 1/16 combat: 172/03 Aout

NAME	CTRY	RESULTS / RESULTATS
* Cantancio, Leopoldo	PHI	PTS 5:0
Dar, Asif Kamran	PAK	
R/A OJO	NGR	
JU 1 KANAKULYA	UGA	60 : 57
2 DOBREV	BUL	60 : 57
3 BALL	GBR	60 : 55
4 WALKER	NZL	60 : 57
5 VEGA	ECU	60 : 57

Lightweight 80 Kg **Poids leger 60 kg**
1/16 Bout: 173/Aug.03 1/16 combat: 173/03 Aout

NAME	CTRY	RESULTS / RESULTATS
* Chun, Chil-Sung	KOR	PTS 4:1
Pavlovic, Slobodan	YUG	
R/A CORDERO RAMIREZ	DOM	
JU 1 BASULTO MORALES	CUB	60 : 57
2 RODRIGUEZ	VEN	60 : 57
3 TAVIRA ROMERO	MEX	59 : 58
4 DAVIES	AUS	60 : 57
5 MOUPOUNDZA	GAB	58 : 59

Lightweight 80 Kg **Poids leger 80 kg**
1/16 Bout: 174/Aug.03 1/16 combat: 174/03 Aout

NAME	CTRY	RESULTS / RESULTATS
* Cornett, Renato	AUS	PTS 5:0
Gutierrez Zuniga, Hernan	COL	
R/A SUKAR	THA	
JU 1 NARSI	IND	59 : 58
2 POUCHER	IRL	59 : 58
3 NOVICIC	YUG	60 : 59
4 LOWES	CAN	60 : 56
5 MALDONADO	PUR	59 : 58

Lightweight 80 Kg **Poids leger 60 kg**
1/8 Bout: 231/Aug.05 1/8 combat: 231/05 Aout

NAME	CTRY	RESULTS / RESULTATS
* Hernando, Jose Antonio	ESP	PTS 5:0
Odame, Douglas	GHA	
R/A LOWES	CAN	
JU 1 HERNANDEZ LOPEZ	COL	59 : 57
2 ISHIMARU	JPN	60 : 58
3 SOMODIO	PHI	59 : 57
4 CORDERO RAMIREZ	DOM	60 : 57
5 WALKER	NZL	60 : 55

Lightweight 60 Kg **Poids leger 80 kg**
1/8 Bout: 232/Aug.05 1/8 combat: 232/05 Aout

NAME	CTRY	RESULTS / RESULTATS
* Ortiz, Luis F.	PUR	KO RD#2 0:35
Dickson, Alex	GBR	
R/A HIOUAD	WAR	
JU 1 SUKAR	THA	
2 GEDOAN	INA	
3 HERNANDEZ LOPEZ	COL	
4 WALKER	NZL	
5 ADDALA	TUN	

Lightweight 60 Kg **Poids leger 60 kg**
1/8 Bout: 233/Aug.05 1/8 combat: 233/05 Aout

NAME	CTRY	RESULTS / RESULTATS
Carew, Gordon	GUY	
* Ndongo Ebanga, Martin	CMR	KO RD#2 2:16
R/A KRAMHELLER	FRG	
JU 1 DOBREV	BUL	
2 CORDERO RAMIREZ	DOM	
3 FILIPELLI	USA	
4 PASHA	PAK	
5 SOMODIO	PHI	

Lightweight 60 Kg **Poids leger 60 kg**
1/8 Bout: 234/Aug.05 1/8 combat: 234/05 Aout

NAME	CTRY	RESULTS / RESULTATS
* Sumer, Fahri	TUR	PTS 5:0
Chinyanta, Jaineck	ZAM	
R/A CORDERO RAMIREZ	DOM	
JU 1 ISHIMARU	JPN	59 : 58
2 GEDOAN	INA	59 : 57
3 FILIPELLI	USA	57 : 55
4 HERNANDEZ LOPEZ	COL	58 : 57
5 LOPES	BRA	59 : 58

Lightweight 60 Kg **Poids leger 80 kg**
1/8 Bout: 235/Aug.05 1/8 combat: 235/05 Aout

NAME	CTRY	RESULTS / RESULTATS
Nyeko, Geoffrey	UGA	
* Whitaker, Pernell	USA	PTS 5:0
R/A QUACCI	ITA	
JU 1 SZRAMKOWSKI	POL	55 : 60
2 HERNANDEZ LOPEZ	COL	55 : 60
3 DELMONACO SHEE	CHI	54 : 60
4 HAN	KOR	56 : 60
5 WALKER	NZL	55 : 60

Lightweight 60 Kg **Poids leger 60 kg**
1/8 Bout: 236/Aug.05 1/8 combat: 238/05 Aout

NAME	CTRY	RESULTS / RESULTATS
* Gies, Reiner	FRG	PTS 5:0
Kalbhenn, John	CAN	
R/A SUKAR	THA	
JU 1 HAN	KOR	59 : 57
2 LOPES	BRA	60 : 56
3 HONG	TPE	60 : 56
4 KANAKULYA	UGA	59 : 58
5 OJO	NGR	60 : 56

Lightweight 80 Kg **Poids leger 60 kg**
1/8 Bout: 237/Aug.05 1/8 combat: 237/05 Aout

NAME	CTRY	RESULTS / RESULTATS
Ossai, Christopher	NGR	
* Cantancio, Leopoldo	PHI	2:3 REV 5:0
R/A NOVICIC	YUG	
JU 1 KRAMHELLER	FRG	60 : 57
2 TAVIRA ROMERO	MEX	57 : 59
3 LOWES	CAN	59 : 58
4 DELMONACO SHEE	CHI	57 : 60
5 HERNANDEZ LOPEZ	COL	59 : 58
JURY 1 KONSTANTYNER	BRA	57 : 60
2 LEON HIDALGO	VEN	58 : 59
3 LEBRON-ORTIZ	PUR	57 : 60
4 SHEARS	CAN	58 : 59
5 IVANOVIC	YUG	57 : 60

Lightweight 60 Kg **Poids leger 60 kg**
1/8 Bout: 238/Aug.05 1/8 combat: 238/05 Aout

NAME	CTRY	RESULTS / RESULTATS
* Chun, Chil-Sung	KOR	2:3 REV 4:1
Cornett, Renato	AUS	
R/A LOWES	CAN	
JU 1 MALDONADO	PUR	58 : 60
2 KIRIAC	ROM	58 : 59
3 BALL	GBR	57 : 60
4 VEGA	ECU	59 : 58
5 MOUPOUNDZA	GAB	59 : 57
JURY 1 LEON HIDALGO	VEN	59 : 57
2 EL MAGHRABI	EGY	60 : 57
3 LEBRON-ORTIZ	PUR	59 : 58
4 NYANGWESO	UGA	58 : 59
5 IVANOVIC	YUG	59 : 58

Lightweight 80 Kg **Poids leger 60 kg**
1/4 Bout: 278/Aug.07 1/4 combat: 278/07 Aout

NAME	CTRY	RESULTS / RESULTATS
Hernando, Jose Antonio	ESP	
* Ortiz, Luis F.	PUR	PTS 5:0
R/A SOMODIO	PHI	
JU 1 SUKAR	THA	56 : 60
2 VEGA	ECU	56 : 60
3 KANAKULYA	UGA	58 : 59
4 NARSI	IND	56 : 60
5 HONG	TPE	55 : 60

Lightweight 60 Kg **Poids leger 60 kg**
1/4 Bout: 279/Aug.07 1/4 combat: 279/07 Aout

NAME	CTRY	RESULTS / RESULTATS
* Ndongo Ebanga, Martin	CMR	PTS 4:1
Sumer, Fahri	TUR	
R/A FILIPELLI	USA	
JU 1 LOWES	CAN	60 : 57
2 ISHIMARU	JPN	59 : 59
3 SOMODIO	PHI	60 : 55
4 HERNANDEZ LOPEZ	COL	59 : 58
5 DELMONACO SHEE	CHI	59 : 58

Lightweight 60 Kg **Poids leger 60 kg**
1/4 Bout: 280/Aug.07 1/4 combat: 280/07 Aout

NAME	CTRY	RESULTS / RESULTATS
* Whitaker, Pernell	USA	PTS 5:0
Gies, Reiner	FRG	
R/A GEDOAN	INA	
JU 1 ISHIMARU	JPN	60 : 55
2 OJO	NGR	60 : 56
3 DAVIES	AUS	60 : 54
4 HERNANDEZ LOPEZ	COL	60 : 54
5 HONG	TPE	60 : 55

Lightweight 60 Kg **Poids leger 60 kg**
1/4 Bout: 281/Aug.07 1/4 combat: 281/07 Aout

NAME	CTRY	RESULTS / RESULTATS
Cantancio, Leopoldo	PHI	
* Chun, Chil-Sung	KOR	RSCH RD#3 1:05
R/A BASULTO MORALES	CUB	
JU 1 BROWN	JAM	
2 VEGA	ECU	
3 RODRIGUEZ	VEN	
4 DOBREV	BUL	
5 QUACCI	ITA	

Lightweight 60 Kg **Poids leger 60 kg**
1/2 Bout: 328/Aug.09 1/2 combat: 328/09 Aout

NAME	CTRY	RESULTS / RESULTATS
* Ortiz, Luis F.	PUR	PTS 3:2
Ndongo Ebanga, Martin	CMR	
R/A KRAMHELLER	FRG	
JU 1 SZRAMKOWSKI	POL	59 : 58
2 SOMODIO	PHI	58 : 59
3 NARSI	IND	58 : 60
4 HERNANDEZ LOPEZ	COL	58 : 57
5 HONG	TPE	59 : 58

Lightweight 80 Kg **Poids leger 60 kg**
1/2 Bout: 327/Aug.09 1/2 combat: 327/09 Aout

NAME	CTRY	RESULTS / RESULTATS
* Whitaker, Pernell	USA	PTS 5:0
Chun, Chil-Sung	KOR	
R/A SZRAMKOWSKI	POL	
JU 1 POUCHER	IRL	60 : 57
2 ADDALA	TUN	60 : 58
3 HIQUAD	WAR	60 : 57
4 WALKER	NZL	60 : 57
5 VEGA	ECU	60 : 57

Lightweight 60 Kg **Poids leger 60 kg**
Final Bout: 336/Aug.11 Finale combat: 338/11 Aout

NAME	CTRY	RESULTS / RESULTATS
Ortiz, Luis F.	PUR	
* Whitaker, Pernell	USA	RET RD#2 2:57
R/A NARSI	IND	
JU 1 OJO	NGR	
2 ADDALA	TUN	
3 DOBREV	BUL	
4 ISHIMARU	JPN	
5 HAN	KOR	

Light Welterweight 63.5 Kg
1/32 Bout: 019/July 29

Poids mi-welter 63.5 kg
1/32 combat: 019/29 Juil

NAME	CTRY	RESULTS / RESULTATS
* Umponmaha, Dhawee	THA	PTS 5:0
Pradhan, Jaslal	IND	
R/A BALL	GBR	
JU 1 KRMHELLER	FRG	59 : 58
2 TAVIRA	MEX	60 : 56
3HERNANDEZ	COL	59 : 56
4 LOPES	BRA	59 : 57
5 BROWN	JAW	59 : 57

Light Welterweight 63.5 Kg
1/32 Bout: 020/July 29

Poids mi-welter 63.5 kg
1/32 combat:020/29Juil

NAME	CTRY	RESULTS / RESULTATS
Kafuanka, Muenge	ZAI	
* Maisonet, Jorge	PUR	RSC RD #1 2:00
R/A DOBREV	BUL	
JU 1 SUKAR	THA	
2 NARSI	IND	
3 QUACCI	ITA	
4 SZRAMKOWSKI	POL	
5 VEGA	ECU	

Light Welterweight 63.5 Kg
1/32 Bout: 021/July 29

Poids mi-welter 63.5 kg
1/32 combat: 021/29 Juil

NAME	CTRY	RESULTS / RESULTATS
* Ioane, Apelu	SAY	PTS 5:0
Mazzon Duarte, Evaristo	URU	
R/A HAN	KOR	
JU 1 GEDOAN	INA	60 : 56
2 POUCHER	IRL	59 : 59
3 KIRIAC	ROM	59 : 57
4 LOWES	CAN	60 : 55
5 BASULTO	CUB	60 : 56

Light Welterweight 63.5 Kg
1/32 Bout: 022/July 29

Poids mi-welter 63.5 kg
1/32 combat: 022/29 Juil

NAME	CTRY	RESULTS / RESULTATS
Chisala, Dimus	ZAM	
* Nwokolo, Charles	NGR	PTS 5:0
R/A MALDONADO	PUR	
JU 1 TAVIRA	MEX	57 : 59
2 LOPES	BRA	57 : 59
3 DELMONACO SHEE	CHI	57 : 59
4 ISHIMARU	JPN	58 : 60
5 DAVIES	AUS	57 : 60

Light Welterweight 63.5 Kg
1/32 Bout: 023/July 29

Poids mi-welter 63.5 kg
1/32 combat: 023/29 Juil

NAME	CTRY	RESULTS / RESULTATS
Rose, Anthony	JAW	
* Galiwango, William	UGA	PTS 5:0
R/A PASHA	PAK	
JU 1 NARSI	IND	55 : 60
2 POUCHER	IRL	55 : 60
3 DOBREV	BUL	56 : 60
4 DELMONACO SHEE	CHI	56 : 60
5 RODRIGUEZ	VEN	57 : 60

Light Welterweight 63.5 Kg
1/16 Bout: 093/Aug.01

Poids mi-welter 63.5 kg
1/16 combat: 093/01 Aout

NAME	CTRY	RESULTS / RESULTATS
* Kim, Dong-Kil	KOR	RSCH RD#2 2:42
Bugingo, Juma	TAN	
R/A QUACCI	ITA	
JU 1 WALKER	NZL	
2 LOWES	CAN	
3 TAVIRA ROMERO	MEX	
4 HERNANDEZ LOPEZ	COL	
5 NOVICIC	YUG	

Light Welterweight 63.5 Kg
1/16 Bout: 094/Aug.01

Poids mi-welter 63.5 kg
1/16 combat: 094/01 Aout

NAME	CTRY	RESULTS / RESULTATS
Lavulo, Lisiate	TON	
* Aslam, Javid	NOR	RSCH RD#2 2:17
R/A FILIPELLI	USA	
JU 1 FERNANDEZ	PAN	
2 RODRIGEZ	VEN	
3 DELMONACO SHEE	CHI	
4 SUKAR	THA	
5 OJO	NGR	

Light Welterweight 63.5 Kg
1/16 Bout: 095/Aug.01

Poids mi-welter 63.5 kg
1/16 combat: 095/01 Aout

NAME	CTRY	RESULTS / RESULTATS
* Page, Jerry	USA	PTS 5:0
Gertel, Helmut	FRG	
R/A RORIGUEZ	VEN	
JU 1 SOMODIO	PHI	60 : 58
2 PASHA	PAK	59 : 57
3 DAVIES	AUS	58 : 57
4 ADDALA	TUN	59 : 58
5 OJO	NGR	59 : 57

Light Welterweight 63.5 Kg
1/16 Bout: 096/Aug.01

Poids mi-welter 63.5 kg
1/16 combat: 096/01 Aout

NAME	CTRY	RESULTS / RESULTATS
Vuorinen, Hannu	FIN	
* Robles, Octavio	MEX	PTS 3:2
R/A ADDALA	TUN	
JU 1 KANAKULYA	UGA	58 : 59
2 LOPES	BRA	60 : 56
3 VEGA	ECU	59 : 59
4 GEDOAN	INA	58 : 59
5 ISHIMARU	JPN	59 : 58

Light Welterweight 63.5 Kg
1/16 Bout: 097/Aug.01

Poids mi-welter 63.5 kg
1/16 combat: 097/01 Aout

NAME	CTRY	RESULTS / RESULTATS
* Ahned Hadjala, Ikhlef	ALG	RSC RD#2 1:51
Maskey, Umesh	NEP	
R/A LOWES	CAN	
JU 1 FILIPELLI	USA	
2 DOBREV	BUL	
3 KRAMHELLER	FRG	
4 RODRIGUEZ	VEN	
5 LOPES	BRA	

Light Welterweight 63.5 Kg
1/16 Bout: 098/Aug. 01

Poids mi-welter 63.5 kg
1/16 combat: 098/01 Aout

NAME	CTRY	RESULTS / RESULTATS
* Mbereke, Jean Pierre	CMR	PTS 5:0
Zialor, Ramy	SEY	
R/A BASULTO MORALES	CUB	
JU 1 BROWN	JAM	59 : 58
2 NOVICIC	YUG	60 : 58
3 SZRAMKOWSKI	POL	60 : 56
4 PASHA	PAK	60 : 57
5 HONG	TPE	60 : 57

Light Welterweight 63.5 Kg
1/16 Bout: 099/Aug.01

Poids mi-welter 63.5 kg
1/16 combat: 099/01 Aout

NAME	CTRY	RESULTS / RESULTATS
* Puzovic, Mirk O	YUG	PTS 5:0
Lambert, Denis	CAN	
R/A MOUPOUNZA	GAB	
JU 1 HIOUAD	MAR	60 : 54
2 HAN	KOR	60 : 57
3 ISHIMARU	JPN	60 : 57
4 HERNANDEZ LOPEZ	COL	60 : 56
5 DELMONACO SHEE	CHI	60 : 57

Light Welterweight 63.5 Kg
1/16 Bout: 100/Aug.01

Poids mi-welter 63.5 kg
1/16 combat: 100/01 Aout

NAME	CTRY	RESULTS / RESULTATS
* Larrimore, Steven	BAH	PTS 3:2
Ayesu, Phillimon	MAW	
R/A KRAMHELLER	FRG	
JU 1 DOBREV	BUL	58 : 57
2 HAN	KOR	57 : 59
3 GEDOAN	INA	57 : 59
4 HERNANDEZ LOPEZ	COL	58 : 57
5 WALKER	NZL	58 : 58

Light Welterweight 63.5 Kg
1/16 Bout: 109/Aug.01

Poids mi-welter 63.5 kg
1/16 combat: 109/01 Aout

NAME	CTRY	RESULTS / RESULTATS
Duane, Jean	FRA	
* Fulger, Mircea	ROM	RSCH RD#1 2: 14
R/A OJO	NGR	
JU 1 HONG	TPE	
2 HIOUAD	WAR	
3 HAN	KOR	
4 FERNANDEZ	PAN	
5 VEGA	ECU	

Light Welterweight 63.5 Kg
1/16 Bout: 110/Aug. 01

Poids mi-welter 63.5 kg
1/16 combat: 110/01 Aout

NAME	CTRY	RESULTS / RESULTATS
Lahmar, Hassan	MAR	
* Sjostrand, Stefan	SWE	RSC RD#2 1:02
R/A HOLAUS	USA	
JU 1 CORDERO	DOM	
2 HERNANDEZ	COL	
3 SUKAR	THA	
4 DAVIES	AUS	
5 ISHIMARU	JPN	

Light Welterweight 63.5 Kg
1/16 Bout: 111/Aug.01

Poids mi-welter 63.5 kg
1/16 combat: 111/01 Aout

NAME	CTRY	RESULTS / RESULTATS
Miura, Kunihiko	JPN	
* Belkhir, Loffi	TUN	PTS 4:1
R/A KIRIAC	RON	
JU 1 KRAMHELLER	FRG	58 : 58
2 DELMONACO SHEE	CHI	60 : 57
3 TAVIRA ROMERO	MEX	57 : 58
4 VEGA	ECU	57 : 60
5 WALKER	NZL	58 : 59

Light Welterweight 63.5 Kg
1/16 Bout: 112/Aug.01

Poids mi-welter 63.5 kg
1/16 combat: 112/01 Aout

NAME	CTRY	RESULTS / RESULTATS
* Armanios, Roshdy	EGY	RSCH RD #2 0:39
Magwaza, Bhutana	SWZ	
R/A SZRAMKOWSKI	POL	
JU 1 FERNANDEZ	PAN	
2 RODRIGUEZ	VEN	
3 POUCHER	IRL	
4 DOBREV	BUL	
5 HAN	KOR	

Light Welterweight 63.5 Kg
1/16 Bout: 113/Aug.01

Poids mi-welter 63.5 kg
1/16 combat: 113/01 Aout

NAME	CTRY	RESULTS / RESULTATS
* Griffiths, David	GBR	PTS 5:0
Charleswell, Clifton	ISV	
R/A SUKAR	THA	
JU 1 MOUPOUNZA	GAB	59 : 58
2 DAVIES	AUS	60 : 56
3 ADDALA	TUN	60 : 57
4 GEDOAN	INA	59 : 57
5 HIOUAD	WAR	60 : 57

Light Welterweight 63.5 Kg
1/16 Bout: 114/Aug.01

Poids mi-welter 63.5 kg
1/16 combat: 114/01 Aout

NAME	CTRY	RESULTS / RESULTATS
Owiso, Charles	KEN	
* Umponmaha, Dhawee	THA	PTS 3:2
R/A POUCHER	IRL	
JU 1 BALL	GBR	59 : 57
2 HOLAUS	USA	57 : 60
3 BROWN	JAW	59 : 58
4 HERNANDEZ	COL	57 : 59
5 HONG	TPE	58 : 59

Light Welterweight 63.5 Kg
1/16 Bout: 115/Aug.01

Poids mi-welter 63.5 kg
1/16 combat: 115/01 Aout

NAME	CTRY	RESULTS / RESULTATS
* Maisonet, Jorge	PUR	PTS 5:0
Ioane, Apelu	SAM	
R/A GEDOAN	INA	
JU 1 HAN	KOR	59 : 58
2 CORDERO	DOM	59 : 58
3 FERNANDEZ	PAN	60 : 57
4 DOBREV	BUL	59 : 58
5 SZRAMKOWSKI	POL	58:58

Light Welterweight 63.5 Kg
1/16 Bout: 116/Aug.01

Poids mi-welter 63.5 kg
1/16 combat: 116/01 Aout

NAME	CTRY	RESULTS / RESULTATS
* Nwokolo, Charles	NGR	PTS 5:0
Galiwango, William	UGA	
R/A NOVICIC	YUG	
JU 1 SZRAMKOWSKI	POL	60 : 57
2 SUKAR	THA	60 : 55
3 SOMODIO	PHI	60 : 55
4 VEGA	ECU	60 : 56
5 WALKER	NZL	60 : 55

Boxing

Boxe

Light Welterweight 63.5 Kg
1/8 Bout: 215/Aug.05

Poids mi-welter 63.5 kg
1/8 combat: 215/05 Aout

NAME	CTRY	RESULTS / RESULTATS
* Kim, Dong-Kil	KOR	PTS 5:0
Aslam, Javid	NOR	
R/A CORDERO	DOM	
JU 1 MALDONADO	PUR	60 : 56
2 MOUPOUNZA	GAB	60 : 57
3 KANAKULYA	UGA	60 : 56
4 LOPES	BRA	60 : 57
5 DELMONACO SHEE	CHI	60 : 56

Light Welterweight 63.5 Kg
1/8 Bout: 216/Aug.05

Poids mi-welter 63.5 kg
1/8 combat: 216/05 Aout

NAME	CTRY	RESULTS / RESULTATS
* Page, Jerry	USA	PTS 5:0
Rables, Octavic	MEX	
R/A KRAMHELLER	FRG	
JU 1 BALL	GBR	59 : 57
2 VEGA	ECU	60 : 56
3 HERNANDEZ LOPEZ	COL	59 : 57
4 HAN	KOR	59 : 58
5 OJO	NGR	59 : 57

Light Welterweight 63.5 Kg
1/8 Bout: 217/Aug.05

Poids mi-welter 83.5 kg
1/8 combat: 217/05 Aout

NAME	CTRY	RESULTS / RESULTATS
Ahned Hadjala, Ikheif	ALG	
* Mbereke, Jean Pierre	CMR	PTS 4:1
R/A TAVIRA ROMERO	MEX	
JU 1 HOLAUS	USA	55 : 60
2 SZRAMKOSKI	POL	58 : 59
3 DOBREV	BUL	56 : 60
4 SUKAR	THA	58 : 58
5 SOMODIO	PHI	55 : 59

Light Welterweight 63.5 Kg
1/8 Bout: 218/Aug.05

Poids mi-welter 63.5 kg
1/8 combat: 218/05 Aout

NAME	CTRY	RESULTS / RESULTATS
* Puzovic, Mirk O	YUG	PTS 5:0
Larrimore, Steven	BAH	
R/A HIOUAD	MAR	
JU 1 ADDALA	TUN	59 : 58
2 LOPES	BRA	60 : 56
3 DELMONACO SHEE	CHI	60 : 56
4 PASHA	PAK	59 : 57
5 NARSI	IND	59 : 56

Light Welterweight 63.5 Kg
1/8 Bout: 219/Aug.05

Poids mi-welter 63.5 kg
1/8 combat: 219/05 Aout

NAME	CTRY	RESULTS / RESULTATS
I Fulger, Mircea	ROM	PTS 5:0
Sjostrand, Stefan	SWE	
R/A PASHA	PAK	
JU 1 NARSI	IND	59 : 58
2 TAVIRA ROMERO	MEX	60 : 55
3 BASULTO	CUB	60 : 57
4 LOPES	BRA	60 : 55
5 HERNANDEZ	COL	60 : 58

Light Welterweight 63.5 Kg
1/8 Bout: 220/Aug.05

Poids mi-welter 83.5 kg
1/8 combat: 220/05 Aout

NAME	CTRY	RESULTS / RESULTATS
* Belkhir, Loffi	TUN	PTS 5:0
Armanios, Roshdy	EGY	
R/A ISHIMARU	JPN	
JU 1 GEDOAN	INA	60 : 56
2 DOBREV	BUL	60 : 54
3 KRAMHELLER	FRG	60 : 54
4 CORDERO RAMIREZ	DOM	60 : 55
5 HOLAUS	USA	60 : 54

Light Welterweight 63.5 Kg
1/8 Bout: 221/Aug.05

Poids mi-welter 83.5 kg
1/8 combat: 221/05 Aout

NAME	CTRY	RESULTS / RESULTATS
Griffiths, David	GBR	
* Umponmaha, Dhawee	THA	PTS 4:1
R/A MALDONADO	PUR	
JU 1 CORDERO	DOM	57 : 60
2 KANAKULYA	UGA	59 : 58
3 MOUPOUNZA	GAB	57 : 59
4 VEGA	ECU	57 : 60
5 HONG	TPE	58 : 60

Light Welterweight 63.5 Kg
1/8 Bout: 222/Aug.05

Poids mi-welter 63.5 kg
1/8 combat: 222/05 Aout

NAME	CTRY	RESULTS / RESULTATS
* Maisonet, Jorge	PUR	PTS 3 : 2
Nwokolo, Charles	NGR	
R/A DOBREV	BUL	
JU 1 POUCHER	IRL	58 : 59
2 ISHIMARU	JPN	60 : 59
3 HONG	TPE	59 : 58
4 GEDOAN	INA	56 : 60
5 VEGA	ECU	59 : 58

Light Welterweight 63.5 Kg
1/4 Bout: 266/Aug.07

Poids mi-welter 63.5 kg
1/4 combat: 266/07 Aout

NAME	CTRY	RESULTS / RESULTATS
Kim, Dong-Kil	KOR	
* Page, Jerry	USA	PTS 4 : 1
R/A SZRAMKOWSKI	POL	
JU 1 QUACCI	ITA	58 : 58
2 OJO	NGR	58 : 59
3 HERNANDEZ	COL	58 : 59
4 WALKER	NZL	58 : 59
5 KANAKULYA	UGA	58 : 59

Light Welterweight 63.5 Kg
1/4 Bout: 267/Aug.07

Poids mi-welter 83.5 kg
1/4 combat: 267/07 Aout

NAME	CTRY	RESULTS / RESULTATS
Mbereke, Jean Pierre	CMR	
* Puzovic, Mirk O	YUG	PTS 5:0
R/A HOLAUS	USA	
JU 1 LOWES	CAN	57 : 59
2 GEDOAN	INA	57 : 60
3 SOMODIO	PHI	58 : 59
4 DELMONACO SHEE	CHI	57 : 60
5 VEGA	ECU	57 : 60

Light Welterweight 63.5 Kg
1/4 Bout: 268/Aug.07

Poids mi-welter 83.5 kg
1/4 combat: 268/07 Aout

NAME	CTRY	RESULTS / RESULTATS
* Fulger, Mircea	ROM	PTS 5:0
Belkhir, Loffi	TUN	
R/A BASULTO	CUB	
JU 1 BROWN	JAY	58 : 57
2 DAVIES	AUS	59 : 58
3 ISHIMARU	JPN	59 : 58
4 SUKAR	THA	58 : 57
5 HERNANDEZ	COL	58 : 57

Light Welterweight 63.5 Kg
1/4 Bout: 269/Aug.07

Poids mi-welter 83.5 kg
1/4 combat: 269/07 Aout

NAME	CTRY	RESULTS / RESULTATS
* Umponmaha, Dhawee	THA	PTS 5:0
Maisonet, Jorge	PUR	
R/A DAVIES	AUS	
JU 1 MOUPOUNZA	GAB	59 : 58
2 QUACCI	ITA	59 : 58
3 KANAKULYA	UGA	60 : 57
4 BALL	GBR	59 : 58
5 WALKER	NZL	59 : 58

Light Welterweight 63.5 Kg
1/2 Bout: 314/Aug.09

Poids mi-welter 63.5 kg
1/2 combat: 314/09 Aout

NAME	CTRY	RESULTS / RESULTATS
* Page, Jerry	USA	PTS 5:0
Puzovic, Mirk O	YUG	
R/A HONG	TPE	
JU 1 HERNANDEZ	COL	60 : 57
2 SOMODIO	PHI	59 : 59
3 PASHA	PAK	60 : 56
4 HIOUAD	MAR	60 : 56
5 ADDALA	TUN	59 : 58

Light Welterweight 63.5 Kg
1/2 Bout: 315/Aug.09

Poids mi-welter 83.5 kg
1/2 combat: 315/09 Aout

NAME	CTRY	RESULTS / RESULTATS
Fulger, Mircea	ROM	
* Umponmaha, Dhawee	THA	PTS 5:0
R/A TAVIRA ROMERO	MEX	
JU 1 BROWN	JAN	58 : 59
2 OJO	PAK	57 : 60
3 HIOUAD	MAR	58 : 59
4 WALKER	NZL	57 : 60
5 VEGA	ECU	57 : 60

Light Welterweight 63.5 Kg
Final Bout: 342/Aug.11

Poids mi-welter 63.5 kg
Finale combat: 342/11 Aout

NAME	CTRY	RESULTS / RESULTATS
* Page, Jerry	USA	PTS 5:0
Urronmaha, Dhawee	THA	
R/A DOBREV	BUL	
JU 1 OJO	NGR	60 : 57
2 HIOUAD	MAR	59 : 56
3 KIRIAC	ROM	59 : 57
4 HERNANDEZ LOPEZ	COL	59 : 58
5 HONG	TPE	59 : 58

Welterweight 67 Kg
1/32 Bout: 006/July 29

Poids welter 67 kg
1/32 combat: 006/29 Juil

NAME	CTRY	RESULTS / RESULTATS
* Leon, Genaro	MEX	PTS 5:0
Dominguez, Daniel Omar	ARG	
R/A OJO	NGR	
JU 1 POUCHER	IRL	60 : 55
2 NARSI	IND	60 : 57
3 BALL	GBR	60 : 54
4 HIOUAD	MAR	60 : 56
5 DAVIES	CAB	60 : 55

Welterweight 67 Kg
1/32 Bout: 007/July 29

Poids welter 67 kg
1/32 combat: 007/29 Juil

NAME	CTRY	RESULTS / RESULTATS
Gordon, Wayne	CAN	
* Breland, Mark	USA	PTS 5:0
R/A RODRIGUEZ	VEN	
JU 1 KANAKULYA	UGA	55 : 60
2 HAN	KOR	57 : 59
3 QUACCI	ITA	54 : 60
4 LOPES	BRA	55 : 60
5 WALKER	NZL	54 : 60

Welterweight 67 Kg
1/32 Bout: 008/July 29

Poids welter 67 kg
1/32 combat: 008/29 Juil

NAME	CTRY	RESULTS / RESULTATS
* An, Young-Su	KOR	PTS 5:0
Shoak, Abock	SUD	
R/A DAVIES	AUS	
JU 1 KIRIAC	ROM	60 : 57
2 BASULTO	CUB	60 : 57
3 HONG	TPE	60 : 56
4 HERNANDEZ	COL	60 : 56
5 DELMONACO	CHI	60 : 56

Welterweight 67 Kg
1/32 Bout: 009/July 29

Poids welter 67 kg
1/32 combat: 009/29 Juil

NAME	CTRY	RESULTS / RESULTATS
* Obreja, Rudel	ROM	KO RD # 1 2:46
Loungoude, Antoine	CAF	
R/A GEDOAN	INA	
JU 1 LOWES	CAN	
2 LOPES	BRA	
3 DELMONACO	CHI	
4 MALDONADO	PUR	
5 SOMODIO	PHI	

Welterweight 67 Kg
1/32 Bout: 010/July 29

Poids welter kg
1/32 combat: 010/29 Juil

NAME	CTRY	RESULTS / RESULTATS
* Hughes, Michael	GBR	PTS 5:0
Rasamimanana, Paul	MAD	
R/A LOWES	CAN	
JU 1 BROWN	JAN	60 : 53
2 VEGA	ECU	60 : 53
3 SUKAR	THA	60 : 54
4 PASHA	PAK	60 : 53
5 RODRIGUEZ	VEN	60 : 53

Welterweight 67 Kg
1/16 Bout: 101/Aug.01

Poids welter 67 kg
1/16 combat: 101/01 Aout

NAME	CTRY	RESULTS / RESULTATS
Ngangue, Georges-Claude	CMR	
* Nyman, Joni	FIN	PTS 5:0
R/A FILIPELLI	USA	
JU 1 DAVIES	AUS	56 : 60
2 RODRIGUEZ	VEN	58 : 59
3 SOMODIO	PHI	56 : 60
4 MOUPOUNZA	GAB	57 : 60
5 MALDONADO	PUR	56 : 60

Welterweight 67 Kg
1/16 Bout: 102/Aug.01

Poids welter 67 kg
1/16 combat: 102/01 Aout

NAME	CTRY	RESULTS / RESULTATS
* Joyce, Kieran	IRL	RSCH RD#2 1:14
Boniface, Basil	SEY	
R/A TAVIRA ROMERO	MEX	
JU 1 FERNANDEZ	PAN	
2 PASHA	PAK	
3 SUKAR	THA	
4 LOPES	BRA	
5 DELMONACO SHEE	CHI	

Welterweight 67 Kg
1/16 Bout: 103/Aug.01

Poids welter 67 kg
1/16 combat: 103/01 Aout

NAME	CTRY	RESULTS / RESULTATS
* Kitengewa, Kitenge	ZAI	RSCH RD#1 2:10
Tsapi, Lefa	LES	
R/A BALL	GBR	
JU 1 CORDERO RAMIREZ	DON	
2 SZRAMKOWSKI	POL	
3 BROWN	JAN	
4 RODRIGUEZ	VEN	
5 WALKER	NZL	



Light Welterweight
140 pounds

Poids mi-welter
83.5 kg

1/16 (Aug/Aout 01)	1/8 (Aug/Aout 05)	1/4 (Aug/Aout 07)	1/2 (Aug/Aout 09)	Final/Finale (Aug/Aout 11)
Dong-Kil Kim (KOR)	Kim	Kim		
Juma Bugingo (TAN)	RSCH 2:42 (2nd)			
Lisiate Lavulo (TON)	Aslam	PTS 5:0		
Javid Aslam (NOR)	RSCH 2: 17 (2nd)			
Jerry Page (USA)	Page	Page	Page	
Helmut Gertel (FRG)	PTS 5:0	PTS 5:0	PTS 4: 1	
Hannu Vuorinen (FIN)	Robles			
Octavic Robles (MEX)	PTS 3 : 2			
Ikhlef Ahned Hadjala (ALG)	Ahned Hadjala			Page
Umesh Maskey (NEP)	RSC 1:51 (2nd)			PTS 5:0
Jean Pierre Mbereke (CMR)	Mbereke	Mbereke		
Ramy Zialor (SEY)	PTS 5:0	PTS 4 : 1		
Mirko Puzovic (YUG)	Puzovic		Puzovic	
Denis Lambert (CAN)	PTS 5:0		PTS 5:0	
Steven Larrimore (BAH)	Larrimore	Puzovic		
Phillimon Ayesu (MAW)	PTS 3 : 2	PTS 5:0		
Jean Duarte (FRA)	Fulger			Page
Mircea Fulger (ROM)	RSCH 2:14 (1st)	Fulger		PTS 5:0
Hassan Lahmar (MAR)	Sjostrand			
Stefan Sjostrand (SWE)	RSC 1:02 (2nd)	PTS 5:0		
Kunihiro Miura (JPN)	Belkhir		Fulger	
Lofti Belkhir (TUN)	PTS 4 : 1	Belkhir	PTS 5:0	
Roshdy Armanios (EGY)	Armanios			
Bhutana Magwaza (SWZ)	RSCH 0:39 (2nd)			
David Griffiths (GBR)	Griffiths			Umponmaha
Clifton Charleswell (ISV)	PTS 5:0			PTS 5:0
Charles Owiso (KEN)	Umponmaha	Umponmaha		
Dhawe Umponmaha (THA)	PTS 3 : 2	PTS 4:1		
Jorge Maisonet (PUR)	Maisonet		Umponmaha	
Apelu Ioane (SAM)	PTS 5 : 0		PTS 5:0	
Charles Nwokolo (NGR)	Nwokolo	Maisonet		
William Galiwango (UGA)	PTS 5 : 0	PTS 3 : 2		

Boxing

Boxe

Welterweight 67 Kg **Poids welter 67 kg**
1/16 Bout: 104/Aug.01 **1/16 combat: 104/01 Aout**

NAME	CTRY	RESULTS / RESULTATS
Lisboa, Francisco A	INA	
* Frazer, Dwight	JAN	PTS 5:0
R/A SZRAMOWSKI	POL	
JU 1 POUCHER	IRL	54 : 60
2 KANAKULYA	UGA	56 : 60
3 KIRIAC	ROM	54 : 60
4 OJO	NGR	58 : 60
5 VEGA	ECU	55 : 60

Welterweight 87 Kg **Poids welter 67 kg**
1/16 Bout: 105/Aug.01 **1/16 combat: 105/01 Aout**

NAME	CTRY	RESULTS / RESULTATS
* Wilson, Bernard	GRN	RSCH RD # 3 1:56
Omoruyi, Roland	NGR	
R/A DOBREV	BUL	
JU 1 BALL	GBR	
2 BASUL TO MORALES	CUB	
3 FILIPELLI	USA	
4 MALDONADO	PUR	
5 DAVIES	AUS	

Welterweight 67 Kg **Poids welter 67 kg**
1/16 Bout: 106/Aug.01 **1/16 combat: 108/01 Aout**

NAME	CTRY	RESULTS / RESULTATS
Syed, Abrar Husain	PAK	
* Koskela, Vesa	SWE	PTS 4:1
R/A CORDERO RAMIREZ	DOM	
JU 1 HIOUAD	MAR	56 : 60
2 KANAKULYA	UGA	59 : 58
3 DELMONACO SHEE	CHI	56 : 60
4 HERNANDEZ LOPEZ	COL	55 : 60
5 HONG	TPE	55 : 60

Welterweight 87 Kg **Poids welter 67 kg**
1/16 Bout: 107/Aug.01 **1/16 combat: 107/01 Aout**

NAME	CTRY	RESULTS / RESULTATS
Hala, Saikoloni	TON	
* Onsoy, Vedat	TUR	PTS 5:0
R/A LOWES	CAN	
JU 1 MALDONADO	PUR	54 : 60
2 OJO	NGR	56 : 60
3 ADDALA	TUN	57 : 60
4 BASUTO MORALES	CUB	57 : 60
5 ISHIMARU	JPN	57 : 60

Welterweight 67 Kg **Poids welter 67 kg**
1/16 Bout: 117/Aug.01 **1/16 combat: 117/01 Aout**

NAME	CTRY	RESULTS / RESULTATS
Kalunga, Henry	ZAM	
* Aboud, Kamel	ALG	PTS 5:0
R/A QUACCI	ITA	
JU 1 HOLAUS	USA	56 : 60
2 LOWES	CAN	57 : 60
3 DOBREV	BUL	58 : 59
4 LOPES	BRA	57 : 60
5 SUKAR	THA	55 : 60

Welterweight 87 Kg **Poids welter 67 kg**
1/16 Bout: 118/Aug.01 **1/16 combat: 118/01 Aout**

NAME	CTRY	RESULTS / RESULTATS
Aldahan, Mohamedali	SYR	
* Kuenzler, Alexander	FRG	PTS 5:0
R/A DAVIES	AUS	
JU 1 BASULTO	CUB	57 : 60
2 MALDONADO	PUR	52 : 60
3 PASHA	PAK	55 : 60
4 SOMODIO	PHI	56 : 60
5 HONG	TPE	56 : 60

Welterweight 87 Kg **Poids welter 67 kg**
1/16 Bout: 119/Aug.01 **1/16 combat: 119/01 Aout**

NAME	CTRY	RESULTS / RESULTATS
* Okumu, Peter	UGA	PTS 3 : 2
Mkadala, Neva	TAN	
R/A KRAMHELLER	FRG	
JU 1 LOPES	BRA	58 : 56
2 LOWES	CAN	59 : 55
3 RODRIGUEZ	VEN	59 : 57
4 ISHIMARU	JPN	58 : 58
5 KIRIAC	ROM	56 : 57

Welterweight 67 Kg **Poids welter 67 kg**
1/16 Bout: 120/Aug.01 **1/16 combat: 120/01 Aout**

NAME	CTRY	RESULTS / RESULTATS
Boco, Georges	BEN	
* Bruno, Luciano	ITA	PTS 5:0
R/A FERNANDEZ	PAN	
JU 1 HOLAUS	USA	54 : 60
2 VEGA	ECU	54 : 60
3 DELMONACO SHEE	CHI	56 : 60
4 HONG	TPE	55 : 60
5 PASHA	PAK	55 : 60

Welterweight 67 Kg **Poids welter 67 kg**
1/16 Bout: 121/Aug.01 **1/16 combat: 121/01 Aout**

NAME	CTRY	RESULTS / RESULTATS
Koenig, Konrad	AUT	
* Refai, Khemais	TUN	RSCH RD # 1 1:56
R/A WALKER	NZL	
JU 1 MALDONADO	PUR	
2 CORDERO	DOM	
3 SOMODIO	PHI	
4 GEDOAN	INA	
5 PASHA	PAK	

Welterweight 87 Kg **Poids welter 67 kg**
1/16 Bout: 122/Aug.01 **1/16 combat: 122/01 Aout**

NAME	CTRY	RESULTS / RESULTATS
Hiranaka, Nobuaki	JPN	
* Leon, Genaro	MEX	PTS 5:0
R/A HIQUAD	MAR	
JU 1 KANAKULYA	UGA	58 : 59
2 LOPES	BRA	55 : 60
3 DELMONACO SHEE	CHI	54 : 60
4 ADDALA	TUN	57 : 60
5 HONG	TPE	57 : 60

Welterweight 67 Kg **Poids welter 67 kg**
1/16 Bout: 123/Aug.01 **1/16 combat: 123/01 Aout**

NAME	CTRY	RESULTS / RESULTATS
* Breiland, Mark	USA	RSCH RD #3 0:19
Reyes, Carlos	PUR	
R/A ADDALA	TUN	
JU 1 DOBREV	BUL	
2 KANAKULYA	UGA	
3 SZRAMKOWSKI	POL	
4 HERNANDEZ	COL	
5 LOPES	BRA	

Welterweight 87 Kg **Poids welter 67 kg**
1/16 Bout: 124/Aug.01 **1/16 combat: 124/01 Aout**

NAME	CTRY	RESULTS / RESULTATS
* Obreja, Rudel	ROM	PTS 5:0
Hughes, Michael	GBR	
R/A MOUPOUNZA	GAB	
JU 1 ADDALA	TUN	60 : 57
2 BASULTO	CUB	60 : 57
3 BROWN	JAN	59 : 57
4 KANAKULYA	UGA	60 : 56
5 ISHIMARU	JPN	60 : 58

Welterweight 87 Kg **Poids welter 87 kg**
1/8 Bout: 251 /Aug. 08 **1/8 combat: 251/06 Aout**

NAME	CTRY	RESULTS / RESULTATS
* Nyman, Joni	FIN	PTS 4 : 1
Joyce, Kieran	IRL	
R/A HONG	VEN	
JU 1 HIOUAD	MAR	59 : 57
2 KONNOR	USA	58 : 59
3 CORDERO RAMIREZ	DOM	59 : 56
4 ISHIMARU	JPN	59 : 56
5 NARSI	IND	59 : 58

Welterweight 67 Kg **Poids welter 87 kg**
1/8 Bout: 252/Aug.06 **1/8 combat: 252/08 Aout**

NAME	CTRY	RESULTS / RESULTATS
Kitengewa, Kitenge	ZAI	
* Frazer, Dwight	JAN	PTS 3 : 2
R/A KIRIAC	ROM	
JU 1 POUCHER	IRL	56 : 59
2 HAN	KOR	59 : 56
3 HONG	TPE	57 : 59
4 RODRIGUEZ	VEN	56 : 59
5 DELMONACO SHEE	CHI	59 : 59

Welterweight 67 Kg **Poids welter 87 kg**
1/8 Bout: 253/Aug.08 **1/8 combat: 253/08 Aout**

NAME	CTRY	RESULTS / RESULTATS
Wilson, Bernard	GRN	
* Koskela, Vesa	SWE	KO RD#3 1:25
R/A RODRIGUEZ	VEN	
JU 1 DELMONACO SHEE	CHI	
2 ADDALA	TUN	
3 HAN	KOR	
4 PASHA	PAK	
5 WALKER	NZL	

Welterweight 87 Kg **Poids welter 67 kg**
1/8 Bout: 254/Aug.08 **1/8 combat: 284/08 Aout**

NAME	CTRY	RESULTS / RESULTATS
Onsoy, Vedat	TUR	
* An, Young-Su	KOR	PTS 4 : 1
R/A RODRIGUEZ	VEN	
JU 1 HERNANDEZ	COL	57 : 59
2 BROWN	JAN	57 : 60
3 MALDONADO	PUR	58 : 56
4 HIOUAD	MAR	56 : 59
5 DAVIES	AUS	57 : 60

Welterweight 67 Kg **Poids welter 67 kg**
1/8 Bout: 255/Aug.06 **1/8 combat: 255/08 Aout**

NAME	CTRY	RESULTS / RESULTATS
Aboud, Kamel	ALG	
* Kuenzler, Alexander	FRG	PTS 4 : 1
R/A WALKER	NZL	
JU 1 TAVIRA ROMERO	MEX	57 : 60
2 KONNOR	USA	56 : 59
3 HAN	KOR	56 : 59
4 NARSI	IND	58 : 59
5 RODRIGUEZ	VEN	59 : 56

Welterweight 87 Kg **Poids welter 67 kg**
1/8 Bout: 258/Aug.08 **1/8 combat: 258/08 Aout**

NAME	CTRY	RESULTS / RESULTATS
Okumu, Peter	UGA	
* Bruno, Luciano	ITA	PTS 4 : 1
R/A CORDERO RAMIREZ	DOM	
JU 1 TAVIRA ROMERO	MEX	57 : 59
2 ISHIMARU	JPN	56 : 60
3 HONG	TPE	58 : 60
4 NARSI	IND	58 : 59
5 DAVIES	AUS	59 : 58

Welterweight 67 Kg **Poids welter 67 kg**
1/8 Bout: 257/Aug.08 **1/8 combat: 257/08 Aout**

NAME	CTRY	RESULTS / RESULTATS
Refai, Khemais	TUN	
* Leon, Genaro	MEX	PTS 3 : 2
R/A SZRAMKOWSKI	POL	
JU 1 KIRIAC	ROM	59 : 58
2 PASHA	PAK	57 : 59
3 ISHIMARU	JPN	60 : 58
4 LOPES	BRA	57 : 60
5 HONG	TPE	56 : 59

Welterweight 67 Kg **Poids welter 67 kg**
1/8 Bout: 258/Aug.06 **1/8 combat: 258/08 Aout**

NAME	CTRY	RESULTS / RESULTATS
* Breiland, Mark	USA	PTS 5:0
Obreja, Rudel	ROM	
R/A NARSI	IND	
JU 1 DAVIES	AUS	60 : 57
2 PASHA	PAK	60 : 56
3 DELMONACO SHEE	CHI	60 : 56
4 LOPES	BRA	60 : 57
5 HIOUAD	MAR	60 : 56

Welterweight 67 Kg **Poids welter 67 kg**
1/4 Bout: 302/Aug.08 **1/4 combat: 302/08 Aout**

NAME	CTRY	RESULTS / RESULTATS
* Nyman, Joni	FIN	PTS 5:0
Frazer, Dwight	JAN	
R/A SUKAR	THA	
JU 1 SOMODIO	PHI	60 : 57
2 ADDALA	TUN	60 : 57
3 OJO	NGR	60 : 57
4 RODRIGUEZ	VEN	59 : 56
5 HONG	TPE	60 : 58



Welterweight 67 Kg		Poids welter 67 kg	
1/4 Bout: 303/Aug.08		1/4 combat: 303/08 Aout	
NAME	CTRY	RESULTS / RESULTATS	
Koskela, Vesa	SWE		
* An, Young-Su	KOR	PTS 5:0	
R/A CORDERO RAMIREZ	DON		
JU 1 WILLIAMSON	USA	57 : 60	
2 ADDALA	TUN	59 : 59	
3 HIOUAD	MAR	58 : 59	
4 WALKER	NZL	58 : 59	
5 HERNANDEZ LOPEZ	COL	58 : 59	

Welterweight 87 Kg		Poids welter 87 kg	
1/4 Bout: 304/Aug.08		1/4 combat: 304/08 Aout	
NAME	CTRY	RESULTS / RESULTATS	
Kuenzler, Alexander	FRG		
* Bruno, Luciano	ITA	PTS 5:0	
R/A BASUTO MORALES	CUB		
JU 1 HONG	TPE	58 : 60	
2 GEDOAN	INA	58 : 60	
3 HAN	KOR	57 : 60	
4 VEGA	ECU	57 : 60	
5 RODRIGUEZ	VEN	58 : 59	

Welterweight 67 Kg		Poids welter 87 kg	
1/4 Bout: 305/Aug.08		1/4 combat: 305/08 Aout	
NAME	CTRY	RESULTS / RESULTATS	
Leon, Genaro	MEX		
* Breland, Mark	USA	KO RD #1 2 : 39	
R/A NOVICIC	YUG		
JU 1 KRAMHELLER	FRG		
2 NARSI	IND		
3 PASHA	PAK		
4 ADDALA	TUN		
5 HIOUAD	MAR		

Welterweight 87 Kg		Poids welter 87 kg	
1/2 Bout: 328/Aug.09		1/2 combat: 328/09 Aout	
NAME	CTRY	RESULTS / RESULTATS	
Nyman, Joni	FIN		
* An, Young-Su	KOR	PTS 3 : 2	
R/A BASULTO MORALES	CUB		
JU 1 HERNANDEZ LOPEZ	COL	58 : 59	
2 OJO	NGR	60 : 56	
3 ADDALA	TUN	58 : 59	
4 WALKER	NZL	58 : 59	
5 CORDERO RAMIREZ	DOM	60 : 57	

Welterweight 87 Kg		Poids welter 87 kg	
1/2 Bout: 329/Aug.09		1/2 combat: 329/09 Aout	
NAME	CTRY	RESULTS / RESULTATS	
Bruno, Luciano	ITA		
* Breland, Mark	USA	PTS 5:0	
R/A HIOUAD	MAR		
JU 1 ADDALA	TUN	57 : 60	
2 SOMODIO	PHI	54 : 60	
3 HONG	TPE	56 : 60	
4 HAN	KOR	57 : 60	
5 VEGA	ECU	55 : 60	

Welterweight 67 Kg		Poids welter 67 kg	
Final Bout: 337/Aug.11		Finale combat: 337/11 Aout	
NAME	CTRY	RESULTS / RESULTATS	
An, Young-Su	KOR		
* Breland, Mark	USA	PTS 5:0	
R/A KRAMHELLER	FRG		
JU 1 BALL	GBR	54 : 60	
2 POUCHER	IRL	53 : 60	
3 DOBREV	BUL	55 : 60	
4 VEGA	ECU	54 : 60	
5 HONG	TPE	55 : 60	

Light Middleweight 71 Kg		Poids sur-welter 71 kg	
1/3 2 Bout: 024/July 29		1/32 combat: 024/29 Juil	
NAME	CTRY	RESULTS / RESULTATS	
Kapito, Fletcher	MAW		
* Marial, Augsiino	SUD	PTS 3 : 2	
R/A FERNANDEZ	PAN		
JU 1 TAVIRA	MEX	60 : 57	
2 BALL	GBR	57 : 59	
3 KIRIAC	ROM	57 : 59	
4 HAN	KOR	59 : 58	
5 WALKER	NZL	56 : 60	

Light Middleweight 71 Kg		Poids sur-welter 71 kg	
1/32 Bout: 025/July 29		1/32 combat: 025/29 Juil	
NAME	CTRY	RESULTS / RESULTATS	
* Ahn, Dal-Ho	KOR	PTS 5:0	
Simion, Gheorghie	ROM		
R/A CORDERO	DOM		
JU 1 KONNOR	USA	60 : 56	
2 OJO	NGR	59 : 58	
3 HIOUAD	MAR	59 : 58	
4 BASULTO	CUB	59 : 58	
5 LONES	CAN	59 : 57	

Light Middleweight 71 Kg		Poids sur-welter 71 kg	
1/16 Bout: 085/July 31		1/16 combat: 065/31 Juil	
NAME	CTRY	RESULTS / RESULTATS	
Milio, Ambrose	ZIM		
* Zielonka, Manfred	FRG	PTS 4 : 1	
R/A NARSI	IND		
JU 1 HAN	KOR	58 : 59	
2 WILLIAMSON	USA	56 : 59	
3 FERNANDEZ	PAN	57 : 60	
4 VEGA	ECU	59 : 58	
5 HERNANDEZ	COL	55 : 60	

Light Middleweight 71 Kg		Poids sur-welter 71 kg	
1/16 Bout: 066/July 31		1/16 combat: 066/31 Juil	
NAME	CTRY	RESULTS / RESULTATS	
Galeano, Perfecto	PAR		
* Ollo, Gustavo Rene	ARG	PTS 5:0	
R/A SUKAR	THA		
JU 1 WILLIAMSON	USA	54 : 60	
2 LOWES	CAN	55 : 60	
3 NARSI	IND	58 : 59	
4 POUCHER	IRL	54 : 60	
5 ADDALA	TUN	58 : 59	

Light Middleweight 71 Kg		Poids sur-welter 71 kg	
1/16 Bout: 087/July 31		1/16 combat: 067/31 Juil	
NAME	CTRY	RESULTS / RESULTATS	
* Labrosse, Ralph	SEY	PTS 4:1	
Mella, Pierre Claver	CMR		
R/A DAVIES	AUS		
JU 1 FERNANDEZ	PAN	59 : 58	
2 HERNANDEZ	COL	59 : 56	
3 PASHA	PAK	58 : 59	
4 BASUTO	CUB	59 : 58	
5 LOPES	BRA	59 : 58	

Light Middleweight 71 Kg		Poids sur-welter 71 kg	
1/16 Bout: 088/July 31		1/16 combat: 088/31 Juil	
NAME	CTRY	RESULTS / RESULTATS	
* Sery, Gnohere	CIV	KO RD#2 1:10	
Aumua, Salulolo	SAN		
R/A DOBREV	BUL		
JU 1 RODRIGUEZ	VEN		
2 SOMODIO	PHI		
3 NARSI	IND		
4 NOVICIC	YUG		
5 TAVIRA ROMERO	MEX		

Light Middleweight 71 Kg		Poids sur-welter 71 kg	
1/16 Bout: 069/July 31		1/16 combat: 089/31 Juil	
NAME	CTRY	RESULTS / RESULTATS	
Finch, Rihard	AUS		
* Kapopo, Christopher	ZAM	PTS 4:1	
R/A ISHIMARU	JPN		
JU 1 KIRIAC	ROM	57 : 58	
2 KRAMHELLER	FRG	57 : 58	
3 CORDERO RAMIREZ	DOM	59 : 58	
4 DELMONACO SHEE	CHI	57 : 58	
5 LOWES	CAN	55 : 57	

Light Middleweight 71 Kg		Poids sur-welter 71 kg	
1/16 Bout: 070/July 31		1/16 combat: 070/31 Juil	
NAME	CTRY	RESULTS / RESULTATS	
* Tibazi, Abdellah	MAR	PTS 5:0	
Mehinto, Maxime	BEN		
R/A SOMODIO	PHI		
JU 1 GEDOAN	INA	60 : 55	
2 PASHA	PAK	60 : 54	
3 WILLIAMSON	USA	60 : 48	
4 QUACCI	ITA	60 : 54	
5 BASULO MORALES	CUB	60 : 55	

Light Middleweight 71 Kg		Poids sur-welter 71 kg	
1/16 Bout: 071/July 31		1/16 combat: 071/31 Juil	
NAME	CTRY	RESULTS / RESULTATS	
Ayed, Lotfi	SWE		
* Tate, Frank	USA	PTS 5:0	
R/A OJO	NGR		
Ju 1 RODRIGUEZ	VEN	57 : 60	
2 VEGA	ECU	57 : 60	
3 KANAKUYA	UGA	57 : 60	
4 DAVIES	AUS	58 : 59	
5 SOMODIO	PHI	58 : 59	

Light Middleweight 71 Kg		Poids sur-welter 71 kg	
1/16 Bout: 072/July 31		1/16 combat: 072/31 Juil	
NAME	CTRY	RESULTS / RESULTATS	
Storey, Samuel	IRL		
* Casamonica, Romolo	ITA	RSCH RD #3 1 : 51	
R/A HAN	KOR		
JU 1 BROWN	JAN		
2 DELMONACO SHEE	CHI		
3 WILLIAMSON	USA		
4 WALKER	NZL		
5 OJO	NGR		

Light Middleweight 71 Kg		Poids sur-welter 71 kg	
1/16 Bout: 081/July 31		1/16 combat: 081/31 Juil	
NAME	CTRY	RESULTS / RESULTATS	
* Lutui, Elone	TON	PTS 4:1	
Inyama, Fubulume	ZAI		
R/A TAVIRA ROMERO	MEX		
JU 1 KRAMHELLER	FRG	58 : 60	
2 NOVICIC	YUG	60 : 59	
3 LONES	CAN	60 : 57	
4 RODRIGUEZ	VEN	59 : 58	
5 HAN	KOR	59 : 58	

Light Middleweight 71 Kg		Poids sur-welter 71 kg	
1/16 Bout: 082/July 31		1/16 combat: 082/31 Juil	
NAME	CTRY	RESULTS / RESULTATS	
Claudii, Victor	PUR		
* Cole, Isreal	SLE	RSCH RD # 1 2:50	
R/A PASHA	PAK		
JU 1 SUKAR	THA		
2 BALL	GBR		
3 HIOUAD	MAR		
4 HERNANDEZ	COL		
5 RODRIGUEZ	VEN		

Light Middleweight 71 Kg		Poids sur-welter 71 kg	
1/16 Bout: 083/July 31		1/16 combat: 083/31 Juil	
NAME	CTRY	RESULTS / RESULTATS	
* Byarugaba, Vicky	UGA	PTS 4 : 1	
Auseth, Simen	NOR		
R/A KONNOR	USA		
JU 1 BROWN	JAN	57 : 58	
2 BASULTO	CUB	60 : 57	
3 NARSI	IND	60 : 57	
4 SOMODIO	PHI	60 : 57	
5 VEGA	ECU	59 : 58	

Light Middleweight 71 Kg		Poids sur-welter 71 kg	
1/16 Bout: 084/July 31		1/16 combat: 084/31 Juil	
NAME	CTRY	RESULTS / RESULTATS	
Sadik, Sullemana	GHA		
* Tiozzo, Christophe	FRA	PTS 5:0	
R/A DELMONACO SHEE	CHI		
JU 1 FERNANDEZ	PAN	57 : 60	
2 TAVIRA ROMERO	MEX	54 : 60	
3 HONG	TPE	56 : 60	
4 HAN	KOR	57 : 59	
5 HERNANDEZ	COL	56 : 60	

Boxing

Boxe

Welterweight
148 pounds

Poids welter
67 kg

1/32 (July/Jul 29)	1/16 (Aug/Aout 01)	1/8 (Aug/Aout 06)	1/4 (Aug/Aout 08)	1/2 (Aug/Aout 09)	Final/Finale (Aug/Aout 11)
Georges-Claude Ngangue (CMR)	Bye	Bye	Bye	Bye	Bye
	Ngangue				
Joni Nyman (FIN)	Bye	Nyman	PTS 5 : 0		
	Nyman				
Kieran Joyce (IRL)	Bye	Joyce	PTS 4 : 1		
	Joyce				
Basil Boniface (SEY)	Bye	Boniface	RSCH 1 : 14 (2nd)		
	Boniface				
Kitenge Kitengewa (ZAI)	Bye	Kitengewa	PTS 5 : 0		
	Kitengewa				
Lefa Tsapi (LES)	Bye	Tsapi	RSCH 2:10 (1st)		
	Tsapi				
Fransisco Lisboa (INA)	Bye	Lisboa	Frazer	PTS 3 : 2	
	Lisboa				
Dwight Frazer (JAM)	Bye	Frazer	PTS 5:0		
	Frazer				
Bernard Wilson (GRN)	Bye	Wilson	Wilson		An PTS 3 : 2
	Wilson				
Roland Omoruyi (NGR)	Bye	Omoruyi	RSCH 1 : 56 (3rd)		
	Omoruyi				
Abrar Husain Syed (PAK)	Bye	Syed	Koskela	KO 1 : 25 (3rd)	
	Syed				
Vesa Koskela (SWE)	Bye	Koskela	PTS 4 : 1		
	Koskela				
Saikoloni Hala (TON)	Bye	Hala	Onsoy	PTS 5 : 0	
	Hala				
Vedat Onsoy (TUR)	Bye	Onsoy	PTS 5:0		
	Onsoy				
Man-Bahadur Shrestha (NEP)	Bye	Shrestha	An	PTS 4 : 1	
	Shrestha				
Young-Su An (KOR)	An	An	WKR		
Abock Shoak (SUD)	PTS 5:0				Breland PTS 5:0
Henry Kalunga (ZAM)	Bye	Kalunga	Aboud	PTS 5:0	
	Kalunga				
Kamel Aboud (ALG)	Bye	Aboud	PTS 5:0		
	Aboud				
Mohamedali Aldahan (SYR)	Bye	Aldahan	Kuenzler	PTS 4:1	
	Aldahan				
Alexander Kuenzler (FGR)	Bye	Kuenzler	PTS 5 : 0		
	Kuenzler				
Peter Okumu (UGA)	Bye	Okumu	Okumu	PTS 3 : 2	
	Okumu				
Neva Mkadala (TAN)	Bye	Mkadala	Bruno	PTS 4:1	
	Mkadala				
Georges Boco (BEN)	Bye	Boco	Bruno	PTS 5 : 0	
	Boco				
Luciano Bruno (ITA)	Bye	Bruno	PTS 5 : 0		
	Bruno				
Konrad Koenig (AUT)	Bye	Koenig	Refai	RSCH 1:56 (1st)	
	Koenig				
Khemais Refai (TUN)	Bye	Refai	Leon	PTS 3 : 2	
	Refai				
Nobuaki Hiranaka (JPN)	Bye	Hiranaka	Leon	PTS 5:0	
	Hiranaka				
Genaro Leon (MEX)		Leon	PTS 5:0		
	Leon				
Daniel Omar Dominquez (ARG)		PTS 5 : 0			
Wayne Gordon (CAN)		Breland			
Mark Breland (USA)	PTS 5:0	Breland			
Carlos Reyes (PUR)	Bye	Reyes	RSC 0:19 (3rd)		
	Reyes				
Rudel Obreja (ROM)		Obreja			
	Obreja				
Antoine Loungoude (CAF)		KO 2 : 46 (1st)	Obreja	PTS 5 : 0	
	Obreja				
Michael Hughes (GBR)		Hughes	PTS 5:0		
	Hughes				
Paul Rasamimanana (MAD)		PTS 5:0			
	PTS 5:0				



Light Middleweight 71 Kg		Poids sur-welter 71 kg	
1/16 Bout: 085/July 31		1/16 combat: 085/31 Juil	
NAME	CTRY	RESULTS / RESULTATS	
* Ogiwara, Chiharu	JPN	KO RD # 1 2 : 59	
Centeno, Mario	NCA		
R/A HIOUAD	MAR		
JU 1 POUCHER	IRL		
2 QUACCI	ITA		
3 WALKER	NZL		
4 MOUPOUNZA	GAB		
5 HERNANDEZ	COL		

Light Middleweight 71 Kg		Poids sur-welter 71 kg	
1/16 Bout 088/July 31		1/16 combat: 086/31 Juil	
NAME	CTRY	RESULTS / RESULTATS	
Okumu, Stephen	KEN		
* Douglas, Roderick	GBR	PTS 4:1	
R/BASULTO	CUB		
JU 1 HAN	KOR	57 : 80	
2 ISHIMARU	JPN	58 : 60	
3 DAVIES	AUS	59 : 58	
4 BROWN	JAM	56 : 80	
5 CORDERO	DOM	58 : 59	

Light Middleweight 71 Kg		Poids sur-welter 71 kg	
1/16 Bout: 087/July 31		1/16 combat: 087/31 Juil	
NAME	CTRY	RESULTS / RESULTATS	
* O'Sullivan, Shawn	CAN	RSCH RD # 2 1:58	
Halibi, Mohamadrajab	LIB		
R/A SUKAR	THA		
JU 1 DOBREV	BUL		
2 KIRIAC	ROM		
3 ISHIMARU	JPN		
4 RODRIGUEZ	VEN		
5 VEGA	ECU		

Light Middleweight 71 Kg		Poids sur-welter 71 kg	
1/16 Bout: 088/July 31		1/16 combat: 088/31 Juil	
NAME	CTRY	RESULTS / RESULTATS	
Marial, Augsiino	SUD		
* Ahn, Dal-Ho	KOR	PTS 5:0	
R/A POUCHER	IRL		
JU 1 BALL	GBR	55 : 60	
2 KONNOR	USA	54 : 60	
3 LOWES	CAN	55 : 80	
4 RODRIGUEZ	VEN	55 : 60	
5 DAVIES	AUS	56 : 60	

Light Middleweight 71 Kg		Poids sur-welter 71 kg	
1/8 Bout: 239/Aug. 06		1/8 combat: 239/06 Aout	
NAME	CTRY	RESULTS / RESULTATS	
* Zielonka, Manfred	FRG	PTS 5:0	
Olo, Gustavo Rene	ARG		
R/A ADDALA	TUN		
JU 1 HIOUAD	MAR	60 : 57	
2 BROWN	JAM	60 : 58	
3 CORDERO	DOM	60 : 57	
4 NARSI	IND	60 : 56	
5 PASHA	PAK	60 : 58	

Light Middleweight 71 Kg		Poids sur-welter 71 kg	
1/8 Bout: 240/Aug.08		1/8 combat: 240/06 Aout	
NAME	CTRY	RESULTS / RESULTATS	
Labrosse, Ralph	SEY		
* Sery, Gnohere	CIV	PTS 4 : 1	
R/A WILLIAMSON	USA		
JU 1 MALDONADO	PUR	60 : 55	
2 ISHIMARU	JPN	59 : 59	
3 HAN	KOR	57 : 60	
4 BALL	GBR	57 : 60	
5 HONG	TPE	57 : 60	

Light Middleweight 71 Kg		Poids sur-welter 71 kg	
1/8 Bout: 241/Aug.06		1/8 combat: 241/08 Aout	
NAME	CTRY	RESULTS / RESULTATS	
* Kapopo, Christopher	ZAM	PTS 3 : 2	
Tibazi, Abdellah	WAR		
R/A POUCHER	IRL		
JU 1 SZRAMKOWSKI	POL	58 : 58	
2 LOWES	CAN	60 : 57	
3 DAVIES	AUS	59 : 58	
4 TAVIRA ROMERO	MEX	58 : 58	
5 LOPES	BRA	60 : 58	

Light Middleweight 71 Kg		Poids sur-welter 71 kg	
1/8 Bout: 242/Aug.06		1/8 combat: 242/06 Aout	
NAME	CTRY	RESULTS / RESULTATS	
* Tate, Frank	USA	PTS 5:0	
Casamonica, Romolo	ITA		
R/A DAVIES	AUS		
JU 1 WALKER	NZL	59 : 57	
2 HAN	KOR	59 : 57	
3 ISHIMARU	JPN	59 : 58	
4 ADDALA	TUN	59 : 58	
5 MOUPOUNZA	GAB	60 : 57	

Light Middleweight 71 Kg		Poids sur-welter 71 kg	
1/8 Bout: 243/Aug.08		1/8 combat: 243/06 Aout	
NAME	CTRY	RESULTS / RESULTATS	
Lutui, Elone	TON		
* Cole, Isreal	SLE	RSCH RD #2 1:23	
R/A BALL	GBR		
JU 1 QUACCI	ITA		
2 MALDONADO	PUR		
3 ISHIMARU	JPN		
4 PASHA	PAK		
5 DELMONACO SHEE	CHI		

Light Middleweight 71 Kg		Poids sur-welter 71 kg	
1/8 Bout: 244/Aug.08		1/8 combat: 244/98 Aout	
NAME	CTRY	RESULTS / RESULTATS	
Byarugaba, Vicky	UGA		
* Tiozzo, Christophe	FRA	PTS 5:0	
R/A HAN	KOR		
JU 1 ISIMARU	JPN	56 : 60	
2 BROWN	JAN	55 : 60	
3 TAVIRA ROMERO	MEX	54 : 60	
4 DAVIES	AUS	57 : 60	
5 LOPES	BRA	57 : 60	

Light Middleweight 71 Kg		Poids sur-welter 71 kg	
1/8 Bout: 245/Aug.06		1/8 combat: 245/06 Aout	
NAME	CTRY	RESULTS / RESULTATS	
Ogiwara, Chiharu	JPN		
* Douglas, Roderick	GBR	PTS 4 : 1	
R/A HIOUAD	WAR		
JU 1 ADDALLA	TUN	57 : 60	
2 CORDERO	DOM	57 : 59	
3 WILLIAMSON	USA	58 : 59	
4 LOPES	BRA	59 : 58	
5 WALKER	NZL	58 : 60	

Light Middleweight 71 Kg		Poids sur-welter 71 kg	
1/8 Bout: 246/Aug. 06		1/8 combat: 246/08 Aout	
NAME	CTRY	RESULTS / RESULTATS	
* O'Sullivan, Shawn	CAN	RSC RD # 1 1 : 28	
Ahn,Dal-Ho	KOR		
R/A SZRAMKOWSKI	POL		
JU 1 BALL	GBR		
2 WALKER	NZL		
3 HONG	TPE		
4 HIOUAD	WAR		
5 DELMONACOSHEE	CHI		

Light Middleweight 71 Kg		Poids sur-welter 71 kg	
1/4 Bout: 290/Aug. 08		1/4 combat: 290/08 Aout	
NAME	CTRY	RESULTS / RESULTATS	
* Zielonka, Manfred	FRG	PTS 5:0	
Sery, Gnohere	CIV		
R/A LOWES	CAN		
JU 1 BASUL TO	CUB	59 : 58	
2 ISHIMARU	JPN	60 : 58	
3 HAN	KOR	59 : 58	
4 LOPES	BRA	60 : 57	
5 VEGA	ECU	60 : 57	

Light Middleweight 71 Kg		Poids sur-welter 71 kg	
1/4 Bout: 291/Aug.08		1/4 combat: 291/08 Aout	
NAME	CTRY	RESULTS / RESULTATS	
Kapopo, Christopher	ZAM		
* Tate, Frank	USA	RSCH RD # 1 2 : 50	
R/A KRAMHELLER	FRG		
JU 1 NARSI	IND		
2 HERNANDEZ	COL		
3 GEDOAN	INA		
4 WALKER	NZL		
5 POUCHER	IRL		

Light Middleweight 71 Kg		Poids sur-welter 71 kg	
1/4 Bout: 292/Aug.08		1/4 combat: 292/08 Aout	
NAME	CTRY	RESULTS / RESULTATS	
Cole, Isreal	SLE		
* Tiozzo, Christophe	FRA	PTS 5:0	
R/A RODRIGUEZ	VEN		
JU 1 VEGA	ECU	56 : 60	
2 HAN	KOR	58 : 80	
3 SUKAR	THA	56 : 80	
4 BASULTO	CUB	58 : 80	
5 BROWN	JAM	54 : 60	

Light Middleweight 71 Kg		Poids sur-welter 71 kg	
1/4 Bout: 293/Aug.08		1/4 combat: 293/08 Aout	
NAME	CTRY	RESULTS / RESULTATS	
Douglas, Roderick	GBR		
* O'Sullivan, Shawn	CAN	PTS 5:0	
R/A ADDALA	TUN		
JU 1 HIOUAD	WAR	57 : 59	
2 WALKER	NZL	58 : 59	
3 HONG	TPE	57 : 59	
4 HAN	KOR	55 : 80	
5 HERNANDEZ	COL	57 : 60	

Light Middleweight 71 Kg		Poids sur-welter 71 kg	
1/2 Bout: 316/Aug.09		1/2 combat: 316/09 Aout	
NAME	CTRY	RESULTS / RESULTATS	
Zielonka, Manfred	FRG		
* Tate, Frank	USA	WKR	
R/A ADDALA	TUN		
JU 1 HIOUAD	WAR		
2 ISHIMARU	JPN		
3 HONG	TPE		
4 SOMODIO	PHI		
5 HERNANDEZ	COL		

Light Middleweight 71 Kg		Poids sur-welter 71 kg	
1/29 Bout: 317/Aug.09		1/2 combat: 317/09 Aout	
NAME	CTRY	RESULTS / RESULTATS	
Tiozzo, Christophe	FRA		
* O'Sullivan, Shawn	CAN	REV 4 : 1	
R/A NARSI	IND		
JURY 1 LUMRERAS	PER	59 : 58	
2 RASHID	PAK	58 : 59	
3 KHALI	ALG	58 : 80	
4 MORILLAS	ARG	58 : 59	
5 TUNSTALL	AUS	57 : 60	

Light Middleweight 71 Kg		Poids sur-welter 71 kg	
Final Bout: 343/Aug. 11		Finale combat: 343/11 Aout	
NAME	CTRY	RESULTS / RESULTATS	
* Tate, Frank	USA	PTS 5:0	
O'Sullivan, Shawn	CAN		
R/A KIRIAC	ROM		
JU 1 POUCHER	IRL	58 : 57	
2 WALKER	NZL	59 : 57	
3 HAN	KOR	59 : 58	
4 ADDALA	TUN	59 : 58	
5 OJO	NGR	59 : 58	

Boxing

Boxe

Light Middleweight
157 pounds

Poids sur-welter
71 kg

1 / 32 (July / Juil 29)	1 / 16 (July / Juil 31)	1 / 8 (Aug / Aout 06)	1 / 4 (Aug / Aout 08)	1 / 2 (Aug / Aout 09)	Final / Finale (Aug / Aout 11)
Ambrose Miilo (ZIM)	Miilo	Zielonka	Zielonka	Zielonka	
Bye		PTS 4:1			
Manfred Zielonka (FRG)	Zielonka		Zielonka		
Bye			PTS 5:0		
Perfecto Galeano (PAR)	Galeano	Olo			
Bye		PTS 5:0			
Gustavo Rene Olo (ARG)	Olo			Zielonka	
Bye				PTS 5:0	
Ralph Labrosse (SEY)	Labrosse	Labrosse			
Bye		PTS 4: 1			
Pierre Claver Mella (CMR)	Mella		Sery		
Bye			PTS 4: 1		
Gnohere Sery (CIV)	Sery	Sery			
Bye		KO 1:10 (2nd)			
Salulolo Aumua (SAM)	Aumua				
Bye					
Richard Finch (AUS)	Finch	Kapopo			
Bye		PTS 4: 1			
Christopher Kapopo (ZAM)	Kapopo		Kapopo		
Bye			PTS 3:2		
Abdellah Tibazi (MAR)	Tibazi	Tibazi			
Bye		PTS 5:0			
Maxime Mehinto (BEN)	Mehinto				
Bye					
Lotfi Ayed (SWE)	Ayed	Tate			
Bye		PTS 5:0			
Frank Tate (USA)	Tate		Tate		
Bye			PTS 5:0		
Samuel Story (IRL)	story	Casamonica			
Bye		RSCH 1:51 (3rd)			
Romolo Casamonica (ITA)	Casamonica				
Bye					
Elone Lutui (TON)	Lutui	Lutui			
Bye		PTS 4: 1			
Fabulume Inyama (ZAI)	Inyama		Cole		
Bye			RSCH 1:23 (2nd)		
Victor Claudio (PUR)	Claudio	Cole			
Bye		RSCH 2:50 (1st)			
Isreal Cole (SLE)	Cole				
Bye					
Vicky Byarugaba (UGA)	Byarugaba	Byarugaba			
Bye		PTS 4:1			
Simen Ausetth (NOR)	Ausetth		Tiozzo		
Bye			PTS 5:0		
Sulemana Sadik (GHA)	Sadik	Tiozzo			
Bye		PTS 5:0			
Christophe Tiozzo (FRA)	Tiozzo				
Bye					
Chiharu Ogiwara (JPN)	Ogiwara	Ogiwara			
Bye		KO 2:59 (1st)			
Mario Centeno (NCA)	Centeno		Douglas		
Bye			PTS 4:1		
Stephen Okumu (KEN)	Okumu	Douglas			
Bye		PTS 4: 1			
Roderick Douglas (GBR)	Douglas				
Bye					
Shawn O'Sullivan (CAN)	O'Sullivan	O'Sullivan			
Bye		RSCH 1:58 (2nd)			
Mohamadrajab Halibi (LIB)	H a l i h i		O'Sullivan		
Bye			RSC 1:28 (1st)		
Fletcher Kapito (MAW)	Marial	Ahn			
Bye		PTS 3:2			
Augsino Marial (SUD)	PTS 3:2				
Dai-Ho Ahn (KOR)	Ahn	PTS 5:0			
Bye					
Gheorghe Simion (ROM)	PTS 5:0				

Tate

WKR

Tate

RSCH 2:50 (1st)

Tate

PTS 5:0

O'Sullivan

REV 4:1



Middleweight 75 Kg		Poids moyen 75 kg	
1/16 Bout: 040/July 30		1/16 combat: 040/30 Juil	
NAME	CTRY	RESULTS / RESULTATS	
Neblett, Edward	BAR		
* Hill, Virgil	USA	RSC RD # 2 2 : 47	
R/A RODRIGUEZ	VEN		
JU 1 SOMODIO	PHI		
2 VEGA	ECU		
3 HAN	KOR		
4 OJO	NGR		
5 KRAMHELLER	FRG		

Middleweight 75 Kg		Poids moyen 75 kg	
1/16 Bout: 041/July 30		1/16 combat: 041/30 Juil	
NAME	CTRY	RESULTS / RESULTATS	
* Skaro, Damir	YUG	RSCH RD # 3 1 : 28	
Elgindy, Ahmed	EGY		
R/A FILIPPELLI	USA		
JU 1 BASULTO	CUB		
2 HERNANDEZ	COL		
3 DELMONACO SHEE	CHI		
4 HONG	TPE		
5 ISHIMARU	JPN		

Middleweight 75 Kg		Poids moyen 75 kg	
1/16 Bout: 042/July 30		1/16 combat: 042/30 Juil	
NAME	CTRY	RESULTS / RESULTATS	
* Corti, Hugo Antonio	ARG	PTS 5:0	
Bauer, Andreas	FRG		
R/A SUKAR	THA		
JU 1 SOMODIO	PHI	60 : 58	
2 LOWES	CAN	60 : 56	
3 HOLAUS	USA	60 : 55	
4 WALKER	NZL	60 : 56	
5 HIOUAD	MAR	60 : 58	

Middleweight 75 Kg		Poids moyen 75 kg	
1/16 Bout: 043/July 30		1/16 combat: 043/30 Juil	
NAME	CTRY	RESULTS / RESULTATS	
Cannon, Brendon	AUS		
* Duff, Rick	CAN	PTS 5:0	
R/A BALL	GBR		
JU 1 KIRIAC	ROM	58 : 57	
2 KANAKULYA	UGA	57 : 58	
3 ADDALA	TUN	55 : 57	
4 RODRIGUEZ	VEN	58 : 57	
5 KRAMHELLER	FRG	55 : 56	

Middleweight 75 Kg		Poids moyen 75 kg	
1/16 Bout:044/July 30		1/16 combat: 044/30 Juil	
NAME	CTRY	RESULTS / RESULTATS	
Lihanda, Patrick	UGA		
* Shin, Joon-Sup	KOR	PTS 5:0	
R/A NOVICIC	YUG		
JU 1 POUCHER	IRL	58 : 60	
2 LOWES	CAN	56 : 60	
3 FILIPPELLI	USA	58 : 60	
4 DELMONCO SHEE	CHI	57 : 60	
5 DAVIES	AUS	57 : 60	

Middleweight 75 Kg		Poids moyen 75 kg	
1/16 Bout: 045/July 30		1/16 combat: 045/30 Juil	
NAME	CTRY	RESULTS / RESULTATS	
Laasanen, Pekka	FIN		
* Okorodudu, Jeremiah	NGR	PTS 5:0	
R/A WALKER	NZL		
JU 1 SOMODIO	PHI	58 : 59	
2 HAN	KOR	56 : 60	
3 LOPES	BRA	56 : 60	
4 HOLAUS	USA	55 : 60	
5 CORDERO	DOM	56 : 60	

Middleweight 75 Kg		Poids moyen 75 kg	
1/16 Bout: 046/July 30		1/16 combat: 046/30 Juil	
NAME	CTRY	RESULTS / RESULTATS	
* Corr, Thomas	IRL	PTS 5:0	
Mayero Chiponda, Arigoma	ZIM		
R/A TAVIRA ROMERO	MEX		
JU 1 LOWES	CAN	60 : 55	
2 GEDOAN	INA	60 : 58	
3 PASHA	PAK	60 : 58	
4 LOPES	BRA	60 : 56	
5 DELMONACO SHEE	CHI	60 : 58	

Middleweight 75 Kg		Poids moyen 75 kg	
1/16 Bout: 047/July 30		1/16 combat: 047/30 Juil	
NAME	CTRY	RESULTS / RESULTATS	
* Van Raamsdonk, Pedro	HOL	PTS 4 : 1	
Oga, Augustus	KEN		
R/A CORDERO	DOM		
JU 1 HOLAUS	USA	60 : 57	
2 ISHIMARU	JPN	58 : 60	
3 NARSI	IND	59 : 58	
4 RODRIGUEZ	VEN	59 : 58	
5 HERNANDEZ	COL	59 : 57	

Middleweight 75 Kg		Poids moyen 75 kg	
1/16 Bout: 048/July 30		1/16 combat: 048/30 Juil	
NAME	CTRY	RESULTS / RESULTATS	
Kamela, Paul	CMR		
* Cruciani, Noe	ITA	PTS 5:0	
R/A BASULTO	CUB		
JU 1 LOWES	CAN	57 : 59	
2 SUKAR	THA	57 : 60	
3 HONG	TPE	58 : 59	
4 VEGA	ECU	58 : 59	
5 HERNANDEZ	COL	57 : 59	

Middleweight 75 Kg		Poids moyen 75 kg	
1/16 Bout: 049/July 39		1/16 combat: 049/30 Juil	
NAME	CTRY	RESULTS / RESULTATS	
* Tuvale, Paulo	SAM	RSCH RD #1 2 : 10	
Collins, Christopher	GRN		
R/A KANAKULYA	UGA		
JU 1 ADDALA	TUN		
2 DOBREV	BUL		
3 KIRIAC	ROM		
4 FILIPPELLI	USA		
5 NARSI	IND		

Middleweight 75 Kg		Poids moyen 75 kg	
1/16 Bout: 050/July 30		1/16 combat: 050/30 Juil	
NAME	CTRY	RESULTS / RESULTATS	
Havili, Otosico T	TON		
* Gonzalez, Aristides	PUR	PTS 4 : 1	
R/A KIRIAC	ROM		
JU 1 DOBREV	BUL	59 : 58	
2 HIOUAD	MAR	57 : 59	
3 SUKAR	THA	58 : 60	
4 VEGA	ECU	58 : 60	
5 KANAKULYA	UGA	58 : 60	

Middleweight 75 Kg		Poids moyen 75 kg	
1/8 Bout: 175/Aug.03		1/8 combat: 175/03 Aout	
NAME	CTRY	RESULTS / RESULTATS	
Sarnelli, Vincent	FRA		
* Mwaba, Moses	ZAM	KO RD # 1 2:03	
R/A GEDOAN	INA		
JU 1 DELMONACO SHEE	CHI		
2 RODRIGUEZ	VEN		
3 CORDERO	DON		
4 BROWN	JAN		
5 SOMODIO	PHI		

Middleweight 75 Kg		Poids moyen 75 kg	
1/8 Bout: 176/Aug.03		1/8 combat: 176/03 Aout	
NAME	CTRY	RESULTS / RESULTATS	
* Zaoui, Mohamed	ALG	RSC RD #2 0:22	
Monne, Tsiu	LES		
R/A DOBREV	BUL		
JU 1 SZRAMKOWSKI	POL		
2 HAN	KOR		
3 GEDOAN	INA		
4 LOPES	BRA		
5 DELMONACO SHEE	CHI		

Middleweight 75 Kg		Poids moyen 75 kg	
1/8 Bout: 177/Aug.03		1/8 combat 177/03 Aout	
NAME	CTRY	RESULTS / RESULTATS	
Schumacher, Brian	GBR		
* Hill, Virgil	USA	PTS 5:0	
R/A NARSI	IND		
JU 1 WALKER	NZL	58 : 60	
2 KANAKULYA	UGA	58 : 59	
3 OJO	NRG	54 : 60	
4 HAN	KOR	58 : 59	
5 SUKAR	THA	55 : 60	

Middleweight 75 Kg		Poids moyen 75 kg	
1/8 Bout: 178/Aug.03		1/8 combat 178/03 Aout	
NAME	CTRY	RESULTS / RESULTATS	
* Skaro, Damir	YUG	PTS 4 : 1	
Corti, Hugo Antonio	ARG		
R/A BASULTO	CUB		
JU 1 BROWN	JAN	58 : 59	
2 GEDOAN	INA	60 : 57	
3 NARSI	IND	60 : 55	
4 DAVIES	AUS	59 : 56	
5 MOUPOUNZA	GAB	60 : 56	

Middleweight 75 Kg		Poids moyen 75 kg	
1/8 Bout: 179/Aug.03		1/8 combat: 179/03 Aout	
NAME	CTRY	RESULTS / RESULTATS	
Duff, Rick	CAN		
* Shin, Joon-Sup	KOR	PTS 4 : 1	
R/A QUACCI	ITA		
JU 1 SZRAMKOWSKI	POL	58 : 60	
2 WALKER	NZL	57 : 60	
3 HERNANDEZ	COL	55 : 60	
4 LOPES	BRA	56 : 60	
5 KANAKULYA	UGA	59 : 58	

Middleweight 75 Kg		Poids moyen 75 kg	
1/8 Bout: 180/Aug.03		1/8 combat: 180/03 Aout	
NAME	CTRY	RESULTS / RESULTATS	
* Okorodudu, Jeremiah	NGR	PTS 4 : 1	
Corr, Thomas	IRL		
R/A VEGA	ECU		
JU 1 RODRIGUEZ	VEN	60 : 57	
2 LOWES	CAN	58 : 58	
3 CORDERO RAMIREZ	DOM	60 : 56	
4 SUKAR	THA	60 : 56	
5 SOMODIO	PHI	60 : 56	

Middleweight 75 Kg		Poids moyen 75 kg	
1/8 Bout: 181/Aug.03		1/8 combat: 181/03 Aout	
NAME	CTRY	RESULTS / RESULTATS	
* Van Raamsdonk, Pedro	HOL	PTS 5:0	
Cruciani, Noe	ITA		
R/A SOMODIO	PHI		
JU 1 HOLAUS	USA	60 : 58	
2 SUKAR	THA	60 : 58	
3 BROWN	JAM	60 : 56	
4 WALKER	NZL	60 : 58	
5 VEGA	ECU	60 : 57	

Middleweight 75 Kg		Poids moyen 75 kg	
1/8 Bout: 182/Aug.03		1/8 combat: 182/03 Aout	
NAME	CTRY	RESULTS / RESULTATS	
Tuvale, Paulo	SAM		
* Gonzalez, Aristides	PUR	PTS 5:0	
R/A BALL	GBR		
JU 1 QUACCI	ITA	57 : 60	
2 LOPES	BRA	58 : 60	
3 DELMONACO SHEE	CHI	57 : 60	
4 HAN	KOR	58 : 60	
5 SUKAR	THA	57 : 60	

Middleweight 75 Kg		Poids moyen 75 kg	
1/4 Bout: 270/Aug.07		1/4 combat: 270/07 Aout	
NAME	CTRY	RESULTS / RESULTATS	
Mwaba, Moses	ZAM		
* Zaoui, Mohamed	ALG	REV 4 : 1	
R/A LOWES	CAN		
JU 1 TAPSUWAN	THA	58 : 60	
2 IDZIAK	POL	58 : 59	
3 LUMBRERAS	PER	57 : 60	
4 LEBRON-ORTIZ	PUR	58 : 59	
5 KALTSCHMITT	GUA	60 : 56	

Middleweight 75 Kg		Poids moyen 75 kg	
1/4 Bout: 271/Aug.07		1/4 combat: 271/07 Aout	
NAME	CTRY	RESULTS / RESULTATS	
* Hill, Virgil	USA	PTS 4 : 1	
Skaro, Damir	YUG		
R/A SUKAR	THA		
JU 1 SOMODIO	PHI	60 : 56	
2 DELMONACO SHEE	CHI	60 : 57	
3 WALKER	NZL	59 : 58	
4 OJO	NGR	58 : 59	
5 HONG	TPE	60 : 58	

Boxing

Boxe

Middleweight 75 Kg		Poids moyen 75 kg	
1/4 Bout: 272/Aug.07		1/4 combat: 272/07 Aout	
NAME	CTRY	RESULTS	RESULTATS
* Shin, Joon-Sup	KOR	PTS 4 : 1	
Okorodudu, Jeremiah	NGR		
R/A QUACCI	ITA		
JU 1 HOLAUS	USA	57 : 60	
2 TAVIRA ROMERO	MEX	59 : 58	
3 HONG	TPE	59 : 58	
4 DELMONACO SHEE	CHI	59 : 58	
5 RODRIGUEZ	VEN	59 : 58	

Middleweight 75 Kg		Poids moyen 75 kg	
1/4 Bout: 273/Aug.07		1/4 combat: 273/07 Aout	
NAME	CTRY	RESULTS	RESULTATS
Van Raamsdonk, Pedro	HOL		
* Gonzalez, Aristides	PUR	PTS 4 : 1	
R/A RODRIGUEZ	VEN		
JU 1 KANAKULYA	UGA	57 : 60	
2 ISHIMARU	JPN	58 : 59	
3 SOMODIO	PHI	57 : 60	
4 HONG	TPE	57 : 58	
5 OJO	NGR	59 : 58	

Middleweight 75 Kg		Poids moyen 75 kg	
1/2 Bout: 318/Aug.09		1/2 combat: 318/09 Aout	
NAME	CTRY	RESULTS	RESULTATS
Zaoui, Mohamed	ALG		
* Hill, Virgil	USA	PTS 5:0	
R/A SZRAMKOWSKI	POL		
JU 1 QUACCI	ITA	55 : 60	
2 VEGA	ECU	55 : 60	
3 HERNANDEZ	COL	55 : 60	
4 HAN	KOR	55 : 60	
5 PASHA	PAK	54 : 60	

Middleweight 75 Kg		Poids moyen 75 kg	
1/2 Bout: 319/Aug.09		1/2 combat: 319/09 Aout	
NAME	CTRY	RESULTS	RESULTATS
* Shin, Joon-Sup	KOR	PTS 4 : 1	
Gonzalez, Aristides	PUR		
R/A QUACCI	ITA		
JU 1 NOVICIC	YUG	60 : 58	
2 WALKER	NZL	60 : 57	
3 ADDALA	TUN	58 : 59	
4 HONG	TPE	59 : 58	
5 HIQUAD	MAR	59 : 59	

Middleweight 75 Kg		Poids moyen 75 kg	
Final Bout: 338/Aug.11		Finale combat: 338/11 Aout	
NAME	CTRY	RESULTS	RESULTATS
Hill, Virgil	USA		
* Shin, Joon-Sup	KOR	PTS 3 : 2	
R/A WALKER	NZL		
JU 1 HIQUAD	MAR	59 : 58	
2 ADDALA	TUN	59 : 59	
3 KIRIAC	ROM	58 : 59	
4 KRAMHELLER	FRG	59 : 58	
5 HONG	TPE	58 : 60	

Light Heavyweight 81 Kg		Poids mi-lourd 81 kg	
1/16 Bout: 038/July 30		1/16 combat: 038/30 Juil	
NAME	CTRY	RESULTS	RESULTATS
* Michael, Nassoro	TAN	RSCH RD # 1	1 : 17
Hanninen, Juha	FIN		
R/A TAVIRA ROMERO	MEX		
JU 1 HOLAUS	USA		
2 HAN	KOR		
3 ISHIMARU	JPN		
4 VEGA	ECU		
5 WALKER	NZL		

Light Heavyweight 81 Kg		Poids mi-lourd 81 kg	
1/16 Bout: 039/July 30		1/16 combat: 039/30 Juil	
NAME	CTRY	RESULTS	RESULTATS
Elnaggar, Ahmed	EGY		
* Okello, Syivaus	KEN	RSCH RD # 3 2 : 42	
R/A PASHA	PAK		
JU 1 DOBREV	BUL		
2 FERNANDEZ	PAN		
3 KRAMHELLER	FRG		
4 LOPES	BRA		
5 MALDONADO	PUR		

Light Heavyweight 81 Kg		Poids mi-lourd 81 kg	
1/16 Bout: 051/July 30		1/16 combat: 051/30 Juil	
NAME	CTRY	RESULTS	RESULTATS
Akay, Tajju	GHA		
* Holyfield, Evander	USA	RSCH RD # 3 2:14	
R/A QUACCI	ITA		
JU 1 POUCHER	IRL		
2 RODRIGUEZ	VEN		
3 LOPES	BRA		
4 HAN	KOR		
5 ISHIMARU	JPN		

Light Heavyweight Kg		Poids mi-lourd 81 kg	
1/16 Bout: 052/July 30		1/16 combat: 052/30 Juil	
NAME	CTRY	RESULTS	RESULTATS
* Salman, Ismail	IRQ	KO RD # 2 2 : 48	
Longdon, Anthony	GRN		
R/A SOMODIO	PHI		
JU 1 BROWN	JAN		
2 FILIPELLI	USA		
3 NOVICIC	YUG		
4 SZRAMKOWSKI	POL		
5 HONG	TPE		

Light Heavyweight 81 Kg		Poids mi-lourd 81 kg	
1/16 Bout: 053/July 30		1/16 combat: 053/30 Juil	
NAME	CTRY	RESULTS	RESULTATS
* Nanga, Jean Paul	CMR	PTS 5:0	
Pinder, Philip	BAH		
R/A HONG	TPE		
JU 1 SZRAMKOWSKI	POL	60 : 50	
2 KRAMHELLER	FRG	60 : 54	
3 VEGA	ECU	60 : 54	
4 DELMONACO SHEE	CHI	60 : 54	
5 DAVIES	AUS	60 : 51	

Light Heavyweight 81 Kg		Poids mi-lourd 81 kg	
1/16 Bout: 054/July 30		1/16 combat: 054/30 Juil	
NAME	CTRY	RESULTS	RESULTATS
Fuentes, Arcadia	PUR		
* Corpi, Christer	SWE	KO RD # 1 2 : 35	
R/A HIQUAD	MAR		
JU 1 ADDALA	TUN		
2 HAN	KOR		
3 ISHIMARU	JPN		
4 HERNANDEZ	COL		
5 WALKER	NZL		

Light Heavyweight 81 Kg		Poids mi-lourd 81 kg	
1/16 Bout: 055/July 30		1/16 combat: 055/30 Juil	
NAME	CTRY	RESULTS	RESULTATS
Smith, Don	TRI		
* Barry, Kevin	NZL	PTS 5:0	
R/A PASHA	PAK		
JU 1 ADDALA	TUN	58 : 60	
2 KRAMHELLER	FRG	57 : 60	
3 OJO	NGR	56 : 60	
4 GEDOAN	INA	56 : 60	
5 RODRIGUEZ	VEN	58 : 59	

Light Heavyweight 81 Kg		Poids mi-lourd 81 kg	
1/16 Bout: 058/July 30		1/16 combat: 056/30 Ju	
NAME	CTRY	RESULTS	RESULTATS
Traore, Djiguible	MLI		
* Kiriisa, Jonathan	UGA	PTS 5:0	
R/A SZRAMKOWSKI	POL		
JU 1 BALL	GBR	55 : 60	
2 BASULTO	CUB	58 : 60	
3 BROWN	JAM	55 : 60	
4 NARSI	IND	58 : 60	
5 SUKAR	THA	56 : 60	

Light Heavyweight 81 Kg		Poids mi-lourd 81 kg	
1/8 Bout: 191/Aug.04		1/8 combat: 191/04 Aout	
NAME	CTRY	RESULTS	RESULTATS
* Moussa, Mustapha	ALG	PTS 5:0	
Thadzi, Drake	MAW		
R/A NARSI	IND		
JU 1 OJO	NGR	60 : 56	
2 SOMODIO	PHI	60 : 56	
3 SUKAR	THA	60 : 56	
4 KIRIAC	ROM	60 : 56	
5 ISHIMARU	JPN	59 : 58	

Light Heavyweight 81 Kg		Poids mi-lourd 81 kg	
1/8 Bout: 192/Aug.04		1/8 combat: 192/04 Aout	
NAME	CTRY	RESULTS	RESULTATS
* Wilson, Anthony	GBR	RSC RD # 1 2:08	
Oviedo, Roberto	ARG		
R/A OJO	NGR		
JU 1 ADDALA	TUN		
2 LOWES	CAN		
3 TAVIRA ROMERO	MEX		
4 GEDOAN	INA		
5 DAVIES	AUS		

Light Heavyweight 81 Kg		Poids mi-lourd 81 kg	
1/8 Bout: 193/Aug.04		1/8 combat: 193/04 Aout	
NAME	CTRY	RESULTS	RESULTATS
* Donici, Georgica	ROM	PTS 5:0	
Vea, Fine Sani	TON		
R/A RODRIGUEZ	VEN		
JU 1 LOPES	BRA	60 : 54	
2 ISHIMARU	JPN	60 : 56	
3 HIOUAD	MAR	60 : 55	
4 HERNANDEZ LOPEZ	COL	60 : 54	
5 LOWES	CAN	60 : 54	

Light Heavyweight 81 Kg		Poids mi-lourd 81 kg	
1/8 Bout: 194/Aug.04		1/8 combat: 194/04 Aout	
NAME	CTRY	RESULTS	RESULTATS
* Josipovic, Anton	YUG	PTS 4 : 1	
Bott, Markus	FRG		
R/A ADDALA	TUN		
JU 1 NARSI	IND	59 : 58	
2 SUKAR	THA	59 : 59	
3 KONNOR	USA	60 : 60	
4 KANAKULYA	UGA	59 : 58	
5 HONG	TPE	59 : 58	

Light Heavyweight 81 Kg		Poids mi-lourd 81 kg	
1/8 Bout: 203/Aug.04		1/8 combat: 203/04 Aout	
NAME	CTRY	RESULTS	RESULTATS
Michael, Nassoro	TAN		
* Okello, Syivaus	KEN	PTS 5:0	
R/A ISHIMARU	JPN		
JU 1 QUACCI	ITA	57 : 58	
2 MALDONADO	PUR	57 : 59	
3 LOPES	BRA	58 : 59	
4 DELMONACO SHEE	CHI	57 : 59	
5 DOBREV	BUL	58 : 59	

Light Heavyweight 81 Kg		Poids mi-lourd 81 kg	
1/8 Bout: 204/Aug.04		1/8 combat: 204/04 Aout	
NAME	CTRY	RESULTS	RESULTATS
* Holyfield, Evander	USA	RSCH RD # 2 2:44	
Salman, Ismail	IRQ		
R/A DAVIES	AUS		
JU 1 HERNANDEZ LOPEZ	COL		
2 ADDALA	TUN		
3 BALL	GBR		
4 KIRIAC	ROM		
5 LOPES	BRA		



Middleweight
165 pounds

Poids moyen
75 kg

1/16 (July/Jul 30)

1/8 (Aug/Aout 03)

1/4 (Aug/Aout 07)

1/2 (Aug/Aout 09)

Final/Finale (Aug/Aout 11)

Vincent Sarnelli (FRA)

Sarnelli

Bye

Moses Mwaba (ZAM)

Mwaba

Bye

Mohamed Zaoui (ALG)

Zaoui

Bye

Tsiu Monne (LES)

Monne

Bye

Brian Schumacher (GBR)

Schumacher

Bye

Edward Neblett (BAR)

Hill

Virgil Hill (usa)

RSC 2:47 (2nd)

Damir Skaro (YUG)

Skaro

Ahmed Elgindy (EGY)

RSCH 1:28 (3rd)

Hugo Antonio Corti (ARG)

Corti

Andreas Bauer (FRG)

PTS 5:0

Brendon Cannon (AUS)

Duff

Rick Duff (CAN)

PTS 5:0

Patrick Lihanda (UGA)

Shin

Joon-Sup Shin (KOR)

PTS 5:0

Pekka Laasanen (FIN)

Okorodudu

Jeremiah Okorodudu (NGR)

PTS 5:0

Thomas Corr (IRL)

Corr

Arigoma Mayero Chiponda (ZIM)

PTS 5:0

Pedro Van Raamsdonk (HOL)

Van Raamsdonk

Agustus Oga (KEN)

PTS 4:1

Paul Kamela (CMR)

Cruciani

Noe Cruciani (ITA)

PTS 5:0

Paulo Tuvale (SAM)

Tuvale

Christopher Collins (GRN)

RSCH 2:10 (1st)

Otosico T. Havili (TON)

Gonzalez

Aristides Gonzalez (PUR)

PTS 4 :1

Mwaba

KO 02:03 (1st)

Zaoui

REV 4 : 1

Zaoui

RSC 0:22 (2nd)

Hill

PTS 5:0

Hill

PTS 4:1

Skaro

PTS 4 : 1

Shin

PTS 3 : 2

Shin

PTS 4 : 1

Shin

PTS 4 : 1

Okorodudu

PTS 4:1

Shin

PTS 4:1

Van Raamsdonk

PTS 5:0

Gonzalez

PTS 4 : 1

Gonzalez

PTS 5:0

Boxing

Boxe

Light Heavyweight 81 Kg		Poids mi-lourd 81 kg	
1/8 Bout: 205/Aug.04		1/8 combat: 205/04 Aout	
NAME	CTRY	RESULTS	RESULTATS
* Nanga, Jean Paul	CMR	PTS 4 : 1	
Corpi, Christer	SWE		
R/A BASULTO MORALES	CUB		
JU 1 ISHIMARU	JPN	60 : 58	
2 VEGA	ECU	58 : 59	
3 DELMONACO SHEE	CHI	59 : 58	
4 HONG	TPE	60 : 58	
5 LOWES	CAN	59 : 57	

Light Heavyweight 81 Kg		Poids mi-lourd 81 kg	
1/8 Bout: 206/Aug.04		1/8 combat: 205/04 Aout	
NAME	CTRY	RESULTS	RESULTATS
* Barry, Kevin	NZL	PTS 3:2	
Kiriisa, Jonathan	UGA		
R/A MALDONADO	PUR		
JU 1 PASHA	PAK	60 : 57	
2 NARSI	IND	59 : 57	
3 RODRIGUEZ	VEN	58 : 59	
4 KIRIAC	ROM	59 : 57	
5 CORDERO RAMIREZ	DOM	58 : 59	

Light Heavyweight 81 Kg		Poids mi-lourd 81 kg	
1/4 Bout: 282/Aug.07		1/4 combat: 282/07 Aout	
NAME	CTRY	RESULTS	RESULTATS
* Moussa, Mustapha	ALG	2:3 REV 5:0	
Wilson, Anthony	GBR		
R/A CORDERO RAMIREZ	DON		
JU 1 MALDONADO	PUR	57 : 59	
2 NARSI	IND	58 : 59	
3 LOWES	CAN	58 : 58	
4 DELMONACO SHEE	CHI	59 : 58	
5 WALKER	NZL	58 : 57	
JURY 1 KALTSCHMITT	GUA	59 : 57	
2 KONSTANTYNER	BRA	59 : 57	
3 KIM	KOR	59 : 57	
4 LEBRON-ORTIZ	PUR	59 : 58	
5 LUMBRERAS	PER	59 : 58	

Light Heavyweight 81 Kg		Poids mi-lourd 81 kg	
1/4 Bout: 283/Aug.07		1/4 combat: 283/07 Aout	
NAME	CTRY	RESULTS	RESULTATS
Donici, Georgica	ROM		
* Josipovic, Anton	YUG	PTS 5:0	
R/A RODRIGUEZ	VEN		
JU 1 BROWN	JAM	55 : 60	
2 FILIPPELLI	USA	55 : 60	
3 KANAKULYA	UGA	57 : 60	
4 DELMONACO SHEE	CHI	57 : 60	
5 SOMODIO	PHI	53 : 60	

Light Heavyweight 81 Kg		Poids mi-lourd 81 kg	
1/4 Bout: 284/Aug.07		1/4 combat: 284/07 Aout	
NAME	CTRY	RESULTS	RESULTATS
Okello, Syvaus	KEN		
* Holyfield, Evander	USA	KO RD # 1 2 : 57	
R/A QUACCI	ITA		
JU 1 POUCHER	IRL		
2 SOMODIO	PHI		
3 ISHIMARU	JPN		
4 VEGA	ECU		
5 DAVIES	AUS		

Light Heavyweight 81 Kg		Poids mi-lourd 81 kg	
1/4 Bout: 285/Aug.07		1/4 combat: 285/07 Aout	
NAME	CTRY	RESULTS	RESULTATS
Nanga, Jean Paul	CMR		
* Barry, Kevin	NZL	PTS 4 : 1	
R/A LOWES	CAN		
JU 1 TAVIRA ROMERO	MEX	58 : 59	
2 HAN	KOR	58 : 59	
3 NARSI	IND	59 : 60	
4 POUCHER	IRL	56 : 60	
5 RODRIGUEZ	VEN	59 : 58	

Light Heavyweight 81 Kg		Poids mi-lourd 81 kg	
1/2 Bout: 330/Aug.09		1/2 combat: 330/09 Aout	
NAME	CTRY	RESULTS	RESULTATS
Moussa, Mustapha	ALG		
* Josipovic, Anton	YUG	PTS 5:0	
R/A NARSI	IND		
JU 1 BROWN	JAN	57 : 59	
2 RODRIGUEZ	VEN	58 : 59	
3 HERNANDEZ LOPEZ	COL	54 : 60	
4 PASHA	PAK	56 : 60	
5 ISHIMARU	JPN	57 : 60	

Light Heavyweight 81 Kg		Poids mi-lourd 81 kg	
1/2 Bout 331/Aug. 09		1/2 combat: 331/09 Aout	
NAME	CTRY	RESULTS	RESULTATS
Holyfield, Evander	USA		
* Barry, Kevin	NZL	DQ RD # 2 2:55	
R/A NOVICIC	YUG		
JU 1 DOBREV	BUL		
2 VEGA	ECU		
3 RODRIGUEZ	VEN		
4 NARSI	IND		
5 PASHA	PAK		

Light Heavyweight Kg		Poids mi-lourd 81 kg	
Final Bout: 344/Aug. 11		Finale combat: 344/11 Aout	
NAME	CTRY	RESULTS	RESULTATS
* Josipovic, Anton	YUG	WKR	
Barry, Kevin	NZL		
R/A KONNOR	USA		
JU 1 WILLIAMSON	USA		
2 HIQUAD	MAR		
3 ISHIMARU	JPN		
4 PASHA	PAK		
5 VEGA	ECU		

Heavyweight 91 Kg		Poids lourd 91 kg	
1/16 Bout: 089/July 31		1/16 combat: 089/31 Juil	
NAME	CTRY	RESULTS	RESULTATS
Havna, Magne	NOR		
* Brock, Hakan	SWE	RSCH RD #3 2:15	
R/A SOMODIO	PHI		
JU 1 NARSI	IND		
2 MALDONADO	PUR		
3 LOPES	BRA		
4 GEDOAN	INA		
5 OJO	NGR		

Heavyweight 91 Kg		Poids lourd 91 kg	
1/16 Bout: 090/July 31		1/16 combat: 090/31 Juil	
NAME	CTRY	RESULTS	RESULTATS
Frias, Virgilio	DOM		
* Stewart, Alex	JAN	KO RD # 2 2:15	
R/A KANAKULYA	UGA		
JU 1 ISHIMARU	JPN		
2 HAN	KOR		
3 SZRAMKOWSKI	POL		
4 ADDALA	TUN		
5 FERNANDEZ	PAN		

Heavyweight 91 Kg		Poids lourd 91 kg	
1/16 Bout: 091/July 31		1/16 combat: 091/31 Juil	
NAME	CTRY	RESULTS	RESULTATS
* Singh, Kaliq	IND	PTS 5:0	
Ajjoub, Nassan	SYR		
R/A NOVICIC	YUG		
JU 1 BROWN	JAN	59 : 58	
2 BASULTO	CUB	59 : 58	
3 DAVIES	AUS	59 : 57	
4 SUKAR	THA	59 : 57	
5 TAVIRA ROMERO	MEX	58 : 57	

Heavyweight 91 Kg		Poids lourd 91 kg	
1/16 Bout: 092/July 31		1/16 combat: 092/31 Jug	
NAME	CTRY	RESULTS	RESULTATS
Omondi, James	KEN		
* Musone, Angelo	ITA	PTS 5:0	
R/A MALDONADO	PUR		
JU 1 KONNOR	USA	54 : 60	
2 HONG	TPE	58 : 60	
3 RODRIGUEZ	VEN	57 : 60	
4 VEGA	ECU	56 : 60	
5 GEDOAN	INA	56 : 60	

Heavyweight 91 Kg		Poids lourd 91 kg	
1/8 Bout: 247/Aug.05		1/8 combat: 247/05 Aout	
NAME	CTRY	RESULTS	RESULTATS
Young, Douglas	GBR		
* Stefanopoulos, George	GRE	KO RD # 2 2:59	
R/A LOWES	CAN		
JU 1 MALDONADO	PUR		
2 MOUPOUNZA	GAB		
3 ISHIMARU	JPN		
4 NARSI	IND		
5 DELMONACO SHEE	CHI		

Heavyweight 91 Kg		Poids lourd 91 kg	
1/8 Bout: 248/Aug.06		1/8 combat: 248/06 Aout	
NAME	CTRY	RESULTS	RESULTATS
* Vanderlijde, Arnold	HOL	PTS 4 : 1	
Forster, Egerton	SLE		
R/A ISHIMARU	JPN		
JU 1 HAN	KOR	60 : 56	
2 WILLIAMSON	USA	58 : 58	
3 LOWES	CAN	60 : 55	
4 DELMONACO SHEE	CHI	59 : 58	
5 LOPES	BRA	58 : 58	

Heavyweight 91 Kg		Poids lourd 91 kg	
1/8 Bout: 249/Aug.05		1/8 combat: 249/06 Aout	
NAME	CTRY	RESULTS	RESULTATS
Bouchiche, Mohamed	ALG		
* Dewit, Willie	CAN	PTS 5:0	
R/A KRAMHELLER	FRG		
JU 1 KIRIAC	ROM	58 : 59	
2 LOPES	BRA	58 : 59	
3 DELMONACO SHEE	CHI	56 : 60	
4 HAN	KOR	57 : 59	
5 NARSI	IND	56 : 60	



Light Heavyweight
178.5 pounds

Poids mi-lourd
81 kg

1/16 (July/Juill 31)

1/8 (Aug/Aout 08)

1/4 (Aug/Aout 08)

1/2 (Aug/Aout 09)

Final/Finale (Aug/Aout 11)

Mustapha Moussa (ALG)

Moussa

Bye

Drake Thadzi (MAW)

Thadzi

Bye

Anthony Wilson (GBR)

Wilson

Bye

Roberto Oviedo (ARG)

Oviedo

Bye

Georgica Donici (ROM)

Donici

Bye

Fine Sani Ve'a (TON)

Sani Ve'a

Bye

Anton Josipovic (YUG)

Josipovic

Bye

Markus Bott (FRG)

Bott

Bye

Nassoro Michael (ALG)

Michael

Juha Hanninen (FIN)

RSCH 1:17(1st)

Ahmed Elnaggar (EGY)

Okello

Syivaus Okello (KEN)

RSCH 2 : 42(3rd)

Taju Akay (GHA)

Holyfield

Evander Holyfield (USA)

RSCH 2 : 14 (3rd)

Ismail Salman (IRQ)

Salman

Anthony Longden (GRN)

KO 2:48 (2nd)

Jean Paul Nanga (CMR)

Nanga

Philip Binder (BAH)

PTS 5:0

Arcadio Fuentes (PUR)

Corpi

Christer Corpi (SWE)

KO 2:35 (1st)

Don Smith (TRI)

Barry

Kevin Barry (NZL)

PTS 5:0

Djiguiable Traore (MLI)

Kiriisa

Jonathan Kiriisa (UGA)

PTS 5:0

Moussa

PTS 5:0

Wilson

RSC 2:09 (1st)

Donici

PTS 5:0

Josipovic

PTS 4 : 1

Okello

PTS 5:0

Holyfield

RSCH 2:44 (2nd)

Nanga

PTS 4:1

Barry

PTS 3:2

Moussa

REV 5:0

Josipovic

PTS 5:0

Holyfield

KO 2:57 (1st)

Barry

PTS 4: 1

Josipovic

PTS 5:0

Josipovic

WKR

Barry

DO 2:55 (2nd)

Boxing

Boxe

Heavyweight 91 Kg Poids lourd 91 kg
1/8 Bout: 250/Aug.06 1/8 combat: 250/06 Aout

NAME	CTRY	RESULTS / RESULTATS
* Owiny, Dodovic	UGA	RSCH RD #2 2:24
Kenny, Michael	NZL	
R/A QUACCI	ITA	
JU 1 DELMONACO SHEE	CHI	
2 CORDERO	DOM	
3 TAVIRA ROMERO	MEX	
4 HAN	KOR	
5 SZRAMKOWSKI	POL	

Heavyweight 91 Kg Poids lourd 91 kg
1/8 Bout: 259/Aug.06 1/8 combat: 259/06 Aout

NAME	CTRY	RESULTS / RESULTATS
* Tillman, Henry	USA	RSCH RD#1 1:46
Singh, Kaiq	IND	
R/A QUACCI	ITA	
JU 1 DAVIES	AUS	
2 ADDALA	TUN	
3 HIOUAD	MAR	
4 KRAMHELLER	FRG	
5 HAN	KOR	

Heavyweight 91 Kg Poids lourd 91 kg
1/8 Bout: 260/Aug.06 1/8 combat: 261/06 Aout

NAME	CTRY	RESULTS / RESULTATS
Faaeteete, Loi	SAM	
* Taufoo, Tevita	TON	PTS 4 : 1
R/A HAN	KOR	
JU 1 DELMONACO SHEE	CHI	58 : 59
2 BALL	GBR	57 : 60
3 CORDERO RAMIREZ	DOM	57 : 60
4 KRAMHELLER	FRG	58 : 59
5 RODRIGUEZ	VEN	59 : 58

Heavyweight 91 Kg Poids lourd 91 kg
1/8 Bout: 261/Aug.06 1/8 combat: 261/06 Aout

NAME	CTRY	RESULTS / RESULTATS
* Brock, Hakan	SWE	PTS 5:0
Stewart, Alex	JAN	
R/A DELMONACO SHEE	CHI	
JU 1 LOPES	BRA	60 : 57
2 ISHIMARU	JPN	59 : 58
3 PASHA	PAK	60 : 57
4 ADDALA	TUN	59 : 58
5 WALKER	NZL	59 : 58

Heavyweight 91 Kg Poids lourd 91 kg
1/4 Bout: 294/Aug.08 1/4 combat: 294/08 Aout

NAME	CTRY	RESULTS / RESULTATS
Stefanopoulos, George	GRE	
* Vanderlijde, Arnold	HOL	PTS 5:0
R/A PASHA	PAK	
JU 1 BROWN	JAY	57 : 60
2 CORDERO	DOM	58 : 59
3 OJO	NGR	57 : 60
4 KANAKULYA	UGA	57 : 60
5 VEGA	ECU	57 : 60

Heavyweight 91 Kg Poids lourd 91 kg
1/4 Bout: 295/Aug.08 1/4 combat: 295/08 Aout

NAME	CTRY	RESULTS / RESULTATS
* Dewit, Willie	CAN	KO RD # 1 2 : 56
Owiny, Dodovic	UGA	
R/A POUCHER	IRL	
JU 1 BALL	GBR	
2 DELMONACO SHEE	CHI	
3 SOMODIO	PHI	
4 GEDOAN	INA	
5 WALKER	NZL	

Heavyweight 91 Kg Poids lourd 91 kg
1/4 Bout: 296/Aug.08 1/4 combat: 296/08 Aout

NAME	CTRY	RESULTS / RESULTATS
* Tillman, Henry	USA	RSCH RD # 2 2:59
Taufoo, Tevita	TON	
R/A ISHIMARU	JPN	
JU 1 GEDOAN	INA	
2 HIOUAD	MAR	
3 DOBREV	BUL	
4 KRAMHELLER	FRG	
5 RODRIGUEZ	VEN	

Heavyweight 91 Kg Poids lourd 91 kg
1/4 Bout: 297/Aug.08 1/4 combat: 297/08 Aout

NAME	CTRY	RESULTS / RESULTATS
Brock, Hakan	SWE	
* Musone, Angelo	ITA	PTS 5:0
R/A SOMODIO	PHI	
JU 1 KONNOR	USA	58 : 58
2 LOWES	CAN	55 : 58
3 HONG	TPE	57 : 59
4 ADDALA	TUN	58 : 59
5 LOPES	BRA	57 : 59

Heavyweight 91 Kg Poids lourd 91 kg
1/2 Bout: 320/Aug.09 1/2 combat: 320/09 Aout

NAME	CTRY	RESULTS / RESULTATS
Vanderlijde, Arnold	HOL	
* Dewit, Willie	CAN	PTS 3:2
R/A DAVIES	AUS	
JU 1 HONG	TPE	59 : 59
2 RODRIGUEZ	VEN	58 : 59
3 SOMODIO	PHI	58 : 59
4 NARSI	IND	57 : 59
5 OJO	NGR	59 : 58

Heavy weight 91 Kg Poids lourd 91 kg
1/2 Bout: 321/Aug.09 1/2 combat: 321/09 Aout

NAME	CTRY	RESULTS / RESULTATS
* Tillman, Henry	USA	REV 5:0
Musone, Angelo	ITA	
R/A HIOUAD	MAR	
JURY 1 TAPSUWAN	THA	59 : 58
2 KONSTANTYNER	BRA	59 : 58
3 NYANGWESO	UGA	60 : 57
4 THIRUGANASOTHI	SIN	60 : 57
5 LUMBRERAS	PER	59 : 58

Heavyweight 91 Kg Poids lourd 91 kg
Final Bout: 339/Aug. 11 Finale combat: 339/11 Aout

NAME	CTRY	RESULTS / RESULTATS
Dewit, Willie	CAN	
* Tillman, Henry	USA	PTS 5:0
R/A QUACCI	ITA	
JU 1 BALL	GBR	56 : 60
2 SZRAMKOWSKI	POL	59:59
3 WALKER	NZL	57:59
4 HERNANDEZ LOPEZ	COL	56:60
5 ADDALA	TUN	57:60

Super Heavyweight + 91 Kg Poids super-lourd + 91 kg
1/8 Bout: 164/Aug.03 1/8 combat: 164/03 Aout

NAME	CTRY	RESULTS / RESULTATS
Mayer, Olaf	AUT	
* Hussing, Peter	FRG	PTS 5:0
R/A SOMODIA	PHI	
JU 1 MOUPOUNDA	GAB	57 : 60
2 KANAKULYA	UGA	57 : 60
3 BASULTO	CUB	58: 59
4 BROWN	JAW	57 : 60
5 VEGA	ECU	56 : 60

Super Heavyweight + 91 Kg Poids super-lourd + 91 kg
1/8 Bout: 165/Aug.03 1/8 combat: 165/03 Aout

NAME	CTRY	RESULTS / RESULTATS
Yousuf, Mohammad	PAK	
* Lewis, Lennox	CAN	RSCH RD # 3 1:17
R/A DOBREV	BUL	
Ju 1 NOVICIC	YUG	
2 HONG	TPE	
3 MOUPOUNDA	GAB	
4 RODRIGUEZ	VEN	
5 WALKER	NZL	

Super Heavyweight + 91 Kg Poids super-lourd + 91 kg
1/8 Bout: 166/Aug.03 1/8 combat: 166/03 Aout

NAME	CTRY	RESULTS / RESULTATS
* Biggs, Tyrell	USA	PTS 5:0
Barrientos, Isaac	PUR	
R/A NOVICIC	YUG	
JU 1 SZRAMKOWSKI	POL	60 : 55
2 DELMONACO SHEE	CHI	60 : 56
3 LOPES	BRA	60 : 54
4 HAN	KOR	60 : 55
5 GEDOAN	INA	60 : 53

Super Heavyweight + 91 Kg Poids super-lourd + 91 kg
1/4 Bout: 306/Aug.08 1/4 combat: 306/08 Aout

NAME	CTRY	RESULTS / RESULTATS
Isangura, Willie	TAN	
* Damiani, Francesco	ITA	RSCH RD # 2 2:55
R/A TAVIRA ROMERO	MEX	
JU 1 NARSI	IND	
2 LOWES	CAN	
3 GEDOAN	INA	
4 HERNANDEZ LOPEZ	COL	
5 WALKER	NZL	

Super Heavyweight 91 Kg Poids super-lourd + 91 kg
1/4 Bout: 307/Aug.08 1/4 combat: 307/08 Aout

NAME	CTRY	RESULTS / RESULTATS
Pulu, Viliani	TON	
* Wells, Robert	GBR	KO RD #1 2:50
R/A SOMODIO	PHI	
JU 1 WILLIAMSON	USA	
2 BASULTO MORALES	CUB	
3 HIOUAD	MAR	
4 ADDALA	TUN	
5 ISHIMARU	JPN	

Super Heavyweight + 91 Kg Poids super-lourd + 91 kg
1/4 Bout: 308/Aug.08 1/4 combat: 308/08 Aout

NAME	CTRY	RESULTS / RESULTATS
* Azis, Saliu	YUG	PTS 3:2
Hussing, Peter	FRG	
R/A HERNANDEZ LOPEZ	COL	
JU 1 RODRIGUEZ	VEN	59 : 58
2 OJO	NGR	58 : 59
3 PASHA	PAK	59 : 58
4 LOWES	CAN	59 : 58
5 BROWN	JAM	58 : 59

Super Heavyweight + 91 Kg Poids super-lourd + 91 kg
1/4 Bout: 309/Aug.08 1/4 combat: 309/08 Aout

NAME	CTRY	RESULTS / RESULTATS
Lewis, Lennox	CAN	
* Biggs, Tyrell	USA	PTS 5:0
R/A KRAMHELLER	FRG	
JU 1 KIRIAC	ROM	56 : 60
2 SUKAR	THA	56 : 60
3 SOMODIO	PHI	57 : 60
4 WALKER	NZL	57 : 60
5 LOPES	BRA	56 : 60



Heavyweight
201 pounds

Poids lourd
91 kg



Boxing

Boxe

Super Heavyweight + 91 Kg
1/2 Bout: 332 / Aug.09

Poids super-lourd + 91 kg
1/2 combat: 332 / 09 Aout

NAME	CTRY	RESULTS / RESULTATS
* Damiani, Francesco	ITA	RSC RD #3 0:02
Wells, Robert	GBR	
R/A HOLLAUS	USA	
JU 1 TAVIRA ROMERO	MEX	
2 HERNANDEZ LOPEZ	COL	
3 OJO	NGR	
4 HONG	TPE	
5 SOMODIO	PHI	

Super Heavyweight + 91 Kg
1/2 Bout: 333 / Aug.09

Poids super-lourd + 91 kg
1/2 combat: 333 / 09 Aout

NAME	CTRY	RESULTS / RESULTATS
Azis, Saliyu	YUG	
* Biggs, Tyrell	USA	PTS 5:0
R/A ADDALA	TUN	
JU 1 HIOUAD	MAR	56 : 60
2 NARSI	IND	56 : 60
3 PASHA	PAK	58 : 59
4 RODRIGUEZ	VEN	57 : 60
5 VEGA	ECU	57 : 60

Super Heavyweight + 91 Kg
Final Bout: 345/Aug.11

Poids super-lourd + 91 kg
Finale combat: 345/11 Aout

NAME	CTRY	RESULTS / RESULTATS
Damiani, Francesco	ITA	
* Biggs, Tyrell	USA	PTS 4:1
R/A ADDALA	TUN	
JU 1 OJO	NGR	57 : 59
2 NARSI	IND	59 : 58
3 PASHA	PAK	58 : 59
4 HERNANDEZ LOPEZ	COL	57 : 59
5 RODRIGUEZ	VEN	58 : 59

Super Heavyweight
+201 pounds

Poids super-lourd
+ 91 kg

1/8 (Aug/Aout 03)

1/4 (Aug/Aout 08)

1/2 (Aug/Aout 09)

Final/Finale (Aug/Aout 11)

Willie Isangura (TAN)

Isangura

Bye

Francesco Damiani (ITA)

Damiani

Bye

Damiani

RSCH 2:55 (2nd)

Viliani Pulu (TON)

Pulu

Bye

Robert Wells (GBR)

Wells

Bye

Wells

ko 2:50 (1st)

Saliyu Azis (YUG)

Azis

Bye

Olaf Mayer (AUT)

Hussing

Peter Hussing (FRG)

PTS 5:0

Azis

PTS 3:2

Mohammad Yousuf (PAK)

Lewis

Lennox Lewis (CAN)

RSCH 1: 17 (3rd)

Tyrell Biggs (USA)

Biggs

Isaac Barrientos (PUR)

PTS 5:0

Biggs

PTS 5:0

Damiani

RSC 0:02 (3rd)

Biggs

PTS 4 : 1

Biggs

PTS 5:0

Canoeing / Canoë

Officials

International Canoe Federation (ICF)
 President/president
 Secretary-General/secretaire-general
 Technical delegates/delegues techniques

Sergio Orsi (ITA)
 Caslav Veljic (YUG)
 Sergio Orsi (ITA)
 Otto Bohn (HUN)

LAOOC Administrative Staff/Personnel Administratif de LAOOC
 Co-commissioners / co-commissaire

Competition Director/
 directeur du competition
 Venue Manager / manager de la venue
 Sports Manager / manager du sport

Ron Hertel
 Thomas Horton
 Diane Markland

Dick Mires
 Jan Palchikoff

Participants/Participants

Women Femmes

Kayak 1 500 M
 Kayak 2 500 M
 Kayak 4 500 M

Competitors Competiteurs

11
 20
 28

Countries Pays

11
 10
 7

Men Hommes

Kayak 1 500 M
 Kayak 2 500 M
 Canadian 1 500 M / canadien 1 500 M
 Canadian 2 500 M / canadien 2 500 M
 Kayak 1 1000 M
 Kayak 2 1000 M
 Kayak 4 1000 M
 Canadian 1 1000 M / canadien 1 1000 M
 Canadian 2 1000 M / canadien 2 1000 M

Competitors Competiteurs

19
 21
 13
 11
 19
 17
 15
 11
 10

Countries Pays

19
 42
 13
 22
 19
 34
 60
 11
 20

Lake Casitas,
 Ventura county (10,000)





Women/Kayak-1500 M		Femmes/kayak-1500 m	
Heat 1 Race No: 6/Aug. 06		Eliminatoire 1 course no: 6/06 Aout	
RK	CTRY	250 M	500 M
1	SWE Andersson, Agneta	0:59.37	2:03.99
2	AUS Blencowe, Elizabeth	1:00.55	2:05.51
3	ROM Marinescu, Tecla	0:59.58	2:05.72
4	USA Conover, Sheila	1:02.59	2:06.89
5	GBR Smither, Lesley	1:04.00	2:10.81
6	HKG Ho, Kim Fai	1:18.88	2:39.96
WIND/VENT: VELOC. = 0 M/S			
TEMPERATURE AIR=16 C WATER/EAU=25 C			

Women/Kayak-1500 M		Femmes/kayak-1500 m	
Heat 2 Race No: 7/Aug. 06		Eliminatoire 2 course no: 7/06 Aout	
RK	CTRY	250 M	500 M
1	FRG Schuttpelz, Barbara	0:54.83	2:02.14
2	FRA Basson, Beatrice	0:59.37	2:03.61
3	HOL Derckx, Annemiek	1:00.79	2:04.75
4	CAN Guay, Lucie	1:02.15	2:06.94
5	NOR Rasmussen, Ingeborg	1:04.13	2:09.33
WIND/VENT: VELOC. = 1.1 M/S			
TEMPERATURE AIR=16 C DIRECTION = ENE			
WATER/EAU = 25 C			

Women/Kayak-1500 M		Femmes/kayak-1500 m	
Semi-Final 1 Race No: 45/Aug. 08		Demi-finale 1 course no: 45/08 Aout	
RK	CTRY	250 M	500 M
1	CAN Guay, Lucie	1:00.39	2:03.73
2	USA Conover, Sheila	1:01.18	2:03.79
3	GBR Smither, Lesley	1:00.02	2:03.80
4	NOR Rasmussen, Ingeborg	1:01.45	2:04.46
5	HKG Ho, Kim Fai	1:12.86	2:30.40
FIRST 3 TO FINAL			
WIND/VENT: VELOC. = 0 M/S			
TEMPERATURE AIR= 16 C WATER/EAU = 25 C			

Women/Kayak-1500 M		Femmes/kayak-1500 m	
Final Race No: 64/Aug. 10		Finale course no: 64/10 Aout	
RK	CTRY	250 M	500 M
1	SWE Andersson, Agneta	0:56.06	1:58.72
2	FRG Schuttpelz, Barbara	0:57.03	1:59.93
3	HOL Derckx, Annemiek	0:58.54	2:00.11
4	ROM Marinescu, Tecla	0:57.79	2:00.12
5	FRA Basson, Beatrice	0:58.11	2:01.21
6	USA Conover, Sheila	1:00.36	2:02.38
7	CAN Guay, Lucie	0:59.55	2:02.49
8	AUS Blencowe, Elizabeth	0:58.95	2:02.63
9	GBR Smither, Lesley	1:00.85	2:04.09
WIND/VENT: VELOC. = 0 M/S			
TEMPERATURE AIR= 18 C WATER/EAU = 25 C			

Women/Kayak-2500 M		Femmes / kayak-2500 m	
Heat 1 Race No: 13/Aug.06		Eliminatoire 1 course no: 13/08 Aout	
RK	CTRY	250 M	500 M
1	CAN Barre, Alexandra Holloway, Sue	0:54.77	1:51.41
2	FRA Hettich, Bernadette Mathevon, Catherine	0:55.64	1:53.61
3	GBR Perrett, Lucy Smither, Lesley	0:56.28	1:54.98
4	BEL Kuppens, Marleen Thijs, Lutgarde	0:57.37	1:56.17
5	HKG Ho, Kim Fai To, Kit Ying	1:04.22	2:12.27
WIND/VENT: VELOC. = 0 M/S			
TEMPERATURE AIR = 16 C WATER/EAU = 25 C			

Women/Kayak-2500 M		Femmes/kayak-2500 m	
Heat 2 Race No: 14/Aug.06		Eliminatoire 2 course no: 14/06 Aout	
RK	CTRY	250 M	500 M
1	SWE Andersson, Agneta Olsson, Anna	0:51.78	1:47.82
2	ROW Constantin, Agafia Ionescu, Nastasia	0:52.10	1:49.85
3	FRG Idem, Josefa Schuttpelz, Barbara	0:53.50	1:50.84
4	USA Dery, Shirley Klein, Leslie	0:55.46	1:54.61
5	NOR Ofstad, Kari Wahl, Anne	0:57.26	1:56.19
WIND/VENT: VELOC. = 0 M/S			
TEMPERATURE AIR = 16 C WATER/EAU = 25 C			

Women/Kayak-2500 M		Femmes / kayak-2500 m	
Semi-Final 1 Race No: 50/Aug. 08		Demi-finale 1 course no: 50/08 Aout	
RK	CTRY	250 M	500 M
1	USA Dery, Shirley Klein, Leslie	0:55.45	1:53.69
2	NOR Ofstad, Kari Wahl, Anne	0:56.87	1:55.98
3	BEL Kuppens, Marleen Thijs, Lutgarde	0:58.06	1:57.88
4	HKG Ho, Kim Fai To, Kit Ying	1:04.51	2:11.71
FIRST 3 TO FINAL			
WIND/VENT: VELOC. = .8 M/S			
TEMPERATURE AIR = 21 C DIRECTION = WSW			
WATER/EAU = 25 C			

Women/Kayak-2500 M		Femmes/kayak-2500 m	
Final Race No: 67/Aug. 10		Finale course no: 67 / 10 Aout	
RK	CTRY	250 M	500 M
1	SWE Andersson, Agneta Olsson, Anna	0:50.37	1:45.25
2	CAN Barre, Alexandra Holloway, Sue	0:53.69	1:47.13
3	FRG Idem, Josefa Schuttpelz, Barbara	0:51.89	1:47.32
4	ROW Constantin, Agafia Ionescu, Nastasia	0:50.96	1:47.56
5	USA Dery, Shirley Klein, Leslie	0:52.69	1:49.51
6	FRA Hettich, Bernadette Mathevon, Catherine	0:54.07	1:51.40
7	NOR Ofstad, Kari Wahl, Anne	0:56.12	1:51.61
8	GBR Perrett, Lucy Smither, Lesley	0:55.02	1:51.73
9	BEL Kuppens, Marleen Thijs, Lutgarde	0:55.61	1:51.92
WIND/VENT: VELOC. = 0 M/S			
TEMPERATURE AIR= 28 C WATER/EAU= 25 C			

Women/Kayak-4500 M		Femmes/kayak-4500 m	
Final Race No: 70/Aug. 11		Finale course no: 70/11 Aout	
RK	CTRY	250 M	500 M
1	ROW Constantin, Agafia Ionescu, Nastasia Marinescu, Tecla Stefan, Maria	0:47.57	1:38.34
2	SWE Andersson, Agneta Olsson, Anna Karlsson, Eva Wiberg, Susanne	0:47.77	1:38.87
3	CAN Barre, Alexandra Guay, Lucie Holloway, Sue Olmsted, Barb	0:49.71	1:39.40
4	USA Conover, Sheila Dery, Shirley Klein, Leslie Turner, Ann	0:50.11	1:40.49

		250 M		500 M	
5	FRG Idem, Josefa Schmidt, Regina Schuttpelz, Barbara Skolnik, Judith	0:49.89	1:42.68		
6	NOR Legraid, Wenche Ofstad, Kari Rasmussen, Ingeborg Wahl, Anne	0:52.30	1:42.97		
7	GBR Lawler, Janine Perrett, Lucy Smither, Lesley Watson, Deborah	NTT	1:46.30		
NTT = NO TIME TAKEN					
WIND/VENT: VELOC. = 0 M/S					
TEMPERATURE AIR = 20 C WATER/EAU = 25 C					

Men/Kayak-1500 M		Hommes/kayak-1500 m	
Heat 1 Race No: 1/Aug. 06		Eliminatoire 1 course no: 1/06 Aout	
RK	CTRY	250 M	500 M
1	YUG Janic, Milan	0:54.63	1:52.69
2	ISR Mizrahi, Aviram	0:55.06	1:53.66
3	ESP Riego, Guillermodel	0:55.28	1:53.92
4	SUI Buser, Felix	0:55.81	1:55.39
5	IRL Pringle, Ian	0:58.58	2:01.10
6	USA White, Terry	0:57.39	2:04.12
7	HKG Ng, Hin Wan	1:04.12	2:14.60
WIND/VENT: VELOC. = 1.1 M/S			
TEMPERATURE AIR= 16 C DIRECTION = ENE			
WATER/EAU= 25 C			

Men/Kayak-1500 M		Hommes/kayak-1500 m	
Heat 2 Race No: 2/Aug.06		Eliminatoire 2 course no: 2/06 Aout	
RK	CTRY	250 M	500 M
1	SWE Moberg, Lars-Erik	0:53.34	1:51.25
2	FRG Scholl, Reiner	0:53.87	1:51.55
3	ITA Scarpa, Daniele	0:53.52	1:52.52
4	GBR Upson, David	0:54.69	1:52.55
5	CIV N'Gama, N'Gama	0:57.59	2:01.16
WIND/VENT: VELOC. = 1.1 M/S			
TEMPERATURE AIR = 16 C DIRECTION = ENE			
WATER/EAU= 25 C			

Men/Kayak-1500 M		Hommes / kayak-1500 m	
Heat 3 Race No: 3/Aug.06		Eliminatoire 3 course no: 3/06 Aout	
RK	CTRY	250 M	500 M
1	ROW Diba, Vasile	0:51.61	1:48.38
2	NZL Ferguson, Ian	0:52.67	1:49.32
3	FRA Bregeon, Bernard	0:53.77	1:50.23
4	CAN Oldershaw, Scott	0:52.91	1:55.20
5	NOR Rasmussen, Einar	0:55.85	1:55.58
6	BEL De Brauwer, Antoon	0:53.46	1:57.30
7	ARG Vazquez, Atilio Cesar	0:56.05	1:58.18
WIND/VENT: VELOC. = 1.1 M/S			
TEMPERATURE AIR = 16 C DIRECTION = ENE			
WATER/EAU= 25 C			

Men/Kayak-1500 M		Hommes / kayak-1500 m	
Repechage 1 Race No: 15/Aug.08		Repechage 1 course no: 15/06 Aout	
RK	CTRY	250 M	500 M
1	USA White, Terry	0:54.61	1:50.89
2	SUI Buser, Felix	0:54.23	1:52.08
3	ARG Vazquez, Atilio Cesar	0:55.96	1:53.71
4	CAN Oldershaw, Scott	0:56.12	1:55.82
5	CIV N'Gama, N'Gama	0:57.54	1:57.03
WIND/VENT: VELOC. = 2 M/S			
TEMPERATURE AIR = 27 C DIRECTION = ENE			
WATER/EAU= 25 C			

Men/Kayak-1500 M		Hommes/kayak-1500 m	
Repechage 2 Race No: 16/Aug.06		Repechage 2 course no: 16/06 Aout	
RK	CTRY	250 M	500 M
1	NOR Rasmussen, Einar	0:56.92	1:54.10
2	GBR Upson, David	0:55.71	1:54.72
3	BEL De Brauwer, Antoon	0:56.70	1:57.02
4	IRL Pringle, Ian	0:57.58	1:57.92
5	HKG Ng, Hin Wan	1:02.75	2:12.07
WIND/VENT: VELOC. = 2 M/S			
TEMPERATURE AIR = 27 C DIRECTION = ENE			
WATER/EAU= 25 C			



Men/Kayak-1500 M **Homes/kayak-1500 m**
Semi-Final 1 Race No: 39/Aug.08 **Demi-finale 1 course no: 39/08 Aout**

RK	CTRY	RG	250 M	500 M
1	NZL	Ferguson, Ian	0:50.93	1:48.00
2	YUG	Janic, Milan	0:52.98	1:49.08
3	ITA	Scarpa, Daniele	0:51.78	1:49.10
4	USA	White, Terry	0:54.46	1:50.00
5	CAN	Oldershaw, Scott	0:52.25	1:52.53
6	BEL	De Brauwer, Antoon	0:55.06	1:52.72

FIRST 3 TO FINAL
WIND/VENT: VELOC. = 0 M/S
TEMPERATURE AIR = 14 C WATER/EAU= 25 C

Men/Kayak-1500 M **Homes/kayak-1500 m**
Semi-Final 2 Race No: 40/Aug.08 **Demi-finale 2 course no:40/08 Aout**

RK	CTRY	RG	250 M	500 M
1	FRA	Bregeon, Bernard	0:52.49	1:48.80
2	SWE	Moberg, Lars-Erik	0:52.86	1:49.00
3	GBR	Upson, David	0:51.84	1:49.26
4	ISR	Mizrahi, Aviram	0:53.29	1:49.98
5	SUI	Buser, Felix	0:53.70	1:51.99
6	IRL	Pringle, Ian	0:57.50	1:56.08

FIRST 3 TO FINAL
WIND/VENT: VELOC. = 0 Y/S
TEMPERATURE AIR = 14 C WATER/EAU= 25 C

Men/Kayak-1500 M **Homes/kayak-1500 m**
Semi-Final 3 Race No: 41 /Aug. 08 **Demi-finals 3 course no: 41/08 Aout**

RK	CTRY	RG	250 M	500 M
1	ROM	Diba, Vasile	0:52.35	1:49.45
2	FRG	Scholl, Reiner	0:51.99	1:50.70
3	ESP	Del Riego, Guillermo	0:53.31	1:51.33
4	NOR	Rasmussen, Einar	0:55.51	1:52.02
5	ARG	Vazquez, Atilio Cesar	0:56.23	1:54.94

FIRST 3 TO FINAL
WIND/VENT: VELOC. = 0 M/S
TEMPERATURE AIR = 14 C WATER/EAU= 25 C

Men/Kayak-1500 M **Homes/kayak-1500 m**
Final Race No: 62/Aug. 10 **Finale course no: 62/10 Aout**

RK	CTRY	RG	250 M	500 M
1	NZL	Ferguson, Ian	0:51.90	1:47.84
2	SWE	Moberg, Lars-Erik	0:53.73	1:48.18
3	FRA	Bregeon, Bernard	0:54.36	1:48.41
4	ROM	Diba, Vasile	0:51.30	1:48.77
5	GBR	Upson, David	0:52.82	1:49.32
6	ITA	Scarpa, Daniele	0:52.48	1:49.60
7	ESP	Del Riego, Guillermo	0:52.12	1:49.71
8	FRG	Scholl, Reiner	0:53.13	1:49.89
9	YUG	Janic, Milan	0:53.49	1:49.90

WIND/VENT: VELOC = 0 M/S
TEMPERATURE AIR = 14 C WATER/EAU= 25 C

Men/Kayak-2500 M **Homes/kayak-2500 m**
Heat 1 Rats No: 8/Aug.06 **Eliminatoire 1 course no: 8/06 Aout**

RK	CTRY	RG	250 M	500 M
1	NZL	Ferguson, Ian Mac Donald, Paul	0:46.89	1:36.82
2	SWE	Bengtsson, Per-Inge Moberg, Lars-Erik	0:48.22	1:37.12
3	RON	Fedosei, Nicolae Velea, Angelin	0:46.71	1:37.94
4	AUT	Bachmayer, Werner Hartl, Wolfgang	0:46.53	1:38.00
5	NOR	Gilje, Rein Kalleklev, Eddie	0:48.05	1:40.30
6	AUS	Genders, Peter Ralph, Martin	0:48.46	1:41.24
7	HKG	Tang, Kwok Cheung Tsoi, Ngai Wan	0:56.22	1:59.75

WIND/VENT: VELOC. = 1.1 Y/S DIRECTION = ENE
TEMPERATURE AIR = 16 C WATER/EAU= 25 C

Men/Kayak-2500 M **Homes/kayak-2500 m**
Heat 2 Race No: 9/Aug.06 **Eliminatoire 2 course no: 9/06 Aout**

RK	CTRY	RG	250 M	500 M
1	CAN	Fisher, Hugh Moms, Alwyn	0:46.58	1:36.30
2	ITA	Scarpa, Daniele Uberti, Francesco	0:46.92	1:36.72
3	FRG	Seack, Matthias Seack, Oliver	0:47.08	1:38.57
4	USA	Halpem, David Kent, Terry (Olney)	0:48.93	1:39.94
5	BEL	Debucke, Patrick Hanssens, Patrick	0:48.78	1:39.97
6	CHIN	Gao, Ludong Shen, Yongjin	0:51.81	1:46.29
7	CIV	Lath, Melagne N'Douba, Kouame	0:49.60	1:49.82

WIND/VENT: VELOC = 0 M/S
TEMPERATURE AIR = 16 C WATER/EAU= 25 C

Men/Kayak-2500 M **Homes/kayak-2500m**
Heat 3 Race No:10/Aug.06 **Eliminatoire 3 course no:10/06 Aout**

RK	CTRY	RG	250 M	500 M
1	GBR	Sheriff, Andrew West, Jeremy	0:47.95	1:37.54
2	FRA	Hervieu, Francis Legras, Daniel	0:47.34	1:37.97
3	HOL	Lebbink, Gert Jan Stevens, Ronaldus	0:48.54	1:38.29
4	ESP	Menendez, Herminio Riego, Guillermodel	0:47.73	1:38.88
5	JPN	Koike, Kazumori Yanagisawa, Hisao	0:50.16	1:44.95
6	FIN	Nieminen, Ilpo Savilahti, Mika	0:49.98	1:46.70
7	SUI	Ammann, Peter Lehmann, Helmut	0:50.42	1:51.72

WIND/VENT: VELOC. = 1.1 Y/S DIRECTION = ENE
TEMPERATURE AIR = 16 C WATER/EAU= 25 C

Men/Kayak-2500 M **Homes/kayak-2500 m**
Repechage 1 Race No: 19/Aug.06 **Repechage 1 course no: 19/06 Aout**

RK	CTRY	RG	250 M	500 M
1	AUT	Bachmayer, Werner Hartl, Wolfgang	0:48.91	1:40.12
2	FIN	Nieminen, Ilpo Savilahti, Mika	0:49.25	1:40.73
3	BEL	Debucke, Patrick Hanssens, Patrick	0:50.77	1:41.97
4	AUS	Genders, Peter Ralph, Martin	0:50.03	1:42.45
5	JPN	Koike, Kazumori Yanagisawa, Hisao	0:50.90	1:47.42
6	CIV	Lath, Melagne N'Douba, Kouame	0:51.13	1:47.48

WIND/VENT: VELOC. = 2 M/S DIRECTION = ENE
TEMPERATURE AIR = 27 C WATER/EAU= 25 C

Men/Kayak-2500 M **Homes/kaysk-2500 m**
Repechage 2 Race No: 20/Aug.06 **Repechage 2 course no: 20/06 Aout**

RK	CTRY	RG	250 M	500 M
1	ESP	Menendez, Herminio Riego, Guillermodel	0:49.31	1:39.60
2	NOR	Gilje, Rein Kalleklev, Eddie	0:49.14	1:40.80
3	USA	Halpem, David Kent, Terry (Olney)	0:50.28	1:40.87
4	SUI	Ammann, Peter Lehmann, Helmut	0:49.90	1:41.35
5	CHN	Gao, Ludong Shen, Yongjin	0:51.34	1:45.74
6	HKG	Tang, Kwok Cheung Tsoi, Ngai Wan	0:56.82	1:58.21

WIND/VENT: VELOC. = 1 M/S DIRECTION = SW
TEMPERATURE AIR = 27 C WATER/EAU= 25 C

Men/Kayak-2500 M **Homes/kayak-2500 m**
Semi-Final 1 Race No: 46/Aug.06 **Demi-finale 1 course no: 46/08 Aout**

RK	CTRY	RG	250 M	500 M
1	NZL	Ferguson, Ian Mac Donald, Paul	0:46.36	1:36.10
2	ITA	Scarpa, Daniele Uberti, Francesco	0:47.19	1:37.20
3	AUT	Bachmayer, Werner Hartl, Wolfgang	0:46.90	1:37.79
4	USA	Halpem, David Kent, Terry (Olney)	0:48.35	1:38.59
5	HOL	Lebbink, Gert Jan Stevens, Ronaldus	0:48.88	1:42.08

FIRST 3 TO FINAL
WIND/VENT: VELOC. = 0 Y/S
TEMPERATURE AIR = 16 C WATER/EAU= 25 C

Men/Kayak-2500 M **Homes/kayak-2500 m**
Semi-Final 2 Race No: 47/Aug.08 **Demi-finale 2 course no: 47/08 Aout**

RK	CTRY	RG	250 M	500 M
1	CAN	Fisher, Hugh Morris, Alwyn	0:46.97	1:35.45
2	ROM	Fedosei, Nicolae Velea, Angelin	0:46.76	1:36.60
3	FRA	Hervieu, Francis Legras, Daniel	0:47.47	1:36.79
4	ESP	Menendez, Herminio Del Riego, Guillermo	0:47.22	1:37.38
5	BEL	Debucke, Patrick Hanssens, Patrick	0:48.83	1:40.59

FIRST 3 TO FINAL
WIND/VENT: VELOC. = 0 M/S
TEMPERATURE AIR = 21 C WATER/EAU= 25 C

Men/Kayak-2500 M **Homes/kayak-2500 m**
Semi-Final 3 Rats No: 48/Aug. 08 **Demi-finale 3 course no: 48/08 Aout**

RK	CTRY	RG	250 M	500 M
1	GBR	Sheriff, Andrew West, Jeremy	0:46.96	1:36.56
2	FRG	Seack, Matthias Seack, Oliver	0:46.32	1:37.00
3	SWE	Bengtsson, Per-Inge Moberg, Lars-Erik	0:48.13	1:37.82
4	FIN	Nieminen, Ilpo Savilahti, Mika	0:47.87	1:38.48
5	NOR	Gilje, Rein Kalleklev, Eddie	0:47.20	1:38.64

FIRST 3 TO FINAL
WIND/VENT: VELOC. = .8 Y/S DIRECTION = WSW
TEMPERATURE AIR= 21 C WATER/EAU = 25 C

Men/Kayak-2500 M **Homes/kayak-2500 m**
Final Race No: 65/Aug. 10 **Finale course no: 65/10 Aout**

RK	CTRY	RG	250 M	500 M
1	NZL	Ferguson, Ian Mac Donald, Paul	0:45.68	1:34.21
2	SWE	Bengtsson, Per-Inge Moberg, Lars-Erik	0:59.40	1:35.26
3	CAN	Fisher, Hugh Morris, Alwyn	0:47.13	1:35.41
4	ITA	Scarpa, Daniele Uberti, Francesco	0:46.52	1:35.50
5	ROM	Fedosei, Nicolae Velea, Angelin	0:46.77	1:35.60
6	FRA	Hervieu, Francis Legras, Daniel	0:47.43	1:36.40
7	FRG	Seack, Matthias Seack, Oliver	0:46.24	1:36.51
8	GBR	Sheriff, Andrew West, Jeremy	0:47.94	1:36.73
9	AUT	Bachmayer, Werner Hartl, Wolfgang	0:46.01	1:37.05

WIND/VENT: VELOC. = 0 M/S
TEMPERATURE AIR = 28 C WATER/EAU= 25 C

Canoeing

Canoë

Men/Canadien-1500 M		Hommes/canadien-1500 m	
Heat 1 Race No: 4/Aug.06		Eliminatoire 1 course no: 4/06 Aout	
RK CTRY		256 M	500 M
RG			
1 DEN Jakobsen, Henning L.	1:00.54	2:05.09	
2 FIN Gronlund, Timo	1:01.77	2:06.11	
3 JPN Inoue, Kiyoto	1:01.59	2:06.61	
4 FRA Renaud, Philippe	1:01.15	2:07.90	
5 GBR Train, Stephen	1:03.66	2:08.80	
6 NOR Rozanski, Robert	1:03.09	2:13.21	
WIND/VENT: VELOC. = 1.1 M/S DIRECTION = ENE			
TEMPERATURE AIR = 16 C WATER/EAU= 25 C			

Men/Canadien-1500 M		Hommes/canadien-1500 m	
Heat 2 Race No: 5/Aug. 06		Eliminatoire 2 course no: 5/06 Aout	
RK CTRY		250 M	500 M
RG			
1 ROW Olaru, Costica	0:59.86	2:03.49	
2 CAN Cain, Larry	1:00.12	2:04.30	
3 FRG Faust, Hartmut	1:01.70	2:05.95	
4 USA Plankenhorn, John	1:01.26	2:07.20	
5 ESP Lopez, Francisco	1:01.03	2:08.01	
6 SWE Backlund, Goran	1:04.86	2:15.72	
7 KOR Yun, Hi-Chun	1:17.35	2:40.92	
WIND/VENT: VELOC. = 1.1 Y/S DIRECTION = ENE			
TEMPERATURE AIR = 16 C WATER/EAU= 25 C			

Men/Canadien-1500 M		Hommes/canadien-1500 m	
Repechage 1 Race No: 17/Aug.06		Repechage 1 course no: 17/06 Aout	
RK CTRY		250 M	500 M
RG			
1 NOR Rozanski, Robert	1:03.22	2:08.30	
2 ESP Lopez, Francisco	1:03.52	2:09.72	
3 FRA Renaud, Philippe	1:05.00	2:10.44	
4 KOR Yun, Hi-Chun	1:25.30	2:51.38	
WIND/VENT: VELOC. = 1 M/S DIRECTION = SW			
TEMPERATURE AIR = 27 C WATER/EAU=25 C			

Men/Canadien-1500M		Hommes/canadien-1500 m	
Repechage 2 Race No: 18/Aug.06		Repechage 2 course no: 18/06 Aout	
RK CTRY		250 M	500 M
RG			
1 GBR Train, Stephen	1:07.22	2:12.69	
2 USA Plankenhorn, John	1:08.52	2:13.18	
3 SWE Backlund, Goran	1:11.52	2:21.81	
WIND/VENT: VELOC. = 1 M/S DIRECTION = ENE			
TEMPERATURE AIR = 27 C WATER/EAU= 25 C			

Men/Canadien-1500 M		Hommes/canadien-1500 m	
Semi-Final 1 Race No: 42/Aug. 08		Demi-finale1 course no: 42/08 Aout	
RK CTRY		250 M	500 M
RG			
1 DEN Jakobsen, Henning L.	0:59.39	2:01.42	
2 FRG Faust, Hartmut	0:58.96	2:02.60	
3 FRA Renaud, Philippe	1:00.17	2:03.30	
4 GBR Train, Stephen	1:01.71	2:06.01	
WIND/VENT: VELOC. = 0 M/S			
TEMPERATURE AIR = 14 C WATER/EAU = 25 C			

Men/Canadien-1500 M		Hommes/canadien-1500 m	
Semi-Final 2 Race No: 43/Aug.08		Demi-finale 2 course no: 43/08 Aout	
RK CTRY		250 M	500 M
RG			
1 ROM Olaru, Costica	0:59.36	2:02.62	
2 JPN Inoue, Kiyoto	0:59.68	2:03.55	
3 ESP Lopez, Francisco	1:00.78	2:04.38	
4 USA Plankenhorn, John	1:00.16	2:04.54	
FIRST 3 TO FINAL			
WIND/VENT: VELOC. = 1.2 M/S DIRECTION = N			
TEMPERATURE AIR =14 C WATER/EAU= 25 C			

Men/Canadien-1500 M		Hommes/canadien-1500 m	
Semi-Final 3 Race No: 44/Aug. 08		Demi-finale 3 course no: 44/08 Aout	
RK CTRY		250 M	500 M
RG			
1 CAN Cain, Larry	0:58.63	2:02.60	
2 FIN Gronlund, Timo	0:59.27	2:03.36	
3 NOR Rozanski, Robert	1:01.03	2:06.87	
4 SWE Backlund, Goran	1:04.42	2:14.08	
FIRST 3 TO FINAL			
WIND/VENT: VELOC. = 1.2 M/S DIRECTION = N			
TEMPERATURE AIR = 16 C WATER/EAU= 25 C			

Men/Canadien-1500 M		Hommes/canadien-1500 m	
Find Race No: 63/Aug. 10		Finale course no: 63/10 Aout	
RK CTRY		250 M	500 M
RG			
1 CAN Cain, Larry	0:56.37	1:57.01	
2 DEN Jakobsen, Henning L.	0:58.21	1:58.45	
3 ROM Olaru, Costica	0:57.80	1:59.86	
4 FRA Renaud, Philippe	0:59.82	1:59.95	
5 FIN Gronlund, Timo	0:58.80	2:01.00	
6 JPN Inoue, Kiyoto	1:00.19	2:01.79	
7 FRG Faust, Hartmut	0:57.22	2:01.86	
8 NOR Rozanski, Robert	0:59.45	2:02.12	
9 ESP Lopez, Francisco	1:00.44	2:03.95	
WIND/VENT: VELOC. = 0 M/S			
TEMPERATURE AIR = 16 C WATER/EAU= 25 C			

Men/Canadien-2500 M		Hommes/canadien-2500m	
Heat 1 Race No: 11/Aug.06		Eliminatoire 1-course no: 11/06 Aout	
RK CTRY		250 M	500 M
RG			
1 YUG Ljubek, Matija	0:53.66	1:49.08	
Nisovic, Mirko			
2 FRA Hoyer, Didier	0:53.45	1:50.04	
Renaud, Eric			
3 ESP Miguez, Enrique	0:53.83	1:50.74	
Suarez, Narcisco			
4 FRG Faust, Wolfram	0:54.53	1:51.08	
Wienand, Ralf			
5 USA Young, J.Bret	0:55.35	1:53.50	
Merritt, Bruce			
WIND/VENT: VELOC. = 0 M/S			
TEMPERATURE AIR = 16 C WATER/EAU= 18 C			

Men/Canadien-2500 M		Hommes/canadien-2500m	
Heat 2 Race No: 12/Aug.06		Eliminatoire 2-course no: 12/06 Aout	
RK CTRY		250 M	500 M
RG			
1 ROW Potzaichin, Ivan	0:52.32	1:47.18	
Simionov, Toma			
2 CAN Botting, Steve	0:54.75	1:51.37	
Smith, Eric			
3 GBR Jamieson, Eric	0:55.12	1:52.22	
Train, Andrew			
4 JPN Fukuzato, Shusei	0:55.27	1:52.41	
Izumi, Hiroyuki			
5 MEX Ferrer, Arturc	0:54.58	1:57.80	
Velasco, Victor			
6 KOR Jang, Young-Cheol	0:10.34	2:25.20	
Yun, Hi-Chun			
WIND/VENT: VELOC. = 0 M/S			
TEMPERATURE AIR= 23 C WATER/EAU= 25 C			

Men/Canadien-2500 M		Hommes/canadien-2500m	
Semi-Find 1 Race No: 49/Aug. 08		Demi-finale 1 course no: 49/08 Aout	
RK CTRY		250 M	500 M
RG			
1 FRG Faust, Wolfram	0:54.22	1:50.20	
Wienand, Ralf			
2 JPN Fukuzato, Shusei	0:53.84	1:51.37	
Izumi, Hiroyuki			
3 USA Young, J.Bret	0:53.57	1:51.49	
Merritt, Bruce			

RK CTRY		250 M	500 M
RG			
4 MEX Ferrer, Arturc	0:54.44	1:53.19	
Velasco, Victor			
5 KOR Jang, Young-Cheol	1:19.37	2:20.23	
Yun, Hi-Chun			
FIRST 3 TO FINAL			
WIND/VENT: VELOC. = .8 M/S DIRECTION = WSW			
TEMPERATURE AIR = 21 C WATER/EAU= 25 C			

Men/Canadien-2500M		Hommes /canadien-2500 m	
Final Race No: 66/Aug. 10		Finale course no: 66/10 Aout	
RK CTRY		250 M	500 M
RG			
1 YUG Ljubek, Matija	0:51.00	1:43.67	
Nisovic, Mirko			
2 ROM Potzaichin, Ivan	0:50.33	1:45.68	
Simionov, Toma			
3 ESP Miguez, Enrique	0:52.93	1:47.71	
Suarez, Narcisco			
4 FRA Hoyer, Didier	0:52.53	1:47.72	
Renaud, Eric			
5 CAN Boning, Steve	0:53.60	1:48.81	
Smith, Eric			
6 FRG Faust, Wolfram	0:53.85	1:48.97	
Wienand, Raif			
7 GBR Jamieson, Eric	0:53.23	1:49.59	
Train, Andrew			
8 JPN Fukuzato, Shusei	0:54.32	1:50.22	
Izumi, Hiroyuki			
9 USA Young, J.Bret	0:54.12	1:50.55	
Merritt, Bruce			
WIND/VENT: VELOC. = 0 M/S			
TEMPERATURE AIR = 28 C WATER/EAU= 25 C			



Men/Kayak-1 1000 M
Heat 1 Race No: 21 /Aug. 07

Hommes/kayak-1 1000 m
Eliminatoire 1 course no: 21/07 Aout

RK CTRY RG	250 M	500 M	750 M	1000 M
1 FRA Boccara, Philippe	0:54.68	1:52.81	2:52.63	3:53.51
2 SWE Sundqvist, Kalle	0:55.22	1:55.57	2:56.71	3:56.86
3 ROM Diba, Vasile	0:54.88	1:55.79	2:57.90	3:57.95
4 BEL De Brauwer, Antoon	0:57.59	1:56.54	2:58.93	3:59.21
5 ESP Alegre, Pedro	0:55.77	1:57.02	2:59.22	3:59.95
6 CAN Thomson, Alan	0:56.17	2:14.74	2:59.53	4:03.38
7 FIN Harjola, Veli-Pekka	0:57.13	1:57.63	3:01.68	4:03.40
8 HKG Tsoi, Ngai Wan	1:02.82	1:58.88	3:30.06	4:44.09

WIND/VENT: VELOC. = 0 M/S
TEMPERATURE AIR= 16 C WATER/EAU= 25 C

Men/Kayak-1 1000 M
Heat 2 Race No: 22/Aug.07

Hommes/kayak-1 1000 m
Eliminatoire 2 course no: 22/07Aout

RK CTRY RG	250 M	500 M	750 M	1000 M
1 NZL Thompson, Alan	0:54.46	1:54.04	2:54.32	3:53.41
2 GBR Jackson, Stephen	0:55.27	2:01.43	2:55.85	3:55.12
3 AUS Genders, Peter	0:54.91	1:55.39	2:56.47	3:58.35
4 FRG Wolf, Christoph	0:55.75	1:55.65	2:58.46	4:00.21
5 IRL Pringle, Ian	0:56.73	1:57.18	3:04.46	4:09.21
6 CIV Adogon, Adogon	0:59.46	2:00.68	3:12.55	4:22.30

WIND/VENT: VELOC. = 0 M/S
TEMPERATURE AIR= 16 C WATER/EAU= 25 C

Men/Kayak-1 1000 M
Heat 3 Race No: 23 /Aug. 07

Hommes/kayak-1 1000 m
Eliminatoire 3 course no: 23/07 Aout

RK CTRY RG	250 M	500 M	750 M	1000 M
1 YUG Janic,Milan	0:55.68	1:53.93	2:52.94	3:51.72
2 USA Barton, Greg	0:54.76	1:52.96	2:52.71	3:52.08
3 NOR Rasmussen, Einar	0:57.42	1:56.64	2:55.76	3:57.78
4 ITA Carraro, Paolo	0:55.02	1:53.62	2:54.37	4:00.21
5 ARG Vazquez, Atilio Cesar	0:57.20	1:59.07	3:00.15	4:03.86

WIND/VENT: VELOC. = 0 M/S
TEMPERATURE AIR= 16 C WATER/EAU= 25 C

Men/Kayak-1 1000 M
Repechage 1 Race No: 33/Aug. 07

Hommes/kayak-1 1000 m
Repechage 1 course no: 33/07 Aout

RK CTRY RG	250 M	500 M	750 M	1000 M
1 CAN Thomson, Alan	0:56.25	1:57.61	2:58.37	3:56.64
2 ITA Carraro, Paolo	0:57.51	1:58.45	2:59.13	3:57.25
3 IRL Pringle, Ian	0:58.67	2:01.20	3:04.75	4:07.34
4 BEL Da Brauwer, Antoon	1:02.36	2:07.05	3:11.28	4:18.60
5 HKG Tsoi, Ngai Wan	1:02.75	2:12.19	3:24.15	4:35.45

FIRST 4 TO SEMIFINAL
WIND/VENT: VELOC. = 0 M/S
TEMPERATURE AIR= 31 C WATER/EAU= 25 C

Men/Kayak-1 1000 M
Repechage 2 Race No: 34/Aug. 07

Hommes/kayak-1 1000 m
Repechage 2 course no: 34/07 Aout

RK CTRY RG	250 M	500 M	750 M	1000 M
1 FRG Wolf, Christoph	0:58.68	2:02.10	3:04.63	4:03.47
2 ARG Vazquez, Atilio Cesar	0:57.83	2:01.15	3:04.91	4:04.42
3 FIN Harjola, Veli-Pekka	1:00.92	2:06.07	3:14.44	4:19.40
4 ESP Alegre, Pedro	1:00.23	2:03.54	3:14.02	4:19.48
5 CIV Adogon, Adogon	1:01.07	2:08.15	3:14.78	4:20.11

FIRST 4 TO SEMIFINAL
WIND/VENT: VELOC. = 0 M/S
TEMPERATURE AIR= 31 C WATER/EAU= 25 C

Men/Kayak-1 1000 M
Semi-Final 1 Race No: 51 /Aug. 05

Hommes/kayak-1 1000 m
Demi-finale 1 course no: 51/09 Aout

RK CTRY RG	250 M	500 M	750 M	1000 M
1 FRA Boccara, Philippe	0:57.98	1:51.61	2:50.26	3:52.12
2 USA Barton, Greg	0:56.27	1:53.19	2:53.53	3:54.18
3 AUS Genders, Peter	0:55.01	1:53.70	2:55.12	3:56.09
4 BEL De Brauwer, Antoon	0:59.71	1:57.97	2:56.39	3:57.84
5 CAN Thomson, Alan	0:56.97	1:55.55	2:57.21	3:58.41
6 FIN Harjola, Veli-Pekka	0:55.65	1:54.15	2:57.41	4:02.70

FIRST 3 TO FINAL
WIND/VENT: VELOC. = M/S
TEMPERATURE AIR= 18 C WATER/EAU= 25 C

Men/Kayak-1 1000 M
Semi-Final 2 Race No: 52/Aug. 05

Hommes/kayak-1 1000 m
Demi-finale 2 course no: 52/05 Aout

RK CTRY RG	250 M	500 M	750 M	1000 M
1 NZL Thompson, Alan	0:55.26	1:54.85	2:57.42	3:58.90
2 SWE Sundqvist, Kalle	0:54.28	1:55.06	2:58.15	4:01.01
3 ESP Alegre, Pedro	0:58.51	2:00.14	3:01.96	4:02.40
4 ITA Carraro, Paolo	0:56.46	1:55.97	2:58.75	4:03.84
5 ARG Vazquez, Atilio Cesar	0:57.39	2:00.46	3:05.51	4:07.15
6 NOR Rasmussen, Einar	1:02.58	2:04.88	3:06.61	4:09.77

FIRST 3 TO FINAL
WIND/VENT: VELOC. = 1.6 M/S DIRECTION = NW
TEMPERATURE AIR= 18 C WATER/EAU= 25 C

Men/Kayak-1 1000 M
Semi-Final 3 Race No: 53/Aug. 05

Hommes/kayak-1 1000 m
Demi-finale 3 course no: 53/09 Aout

RK CTRY RG	250 M	500 M	750 M	1000 M
1 GBR Jackson, Stephen	0:55.30	1:55.04	2:56.06	3:56.57
2 YUG Janic, Milan	0:56.62	1:55.32	2:56.32	3:58.43
3 ROM Diba, Vasile	0:56.13	1:55.87	2:58.39	3:59.40
4 FRG Wolf, Christoph	0:55.78	1:56.85	2:59.87	4:00.33
5 IRL Pringle, Ian	0:59.48	2:00.41	3:03.24	4:02.81

FIRST 3 TO FINAL
WIND/VENT: VELOC. = .1 M/S DIRECTION = NW
TEMPERATURE AIR= 18 C WATER/EAU= 25 C

Men/Kayak-1 1000 M
Find Race No: 68 /Aug. 11

Hommes/kayak-1 1000 m
Finale course no: 68/11 Aout

RK CTRY RG	250 M	500 M	750 M	1000 M
1 NZL Thompson, Alan	0:53.00	1:49.33	2:47.54	3:45.73
2 YUG Janic, Milan	0:54.01	1:49.75	2:48.87	3:46.88
3 USA Barton, Greg	0:54.50	1:51.94	2:49.50	3:47.38
4 SWE Sundqvist, Kalle	0:53.67	1:51.29	2:50.16	3:48.69
5 AUS Genders, Peter	0:54.84	1:55.18	2:52.44	3:49.11
6 FRA Boccara, Philippe	0:55.19	1:50.82	2:49.19	3:49.38
7 ROM Diba, Vasile	0:55.80	1:55.01	2:54.09	3:51.61
8 GBR Jackson, Stephen	0:53.33	1:50.59	2:50.82	3:52.25
9 ESP Alegre, Pedro	0:55.49	1:54.50	2:54.29	3:53.20

WIND/VENT: VELOC. = 0 M/S
TEMPERATURE AIR= 18 C WATER/EAU= 25 C

Men/Kayak-2 1000 M
Heat 1 Race No: 26/Aug. 07

Hommes/kayak-2 1000 m
Eliminatoire 1 course no: 26/07 Aout

RK CTRY RG	250 M	500 M	750 M	1000 M
1 CAN Fisher, Hugh Morris, Alwyn	0:49.03	1:42.01	2:35.95	3:29.21
2 USA Kent, Terry (Olney) White, Terry	0:50.28	1:42.90	2:37.27	3:30.87
3 AUT Bachmayer, Werner Hard, Wolfgang	0:49.54	1:44.14	2:38.30	3:31.58
4 FRA Bregeon, Bernard Lefoulon, Patrick	0:51.43	1:45.80	2:40.89	3:31.60
5 NOR Amundsen, Harald Rasmussen, Einar	0:54.76	1:49.31	2:42.33	3:44.60
6 CHN Chu, Zhengyong Peng, Bo	0:51.23	1:49.05	2:50.58	3:52.98

WIND/VENT: VELOC. = 0 M/S
TEMPERATURE AIR= 16 C WATER/EAU= 25 C

Men/Kayak-2 1000 M
Heat 2 Race No: 27/Aug.07

Hommes/kayak-2 1000 m
Eliminatoire 2 course no: 27/07 Aout

RK CTRY RG	250 M	500 M	750 M	1000 M
1 FRG Seack, Matthias Seack, Oliver	0:48.09	1:40.35	2:33.80	3:28.30
2 AUS Kelly, Barry Kenry, Grant	0:48.77	1:41.44	2:34.80	3:28.73
3 ITA Scarpa, Daniele Uberti, Francesco	0:47.72	1:40.68	2:34.30	3:28.82
4 ESP Menendez, Herminio Rio, Guillermodel	0:48.54	1:41.05	2:35.91	3:30.93
5 RON Dulau, Alexandru Geanta, Ion	0:49.34	1:41.89	2:35.36	3:35.25
6 JPN Koike, Kazumori Yanagisawa, Hisao	0:51.02	1:46.89	2:48.05	3:49.63

WIND/VENT: VELOC. = 0 M/S
TEMPERATURE AIR= 16 C WATER/EAU= 25 C

Men / Kayak-2 1000 M
Heat 3 Race No:28 / Aug. 07Hommes / kayak-2 1000 m
Eliminatoire 3 course no: 28 / 07 Aout

RK	CTRY		250 M	500 M	750 M	1000 M
1	SWE	Andersson, Bengt Sundqvist, Kalle	0:50.02	1:44.45	2:38.73	3:31.72
2	HOL	Lebbink, Gert Jan Stevens, Ronaldus	0:50.99	1:45.21	2:39.43	3:34.04
3	GBR	Canham, Christopher Raciborski, Jan	0:50.36	1:44.68	2:39.96	3:35.93
4	NZL	Jenkinson, Robert Richards, Edwin	0:50.67	1:45.40	2:41.44	3:37.69
5	BEL	Dabucke, Patrick Hanssens, Patrick	0:51.99	1:47.20	2:43.67	3:37.92

WIND/VENT: VELOC. = 0 M/S
TEMPERATURE AIR= 16 C WATER/EAU= 25 C

Men / Kayak-2 1000 M
Repechage 1 Race No: 35 / Aug. 07Hommes / kayak-2 1000 m
Repechage 1 cocourse no: 35 / 07 Aout

RK	CTRY		250 M	500 M	750 M	1000 M
1	FRA	Bregeon, Bernard Lefoulon, Patrick	0:55.47	1:53.43	2:50.15	3:40.88
2	ROM	Dulau, Alexandru Geanta, Ion	0:54.22	1:51.99	2:48.62	3:41.03
3	BEL	Debucke, Patrick Hanssens, Patrick	0:56.38	1:54.74	2:53.21	3:52.20
4	CHN	Chu, Zhengyong Peng, Bo	0:54.71	1:53.85	2:53.38	3:53.22

FIRST 3 TO SEMIFINAL
WIND/VENT: VELOC. = 1 M/S DIRECTION = SW
TEMPERATURE AIR= 31 C WATER/EAU= 25 C

Men / Kayak-2 1000 M
Repechage 2 Race No: 36 / Aug. 07Hommes / kayak-2 1000 m
Repechage 2 cocourse no: 36 / 07 Aout

RK	CTRY		250 M	500 M	750 M	1000 M
1	ESP	Menendez, Herminio Riego, Guillermodel	0:52.94	1:48.97	2:45.76	3:41.20
2	NOR	Amundsen, Harald Rasmussen, Einar	0:54.90	1:51.76	2:47.87	3:43.61
3	NZL	Jenkinson, Robert Richards, Edwin	0:53.75	1:50.53	2:48.59	3:45.97
4	JPN	Koike, Kazumori Yanagisawa, Hisao	0:54.75	1:54.92	2:57.72	4:00.02

FIRST 3 TO SEMIFINAL
WIND/VENT: VELOC. = 1 M/S DIRECTION = SW
TEMPERATURE AIR= 31 C WATER/EAU= 25 C

Men / Kayak-2 1000 M
Semi-Final 1 Race No: 55 / Aug. 09Hommes / kayak-2 1000 m
Demi-finale 1 course no: 55 / 09 Aout

RK	CTRY		250 M	500 M	750 M	1000 M
1	CAN	Fisher, Hugh Morris, Alwyn	0:48.30	1:40.22	2:34.78	3:29.09
2	AUS	Kelly, Barry Kenny, Grant	0:48.88	1:41.01	2:35.93	3:30.24
3	FRA	Bregeon, Bernard Lefoulon, Patrick	0:50.49	1:42.75	2:37.13	3:32.35
4	GBR	Canham, Christopher Raciborski, Jan	0:49.91	1:43.60	2:39.08	3:35.77
5	NZL	Jenkinson, Robert Richards, Edwin	0:50.18	1:43.23	2:41.23	3:38.80

FIRST 3 TO FINAL
WIND/VENT: VELOC. = 0 M/S
TEMPERATURE AIR= 18 C WATER/EAU= 25 C

Men / Kayak-2 1000 M
Semi-Final 2 Race No: 56 / Aug. 09Hommes / kayak-2 1000 m
Demi-finale 2 course no: 56 / 09 Aout

RK	CTRY		250 M	500 M	750 M	1000 M
1	ESP	Menendez, Herminio Del Riego, Guillermo	0:48.89	1:40.92	2:35.38	3:29.98
2	FRG	Seack, Matthias Seack, Oliver	0:48.48	1:40.55	2:34.82	3:30.18
3	BEL	Debucke, Patrick Hanssens, Patrick	0:50.89	1:43.17	2:36.68	3:31.00
4	AUT	Bachmayer, Werner Hard, Wolfgang	0:49.31	1:42.47	2:36.96	3:31.60
5	HOL	Lebbink, Gert Jan Stevens, Ronaldus	0:49.76	1:42.71	2:38.41	3:36.36

FIRST 3 TO FINAL
WIND/VENT: VELOC. = 0 M/S
TEMPERATURE AIR= 18 C WATER/EAU= 25 C

Men / Kayak-2 1000 M
Semi-Final 3 Race No: 57 / Aug. 09Hommes / kayak-2 1000 m
Demi-finale 3 course no: 57 / 09 Aout

RK	CTRY		250 M	500 M	750 M	1000 M
1	ITA	Scarpa, Daniele Uberti, Francesco	0:48.91	1:42.38	2:35.07	3:28.25
2	SWE	Andersson, Bengt Sundqvist, Kalle	0:49.17	1:42.17	2:36.04	3:29.80
3	USA	Kent, Terry (Olney) White, Terry	0:50.30	1:42.59	2:36.30	3:29.81
4	ROM	Dulau, Alexandru Geanta, Ion	0:51.45	1:44.47	2:37.05	3:29.99
5	NOR	Amundsen, Harald Rasmussen, Einar	0:50.88	1:43.81	2:38.18	3:34.77

FIRST 3 TO FINAL
WIND/VENT: VELOC. = 0 M/S
TEMPERATURE AIR = 18 C WATER/EAU= 25 C

Men / Kayak-2 1000 M
Final Race No : 71 / Aug. 11Hommes / kayak-2 1000 m
Finale course no: 71 / 11 Aout

RK	CTRY		250 M	500 M	750 M	1000 M
1	CAN	Fisher, Hugh Morris, Alwyn	0:49.15	1:40.02	2:32.45	3:24.22
2	FRA	Bregeon, Bernard Lefoulon, Patrick	0:50.51	1:43.50	2:34.56	3:25.97
3	AUS	Kelly, Barry Kenny, Grant	0:48.45	1:39.86	2:33.55	3:26.80
4	USA	Kent, Terry (Olney) White, Terry	0:48.80	1:42.66	2:35.94	3:27.01
5	FRG	Seack, Matthias Seack, Oliver	0:47.62	1:38.25	2:32.03	3:27.28
6	ITA	Scarpa, Daniele Uberti, Francesco	0:50.08	1:42.05	2:34.30	3:27.46
7	ESP	Menendez, Herminio Del Riego, Guillermo	0:48.17	1:39.67	2:33.96	3:27.53
8	SWE	Andersson, Bengt Sundqvist, Kalle	0:49.61	1:42.29	2:36.29	3:29.39
9	BEL	Debucke, Patrick Hanssens, Patrick	0:51.62	1:43.82	2:38.51	3:32.92

WIND/VENT: VELOC. = 0 M/S
TEMPERATURE AIR= 23 C WATER/EAU= 25 C

**Men/Kayak-4 1000 M**
Heat 1 Race No: 31 /Aug. 07**Hommes/kayak-4 1000 m**
Eliminatoire 1 course no: 31/07 Aout

RK	CTRY	RG	250 M	500 M	750 M	1000 M
1	NZL	Bramwell, Grant Ferguson, Ian Mac Donald, Paul Thompson, Alan	0:43.31	1:29.34	2:17.69	3:05.99
2	ROM	Constantin, Ionel Fedosei, Nicolae Letcaie, Ionel Velea, Angelin	0:43.45	1:30.14	2:18.14	3:06.97
3	FRG	Hessel, Bernd Kegel, Oliver Schmidt, Detlef Scholl, Reiner	0:45.45	1:30.72	2:19.10	3:07.30
4	CAN	Brien, Don Holmes, Mark Irvine, Don Shaw, Colin	0:43.89	1:33.03	2:20.84	3:08.07
5	ITA	Cirillo, Gennaro Damiata, Vincenzo Ganna, Marco Mandragona, Francesco	0:44.13	1:32.18	2:19.72	3:08.90
6	NOR	Borchgrevink, Finn Johannesen, Frank Kvillum, Geir Sletsjoe, Arne B.	0:47.07	1:33.40	2:26.13	3:10.93
7	GBR	Bourne, Grayson Sheriff, Andrew Smith, Kevin West, Jeremy	0:45.23	1:34.06	2:42.56	3:21.05
8	HKG	Cheung, Chak Chuen Ng, Hin Wan Ng, Tsuen Man Tang, Kwok Cheung	0:50.45	1:45.16	2:43.13	3:41.17

WIND/VENT: VELOC. = 0 M/S
TEMPERATURE AIR= 16 C WATER/EAU= 25 C

Men/Kayak-4 1000 M
Heat 2 Race No: 32/Aug.07**Hommes/kayak-4 1000 m**
Eliminatoire 2 course no: 32/07 Aout

RK	CTRY	RG	250 M	500 M	750 M	1000 M
1	FRA	Barouh, Francois Boccaro, Philippe Boucherit, Pascal Vavasseur, Didier	0:45.55	1:33.51	2:19.29	3:06.57
2	AUS	Doak, John Doak, Robert Martin, Raymond Wooden, Scott	0:46.08	1:32.48	2:20.90	3:08.32
3	SWE	Bengtsson, Per-Inge Karls, Tommy Moberg, Lars-Erik Ohlsson, Thomas	0:45.22	1:33.25	2:20.07	3:08.33
4	ESP	Gonzalez, Ivan Ramos, Luis Gregorio Roman, Juan Jose Sanchez, Juan Manuel	0:44.01	1:30.73	2:19.64	3:11.41
5	SUI	Ammann, Peter Buser, Felix Eichenberger, Marcel Lehmann, Helmut	0:46.71	1:35.08	2:24.04	3:12.89
6	FIN	Harjola, Veli-Pekka Kolehmainen, Mikko Niiminen, Ilpo Savilahti, Mika	0:45.01	1:32.81	2:23.51	3:13.17
7	USA	Bellingham, Norman Gilman, David Bchnurrenberger, Dan Spelius, Chris	0:47.09	1:35.87	2:24.89	3:15.77

WIND/VENT : VELOC.=0 C M/S
TEMPERATURE AIR= 16 C WATER/EAU= 25 C

Men/Kayak-4 1000 M
Repechage 1 Race No: 37/Aug. 07**Hommes/kayak-4 1000 m**
Repechage 1 course no: 37/07 Aout

RK	CTRY	RG	250 M	500 M	750 M	1000 M
1	CAN	Brien, Don Holmes, Mark Irvine, Don Shaw, Colin	0:49.27	1:38.92	2:27.74	3:16.52
2	SUI	Ammann, Peter Buser, Felix Eihenberger, Marcel Lehmann, Helmut	0:48.66	1:38.70	2:28.76	3:17.70
3	NOR	Borchgrevink, Finn Johannesen, Frank Kvillum, Geir Sletsjoe, Arne B.	0:48.19	1:38.08	2:28.12	3:18.04

RK	CTRY	RG	250 M	500 M	750 M	1000 M
4	USA	Bellingham, Norman Gilman, David Schnurrenberger, Dan Spelius, Chris	0:48.34	1:38.27	2:28.51	3:19.72
5	HKG	Cheung, Chak Chuen Ng, Hin Wan Ng, Tsuen Man Tang, Kwok Cheung	0:53.35	1:50.26	2:49.46	3:46.92

FIRST 3 TO SEMIFINAL
WIND/VENT: VELOC. = 2 M/S DIRECTION = SW
TEMPERATURE AIR = 31 C WATER/EAU= 25 C

Men/Kayak-4 1000 M
Repechage 2 Race No: 38/Aug. 07**Hommes/kayak-4 1000 m**
Repechage 2 course no: 38/07 Aout

RK	CTRY	RG	250 M	500 M	750 M	1000 M
1	GBR	Bourne, Grayson Sheriff, Andrew Smith, Kevin West, Jeremy	0:47.03	1:36.93	2:27.11	3:18.67
2	ESP	Gonzalez, Ivan Ramos, Luis Gregorio Roman, Juan Jose Sanchez, Juan Manuel	0:47.81	1:38.30	2:30.15	3:21.87
3	FIN	Harjola, Veli-Pekka Kolehmainen, Mikko Niiminen, Ilpo Savilahti, Mika	0:48.63	1:39.64	2:32.15	3:23.27
4	ITA	Cirillo, Gennaro Damiata, Vincenzo Ganna, Marco Mandragona, Francesco	0:48.45			DNF

FIRST 3 TO SEMIFINAL
DNF = DID NOT FINISH/N'A PAS FINI
WIND/VENT: VELOC. = 2 M/S DIRECTION = SW
TEMPERATURE AIR= 31 C WATER/EAU= 25 C

Men/Kayak-4 1000 M
Semi-Final 1 Race No: 59/Aug. 09**Hommes/kayak-4 1000 m**
Demi-finale 1 course no: 59/09 Aout

RK	CTRY	RG	250 M	500 M	750 M	1000 M
1	NZL	Bramwell, Grant Ferguson, Ian Mac Donald, Paul Thompson, Alan	0:43.64	1:29.71	2:18.07	3:05.67
2	SWE	Bengtsson, Per-Inge Karls, Tommy Moberg, Lars-Erik Ohlsson, Thomas	0:44.67	1:31.79	2:18.94	3:06.78
3	GBR	Bourne, Grayson Sheriff, Andrew Smith, Kevin West, Jeremy	0:44.16	1:31.37	2:19.85	3:07.52
4	NOR	Borchgrevink, Finn Johannesen, Frank Kvillum, Geir Sletsjoe, Arne B.	0:45.22	1:32.24	2:20.07	3:07.97

FIRST 3 TO FINAL
WIND/VENT: VELOC. = 0 M/S
TEMPERATURE AIR= 19 C WATER/EAU= 25 C

Canoeing

Canoë

Men / Kayak-4 1000 M Semi-Final 2 Race No: 60 / Aug. 09

Hommes / kayak-4 1000 m Demi-finale 2 course no: 60 / 09 Aout

RK	CTRY	250 M	500 M	750 M	1000 M
1	FRA Barouh, Francois Baccara, Philippe Boucherit, Pascal Vasseur, Didier	0:45.31	1:32.53	2:19.52	3:06.57
2	ESP Gonzalez, Ivan Ramos, Luis Gregorio Roman, Juan Jose Sanchez, Juan Manuel	0:44.54	1:32.88	2:22.17	3:09.03
3	FRG Hessel, Bernd Kegel, Oliver Schmidt, Detler Scholl, Reiner	0:43.86	1:32.29	2:21.67	3:09.85
4	SUI Ammann, Peter Buser, Felix Eichenberger, Marcel Lehmann, Helmut	0:45.99	1:34.42	2:23.08	3:10.36

FIRST 3 TO FINAL

WIND/VENT: VELOC. = 0 M/S
TEMPERATURE AIR= 19 C WATER/EAU= 25 C

Men / Kayak-4 1000 M Semi-Final 3 Race No : 61 / Aug. 09

Hommes / kayak-4 1000 m Demi-finale 3 course no : 61 / 09 Aout

RK	CTRY	250 M	500 M	750 M	1000 M
1	ROM Constantin, Ionel Fedosei, Nicolae Letcaie, Ionel Velea, Angelin	0:43.65	1:31.11	2:20.06	3:08.44
2	CAN Brien, Don Holmes, Mark Irvine, Don Shaw, Colin	0:45.57	1:33.11	2:21.01	3:09.10
3	AUS Doak, John Doak, Robert Martin, Raymond Wooden, Scott	0:44.78	1:32.01	2:21.24	3:09.98
4	FIN Harjola, Veli-Pekka Kolehmainen, Mikko Nieminen, Ilpo Savilahti, Mika	0:45.23	1:43.56	2:23.12	3:12.82

FIRST 3 TO FINAL

WIND/VENT: VELOC. = 0 M/S
TEMPERATURE AIR= 19 C WATER/EAU= 25 C

Men / Kayak-4 1000 M Final Race No : 73 / Aug. 11

Hommes / kayak-4 1000 m Finale course no: 73 / 11 Aout

RK	CTRY	250 M	500 M	750 M	1000 M
1	NZL Bramwell, Grant Ferguson, Ian MacDonald, Paul Thompson, Alan	0:43.69	1:28.45	2:15.64	3:02.28
2	SWE Bengtsson, Per-Inge Karls, Tommy Moberg, Lars-Erik Ohlsson, Thomas	0:45.19	1:31.27	2:17.65	3:02.81
3	FRA Barouh, Francois Baccara, Philippe Boucherit, Pascal VaVasseur, Didier	0:44.52	1:30.14	2:16.88	3:03.94
4	ROM Constantin, Ionel Fedosei, Nicolae Letcaie, Ionel Velea, Angelin	0:43.05	1:28.62	2:17.09	3:04.39
5	GBR Boume, Grayson Sheriff, Andrew Smith, Kevin West, Jeremy	0:44.10	1:29.84	2:16.62	3:04.59
6	ESP Gonzalez, Ivan Ramos, Luis Gregorio Roman, Juan Jose Sanchez, Juan Manuel	0:45.73	1:30.82	2:17.94	3:04.71
7	AUS Doak, John Doak, Robert Martin, Raymond Wooden, Scott	0:45.48	1:30.64	2:18.87	3:06.02

RK	CTRY	250 M	500 M	750 M	1000 M
8	FRG Hessel, Bernd Kegel, Oliver Schmidt, Detler Scholl, Reiner	0:43.34	1:28.98	2:19.21	3:06.47
9	CAN Brien, Don Holmes, Mark Irvine, Don Shaw, Colin	0:44.88	1:32.08	2:18.55	3:06.66

WIND/VENT: VELOC. = 0 M/S
TEMPERATURE AIR= 28 C WATER/EAU= 25 C

Men / Canadian-1 1000 M Heat 1 Race No: 24 / Aug. 07

Hommes / canadien-1 1000 m Eliminatoire 1 course no: 24 / 07 Aout

RK	CTRY	250 M	500 M	750 M	1000 M
1	FRG Eicke, Ulrich	1:00.19	2:02.85	3:05.38	4:10.10
2	CAN Cain, Larry	0:59.96	2:03.59	3:11.00	4:20.10
3	FIN Gronlund, Timo	1:02.16	2:08.42	3:15.71	4:20.39
4	GBR Train, Stephen	1:03.69	2:08.85	3:15.19	4:21.71
5	ESP Lopez, Francisco	1:01.56	2:07.51	3:16.10	4:34.94
	FRA Renaud, Philippe	DQ	DQ	DQ	DQ

DQ= DISQUALIFIED / DISQUALIFIE

WIND/VENT: VELOC. = 0 M/S
TEMPERATURE AIR= 16 C WATER/EAU= 25 C

Men / Canadian-1 1000 M Heat 2 Race No: 25 / Aug. 07

Hommes / canadien-1 1000 m Eliminatoire 2 course no: 25 / 07 Aout

RK	CTRY	250 M	500 M	750 M	1000 M
1	DEN Jakobsen, Henning L.	1:01.20	2:05.67	3:09.71	4:14.59
2	ROM Olaru, Costica	1:01.69	2:06.36	3:10.19	4:15.36
3	USA Merritt, Bruce	1:02.67	2:08.70	3:14.30	4:22.59
4	JPN Inoue, Kiyoto	1:02.46	2:08.18	3:16.11	4:28.05
5	SWE Backlund, Goran	1:04.40	2:11.78	3:19.81	4:28.31

WIND/VENT: VELOC. = 0 M/S
TEMPERATURE AIR= 16 C WATER/EAU= 25 C

Men / Canadian-1 1000 M Semi-Final 1 Race No: 54 / Aug. 09

Hommes / canadien-1 1000 m Demi-finale 1 course no: 54 / 09 Aout

RK	CTRY	250 M	500 M	750 M	1000 M
1	GBR Train, Stephen	1:03.92	2:10.06	3:17.38	4:23.15
2	JPN Inoue, Kiyoto	1:02.86	2:08.77	3:16.90	4:23.73
3	ESP Lopez, Francisco	1:02.54	2:10.30	3:19.65	4:29.50
4	SWE Backlund, Goran	1:04.72	2:11.68	3:21.66	4:31.04

FIRST 3 TO FINAL

WIND/VENT: VELOC. = 0 M/S
TEMPERATURE AIR= 18 C WATER/EAU= 25 C

Men / Canadian-1 1000 M Final Race No: 69 / Aug. 11

Hommes / canadien-1 1000 m Finale course no: 69 / 11 Aout

RK	CTRY	250 M	500 M	750 M	1000 M
1	FRG Eicke, Ulrich	0:59.30	2:00.98	3:03.59	4:06.32
2	CAN Cain, Larry	0:58.96	2:01.17	3:05.72	4:08.67
3	DEN Jakobsen, Henning L.	0:59.76	2:01.75	3:05.41	4:09.51
4	FIN Gronlund, Timo	1:00.94	2:05.82	3:13.13	4:15.58
5	ROM Olaru, Costica	1:00.29	2:03.11	3:07.54	4:16.39
6	GBR Train, Stephen	1:02.45	2:06.93	3:12.65	4:16.64
7	USA Merritt, Bruce	1:01.69	2:06.34	3:12.83	4:18.17
8	JPN Inoue, Kiyoto	1:02.08	2:06.67	3:13.40	4:18.72
9	ESP Lopez, Francisco	1:03.63	2:10.58	3:16.43	4:23.92

WIND/VENT: VELOC. = 0 M/S
TEMPERATURE AIR= 18 C WATER/EAU= 25 C

Men / Canadian-2 1000 M Heat 1 Race No: 29 / Aug. 07

Hommes / canadien-2 1000 m Eliminatoire 1 course no: 29 / 07 Aout

RK	CTRY	250 M	500 M	750 M	1000 M
1	ROM Potzaichin, Ivan Simionov, Toma	0:53.71	1:50.90	2:49.45	3:47.60
2	GBR Train, Andrew Train, Stephen	0:56.58	1:57.01	2:57.64	3:59.70
3	FRG Faust, Wolfram Wienand, Ralf	0:57.31	1:58.23	2:59.62	4:01.73



RK	CTRY	250 M	500 M	750 M	1000 M
RG					
4	MEX Ferrer, Arturc Velasco, Victor	0:56.78	1:57.24	2:59.25	4:03.75
5	JPN Fukuzato, Shusei Izumi, Hiroyuki	0:57.58	1:59.25	3:01.49	4:05.26

WIND/VENT: VELOC. = 0 M/S
TEMPERATURE AIR- 16 C WATER/EAU= 25 C

Men/Canadian-2 1000 M Hommes/canadien-2 1000 m
Heat 2 Race No: 30/Aug.07 Elimatoire 2 course no: 30/07 Aout

RK	CTRY	250 M	500 M	750 M	1000 M
RG					
1	YUG Ljubek, Matija Nisovic, Mirko	0:55.93	1:54.75	2:52.44	3:50.78
2	FRA Hoyer,Didier Renaud, Eric	0:55.31	1:54.03	2:53.17	3:52.71
3	USA Plankenhorn, John Mc Clain, Rodney	0:57.09	1:55.77	2:54.12	3:55.38
4	CAN Botting,Steve Smith, Eric	0:59.13	1:57.34	2:57.53	3:56.60
5	ESP Miguez, Enrique Suarez, Narcisco	0:55.76	1:55.58	2:56.34	3:56.70

WIND/VENT: VELOC. = 0 M/S
TEMPERATURE AIR = 16 C WATER/EAU= 25 C

Men/Canadian-2 1000 M Hommes/canadien-2 1000 m
Semi-Final 1 Race No: 58/Aug. 05 Demi-finale 1 course no:58/05 Aout

RK	CTRY	250 M	500 M	750 M	1000 M
RG					
1	ESP Miguez, Enrique Suarez, Narcisco	0:54.82	1:54.10	2:54.50	3:53.83
2	CAN Botting, Steve Smith, Eric	0:55.20	1:54.69	2:55.52	3:54.49
3	MEX Ferrer, Arturc Velasco, Victor	0:54.46	1:54.32	2:55.85	3:58.70
4	JPN Fukuzato, Shusei Izumi, Hiroyuki	0:55.58	1:55.94	3:00.76	4:10.77

FIRST 3 TO FINAL
WIND/VENT: VELOC. = 0 M/S
TEMPERATURE AIR- 18 C WATER/EAU= 25 C

Men/Candian-2 1000 M Hommes/canadien-2 1000 m
Final Race No: 72/Aug.11 Finale course no: 72/11 Aout

RK	CTRY	250 M	500 M	750 M	1000 M
RG					
1	ROW Potzaichin, Ivan Simionov, Toma	0:52.48	1:47.97	2:43.86	3:40.60
2	YUG Ljubek, Matija Nisovic, Mirko	0:55.06	1:52.77	2:46.20	3:41.56
3	FRA Hoyer, Didier Renaud, Eric	0:54.38	1:51.35	2:49.32	3:48.01
4	FRG Faust, Wolfram Wienand, Ralf	0:56.38	1:54.79	2:54.50	3:52.69
5	USA Plankenhorn, John Mc Clain, Rodney	0:54.69	1:50.82	2:52.81	3:52.72
6	ESP Miguez, Enrique Suarez, Narcisco	0:55.95	1:54.62	2:56.31	3:56.92
7	CAN Botting, Steve Smith, Eric	NTT	1:55.10	2:57.78	3:56.99
8	MEX Ferrer, Arturc Velasco, Victor	0:55.48	1:54.95	2:56.83	3:57.49
9	GBR Train, Andrew Train, Stephen	0:56.74	1:55.44	2:56.54	4:00.92

NTT = NO TIME TAKEN
WIND/VENT: VELOC. = 0 M/S
TEMPERATURE AIR- 28 C WATER/EAU= 25 C

Cycling/Cyclisme

Officials

Federation Internationale de Cyclisme Amateur (FIAC)

President/president Valery Syssoev (URS)
 Secretary-General/secretaire-general Carla Giuliani (ITA)
 Technical Delegates/delegues techniques H.J.C.M. Meuwese (HOL)
 Heinz Dietrich (GDR)

LAOOC Administrative Staff/Personnel Administratif de LAOOC

Commissioner/commissaire Pete Siracusa
 Competition Director (road)/ Charles Cotton
 directeur du competition (route)
 Competition Director (track)/ Gerald Ash
 directeur du competition (course)
 Venue Manager/manager de la venue Bill Wilson
 Sports Manager/manager du sport Clifton Halsey

Participants/Participants

Women Femmes	Competitors Competiteurs	Countries Pays	Men Hommes	Competitors Competiteurs	Countries Pays
Individual Road Race/epreuve sur route	45	16	1000 M Time Trial/contre la montre	25	25
			Sprint/vitesse	33	25
			4000 M Individual Pursuit/ poursuite individuelle	33	21
			Points Race/course aux points	50	29
			4000 M Team Pursuit/poursuite equipe	56	14
			Individual Road Race/epreuve sur route	135	43
			100 km Team Trial/epreuve par equipe	104	26

Legend/Legende

-	unrecorded time/temps non enregistré	G	group/groupe
AB	abandon/abandon	KM/H	kilometers per hour/kilomètres/heure
DNF	did not finish/n'a pas terminé	NP	did not participate/n' a pas participé
EL	eliminated/éliminé	OVT	overtaken/dépassé

Olympic Velodrome,
 California State University,
 Dominguez Hills (8,400)





Women / Individual Road Race 79.2 Km
Lap 5 Final / July 29Femmes / epreuve sur route 79.2 km
Tour 5 final / 29 Juil

RANK RANG	NAME	CTRY	TIME TEMPS	KM/H	RANK RANG	NAME	CTRY	TIME TEMPS
1	Carpenter-Phinney, Connie	USA	2:11:14.	36.210	26	Hack, Johanna	AUT	+9:28
2	Twigg, Rebecca	USA	G		27	Strong-Hearth, Karen	CAN	+10:49
3	Schumacher, Sandra	FRG	G		28	Van Der Lienden, Leontine	HOL	G
4	Larsen, Unni	NOR	G		29	Blower, Maria	GBR	G
5	Canins, Maria	ITA	G		30	Sharp, Muriel	GBR	G
6	Longo, Jeannie	FAA	+1:21		31	Lu, Suyan	CHN	+13:05
7	Soerensen, Helle	DEN	+2:14		32	Ragg, Kathryn	FIJ	+14:45
8	Enzenauer, Ute	FRG	G		33	Altweck, Gabriele	FRG	+18:12
9	Seghezzi, Luisa	ITA	G		34	Meruzzo, Emanuela	ITA	G
10	Parks, Janelle	USA	G		35	Westher, Paula	SWE	G
11	Odin, Cecile	FRA	G		36	Wang, Li	CHN	G
12	Farenkamp, Ines	FRG	G		37	Top, Henny	HOL	G
13	Swinerton, Catherine	GBR	G		38	Dobiasch, Hilde	AUT	G
14	Damiani, Dominique	FRA	G		39	Van Rijnsoever, Theodora	HOL	G
15	Ranudd, Kristina	SUE	G		40	Abe, Wakako	JPN	+28:58
16	Jahre, Tuulikki	SWE	G		41	Lu, Yue	CHN	+31:41
17	Gornall, Linda	GBR	G		42	Choi, Eun-Suk	KOR	+32:36
18	Sobye, Nina	NOR	G		43	Moon, Sook	KOR	+32:57
19	Stendahl, Hege	NOR	G		44	Son, Yak-Sun	KOR	+37:22
20	Guichard, Marielle	FRA	G			Phillips, Marilyn	CAY	AB
21	Thompson, Kristin Inga	USA	G					
22	Robic-Brunet, Genevieve	CAN	+2:48					
23	Bononomi, Roberta	ITA	+3:59					
24	Audet, Marie-Claude	CAN	+9:02					
25	Berglund, Marianne	SWE	G					

1000 M Time Trial
July 301000 m contre la montre
30 Juil

RANK RANG	NAME	CTRY	1 LAP 1 TOUR	2 LAPS 2 TOURS	1000 M	KM/H
1	Schmidtke, Fredy	FRG	23.67	44.00	1:06.10	54.459
2	Hamnett, Curtis	CAN	23.78	44.02	1:06.44	54.187
3	Colas, Fabrice	FRA	24.10	44.11	1:06.65	54.014
4	Samuel, Gene	TRI	23.82	44.03	1:06.69	53.980
5	Adair, Craig	NZL	24.82	45.19	1:06.96	53.760
6	Weller, David	JAY	24.17	44.48	1:07.24	53.537
7	Alexandre, Marcelo O.	ARG	24.44	44.96	1:07.29	53.499
8	O'Reilly, Rory	USA	24.07	44.45	1:07.39	53.420
9	Baudino, Stefano	ITA	23.79	44.67	1:07.70	53.173
10	Isler, Heinz	SUI	24.08	44.99	1:07.88	53.036
11	Hansen, Rolf Morgan	NOR	24.42	45.30	1:07.94	52.991
12	Greuel, Marcelo	BRA	24.00	45.14	1:08.37	52.658
13	Sakamoto, Tsutomu	JPN	24.31	45.52	1:08.87	52.270
14	Rainsford, Max	AUS	25.36	46.28	1:08.96	52.202
15	Rasmussen, Claus Sylv.	DEN	25.15	46.22	1:09.04	52.142
16	Leiva-Buhler, Max-Eduardo	GUA	25.15	46.41	1:09.36	51.897
17	Droguett, Miguel	CHI	25.40	46.76	1:09.42	51.859
18	Barry, Mark	GBR	24.10	45.92	1:09.54	51.772
19	Pile, Charles	BAR	25.13	46.51	1:10.56	51.017
20	Alwi, Rosman	MAL	25.39	47.64	1:11.03	50.682
21	Popp, Paul	AUT	26.05	47.61	1:11.10	50.632
22	Lee, Fu-Hsiang	TPE	24.89	46.32	1:11.12	50.615
23	Guaves, Rodolfo	PHI	26.30	48.36	1:11.61	50.270
24	Moodie, Ernest	CAY	26.97	50.06	1:16.91	46.811
	Garcia, Gonzalez Carlos	URU			NP	
	Richardson, Leon	ANT			DNF	
	Mukasa, Muharud	UGA			NP	

Sprint
First Round / July 31Vitesse
Premiere serie / 31 Juil

HEAT SERIE	NAME	CTRY	200 M	HEAT SERIE	NAME	CTRY	200 M
1	Gorski, Mark	USA	10.87	8	Urquijo, Antonio	CHI	-
	Richardson, Leon	ANT	-		Tucker, Kenrick	AUS	-
					Vails, Nelson	USA	11.07
2	Sakamoto, Tsutomu	JPN	-	9	Daya, Hugo F.	COL	-
	Alexandre, Marcelo O.	ARG	11.87		Depine, Frank	FRA	11.49
					Rainsford, Max	AUS	-
3	Nakatake, Katsuo	JPN	11.92	10	Isler, Heinz	SUI	-
	Pile, Charles	BAR	-		Ceci, Vincenzo	ITA	12.01
	Jamur, Paulo	BRA	-		Guaves, Rodolfo	PHI	-
4	Sella, Gabriele	ITA	11.54	11	Ongaro, Alex	CAN	11.43
	Lyn, Brian	ANT	-		Hansen, Rolf Morgan	NOR	NP
	Steele, Murray	NZL	-		Lee, Fu-Hsiang	TPE	-
5	Vernet, Philippe	FRA	11.31	12	Orban, Frank	BEL	-
	Iannone, Claudio F.	ARG	-		Schmidtke, Fredy	FRG	11.80
	Asuncion, Deogracias	PHI	-		Alwi, Rosman	MAL	-
6	Scheller, Gerhard	FRG	11.29				
	Stanley, Ian	JAM	-				
	Moodie, Ernest	CAY	-				
7	Barry, Mark	GBR	11.84				
	Joseph, James	GUY	-				
	Samuel, Gene	TRI	-				

Sprint
First Round Repechage / July 31Vitesse
Premiere serie repechage / 31 Juil

HEAT SERIE	NAME	CTRY	200 M	HEAT SERIE	NAME	CTRY	200 M
1	Sakamoto, Tsutomu	JPN	11.35	6	Tucker, Kenrick	AUS	11.23
	Lyn, Brian	ANT	-		Daya, Hugo F.	COL	-
					Joseph, James	GUY	-
2	Steele, Murray	NZL	12.09	7	Isler, Heinz	SUI	-
	Asuncion, Deogracias	PHI	-		Lea, Fu-Hsiang	TPE	-
					Orban, Frank	BEL	11.53
3	Richardson, Leon	ANT	-	8	Rainsford, Max	AUS	-
	Iannone, Claudio F.	ARG	11.51		Guaves, Rodolfo	PHI	-
					Alwi, Rosman	MAL	11.58
4	Stanley, Ian	JAM	-				
	Pile, Charles	BAR	-				
	Urquijo, Antonio	CHI	11.64				
5	Jamur, Paulo	BRA	-				
	Samuel, Gene	TRI	11.89				
	Moodie, Ernest	CAY	-				

Sprint
First Round - Second Repechage / July 31Vitesse
Premiere serie - deuxieme repechage / 31 Juil

HEAT SERIE	NAME	CTRY	200 M	HEAT SERIE	NAME	CTRY	200 M
1	Lyn, Brian	ANT	-	3	Richardson, Leon	ANT	-
	Jamur, Paulo	BRA	11.92		Isler, Heinz	SUI	-
	Joseph, James	GUY	-		Rainsford, Max	AUS	11.79
2	Asuncion, Deogracias	PHI	-	4	Guaves, Rodolfo	PHI	-
	Pile, Charles	BAR	11.51		Stanley, Ian	JAM	-
	Moodie, Ernest	CAY	-		Daya, Hugo F.	COL	-
					Lee, Fu-Hsiang	TPE	11.90

Sprint
Second Round / July 31Vitesse
Deuxieme serie / 31 Juil

HEAT SERIE	NAME	CTRY	200 M	HEAT SERIE	NAME	CTRY	200 M
1	Gorski, Mark	USA	10.79	7	Barry, Mark	GBR	-
	Jamur, Paulo	BRA	-		Orban, Frank	BEL	11.33
2	Alexandre, Marcelo O.	ARG	12.68	8	Vails, Nelson	USA	10.80
	Rainsford, Max	AUS	-		Samuel, Gene	TRI	-
3	Nakatake, Katsuo	JPN	12.05	9	Depine, Frank	FRA	-
	Lee, Fu-Hsiang	TPE	-		Iannone, Claudio F.	ARG	11.79
4	Sella, Gabriele	ITA	11.16	10	Ceci, Vincenzo	ITA	11.52
	Pile, Charles	BAR	-		Urquijo, Antonio	CHI	-
5	Vernet, Philippe	FRA	10.94	11	Ongaro, Alex	CAN	-
	Alwi, Rosman	MAL	-		Sakamoto, Tsutomu	JPN	11.07
6	Schmidtke, Fredy	FRG	11.36	12	Scheller, Gerhard	FRG	11.11
	Tucker, Kenrick	AUS	-		Steele, Murray	NZL	-

Sprint
Second Round Repechage / July 31Vitesse
Deuxieme serie repechage / 31 Juil

HEAT SERIE	NAME	CTRY	200 M	HEAT SERIE	NAME	CTRY	200 M
1	Rainsford, Max	AUS	-	4	Pile, Charles	BAR	-
	Ongaro, Alex	CAN	11.23		Depine, Frank	FRA	11.62
2	Jamur, Paulo	BRA	-	5	Alwi, Rosman	MAL	-
	Steele, Murray	NZL	11.92		Barry, Mark	GBR	11.64
3	Lee, Fu-Hsiang	TPE	11.58	6	Tucker, Kenrick	AUS	11.46
	Urquijo, Antonio	CHI	-		Samuel, Gene	TRI	-

Sprint
1/8 Final / Aug. 01Vitesse
1/8 finale / 01 Aout

HEAT SERIE	NAME	CTRY	200 M	HEAT SERIE	NAME	CTRY	200 M
1	Gorski, Mark	USA	10.89	5	Vernet, Philippe	FRA	11.33
	Iannone, Claudio F.	ARG	-		Orban, Frank	BEL	-
	Ongaro, Alex	CAN	-		Steele, Murray	NZL	-
2	Alexandre, Marcelo O.	ARG	-	6	Schmidtke, Fredy	FRG	-
	Ceci, Vincenzo	ITA	-		Vails, Nelson	USA	11.05
	Lee, Fu-Hsiang	TPE	-		Barry, Mark	GBR	-
3	Nakatake, Katsuo	JPN	-	7	Alexandre, Marcelo O.	ARG	12.30
	Scheller, Gerhard	FRG	-		Lee, Fu-Hsiang	TPE	-
	Tucker, Kenrick	AUS	11.58		Ceci, Vincenzo	ITA	-
4	Sella, Gabriele	ITA	-				
	Sakamoto, Tsutomu	JPN	11.31				
	Depine, Frank	FRA	-				

By decision of the jury of appeal the second heat was rerun, with all three riders being considered at fault. The second heat was rerun for riders Marcelo O. Alexandre (ARG) and Fu-Hsiang Lee (TPE) while rider Vincenzo Ceci (ITA) was relegated to the repechage. /Par decision du jury d'appel, la deuxieme serie a ete recourue, les trois coureurs ayant ete consideres fautifs. Seuls les coureurs Marcelo O. Alexandre (ARG) et Fu-Hsiang Lee (TPE) ont couru dans la deuxieme serie, le coureur Vincenzo Ceci (ITA) passant au repêchage.



Sprint 1/8 Final Repechage/Aug.01				Vitesse 1/8 finale repechage/01 Aout			
HEAT SERIE	NAME	CTRY	200 M	HEAT SERIE	NAME	CTRY	200 M
1	Iannone, Claudio F. Scheller, Gerhard Steele, Murray	ARG FRG NZL	- 11.41 -	3	Sella, Gabriele Orban, Frank Ongaro, Alex	ITA BEL CAN	11.58 - -
2	Nakatake, Katsuo Barry, Mark Lee, Fu-Hsiang	JPN GBR TPE	- - 11.67	4	Ceci, Vincenzo Schmidtke, Fredy Depine, Frank	ITA FRG FRA	- 11.45 -

4 X 3.6 QUALIFY / 4 X 3.6 QUALIFIES

Sprint 1/8 Final Repechage/Aug. 01				Vitesse 1/8 finale repechage/01 Aout			
HEAT SERIE	NAME	CTRY	200 M	HEAT SERIE	NAME	CTRY	200 M
1	Scheller, Gerhard Bella, Gabriele	FRG ITA	11.52 -				
2	Schmidtke, Fredy Lee, Fu-Hsiang	FRG TPE	10.96 -				

2 X 2. 2 QUALIFY / 2 X 2. 2 QUALIFIES

Sprint 1/4 Final/Aug.01				Vitesse 1/4 finale/01 Aout			
HEAT SERIE	NAME	CTRY	1 RD.	2 RD.	3 RD.	HEAT SERIE	NAME
1	Gorski, Mark Bcheller, Gerhard	USA FRG	11.65 -	11.08 -	- -		
2	Vernet, Philippe Bchmidtke, Fredy	FRA FRG	11.56 -	11.17 -	- -		
3	Vails, Nelson Alexandre, Marcelo O.	USA ARG	11.33 -	12.07 -	- -		
4	Sakamoto, Tsutomu Tucker, Kenrick	JPN AUS	11.20 -	- 11.51	11.26 -		

Sprint Semi-Final/Aug.02				Vitesse Demi-finale/02Aout			
HEAT SERIE	NAME	CTRY	1 RD.	2 RD.	3 RD.	HEAT SERIE	NAME
1	Gorski, Mark Bakamoto, Tsutomu	USA JPN	11.17 -	10.74 -	- -		
2	Vemet, Philippe Vails, Nelson	FRA USA	- 10.93	- 10.86	- -		

Sprint Final/Aug.03				Vitesse Finale/03Aout			
RANK RANG	NAME	CTRY	1 RD.	2 RD.	3 RD.	RANK RANG	NAME
1	Gorski, Mark	USA	10.49	10.95	-		
2	Vails, Nelson	USA	-	-	-		
3	Sakamoto, Tsutomu	JPN	11.06	11.03	-		
4	Vernet, Philippe	FRA	*	-	-		
5	Bcheller, Gerhard	FRG	11.36	-	-		
6	Alexandre, Marcelo O.	ARG	-	-	-		
7	Tucker, Kenrick	AUS	-	-	-		
8	Schmidtke, Fredy	FRG	-	-	-		

RELEGATED/DECLASSE

4000 M Individual Pursuit Elimination/ July 30				4000 m poursuite individuelle Eliminatoire/30 Juil			
HEAT SERIE	RANK RANG	NAME	CTRY	1000 M	2000 M	3000 M	4000 M
10	1	Hegg, Steve	USA	1:11.06	2:18.21	3:28.17	4:35.57
15	2	Pascal, Robert	FRA	1:12.54	2:24.05	3:35.28	4:46.51
9	3	Nitz, Leonard Harvey	USA	1:12.57	2:23.18	3:34.63	4:46.99
17	4	Pedersen, Joergen V.	DEN	1:12.98	2:24.06	3:35.58	4:48.42
17	5	Golz, Rolf	FRG	1:12.88	2:23.07	3:35.70	4:48.55
7	6	Woods, Dean	AUS	1:12.40	2:24.28	3:37.00	4:49.51
16	7	Calovi, Roberto	ITA	1:17.20	2:27.86	3:38.84	4:49.89
9	8	Grenda, Michael	AUS	1:12.36	2:24.51	3:37.21	4:51.46
12	9	Ceyssens, Rudi	BEL	1:12.33	2:24.61	3:38.35	4:51.51
13	10	Nijdam, Jelle	HOL	1:13.93	2:25.73	3:37.99	4:51.77
11	11	Wallace, Shaun	GBR	1:16.94	2:27.12	3:38.22	4:51.91
11	12	Mueller, Joerg	SUI	1:13.43	2:25.05	3:38.19	4:52.57

HEAT SERIE	RANK RANG	NAME	CTRY	1000 M	2000 M	3000 M	4000 M	KM/H
16	13	Stieda, Alex	CAN	1:13.42	2:26.10	3:39.69	4:54.28	48.932
2	14	Garcia, Gonzalez Caries	URU	1:12.34	2:25.73	3:40.57	4:54.37	48.918
8	15	Cuff, Anthony	NZL	1:13.24	2:26.80	3:41.11	4:55.06	48.803
5	16	Curuchet, Gabriel O.	ARG	1:12.88	2:26.17	3:40.05	4:55.07	48.801
6	17	Trevisiol, Gary	CAN	1:15.58	2:27.71	3:42.24	4:57.01	48.483
14	18	Larsen, Henning	DEN	1:15.37	2:29.23	3:44.34	4:58.17	-
14	19	Colombo, Maurizio C.	ITA	1:15.02	2:28.46	3:43.64	4:59.72	-
4	20	Wackstrom, Sixten	FIN	1:14.48	2:27.87	3:43.34	4:59.94	48.009
12	21	Joho, Stephan	SUI	1:15.13	2:30.88	3:45.17	5:00.30	47.952
3	22	Fischer, Hans	BRA	-	-	-	5:00.47	47.924
6	23	Palacios, William	COL	1:16.01	2:30.27	3:46.69	5:01.17	47.813
5	24	Krenauer, Karl	AUT	1:14.84	2:27.40	3:43.33	5:01.18	47.811
13	25	Louvel, Eric	FRA	1:13.41	2:28.34	3:44.32	5:01.52	-
2	26	Bent, Steve	GBR	1:16.21	2:30.56	3:45.97	5:02.17	47.655
4	27	Vera, Fernando	CHI	1:14.09	2:27.81	3:44.55	5:02.53	47.598
8	28	Jaramillo, Balbino		1:15.93	2:30.68	3:46.69	5:04.12	47.349
1	29	Panton, Diomedes	PHI	1:18.30	2:33.51	3:53.33	5:14.27	45.820
10		Caino, Pedro Omar	ARG	1:14.24	2:25.12	3:36.41	OVT	
3		Hsu, Chin-Te	TPE	-	-	-	OVT	
7		Cuevas, Eduardo	CHI	-	-	-	OVT	
15		Wittenbom, Ingo	FRG	1:12.57	2:26.20	3:40.93	OVT	

4000 M Individual Pursuit 1/8Final/July31				4000 m poursuite individuelle 1/8finale/31Juil			
HEAT SERIE	RANK RANG	NAME	CTRY	1000 M	2000 M	3000 M	4000 M
1	1	Grenda, Michael	AUS	1:13.12	2:25.17	3:37.54	4:48.99
2	2	Ceyssens, Rudi	BEL	1:12.77	2:24.28	3:36.78	4:49.53
2	2	Calovi, Roberto	ITA	1:15.61	2:26.12	3:37.74	4:50.11
1	1	Nijdam, Jelle	HOL	1:13.26	2:23.31	3:34.55	4:46.78
3	1	Woods, Dean	AUS	1:11.29	2:20.34	3:34.86	4:43.72
2	2	Wallace, Shaun	GBR	1:13.53	2:24.96	3:37.80	4:50.80
4	1	Golz, Rolf	FRG	1:11.27	2:20.79	3:31.33	4:42.63
2	2	Mueller, Joerg	SUI	1:14.14	2:25.44	3:39.00	4:53.07
5	1	Pedersen, Joergen V.	DEN	1:13.52	2:25.33	3:36.58	4:45.34
2	2	Stieda, Alex	CAN	1:13.82	2:26.57	3:37.88	4:51.75
6	1	Nitz, Leonard Harvey	USA	1:14.94	2:25.48	3:35.46	4:44.97
2	2	Garcia, Gonzalez Carlos	URU	1:14.24	2:26.98	3:40.99	4:53.72
7	1	Pascal, Robert	FRA	1:14.01	2:25.46	3:37.50	4:47.94
2	2	Cuff, Anthony	NZL	1:13.79	2:25.94	3:39.15	4:50.49
8	1	Hegg, Steve	USA	1:13.26	2:22.34	3:31.53	4:40.26
2	2	Curuchet, Gabriel O	ARG	1:12.46	2:23.49	3:36.11	4:51.04

4000 M Individual Pursuit 1/4Final/July31				4000 m poursuite individuelle 1/4 finale/31 Juil			
HEAT SERIE	NAME	CTRY	1000 M	2000 M	3000 M	4000 M	KM/H
1	Nitz, Leonard Harvey	USA	1:12.81	2:22.88	3:33.50	4:43.98	50.707
	Pedersen, Joergen V.	DEN	1:12.36	2:22.73	3:34.33	4:46.65	50.235
2	Woods, Dean	AUS	1:13.19	2:24.75	3:37.12	4:48.04	49.993
	Nijdam, Jelle	HOL	1:14.07	2:26.45	3:38.87	4:52.98	49.150
3	Golz, Rolf	FRG	1:11.59	2:19.05	3:28.58	4:37.70	-
	Pascal, Robert	FRA	-	-	-	-	OVT
4	Hegg, Steve	USA	1:11.60	2:20.20	3:29.59	4:37.10	51.966
	Grenda, Michael	AUS	-	-	-	-	OVT

4000 M Individual Pursuit Semi-Final/ Aug. 01				4000 m poursuite individuelle Demi-finale/01Aout			
HEAT SERIE	NAME	CTRY	1000 M	2000 M	3000 M	4000 M	KM/H
1	Golz, Rolf	FRG	-	-	-	-	-
	Nitz, Leonard Harvey	USA	-	-	-	-	OVT
2	Hegg, Steve	USA	1:12.54	2:21.60	3:33.04	4:47.07	50.161
	Woods, Dean	AUS	1:12.00	2:22.78	3:37.48	4:55.02	48.810

Cycling

Cyclisme

4000 M Individual Pursuit Final / Aug. 01

4000 m pour suite individuelle Finale / 01 Aout

HEAT	RANK	NAME	CTRY	1000 M	2000 M	3000 M	4000 M	KM/H
SERIE	RANG							
FOR THIRD PLACE / POUR LA TROISIEME PLACE								
1	2	Woods, Dean	AUS	1:12.60	2:22.16	3:33.57	4:44.08	50.689
	1	Nitz, Leonard Harvey	USA	1:14.19	2:22.95	3:33.78	4:44.03	50.698
FOR FIRST PLACE / POUR PREMIERE PLACE								
2	2	Golz, Rolf	FRG	1:10.47	2:18.45	3:31.91	4:43.82	50.736
	1	Hegg, Steve	USA	1:10.99	2:18.96	3:28.71	4:39.35	51.548

4000 M Individual Pursuit Final / Aug. 01

4000 m pour suite individuelle Finale / 01 Aout

RANK	NAME	CTRY	1000 M	2000 M	3000 M	4000 M	KM/H
RANG							
1	Hegg, Steve	USA	1:10.99	2:18.96	3:28.71	4:39.35	51.548
2	Golz, Rolf	FRG	1:10.46	2:18.45	3:31.91	4:43.82	50.736
3	Nitz, Leonard Harvey	USA	1:14.19	2:22.95	3:33.78	4:44.03	50.698
4	Woods, Dean	AUS	1:12.60	2:22.16	3:33.57	4:44.08	50.689
POSITIONS 5 TO / AU 16							
5	Pedersen, Joergen V.	DEN					
6	Nijdam, Jelle	HOL					
7	Pascal, Robert	FRA					
8	Grenda, Michael	AUS					
9	Ceyssens, Rudi	BEL					
10	Calovi, Roberto	ITA					
11	Cuff, Anthony	NZL					
12	Wallace, Shy	GBR					
13	Curuchet, Gabriel O.	ARG					
14	Shieda, Alex	CAN					
15	Mueller, Joerg	SUI					
16	Garcia, Gonzalez Carlos	URU					

Points Race Elimination Race No : 1 / July 31

Course aux points Eliminatoire course no : 1 / 31 Juil

The first 12 riders qualify for the final /
Les 12 premiers coureurs se qualifient pour la finale

RANK	NAME	CTRY	LAPS DOWN	POINTS
RANG			TOURS EN RETARD	
1	Soerensen, Brian Holm	DEN	0	37
2	Curuchet, Juan Esteban	ARG	1	35
3	Fowler, Brian	NZL	0	24
4	Clarke, Glenn	AUS	2	20
5	Martinello, Silvio	ITA	1	13
6	Curran, Paul	GBR	2	13
7	Palacios, William	COL	1	11
8	Trevisiol, Gary	CAN	1	10
9	Messerschmidt, Uwe	FRG	2	10
10	Ilegems, Roger	BEL	1	9
11	Louvel, Eric	FRA	2	9
12	Joho, Stephan	SUI	2	8
13	Zellhofer, Kurt	AUT	2	6
14	Fischer, Hans	BRA	2	5
15	Sate, Hitoshi	JPN	2	2
16	Van Haute, Danny	USA	2	2
17	Aldrige, Peter	JAM	2	1
18	Asuncion, Deogracias	PHI	2	0
19	Munoz, Roberto	CHI	2	0
	Games, Hayden	ANT		NP
	Lee, Fu-Hsiang	TPE		NP
	Wilson, Clyde	BER		NP
	Myrtilainen, Kari	FIN		NP
	Toussaint, Randolph	GUY		NP
	Rios, Salvador	MEX		NP
	Samuel, Gene	TRI		NP

Points Race Elimination Race No: 2 / Aug. 01

Course aux points Eliminatoire course no : 2 / 01 Aout

The first 12 riders qualify for the final /
Les 12 premiers coureurs se qualifient pour la finale

RANK	NAME	CTRY	LAPS DOWN	POINTS
RANG			TOURS EN RETARD	
1	Mueller, Joerg	SUI	0	14
2	Youshimatz, Jose Manuel	MEX	0	8
3	Garcia, Didier	FRA	0	6
4	Jaramillo, Balbino	COL	0	4
5	Marcussen, Michael	DEN	1	26
6	Stieda, Alex	CAN	1	23
7	Haedo, Juan Carlos	ARG	1	19
8	Wallace, Shaun	GBR	1	18
9	Ceyssens, Rudi	BEL	1	17

RANK	NAME	CTRY	LAPS DOWN	POINTS
RANG			TOURS EN RETARD	
10	Donike, Manfred	FRG	1	16
11	Van Egmond, Derk Jan	HOL	1	15
12	Alloccho, Stefano	ITA	1	12
13	Miller, Graeme	NZL	1	10
14	Whitehead, Mark	USA	1	9
15	Kuwazawa, Akio	JPN	1	8
16	Droguett, Miguel	CHI	1	4
17	Garcia, Gonzalez Carlos	URU	1	4
18	West, Gary	AUS	1	3
19	Popp, Paul	AUT	1	3
20	Pagarigan, Edgardo	PHI	1	1
21	Richmond, Aubrey	GUY	2	0
	Hughes, Elisha	ANT		AB
	Moodie, Ernest	CAY		AB
	Stanley, Ian	JAM		AB
	Hedgren, Harri	FIN		NP

Points Race Final / Aug. 03

Course aux points Finale / 03 Aout

RANK	NAME	CTRY	LAPS DOWN	POINTS
RANG			TOURS EN RETARD	
1	Ilegems, Roger	BEL	0	37
2	Messerschmidt, Uwe	FRG	0	15
3	Youshimatz, Jose Manuel	MEX	1	29
4	Mueller, Joerg	SUI	1	23
5	Curuchet, Juan Esteban	ARG	1	20
6	Clarke, Glenn	AUS	1	13
7	Fowler, Brian	NZL	1	12
8	Van Egmond, Derk Jan	HOL	2	56
9	Marcussen, Michael	DEN	2	21
10	Stieda, Alex	CAN	2	17
11	Ceyssens, Rudi	BEL	2	16
12	Garcia, Didier	FRA	2	13
13	Jaramillo, Balbino	COL	2	12
14	Alloccho, Stefano	ITA	2	11
15	Palacios, William	COL	2	9
16	Martinello, Silvio	ITA	2	8
17	Soerensen, Brian Holm	DEN	3	12
18	Trevisiol, Gary	CAN	3	10
19	Donike, Manfred	FRG	3	3
20	Haedo, Juan Carlos	ARG	3	1
21	Wallace, Shaun	GBR	3	1
22	Curran, Paul	GBR	4	13
	Louvel, Eric	FRA		AB
	Joho, Stephan	W I		EL

TIME/TEMPS = 1:03.41
AVERAGE SPEED / MOYENNE = 47.102 KM/H

4000 M Team Pursuit Elimination / Aug. 02

4000 m pour suite equipe Eliminatoire / 02 Aout

RANK	CTRY	NAME	1000 M	2000 M	3000 M	1000 M	KM/H
RANG							
1	ITA	Amadio, Roberto Brunelli, Massimo Colombo, Maurizio C. Martinello, Silvio	1:09.36	2:14.87	3:21.31	4:28.47	53.637
2	AUS	Grenda, Michael Nichols, Kevin Turtur, Michael Woods, Dean	1:08.88	2:15.58	3:22.83	4:28.79	53.573
3	FRG	Alber, Reinhard Golz, Rolf Gunther, Roland Marx, Michael	1:07.69	2:13.44	3:20.66	4:28.97	53.537
4	DEN	Frost, Dan Marcussen, Michael Pedersen, Joergen V. Soerensen, Brian Holm	1:10.94	2:16.96	3:23.57	4:29.79	53.374
5	USA	Emery, Brent Hegg, Steve McDonough, R. Patrick Nitz, Leonard Harvey	1:12.16	2:20.10	3:25.03	4:29.92	53.349
6	FRA	Garcia, Didier Louvel, Eric Pote, Pascal Pascal, Robert	1:09.91	2:15.45	3:22.04	4:30.34	53.266
7	BEL	Ceyssens, Rudi Ilegems, Roger Roes, Peter Smeets, Joseph	1:09.86	2:16.47	3:23.49	4:31.20	53.097
8	SUI	Huwylar, Daniel Ledermann, Hans Maerki, Hansruedi Mueller, Joerg	1:11.18	2:17.26	3:24.34	4:31.86	52.968
9	ARG	Caino, Pedro Omar Curuchet, Gabriel O. Curuchet, Juan Esteban Trillini, Eduardo W.	1:11.72	2:18.35	3:24.52	4:32.25	52.892
10	HOL	Elshof, Rafael Moorman, Rik Nijdam, Jelle Van Der Hulst, Marco	1:09.10	2:16.15	3:23.78	4:33.45	52.660



RANK	CTRY	NAME	1000 M	2000 M	3000 M	4000 M	KM/H
11	JPN	Kuwazawa, Akio Okada, Harumitsu Sarudate, Mitsugi Tsumuraya, Yoshihiro	1:10.01	2:16.75	3:25.74	4:34.39	52.480
12	GBR	Bent, Steve Curran, Paul Noble, Mark Timmis, Adrian	1:09.56	2:16.83	3:25.76	4:36.74	52.034
13	NZL	Adair, Craig Cuff, Anthony Fowler, Brian Miller, Graeme	1:12.08	2:20.89	3:29.00	4:37.57	51.878
14	CHI	Aquea, Lino Cuevas, Eduardo Droguett, Miguel Vera, Fernando	1:10.67	2:19.23	3:29.49	4:38.57	51.692

4000 M Team Pursuit Quarter-Final/Aug.02 **4000 m poursuite equipe Quarts de finale/02 Aout**

RANK	CTRY	NAME	1000 M	2000 M	3000 M	4000 M	KM/H
1	DEN	Frost, Dan Marcussen, Michael Pedersen, Joergen V. Soerensen, Brian Holm	1:10.40	2:15.13	3:20.49	4:25.16	54.306
	USA	Emery, Brent Hegg, Steve Mc Donough, R. Patrick Nitz, Leonard Harvey	1:10.84	2:16.01	3:20.09	4:25.15	54.308
2	FRB	Alber, Reinhard Golz, Rolf Gunther, Roland Marx, Michael	1:08.06	2:13.94	3:21.73	4:28.04	53.723
	FRA	Garcia, Didier Louvel, Eric Pottier, Pascal Pascal, Robert	1:09.68	2:15.98	3:23.28	4:30.28	53.278
3	AUS	Grenda, Michael Nichols, Kevin Turtur, Michael Woods, Dean	1:09.84	2:16.82	3:23.33	4:30.19	53.295
	BEL	Ceyskens, Rudi Ilegems, Roger Roes, Peter Smeets, Joseph	1:09.52	2:16.55	3:23.51	4:31.53	53.032
4	ITA	Amadio, Roberto Brunelli, Massimo Colombo, Maurizio C. Martinello, Silvio	1:09.19	2:13.21	3:18.69	4:25.07	54.325
	SUI	Huwylar, Daniel Ledermann, Hans Maerki, Hansruedi Mueller, Joerg	1:09.31	2:14.41	3:21.35	4:30.47	53.240

4000 M Team Pursuit Semi-Final/Aug03 **4000 m poursuite equipe Demi-finale/03Aout**

HEAT	RANK	CTRY	NAME	1000 M	2000 M	3000 M	4000 M	KM/H
1	1	USA	Grylls, David Hegg, Steve Mc Donough, R. Patrick Nitz, Leonard Harvey	-	-	-	-	-
	2	FRG	Alber, Reinhard Golz, Rolf Gunther, Roland Marx, Michael	-	-	-	-	OVT
2	2	ITA	Amadio, Roberto Brunelli, Massimo Colombo, Maurizio C. Martinello, Silvio	1:10.26	2:14.61	3:19.83	4:25.12	54.315
	1	AUS	Grenda, Michael Nichols, Kevin Turtur, Michael Woods, Dean	1:08.53	2:13.77	3:18.97	4:23.56	54.636

4000 M Team Pursuit Final/Aug03 **4000 m poursuite equipe Finale/03Aout**

RANK	CTRY	NAME	1000 M	2000 M	3000 M	4000 M	KM/H
1	AUS	Grenda, Michael Nichols, Kevin Turtur, Michael Woods, Dean	1:09.13	2:14.66	3:20.64	4:25.99	54.137
2	USA	Grylls, David Hegg, Steve Mc Donough, R. Patrick Nitz, Leonard Harvey	1:10.33	2:15.13	3:21.91	4:29.85	53.362

RANK	CTRY	NAME	1000 M	2000 M	3000 M	4000 M	KM/H
3	FRG	Alber, Reinhard Golz, Rolf Gunther, Roland Marx, Michael	1:08.00	2:12.09	3:18.58	4:25.60	54.216
4	ITA	Amadio, Roberto Brunelli, Massimo Colombo, Maurizio C. Martinello, Silvio	1:10.55	2:14.67	3:20.79	4:26.90	53.952
5	DEN	4:25.16	10	HOL	4:33.45		
6	FRA	4:30.28	11	JPN	4:34.39		
7	SUI	4:30.47	12	GBR	4:36.74		
8	BEL	4:31.53	13	NZL	4:37.57		
9	ARG	4:32.25	14	CHI	4:38.57		

Men/Individual Road Race 190.2 Km Lap 12 Final/July 29 **Hombres/epreuve sur route 190.2 km Tour 12 final/29 Juil**

RANK	NAME	CTRY	TIME	KM/H	NAME	CTRY	TIME
1	Grewal, Alexi	USA	4:59:57	38.	Renau, Wernell	BIZ	
2	Bauer, Steve	CAN	G		Harvey, Pierre	CAN	AB
3	Lauritzen, Dag Otto	NOR	+0:21		Masson, Alain	CAN	AB
4	Saether, Morten	NOR	G		Dibben, David	CAY	AB
5	Phinney, Davis	USA	+1:19		Ebanks, Alfred	CAY	AB
6	Rogers, Thurlow	USA	G		Merren, Craig	CAY	AB
7	Ropret, Bojan	YUG	G		Wint, Aldyn	CAY	AB
8	Mora, Nestor	COL	G		Aravena, Manuel	CHI	AB
9	Kiefel, Ronald	USA	+1:43		Munoz, Roberto	CHI	AB
10	Trinkler, Richard	SUI	G		Ayissi, Alain	CMR	AB
11	Alcala, Raul	MEX	G		Kono, Joseph	CMR	AB
12	Maurer, Stefan	SUI	+3:37		Ntep, Dieudonne	CMR	AB
13	Volpi, Alberto	ITA	+4:10		Siani, Thomas	CMR	AB
14	Christiansson, Per	SWE	G		Arango, Rogelio	COL	AB
15	Wechselberger, Helmut	AUT	G		Agrotis, Spyros	CYP	AB
16	Campos, Enrique	VEN	G		Byriel, Ole	DEN	AB
17	Ramos, Luis	MEX	+6:14		Lilholt, Soeren	DEN	AB
18	Fowler, Brian	NZL	+6:48		Dominguez, Manuel Jorge	ESP	AB
19	Early, Martin	IRL	G		Indurain, Miguel	ESP	AB
20	Kvalsvoll, Atle	NOR	G		Sanchis, Jose Salvador	ESP	AB
21	Parra, Fabio	COL	G		Hedgren, Harri	FIN	AB
22	Freienstein, Thomas	FRG	+7:51		Carlin, Claude	FRA	AB
23	Antequera, Francisco	ESP	+11:30		Prlizzari, Denis	FRA	AB
24	Pedersen, Per Johnny	DEN	+11:46		Kappes, Andreas	FRG	AB
25	Myrjalainen, Kari	FIN	G		Bell, Mark	GBR	AB
26	Wahlqvist, Lars	SWE	G		Martin, Neil	GBR	AB
27	Kimmage, Paul	IRL	G		Sanders, Peter	GBR	AB
28	Amardeilh, Daniel	FRA	G		Webster, Darryl	GBR	AB
29	Bouvatier, Philippe	FRA	G		Kanellopoulos, Kanellos	GRE	AB
30	Nilsson, Kjell	SWE	G		Kelesidis, Ilias	GRE	AB
31	Hannus, Harry	FIN	G		Toussaint, Randolph	GUY	AB
32	Brykt, Stefan	SWE	G		Choy, Yiu-Chung	HKG	AB
33	Garneau, Louis	CAN	+15:30		Hung, Chung-Yam	HKG	AB
34	Zellhofer, Kurt	AUT	G		Law, Siu-On	HKG	AB
35	Cerin, Primoz	YUG	G		Leung, Hung-Tak	HKG	AB
36	Stadler, Achim	FRG	G		Daams, Johannes	HOL	AB
37	Cox, Stephen	NZL	G		Poels, Antonius	HOL	AB
38	Wackstrom, Patrick	FIN	G		Verhoeven, Nicolaas	HOL	AB
39	Thomson, Gary	IRL	G		Colage, Stefano	ITA	AB
40	Eriksen, Kim Jolin	DEN	G		Pagnin, Roberto	ITA	AB
41	Stauff, Werner	FRG	+18:04		Piccolo, Renato	ITA	AB
42	Pavlic, Jure	YUG	G		Murdock, Lorenzo	JAN	AB
43	Downey, Seamus	IRL	G		Kim, Chul-Seok	KOR	AB
44	Van Poppel, Jean-Paul	HOL	+22:20		Lee, Jin-Ok	KOR	AB
45	Takahashi, Matsuyoshi	JPN	G		Shin, Dea-Cheul	KOR	AB
46	Cuderman, Marko	YUG	G		Arslanian, Sirop	LIB	AB
47	Rios, Salvador	MEX	G		Afandi, Mustapha	MAR	AB
48	Park, Se-Yong	KOR	G		Benbouilla, Brahim	MAR	AB
49	Traxler, Johann	AUT	G		Rhaili, Ahmed	MAR	AB
50	Leslie, Jeff	AUS	G		Chimwaza, Dyton	MAW	AB
51	Correa, Fernando	VEN	G		Kaswanga, Daniel	MAW	AB
52	Jaramillo, Carlos M.	COL	G		Nayeja, George	MAW	AB
53	Tenn, Arthur	JAM	G		Yusuf, Amadu	MAW	AB
54	Najjari, Mustapha	MAR	+22:30		Rios, Jesus	MEX	AB
55	Lynch, Michael	AUS	+27:05		Odegaard, Hans Petter	NOR	AB
	Biera, Luis Alberta	ARG	AB		Sumich, Roger	NZL	AB
	Trowell, Gary	AUS	AB		Zavaleta, Ramon	PER	AB
	Watters, Elliot	AUS	AB		Rivera, Ramon	PUR	AB
	Popp, Paul	AUT	AB		Abdullah, A.Al-Shaye	SAU	AB
	Bomans, Carlo	BEL	AB		Alabsi, Hasan	SAU	AB
	Van Sweevelt, Ronny	BEL	AB		Alghazawi, Ali	SAU	AB
	Verleyen, Frank	BEL	AB		Alshanjiti, Mohammed	SAU	AB
	Ford, John	BER	AB		Casadei, Maurizio	SMR	AB
	Godfrey, Earl	BER	AB		Imboden, Heinz	SUI	AB
	Wilson, Clyde	BER	AB		Wiss, Benno	SUI	AB
	Chavarria, Joslyn	BIZ	AB		Mukasa, Muharud	UGA	AB
	Coye, Warren	BIZ	AB		Buule, Ernest	UGA	AB
	Gillitt, Lindford	BIZ	AB				

100 Km Team Time Trial Aug 05 **100 km epreuve par equipe 05 Aout**

RANK	CTRY	NAME	25KM	50KM	75KM	100KM
1	ITA	Bartalini, Marcello Giovannetti, Marco Poli, Eros Vandelli, Claudio	29.28	0:58:42	1:28:40	1:58:28
2	SUI	Acherman, Alfred Trinkler, Richard Vial, Laurent-P. Wiss, Benno	29.48	0:59:42	1:30:42	2:02:38

RANK RANG	CTRY	NAME	25KM	50KM	75KM	100KM
3	USA	Kiefel, Ronald Knickman, Roy Phinney, Davis Weaver, Andrew	30:01	1:00:49	1:32:06	2:02:57
4	HOL	Alberts, Johan Breukink, Erik Ducrot, Martinus Jakobs, Gert	30:22	1:01:20	1:33:19	2:04:46
5	SWE	Asplund, Bengt Christiansson, Per Knutsson, Magnus Larsson, Hakan	30:29	1:01:40	1:33:32	2:05:07
6	FRA	Bernard, Jean Francois Bouvatier, Philippe Marie, Thierry Prizzari, Denis	30:47	1:01:30	1:33:28	2:05:31
7	DEN	Carlsen, John Eriksen, Kim Jolin Jensen, Lars Erik Lilholt, Soeren	30:21	1:01:17	1:33:26	2:05:51
8	GBR	Poulter, Steve Reynolds, Keith Sanders, Peter Webster, Darryl	30:38	1:01:22	1:33:04	2:05:55
9	YUG	Bulic, Bruno Cerin, Primoz Lampic, Janez Ropret, Bojan	31:01	1:01:40	1:33:44	2:07:05
10	NOR	Hopen, Dag Odegaard, Hans Patter Raunehaug, Arnstein Saether, Morten	30:19	1:02:18	1:35:01	2:08:08
11	AUT	Krenauer, Karl Lienhart, Johann Muckenhuber, Peter Wechselberger, Helmut	31:11	1:02:42	1:35:29	2:08:15
12	FRG	Bolts, Hartmut Freienstein, Thomas Grone, Bernd Maue, Michael	30:50	1:02:20	1:35:19	2:08:17
13	FIN	Hannus, Harry Myrskylainen, Kari Wackstrom, Patrick Wackstrom, Sixten	31:27	1:03:21	1:36:12	2:09:44
14	CAN	Harvey, Pierre Masson, Alain Puffer, Robert Willock, Martin	30:34	1:02:03	1:34:59	2:10:20
15	AUS	Leslie, Jeff Lynch, Michael Trowell, Gary Watters, Elliot	31:47	1:03:45	1:37:46	2:10:52
16	IRL	Cassidy, Philip Early, Martin Kimmage, Paul Thomson, Gary	32:00	1:04:06	1:38:19	2:13:16
17	MEX	Alcala, Raul Enriquez, Felipe Gutierrez, Guillermo Munoz, Cuauhtemoc	30:54	1:02:37	1:36:23	2:15:37
18	BRA	Alvaristo, Gilson Braga, Jair Ferraro, Renan Mazzaron, Marcos	33:03	1:06:46	1:42:04	2:17:24
19	HKG	Choy, Yiu-Chung Hung, Chung-Yam Law, Siu-On Leung, Hung-Tak	32:49	1:06:05	1:41:25	2:17:25
20	KOR	Cho, Gun-Hang Jang, Yun-Ho Kim, Chul-Seok Lee, Jan-Ok	32:23	1:06:02	1:41:28	2:17:34
21	CHN	Han, Shuxiang Liu, Fu Wang, Wanqiang Zeng, Bo				

RANK RANG	CTRY	NAME	25KM	50KM	75KM	100KM
22	CAY	Dibben, David Ebanks, Alfred Merren, Craig Wint, Aldyn	34:40	1:10:15	1:46:51	2:22:49
23	CMR	Ayissi, Alain Feutsa, Lucas Kono, Joseph Ntep, Dieudonne	34:39	1:09:56	1:47:02	2:25:26
24	SAU	Alabsi, Hasan Alsaleh, Ahmed Alshaqiti, Mohammed Moqbil, Rajab	36:27	1:14:12	1:51:00	2:28:28
25	BIZ	Chavarria, Joslyn Cove, Warren Cutkelvin, Kurk Dawson, Merlyn	37:37	1:15:42	1:55:27	2:36:55
26	MAN	Chimwaza, Dyton Kaswanga, Daniel Nayeja, George Yusufu, Amadu	38:11	1:17:14	1:57:48	2:37:32
	MAR	Afandi, Mustapha Benbouilla, Brahim Najari, Mustapha Rhailli, Ahmed	NP			

AVERAGE SPEED OF 1ST TEAM (ITALY) - 50.647 KM/H
MOYENNE DE LA 1ERE EQUIPE (ITALIE) - 50.647 KM/H

Equestrian Sports / Sports équestres

Officials

Federation Equestre Internationale (FEI)

President/president	H.R.H. Prince Philip (GBR)
Secretary-General/secretaire-general	Fritz Widmer (SUI)
Technical Delegates/delegates techniques	E.B. "Pip" Graham(CAN)
	93-Day)/(trois jours)
	Arno Gego(FRG)
	(Jumping)/(saute)
	Dr.H.Fernandez(ARG)
	(Veterinary)/(veterinaire)

LAOOC Administrative Staff/Personnel Administratif de LAOOC

Commissioner/commissaire	Mike Morphy
Competition Director/ directeur du competition	Alan Balch
Venue Manager/manager de la venue	Ray Rogers

Participants/Participants

Women Femmes	Competitors Competiteurs	Countries Pays	Men Hommes	Competitors Competiteurs	Countries Pays
Three-Day Event/concours complet	17	9	Three-Day Event/concours complet	31	15
Dressage/dressage	27	17	Dressage/dressage	16	10
Jumping/sauts d'obstacles	3	2	Jumping/sauts d'obstacles	67	19

Legend/Legende

*	not counted in team score/non compté dans le score de l'équipe
B, C, E, H, M	judges position/positions des juges

Santa Anita Park,
Arcadia (33,500)





Equestrian Sports

Sports équestres

Three-Day Event - Dressage Test				Concours complet-dressage			
Individual Classific./July30				Classement individuel/30Juil			
RANK	CTRY	NAME	HORSE	JUDGES/JUGES			PENALTIES
RANG			CHEVAL	H	C	M	ERREURS DRESSAGE
1	SUI	Schmutz, Hansueli	ORAN	163.0	179.0	179.0	0.00 39.80
2	USA	Davidson, Bruce	J.J.BABU	164.0	162.0	149.0	0.00 49.00
3	USA	Stives, Karen	BENARTHUR	157.0	147.0	170.0	0.00 49.20
4	NZL	Todd, Mark	CHARISMA	173.0	147.0	142.0	0.00 51.60
5	FRA	Morvillers, Pascal	GULLIVER "B"	152.0	153.0	152.0	0.00 52.60
6	SWE	Pettersson, Michael	UP TO DATE	141.0	159.0	150.0	0.00 54.00
7	GBR	Holgate, Virginia	PRICELESS	154.0	147.0	137.0	0.00 56.40
8	GBR	Stark, Ian	OXFORD BLUE	158.0	146.0	134.0	0.00 56.40
9	FRG	Erhorn, Claus	FAIR LADY	152.0	136.0	150.0	0.00 56.40
10	SWE	Jonsson, Jan	ISOLDE	151.0	145.0	136.0	0.00 57.60
11	USA	Fleischmann, Torrance	FINVARRA	155.0	147.0	130.0	0.00 57.60
12	FRA	Duroy, Marie Christ.	HARLEY	150.0	140.0	139.0	0.00 58.20
13	BER	Gray, Peter	COUNTS BEST	143.0	147.0	134.0	0.00 59.20
14	ITA	Ambrosione, Bartolo	BRICK	139.0	141.0	141.0	0.00 59.80
15	ITA	Checconi, Mauro	SPEY CAST BOY	143.0	140.0	135.0	0.00 60.40
16	USA	Plumb, J. Michael	BLUE STONE	146.0	134.0	134.0	0.00 61.20
17	SWE	Breisner, Goran	BOBALONG	145.0	139.0	129.0	0.00 61.40
18	FRG	Tesdorpf, Burkhard	FREEDOM	149.0	146.0	124.0	2.00 62.20
19	FRA	Nion, Daniel	GEROME "A"	142.0	134.0	132.0	0.00 62.40
20	NZL	Hamilton, Mary	WHIST	147.0	126.0	131.0	0.00 63.20
21	CAN	Tarves, Edie	MANDRAKE	147.0	131.0	124.0	0.00 63.60
22	GBR	Green, Lucinda	REGAL REALM	152.0	129.0	120.0	0.00 63.80
23	MEX	Suarez, Salvador	CHUVISCAR	138.0	138.0	124.0	0.00 64.00
24	AUS	Hoy, Andrew	DAVEY	134.0	129.0	132.0	0.00 65.00
25	SWE	Persson, Christian	JOEL	144.0	126.0	121.0	0.00 65.80
26	FRG	Hogrefe, Dietmar	FOLIANT	146.0	124.0	130.0	2.00 66.00
27	MEX	Redon, Juan	GRIS	135.0	144.0	109.0	0.00 66.40
28	FRG	Overesch, Bettina	PEACETIME	134.0	139.0	115.0	0.00 66.40
29	AUS	Bennett, Mervyn	REGAL REIGN	134.0	132.0	121.0	0.00 66.80
30	ITA	Sciocchetti, Marina	MASTER HUNT	132.0	140.0	113.0	0.00 67.00
31	CAN	Plitz, Kelly	DIALADREAM	149.0	129.0	105.0	0.00 67.40
32	AUS	Roycroft, Vicki	LOOKING AHEAD	141.0	117.0	125.0	0.00 67.40
33	NZL	Bennie, Andrew	JADE	134.0	134.0	105.0	0.00 69.40
34	CAN	Ashton, Liz	OSSIAN	129.0	130.0	113.0	0.00 69.60
35	GBR	Clapham, Diana	WINDJAMMER	130.0	121.0	119.0	0.00 70.00
36	AUS	Roycroft, Wayne	REGAL MONARCH	138.0	110.0	119.0	0.00 70.60
37	FRA	Bigot, Armand	JACQUOU DU BOIS	128.0	116.0	116.0	0.00 72.00
38	IRL	Wentges, Fiona	BALLYLUSKY	128.0	107.0	122.0	0.00 72.60
39	CAN	Griggs, Martha	JACK THE LAD	132.0	103.0	115.0	0.00 74.00
40	IRL	Gordon, Sarah	RATHKENNY	130.0	113.0	106.0	0.00 74.20
41	IRL	Foster, David	AUGHATORE	127.0	99.0	108.0	0.00 77.20
42	ITA	Toia, Geremia	SEMI VALLEY	116.0	120.0	98.0	0.00 77.20
43	MEX	Romero, Armando	HOMENAJE	123.0	102.0	107.0	0.00 77.60
44	ISV	Rader, Richard	DEUCE	121.0	102.0	107.0	0.00 78.00
45	NZL	Nicholson, Andrew	KAHLUA	129.0	99.0	101.0	0.00 78.20
46	MEX	Del Castillo, Sandra	ALEGRE	119.0	95.0	100.0	0.00 81.20
47	IRL	Tollerton, Margaret	IPI TOMBI	109.0	98.0	74.0	0.00 87.80
48	PUR	Watring, Mark	FAIR BESA	115.0	86.0	79.0	0.00 88.00

Three-Day Event - Endurance Test Individual Classific./Aug. 01

Three-Day Event - Endurance Test				Concours complet-epreuve de fond					
Individual Classific./Aug. 01				Classement individuel/01 Aout					
RANK	CTRY	NAME	HORSE	DRESSAGE	A	B	C	D	TOTAL
RANG			CHEVAL		JUMP TIME	JUMP TIME	JUMP TIME	JUMP TIME	TOTAL
1	USA	Stives, Karen	BEN ARTHUR	49.20	0	0	0	0	49.20
2	NZL	Todd, Mark	CHARISMA	51.60	0	0	0	0	51.60
3	GBR	Holgate, Virginia	PRICELESS	56.40	0	0	0	0	56.80
4	USA	Fleischmann, Torrance	FINVARRA	57.60	0	0	0	2.8	60.40
5	ITA	Checconi, Mauro	SPEY CAST BOY	60.40	0	0	0	1.6	62.00
6	FRA	Morvillers, Pascal	GULLIVER "B"	52.60	0	0	0	10.4	63.00
7	GBR	Stark, Ian	OXFORD BLUE	56.40	0	0	0	7.2	63.60
8	GBR	Green, Lucinda	REGAL REALM	63.80	0	0	0	0	63.80
9	USA	Plumb, J. Michael	BLUE STONE	61.20	0	0	0	5.2	66.40
10	ITA	Sciocchetti, Marina	MASTER HUNT	67.00	0	0	0	0	67.00
11	USA	Davidson, Bruce	J.J. BABU	49.00	0	0	20	1.2	70.20
12	SUI	Schmutz, Hansueli	ORAN	39.80	0	0	0	12.8	72.60
13	FRG	Hogrefe, Dietmar	FOLIANT	66.00	0	0	0	8.4	74.40
14	AUS	Hoy, Andrew	DAVEY	65.00	0	0	0	10.0	75.00
15	AUS	Bennett, Mervyn	REGAL REIGN	66.60	0	0	0	10.8	77.40
16	FRG	Overesch, Bettina	PEACETIME	66.40	0	0	0	13.2	79.60
17	FRG	Erhorn, Claus	FAIR LADY	56.40	0	0	0	23.6	80.00
18	BER	Gray, Peter	COUNTS BEST	59.20	0	0	0	23.6	82.80
19	FRA	Duroy, Marie Christ.	HARLEY	58.20	0	0	20	7.2	85.40
20	SWE	Jonsson, Jan	ISOLDE	57.60	0	0	0	28.8	86.40
21	FRA	Bigot, Armand	JACQUOU DU BOIS	72.00	0	0	0	15.6	87.60
22	NZL	Hamilton, Mary	WHIST	63.20	0	2.4	0	24.4	90.00
23	AUS	Roycroft, Vicki	LOOKING AHEAD	67.40	0	0	0	23.6	91.00
24	IRL	Gordon, Sarah	RATHKENNY	74.20	0	0	0	20.0	94.20
25	SWE	Breisner, Goran	BOBALONG	61.40	0	0	20	18.0	99.40
26	CAN	Plitz, Kelly	DIALADREAM	67.40	0	0	0	36.0	103.40
27	NZL	Nicholson, Andrew	KAHLUA	78.20	0	1.6	0	25.6	105.40
28	FRA	Nion, Daniel	GEROME "A"	62.40	0	15.2	0	12.4	110.00
29	IRL	Foster, David	AUGHATORE	77.20	0	0	0	42.0	119.20
30	IRL	Wentges, Fiona	BALLYLUSKY	72.60	0	0	20	36.8	129.40
31	SWE	Persson, Christian	JOEL	65.80	0	0	40	38.0	143.80
32	ITA	Ambrosione, Bartolo	BRICK	59.80	0	0	60	26.4	146.20
33	MEX	Del Castillo, Sandra	ALEGRE	81.20	0	4.8	0	72.8	158.80
34	GBR	Clapham, Diana	WINDJAMMER	70.00	0	0	60	35.2	165.20
35	CAN	Tarves, Edie	MANDRAKE	63.60	0	0	40	62.0	165.60
36	SWE	Pettersson, Michael	UP TO DATE	54.00	0	0	80	54.8	188.80
37	CAN	Griggs, Martha	JACK THE LAD	74.00	0	2.4	100	18.0	194.40
38	NZL	Bennie, Andrew	JADE	69.40	0	0	80	46.4	195.80
39	CAN	Ashton, Liz	OSSIAN	69.60	0	0	80	51.6	201.20
40	FRG	Tesdorpf, Burkhard	FREEDOM	62.20	0	3.2	100	48.4	213.80
41	MEX	Romero, Armando	HOMENAJE	77.60	0	5.6	220	137.6	440.80

Three-Day Event-Jumping & Final Results Individual Classific./Aug. 03

Three-Day Event-Jumping & Final Results				Concours complet-sauts d'obstacles et classement finale				
Individual Classific./Aug. 03				Classement individuel/03Aout				
RANK	CTRY	NAME	HORSE	DRESSAGE	ENDUR	JUMP	JUMPING	TOTAL
RANG			CHEVAL		FOND		TIME TOTAL	FINAL
1	NZL	Todd, Mark	CHARISMA	51.60	.0	0	.00	51.60
2	USA	Stives, Karen	BEN ARTHUR	49.20	.0	5	5.00	54.20
3	GBR	Holgate, Virginia	PRICELESS	56.40	.4	0	.00	56.80
4	USA	Fleischmann, Torrance	FINVARRA	57.60	2.8	0	.00	60.40
5	FRA	Morvillers, Pascal	GULLIVER "B"	52.60	10.4	0	.00	63.00
6	GBR	Green, Lucinda	REGAL REALM	63.80	.0	0	.00	63.80
7	ITA	Sciocchetti, Marina	MASTER HUNT	67.00	.0	0	.00	67.00
8	ITA	Checconi, Mauro	SPEY CAST BOY	60.40	1.6	5	5.00	67.00
9	GBR	Stark, Ian	OXFORD BLUE	56.40	7.2	5	.00	68.60
10	USA	Plumb, J. Michael	BLUE STONE	61.20	5.2	5	5.00	71.40
11	SUI	Schmutz, Hansueli	ORAN	39.80	32.8	0	.00	72.60
12	FRG	Hogrefe, Dietmar	FOLIANT	66.00	8.4	0	.00	74.40
13	USA	Davidson, Bruce	J.J. BABU	49.00	21.2	5	5.00	75.20
14	FRG	Overesch, Bettina	PEACETIME	66.40	13.2	0	.00	79.60
15	AUS	Hoy, Andrew	DAVEY	65.00	10.0	5	5.00	80.00
16	FRG	Erhorn, Claus	FAIR LADY	56.40	23.6	0	.00	80.00
17	FRA	Duroy, Marie Christ.	HARLEY	58.20	27.2	0	.00	85.40
18	SWE	Jonsson, Jan	ISOLDE	57.60	28.8	0	.00	86.40
19	AUS	Bennett, Mervyn	REGAL REIGN	66.60	10.8	10	10.00	87.40
20	FRA	Bigot, Armand	JACQUOU DU BOIS	72.00	15.6	0	.00	87.60
21	AUS	Roycroft, Vicki	LOOKING AHEAD	67.40	23.6	0	.00	91.00
22	NZL	Hamilton, Mary	WHIST	63.20	26.8	5	3.00	98.00
23	IRL	Gordon, Sarah	RATHKENNY	74.20	20.0	5	5.00	99.20
24	SWE	Breisner, Goran	BOBALONG	61.40	38.0	0	.25	99.65
25	CAN	Plitz, Kelly	DIALADREAM	67.40	36.0	5	5.00	108.40
26	FRA	Nion, Daniel	GEROME "A"	62.40	47.6	5	5.00	115.00
27	IRL	Foster, David	AUGHATORE	77.20	42.0	0	.75	119.95
28	NZL	Nicholson, Andrew	KAHLUA	78.20	27.2	25	.00	130.40
29	IRL	Wentges, Fiona	BALLYLUSKY	72.60	56.8	15	15.00	144.40
30	ITA	Ambrosione, Bartolo	BRICK	59.80	86.4	0	.50	146.70
31	SWE	Persson, Christian	JOEL	65.80	78.0	10	10.00	153.80
32	GBR	Clapham, Diana	WINDJAMMER	70.00	95.2	0	.00	165.20
33	CAN	Tarves, Edie	MANDRAKE	63.60	102.0	0	.00	165.60
34	MEX	Del Castillo, Sandra	ALEGRE	81.20	77.6	10	10.00	168.80
35	CAN	Griggs, Martha	JACK THE LAD	74.00	120.4	0	.00	194.40
36	SWE	Pettersson, Michael	UP TO DATE	54.00	134.8	10	10.00	198.80
37	NZL	Bennie, Andrew	JADE	69.40	126.4	5	5.00	200.80
38	CAN	Ashton, Liz	OSSIAN	69.60	131.6	0	.00	201.20
39	FRG	Tesdorpf, Burkhard	FREEDOM	62.20	151.6	0	2.25	216.05
40	MEX	Romero, Armando	HOMENAJE	77.60	363.2	10	10.00	450.80

Three-Day Event Team Classification/ Aug. 03

Three-Day Event				Classement par equipes/03Aout				
Team Classification/ Aug. 03				Classement par equipes/03Aout				
RANK	CTRY	NAME	HORSE	DRESSAGE	ENDUR	JUMPS TOTAL	TOTAL	
RANG			CHEVAL		FOND	SAUTS INDIV	TEAM	
1	USA	Plumb, J. Michael	BLUE STONE	61.20	5.2	5.00	71.40	186.00
		Stives, Karen	BEN ARTHUR	49.20	.0	5.00	54.20	
		Fleischmann, Torrance	FINVARRA	57.60	2.8	.00	60.40	
		Davidson, Bruce	J.J. BABU	49.00	21.2	5.00	75.20	
2	GBR	Holgate, Virginia	PRICELESS	56.40	.4	.00	56.80	189.20
		Stark, Ian	OXFORD BLUE	56.40	7.2	5.00	68.60	
		Clapham, Diana	WINDJAMMER	70.00	95.2	.00	165.20	
		Green, Lucinda	REGAL REALM	63.80	.0			



RANK RANG	CTRY	NAME	HORSE CHEVAL	DRESSAGE	ENDUR FOND	JUMPS SAUTS	TOTAL INDIV	TOTAL TEAM
10	CAN	Ashton, Liz	OSSIAN	69.60	131.6	.00	201.20	468.40
		Griggs, Martha	JACK THE LAO	74.00	120.4	.00	194.40	
		Tarves, Edie	MANDRAKE	63.60	102.0	.00	165.60	
		Plitz, Kelly	DIALADREAM	67.40	36.0	5.00	108.40	

COUNTRIES LISTED BELOW ARE ELIMINATED FROM TEAM COMPETITION
LES PAYS CI-DESSOUS ELIMINE DE LA COMPETITION PAR EQUIPE

MEX	Redon, Juan	GRIS	66.40	ELIMINATED			
	Del Castillo, Sandra	ALEGRE	81.20	77.6	10.00	168.80	
	Romero, Armando	HOMENAJE	77.60	363.2	10.00	450.80	
	Suarez, Salvador	CHUVISCAR	64.00	ELIMINATED			

Team Jumping Competition Round 1/Aug. 07 **Sauts d'obstacles - competition par equipes Tour1/07Aout**

The 12 best-placed teams plus those tied for 12th place will take part in round 2
Les 12 meilleures equipes (plus celles qui sont egales pour la 12ieme place) participeront au deuxieme tour

RANK RANG	CTRY	NAME	HORSE CHEVAL	FAULTS FAUTES	TIME TEMPS	TIME TEMPS	FAULTS FAUTES	TOTAL RND	TOTAL TEAM/EQ
1	USA	Fargis, Joe	TOUCH OF CLASS	0	112.94	.00	.00	4.00	
		Burr, Leslie	ALBANY	4	107.22	.00	4.00		
		Homfeld, Conrad	ABDULLAH	8	112.31	.00	8.00		
		Smith, Melanie	CALYPSO	0	110.68	.00	.00		
2	FRG	Ligges, Fritz	RAMZES	16	122.77	1.00	17.00	20.00	
		Sloothaak, Franke	FARMER	8	110.96	.00	8.00		
		Luther, Peter	LIVIOUS	8	113.05	.00	8.00		
		Schockemohle, Paul	DEISTER	4	108.07	.00	4.00		
3	ESP	Lathan, Rutherford	IDAHO E	12	118.18	.00	12.00	21.50	
		Honrubia, Alberto	KAOUA	8	111.63	.00	8.00		
		Astolfi, Luis	FEINSCHNITT"Z"	27	140.62	5.50	32.50		
		Alvarez, Luis	JEXICO DE PARK	0	124.69	1.50	1.50		
4	SUI	Guerdat, Philippe	PYBALIA	16	116.66	.00	16.00	24.00	
		Robbiani, Heidi	JESSICA V	0	112.99	.00	.00		
		Candrian, Bruno	SLYGOF	8	114.21	.00	8.00		
		Melliger, Wili	VAN GOGH	24	109.03	.00	24.00		
	CAN	Elder, Jim	SHAWLINE	8	118.95	.00	8.00	24.00	
		Graham, Hugh	ELROND	16	114.72	.00	16.00		
		Deslauriers, Mario	ARAMIS	8	117.93	.00	8.00		
		Millar, Ian	BIG BEN	8	112.81	.00	8.00		
	GBR	Whitaker, Michael	OVERTON AMANDA	8	113.02	.00	8.00	24.00	
		Smith, Steven	SHINING EXAMPLE	19	117.36	.00	19.00		
		Grubb, Timothy	LINKY	0	116.99	.00	.00		
		Whitaker, John	RYANS SON	16	118.80	.00	16.00		
7	FRA	Navet, Eric	J' T' ADORE	7	129.96	2.75	9.75	25.75	
		Rozier, Philippe	JIVA	20	110.51	.00	20.00		
		Cottier, Frederic	FLAMBEAU C	8	107.25	.00	8.00		
		Durand, Pierre	JAPPELOUP	8	114.77	.00	8.00		
8	MEX	Nieto, Raul	RISKATEK	20	120.05	.50	20.50	52.75	
		Garza, Federico	OLYMPUS	41	140.16	5.50	46.50		
		Tazzer, Gerardo	MAGOD	24	119.27	.25	24.25		
		Benderos, Fernando	MASACRE	8	116.15	.00	8.00		
9	JPN	Obata, Ryuichi	GOLDFINGER	24	122.05	1.00	25.00	53.50	
		Nakano, Yoshihiro	COLMAN	24	118.28	.00	24.00		
		Tomura, Takashi	PURPLEX	20	122.87	1.00	21.00		
		Toki, Shuichi	THE SHINTO	8	120.23	.50	8.50		
10	AUS	McVean, Jeffrey	KING OMEGA	27	123.67	1.25	28.25	56.00	
		Eurell, Gregory	MR. SHRIMPION	16	114.76	.00	16.00		
		Sanns, George	KITE	12	113.81	.00	12.00		
		Creighton, Guy	CONCLUSION	28	113.70	.00	28.00		
11	ITA	Mancinelli, Graziano	IDEAL DE LA HAVE	12	113.22	.00	12.00	59.25	
		Nuti, Giorgio	IMPEDOUNI	12	110.81	.00	12.00		
		Moyersoen, Filippo	ADAM II	ELIMINATED					
		Scolari, Bruno	JOYAU D'OR	23	167.92	12.25	35.25		
12	BRA	Teixeira, Victor	NATURAL	28	119.34	.25	28.25	66.50	
		Blessman, Marcelo	ALPES	28	113.46	.00	28.00		
		Carneiro, Jorge	TESTARUDO	16	121.76	.75	16.75		
		Carvalho, Caio Sergio	VIRTUOSO	20	125.64	1.75	21.75		
13	BEL	Tyteca, Ferdi	T SOULAIKY	32	112.94	.00	32.00	80.25	
		Vandenbroeck, Francois	WELLINGTON	8	111.23	.00	8.00		
		Verlooy, Axel	VRIJHEID	35	139.29	5.25	40.25		
		Cuepper, Edgar-Henri	DINO	WITHDRAWN					
14	CHI	Bobadilla, Alfonso	SUPLITO	ELIMINATED				80.50	
		Simonetti, Americo	AMARANTO	8	116.75	.00	8.00		
		Bone, Alfredo	TRUMAO	27	131.54	3.25	30.25		
		Contador, Victor	TOSTAO	37	139.16	5.25	42.25		
15	ARG	Mallo, Martin E.	GONZO	29	155.91	9.25	38.25	85.75	
		Albarracin, Justo Carlos	COLLON CURA DE TATU	16	131.03	3.25	19.25		
		Melosi, Adrian A.	BRITANICA	ELIMINATED					
		Zone, Eduardo Jose	.CARDAL	28	119.32	.25	28.25		

Team Jumping Competition Round2/Aug.07 **Sauts d'obstacles - competition par equipes Tour 2/07 Aout**

RANK RANG	CTRY	NAME	HORSE CHEVAL	TOTAL RND 1	FTS	TIME TEMPS	TIME TEMPS	FAULTS	TOTAL RND 2	TOTAL INDIV	TOTAL TEAM/EQ	
1	USA	Fargis, Joe	TOUCH OF CLASS	.00	0	114.63	.00	.00	.00	12.00		
		Homfeld, Conrad	ABDULLAH	8.00	0	114.59	.00	.00	8.00			
		Burr, Leslie	ALBANY	4.00	8	110.32	.00	8.00	12.00			
		Smith, Melanie	CALYPSO	.00	WITHDRAWN							
2	GBR	Whitaker, Michael	OVERTON AMANDA	8.00	0	117.86	.00	.00	8.00	36.75		
		Whitaker, John	RYANS SON	16.00	4	121.36	.75	4.75	20.75			
		Smith, Steven	SHINING EXAMPLE	19.00	8	111.94	.25	11.25	27.00			
		Grubb, Timothy	LINKY	.00	28	119.87	.25	28.25	28.25			
3	FRG	Schockemohle, Paul	DEISTER	4.00	4	109.98	.00	4.00	8.00	39.25		
		Luther, Peter	LIVIOUS	8.00	4	115.52	.00	4.00	12.00			
		Sloothaak, Franke	FARMER	8.00	11	119.24	.25	11.25	19.25			
		Ligges, Fritz	RAMZES	17.00	12	115.42	.00	12.00	29.00			
4	CAN	Millar, Ian	BIG BEN	8.00	4	113.29	.00	4.00	12.00	40.00		
		Graham, Hugh	ELROND	16.00	0	112.89	.00	.00	16.00			
		Elder, Jim	SHAWLINE	8.00	12	115.71	.00	12.00	20.00			
		Deslauriers, Mario	ARAMIS	8.00	16	120.78	.50	16.50	24.50			
5	SUI	Robbiani, Heidi	JESSICA V	.00	3	126.54	2.00	5.00	5.00	41.00		
		Candrian, Bruno	SLYGOF	8.00	4	113.52	.00	4.00	12.00			
		Guerdat, Philippe	PYBALIA	16.00	16	116.69	.00	16.00	32.00			
		Melliger, Wili	VAN GOGH	24.00	8	111.16	.00	8.00	32.00			
6	FRA	Rozier, Philippe	JIVA	20.00	0	114.21	.00	.00	20.00	49.75		
		Cottier, Frederic	FLAMBEAU C	8.00	12	109.33	.00	12.00	20.00			
		Navet, Eric	J' T' ADORE	9.75	12	114.83	.00	12.00	21.75			
		Durand, Pierre	JAPPELOUP	8.00	ELIMINATED							
7	ESP	Honrubia, Alberto	KAOUA	8.00	0	115.53	.00	.00	8.00	52.00		
		Alvarez, Luis	JEXICO DE PARK	1.50	8	124.70	1.50	9.50	11.00			
		Lathan, Rutherford	IDAHO E	12.00	20	122.97	1.00	21.00	33.00			
		Astolfi, Luis	FEINSCHNITT "Z"	32.50	24	116.54	.00	24.00	56.50			
8	ITA	Nuti, Giorgio	IMPEDOUNI	12.00	4	113.25	.00	4.00	16.00	75.25		
		Moyersoen, Filippo	ADAM II	ELIM				16	115.85	.00	16.00	16.00
		Mancinelli, Graziano	IDEAL DE LA HAVE	12.00	8	116.61	.00	8.00	20.00			
		Scolari, Bruno	JOYAU D'OR	35.25	4	111.42	.00	4.00	39.25			
9	AUS	Eurell, Gregory	MR. SHRIMPION	16.00	8	116.01	.00	8.00	24.00	92.00		
		Sanna, George	KITE	12.00	16	117.37	.00	16.00	28.00			
		Mc Vean, Jeffrey	KING OMEGA	28.25	12	114.09	.00	12.00	40.25			
		Creighton, Guy	CONCLUSION	28.00	28	110.05	.00	28.00	56.00			
10	BRA	Cameiro, Jorge	TESTARUDO	16.75	16	123.39	1.25	17.25	34.00	133.50		
		Carvalho, Caio Sergio	VIRTUOSO	21.75	20	125.12	1.75	21.75	43.50			
		Blessman, Marcelo	ALPES	28.00	28	112.62	.00	28.00	56.00			
		Teixeira, Victor	NATURAL	28.25	28	123.76	1.25	29.25	57.50			
11	JPN	Toki, Shuichi	THE SHINTO	8.50	24	124.59	1.50	25.50	34.00	137.25		
		Tomura, Takashi	PURPLEX	21.00	27	135.11	4.25	31.25	52.25			
		Nakano, Yoshihiro	COLMAN	24.00	28	120.34	.50	28.50	52.50			
		Obata, Ryuichi	GOLDFINGER	25.00	28	125.39	1.75	29.75	54.75			

Countries listed below withdrew from team competition
Les pays ci-dessous retire de la competition par equipe

MEX	Nieto, Raul	RISKATEK	20.50	WITHDRAWN	
	Garza, Federico	OLYMPUS	46.50	ELIMINATED	
	Tazzer, Gerardo	MAGOD	24.25	WITHDRAWN	
	Senderos, Fernando	MASACRE	8.00	WITHDRAWN	

Team Dressage Competition Aug.09 **Dressage - competition par equipes 09Aout**

The top 12 individual competitors qualify for individual dressage/
Les premiers douze concurrents individuels se qualifient pour le dressage individuel

RANK RANG	CTRY	NAME	HORSE CHEVAL	JUDGES/JUGES					TOTAL INDIV	TOTAL TEAM/EQ
				E	H	C	M	B		
1	FRG	Klimke, Dr. Reiner	AHLERICH	360	343	364	361	369	1797	4955
		Sauer, Uwe	MONTEVIDEO	317	321	296	326	322	1582	
		Krug, Herbert	MUSCADEUR	315	325	304	321	311	1576	
2	SUI	Hofer, Otto J.	LIMANDUS	317	324	322	320	326	1609	4673
		Stueckelberger, Christine								

The top 12 individual competitors qualify for individual dressage /
Les premiers douze concurrents individuels se qualifient pour le dressage individuel

RANK RANG	CTRY	NAME	HORSE CHEVAL	JUDGES / Juges					TOTAL INDIV	TOTAL TEAM / EQ
				E	H	C	M	B		
9	AUT	Max-Theurer, Elisabeth	ACAPULCO	319	303	312	310	312	1556	4391
		Ebinger, Peter	MALACHIT	284	293	282	285	290	1434	
		Winkel, Christa	RICHELIEU	287	282	262	286	284	1401	
10	YUG	Lah, Alojz	MAESTOSO MONTEAURA	310	315	302	297	299	1523	4381
		Moderc, Stojan	MAESTOSO ALLEGRA	282	272	268	272	268	1362	
		Mavec, Dusan	FAVORY WERA	299	291	303	301	302	1496	
11	MEX	Egerstrom, Cristobal	METTERNICH	292	281	262	253	273	1361	3927
		Nava, Margarita	PENTAGON	256	274	255	256	269	1310	
		Cid, Manuel	CIVIAN	230	280	254	247	245	1256	
	PUR	Hernandez, Libby	ROCCO	257	269	241	264	274	1305	
		Kyrklund, Kyra	NOR	312	299	294	301	298	1504	
		Nakamata, Osamu	MEDINA	245	276	251	253	246	1271	
		Morillo, Brigitte	BALLOTAGE	253	252	232	247	248	1232	
		Mclver, Margaret	C. K.	260	254	214	233	241	1202	
		Cunningham, Mariam	EL DORADO	258	272	260	267	260	1317	
		Hinomatsu, Nobutada	WIN-SOL	257	245	256	240	248	1246	
ELIMINATED/ELIMINE	FRA	D'Esme, Dominique	FRESHWIND	303	300	306	286	289	1484	
	FRA	Otto-Crepin, Margit	CAPRICI	314	290	297	302	309	1512	
	FRA	Bertraneu, Michel	GAILLARD K.	ELIMINATED						

Individual Dressage Competition Aug. 10

Dressage-competition individuelle 10 Aout

RANK RANG	CTRY	NAME	HORSE CHEVAL	JUDGES / Juges					TOTAL
				E	H	C	M	B	
1	FAG	Klimke, Dr. Reiner	AHLERICH	304	316	288	303	293	1504
2	DEN	Jensen, Anne Grethe	MARZOG	289	300	279	288	286	1442
3	SUI	Hofer, Otto J.	LIMANDUS	281	264	273	272	274	1364
4	SWE	Bylund, Ingamay	ALEKS	273	264	271	263	261	1332
5	FRG	Krug, Herbert	MUSCADEUR	272	262	262	270	257	1323
6	FRG	Sauer, Uwe	MONTEVIDEO	272	249	243	261	254	1279
	GBR	Bartle, Christopher	WILY TROUT	260	257	250	250	262	1279
8	HOL	Sanders-Keyzer, Annemaria	AMON	250	262	256	249	254	1271
9	SUI	Stueckelberger, Christine	TANSANIT	252	244	252	257	252	1257
10	CAN	Boyle, Christlöt	ANKLANG	248	243	244	254	248	1237
11	AUT	Max-Theurer, Elisabeth	ACAPULCO	239	247	240	242	246	1214
12	SWE	Hakanson, Ulla	FLAMINGO	226	246	245	236	244	1197

Individual Jumping Competition Round 1 / Aug. 12

Sauts d'obstacles - competition individuelle Tour 1 / 12 Aout

The 25 best-placed competitors plus those tied for 25th place will take part in round 2 /
Les 25 meilleurs concurrents (plus ceux qui sont egaux pour la 25ieme place) participeront au deuxieme tour

RANK RANG	CTRY	NAME	HORSE CHEVAL	FAULTS FAUTES	TIME TEMPS	TIME FAULT FAUTES DE TEMPS	TOTAL RND 1
	USA	Fargis, Joe	TOUCH OF CLASS	0	101.31	.00	.00
3	USA	Homfeld, Conrad	ABDULLAH	4	99.96	.00	4.00
	SUI	Robbiani, Heidi	JESSICA V	4	103.01	.00	4.00
	CAN	Deslauriers, Mario	ARAMIS	4	104.28	.00	4.00
	USA	Smith, Melanie	CALYPSO	4	103.15	.00	4.00
	SUI	Candrian, Bruno	SLYGOF	4	96.78	.00	4.00
8	ESP	Cervera, Luis Alvarez	JEXICO DE PARK	4	108.23	.25	4.25
9	ESP	Astolfi, Luis	FEINSCHNITT "Z"	4	112.32	1.25	5.25
10	FAG	Schockemohle, Paul	DEISTER	8	105.87	.00	8.00
	FAG	Sloothaak, Franke	FARMER	8	106.59	.00	8.00
	FRA	Cottier, Frederic	FLAMBEAU C	8	106.04	.00	8.00
13	GBR	Grubb, Timothy	LINKY	8	108.75	.25	8.25
14	JPN	Toki, Shuichi	THE SHINTO	8	117.64	2.50	10.50
15	FAA	Durand, Pierre	JAPPELOUP	12	105.49	.00	12.00
	CAN	Millar, Ian	BIG BEN	12	104.98	.00	12.00
	MEX	Tazzer, Gerardo	MAGOD	12	107.81	.00	12.00
	ITA	Nuti, Giorgio	IMPEDOUMI	12	107.38	.00	12.00
	FRG	Luther, Peter	LIVIVUS	12	103.84	.00	12.00
	AUT	Simon, Hugo	THE FREAK	12	105.84	.00	12.00
	GBR	Whitaker, John	RYANS SON	12	105.62	.00	12.00
22	AUS	McVean, Jeffrey	KING OMEGA	12	109.35	.50	12.50
23	MEX	Senderos, Fernando	MASACRE	12	110.97	.75	12.75
24	CAN	Graham, Hugh	ELROND	12	111.34	1.00	13.00
25	FRA	Rozier, Philippe	JIVA	16	101.39	.00	16.00
	ITA	Scolari, Bruno	JOYAU D'OR	16	104.49	.00	16.00
	BEL	Van Den Broeck, Francois	WELLINGTON	16	107.54	.00	16.00
28	IRL	Mullins, Gerry	RUCKBARTON	16	108.27	.25	16.25
29	NOR	Hansen, Ove	SANCERRE	16	109.24	.50	16.50
	AUS	Eurell, Gregory	MR. SHRIMPTON	16	109.89	.50	16.50
31	MEX	Azcarraga, Jaime	ROYAL TODAY	16	115.83	2.00	18.00
32	BRA	Camargo, Jorge	TESTARUDO	20	112.87	1.25	21.25
33	BRA	Carvalho, Caio Sergio	VIRTUOSO	20	120.78	3.25	23.25

The 25 best-placed competitors plus those tied for 25th place will take part in round 2 /
Les 25 meilleurs concurrents (plus ceux qui sont egaux pour la 25ieme place) participeront au deuxieme tour

RANK RANG	CTRY	NAME	HORSE CHEVAL	FAULTS FAUTES	TIME TEMPS	TIME FAULT FAUTES DE TEMPS	TOTAL RND 1
35	CHI	Sone, Alfredo	TRUMAO	19	128.84	5.25	24.25
36	AUS	Sanna, George	KITE	24	109.36	.50	24.50
	ITA	Mancinelli, Graziano	IDEAL DE LA HAYE	19	129.54	5.50	24.50
38	SUI	Melliger, Willi	VAN GOGH	23	114.35	1.75	24.75
39	SWE	Eriksson, Peter	IMPERATOR	23	118.43	2.75	25.75
40	ARG	Albarracin, Justo Carlos	COLLON CURA DE TATU	24	117.33	2.50	26.50
41	ESP	Honrubia, Alberto	KAOUA	24	119.68	3.00	27.00
42	CHI	Simonetti, Americo	AMARANTO	28	108.93	.25	28.25
	BEL	Tyteca, Ferdi	'T SOULAIKY	28	108.72	.25	28.25
44	CHI	Contador, Victor	TOSTAO	40	106.98	.00	40.00
45	BRA	Blessman, Marcelo	ALPES	44	102.46	.00	44.00
46	JPN	Tomura, Takashi	PURPLEX	43	128.32	5.25	48.25
	ARG	Zone, Eduardo Jose	CARDAL	48	108.50	.25	48.25

WITHDRAWN/RETIRE

ARG	Mallo, Martin E.	GONZO
BEL	Verlooy, Axel	VRIJHEID

ELIMINATED/ELIMINE

GUA	Mendez-Herbruger, Oswaldo	LOVE FOREVER
NZL	Cottle, John	ARTURO

Individual Jumping Competition Round 2 / Aug. 12

Sauts d'obstacles - competition individuelle Tour 2 / 12 Aout

RANK RANG	CTRY	NAME	HORSE CHEVAL	TOTAL RND 1	FAULTS FAUTES	TIME TEMPS	TIME FAULT FAUTES DE TEMPS	TOTAL RND 2	TOTAL FINAL
	USA	Fargis, Joe	TOUCH OF CLASS	.00	4	74.61	.00	4.00	4.00
3	SUI	Robbiani, Heidi	JESSICA V	4.00	4	73.45	.00	4.00	8.00
	CAN	Deslauriers, Mario	ARAMIS	4.00	4	76.73	.00	4.00	8.00
	SUI	Candrian, Bruno	SLYGOF	4.00	4	71.57	.00	4.00	8.00
6	ESP	Cervera, Luis Alvarez	JEXICO DE PARK	4.25	4	80.49	.25	4.25	8.50
7	FRA	Cottier, Frederic	FLAMBEAU C	8.00	4	76.35	.00	4.00	12.00
	FRG	Schockemohle, Paul	DEISTER	8.00	4	73.20	.00	4.00	12.00
	USA	Smith, Melanie	CALYPSO	4.00	8	71.44	.00	8.00	12.00
10	ESP	Astolfi, Luis	FEINSCHNITT "Z"	5.25	8	81.50	.50	8.50	13.75
11	FRG	Luther, Peter	LIVIVUS	12.00	4	73.83	.00	4.00	16.00
	FRG	Sloothaak, Franke	FARMER	8.00	8	74.05	.00	8.00	16.00
13	GBR	Grubb, Timothy	LINKY	8.25	8	83.67	1.00	9.00	17.25
14	GBR	Whitaker, John	RYANS SON	12.00	8	78.19	.00	8.00	20.00
	MEX	Tazzer, Gerardo	MAGOD	12.00	8	77.84	.00	8.00	20.00
	CAN	Millar, Ian	BIG BEN	12.00	8	74.83	.00	8.00	20.00
	FRA	Durand, Pierre	JAPPELOUP	12.00	8	75.32	.00	8.00	20.00
18	MEX	Senderos, Fernando	MASACRE	12.75	8	79.33	.00	8.00	20.75
19	CAN	Graham, Hugh	ELROND	13.00	8	75.21	.00	8.00	21.00
20	FRA	Rozier, Philippe	JIVA	16.00	8	76.13	.00	8.00	24.00
	ITA	Nuti, Giorgio	IMPEDOUMI	12.00	12	76.23	.00	12.00	24.00
22	ITA	Scolari, Bruno	JOYAU D'OR	16.00	12	76.59	.00	12.00	28.00
	AUT	Simon, Hugo	THE FREAK	12.00	16	75.24	.00	16.00	28.00
24	GBR	Whitaker, Michael	VERTON AMANDA	.00	23	101.46	5.25	28.50	28.50
25	BEL	Van Den Broeck, Francois	WELLINGTON	16.00	15	84.02	1.25	16.25	32.25
26	AUS	McVean, Jeffrey	KING OMEGA	12.50	24	80.71	.25	24.25	36.75

ELIMINATED/ELIMINE

JPN	Toki, Shuichi	THE SHINTO	10.50
-----	---------------	------------	-------

Individual Jumping Competition Jump-Off 1 / Aug. 12

Sauts d'obstacles - competition individuelle Barrage 1 / 12 Aout

RANK RANG	CTRY	NAME	HORSE CHEVAL	TOTAL RND 1	TOTAL RND 2	TOTAL FINAL	FAULTS FAUTES	TIME TEMPS	TIME FAULT FAUTES DE TEMPS	TOTAL J-1
2	USA	Homfeld, Conrad	ABDULLAH	4.00	.00	4.00	8	51.03	.00	8.00
3	SUI	Robbiani, Heidi	JESSICA V	4.00	4.00	8.00	0	53.39	.00	.00
4	CAN	Deslauriers, Mario	ARAMIS	4.00	4.00	8.00	4	57.07	.00	4.00
5	SUI	Candrian, Bruno	SLYGOF	4.00	4.00	8.00	8	58.10	.00	8.00

Fencing/Escime

Officials

Federation Internationale d'Escime (FIE)

President/president	Gian Carlo Brusati (ITA)
Secretary-General/secretaire-general	Guido Malacarne (ITA)
Technical Delegates/delegues techniques	Edoardo Mangiarotti (ITA) Sidney Romeo(ITA)

LAOOC Administrative Staff/Personnel Administratif de LAOOC

Commissioner/commissaire	Jan Romary
Competition Director and Sports Manager/ directeur du competition et manager du sport	Carlos Fuertes
Venue Manager/manager de la venue	Faye Musselman

Participants/Participants


Women Femmes	Competitors Competiteurs	Countries Pays	Men Hommes	Competitors Competiteurs	Countries Pays
Foil Individual/fleuret individuelle	42	18	Foil Individual/fleuret individuelle	58	26
Foil Team/fleuret-equipe	44	10	Sabre Individual/sabre-individuel	33	14
			Epee Individual/epee-individuel	63	26
			Foil Team/fleuret-equipe	61	14
			Sabre Team/sabre-equipe	38	8
			Epee Team/epee-equipe	78	16


Legend/Legende

D	defeat/défaite
DNP	did not participate/n' a pas participé
E	elimination/élimination
M	bouts/matches
PL	place/place

SUB	substitution/substitution
TD	hits scored/touches données
TR	hits received/touches reçues
V	victory(ies)/victoire(s)
V/M	victory percentage/pourcentage de victoires

Long Beach
Convention Center and
Terrace Theater (3,000)





Fencing

Escrime

Ladies/Foil Individual Competition Round 1 Pool A/Aug.02

RANK	NAME	CTRY	2	3	4	5	6	7	8	9	10	V	M	TD	TR	PL	E
1	Bischoff, Sabine	FRG	2 V	2 V	1 V	4 V	0 V	1 V				6	6	30	10	1	
2	Vaccaroni, Dorina	ITA	D	3 V	2 V	2 V	5 D	2 V				4	6	26	19	2	
3	Waples, Debra	USA	D	5 D	1 V	3 V	5 D	2 V				3	6	22	21	4	
4	Lozano, Lourdes	MEX	D	5 D	5 D	0 V	5 D	2 V				2	6	17	22	6	E
5	Palm, Kerstin	SWE	D	5 D	5 D	5 D	3 V	0 V				2	6	19	23	5	
6	Phillon, Madeleine	CAN	D	4 V	2 V	3 V	5 D	2 V				4	6	23	21	3	
7	Snell, Alayna D.	ISV	D	5 D	5 D	5 D	5 D	5 D				0	6	9	30	7	E

Ladies/Foil Individual Competition Round 1 Pool B/Aug. 02

RANK	NAME	CTRY	1	2	3	4	5	6	7	8	9	10	V	M	TD	TR	PL	E
1	Giancola, Sandra M.	ARG	5 D	5 D	5 D	5 D	5 D	5 D					0	6	8	30	7	E
2	Dan, Aurora	ROM	0 V	2 V	2 V	5 D	5 D	0 V					4	6	25	14	2	
3	Oh, Seung-Soon	KOR	1 V	5 D	5 D	2 V	5 D	5 D					2	6	19	23	5	
4	Chaplin, Andrea	AUS	0 V	5 D	4 V	5 D	5 D	5 D					2	6	18	24	6	E
5	Angelakis, Jana	USA	4 V	2 V	5 D	2 V	5 D	5 D					3	6	24	23	4	
6	Luan, Juijie	CHN	1 V	3 V	1 V	2 V	3 V	2 V					6	6	30	12	1	
7	Martin, Linda	GBR	2 V	5 D	2 V	2 V	4 V	5 D					4	6	22	20	3	

Ladies/Foil Individual Competition Round 1 Pool C/Aug. 02

RANK	NAME	CTRY	1	2	3	4	5	6	7	8	9	10	V	M	TD	TR	PL	E
1	Weber, Christiane	FRG	5 D	4 V	1 V	3 V	0 V	3 V					5	6	28	16	2	
2	Gaudin, Brigitte	FRA	3 V	1 V	0 V	4 V	5 D	2 V					5	6	27	15	1	
3	Sinigaglia, Maria Alicia	ARG	5 D	5 D	3 V	5 D	3 V	5 D					2	6	17	26	5	E
4	Maekawa, Miyuki	JPN	5 D	5 D	5 D	5 D	5 D	5 D					0	6	10	30	7	E
5	Guzganu, Elisabeta	ROM	5 D	5 D	0 V	1 V	0 V	3 V					4	6	27	14	3	
6	Bradford, Vincent	USA	5 D	2 V	5 D	4 V	5 D	5 D					2	6	17	26	5	*
7	Drori, Nilli	ISR	5 D	5 D	2 V	1 V	5 D	4 V					3	6	23	22	4	

* Barrage bout omitted in result. Vincent Bradford defeats Miyuki Maekawa 5-0. Bradford qualifies. Combat du barrage omis du resultat. Vincent Bradford gagne sur Miyuki Maekawa. Bradford se qualifie.

Ladies/ Foil Individual Competition Round 1 Pool D/Aug.02

RANK	NAME	CTRY	1	2	3	4	5	6	7	8	9	10	V	M	TD	TR	PL	E
1	Poirier, Jacynthe	CAN	5 D	0 V	5 D	0 V	5 D	3 V					3	6	24	18	3	
2	Zsak, Marcela	ROM	2 V	1 V	5 D	5 D	4 V	3 V					4	6	28	20	2	
3	Choi, Bok-Ran	KOR	5 D	5 D	5 D	5 D	5 D	5 D					0	6	15	30	7	E
4	Hanisch, Cornelia	FRG	3 V	4 V	4 V	2 V	1 V	4 V					6	6	30	18	1	
5	Faustin, Gina	HAI	5 D	4 V	3 V	5 D	5 D	5 D					2	6	12	27	6	E
6	Zhu, Qingyuan	CHN	4 V	5 D	3 V	5 D	0 V	5 D					3	6	24	22	4	
7	Smith, Helen	AUS	5 D	5 D	4 V	5 D	0 V	4 V					3	6	25	23	5	

Ladies/Foil Individual Competition Round 1 Pool E/Aug. 02

RANK	NAME	CTRY	2	3	4	5	6	7	8	9	10	V	M	TD	TR	PL	E	
1	Li, Huahua	CAN	0 V	5 D	5 D	0 V	5 D	4 V					3	6	24	19	4	
2	Oikawa, Azusa	JPN	5 D	5 D	5 D	0 V	5 D	1 V					2	6	17	21	5	
3	Ciconetti, Carola	ITA	3 V	1 V	5 D	1 V	5 D	2 V					4	6	28	17	3	
4	Thurley, Elizabeth	GBR	3 V	3 V	4 V	1 V	5 D	1 V					5	6	26	17	2	
5	Higgins Arana, Barbra	PAN	5 D	5 D	5 D	5 D	5 D	5 D					0	6	6	30	7	E
6	Modaine, Laurence	FRA	3 V	3 V	4 V	1 V	1 V	2 V					6	6	30	14	1	
7	Mitchell, Caroline	FRA	5 D	5 D	5 D	5 D	3 V	5 D					1	6	15	28	6	E

Ladies/ Foil Individual Competition Round 1 Pool F /Aug. 02

RANK	NAME	CTRY	1	2	3	4	5	6	7	8	9	10	V	M	TD	TR	PL	E
1	Brouquier, Veronique	FRA	1 V	1 V	2 V	2 V	5 D	5 D					4	6	27	16	2	
2	Miyahara, Mieko	JPN	4 V	5 D	4 V	5 D	5 D	5 D					2	6	21	28	5	
3	Giancola, Silvana Ines	ARG	5 D	5 D	2 V	5 D	5 D	5 D					1	6	17	27	6	E
4	Mc Intosh, Fiona	GBR	3 V	1 V	1 V	5 D	1 V	5 D					4	6	23	16	3	
5	Viard, Sheila	HAI	5 D	5 D	5 D	5 D	5 D	5 D					0	6	10	30	7	E
6	Hatuel, Lydia	ISR	3 V	4 V	1 V	1 V	4 V	4 V					6	6	30	17	1	
7	Zalaffi, Margherita	ITA	4 V	2 V	5 D	0 V	5 D	5 D					4	6	25	19	4	

Ladies/Foil Individual Competition Round 1 /Aug. 02

RANK	NAY	CTRY	V/M	TD-TR	POOL	PL	TD	TR
1	Bischoff, Sabine	FRG	1.000	20	A	1	30	10
2	Luan, Juijie	CHN	1.000	18	B	1	30	12
3	Modaine, Laurence	FRA	1.000	16	E	1	30	14
4	Hatuel, Lydia	ISR	1.000	13	F	1	30	17
5	Hanisch, Cornelia	FRG	1.000	12	D	1	30	18
6	Gaudin, Brigitte	FRA	0.833	12	C	1	27	15
7	Weber, Christiane	FRG	0.833	12	C	2	28	16
8	Thurley, Elizabeth	GBR	0.833	9	E	2	26	17
9	Guzganu, Elisabeta	ROM	0.666	13	C	3	27	14
10	Dan, Aurora	ROM	0.666	11	B	2	25	14
11	Brouquier, Veronique	FRA	0.666	11	F	2	27	16
12	Ciconetti, Carola	ITA	0.666	11	E	3	28	17

RANK	NAME	CTRY	V/M	TD-TR	POOL	PL	TD	TR
13	Zsak, Marcela	ROM	0.666	8	DD	2	28	20
14	McIntosh, Fiona	GBR	0.666	7	FF	3	23	16
15	Vaccaroni, Donna	ITA	0.666	7	AA	2	26	19
16	Zalaffi, Margherita	ITA	0.666	6	FF	4	25	19
17	Martin, Linda	GBR	0.666	2	BB	3	22	20
18	Phillon, Madeleine	CAN	0.666	2	AA	3	23	21
19	Poirier, Jacynthe	CAN	0.500	6	DD	3	24	18
20	Li, Huahua	CHN	0.500	5	EE	4	24	19
21	Zhu, Qingyuan	CHN	0.500	2	DD	4	24	22
22	Smith, Helen	AUS	0.500	2	DD	5	25	23
23	Waples, Debra	USA	0.500	1	AA	4	22	21
24	Drori, Nilli	ISR	0.500	1	CC	4	23	22
25	Angelakis, Jana	USA	0.500	1	BB	4	24	23
26	Oikawa, Azusa	JPN	0.333	-4	EE	5	17	21
27	Palm, Kerstin	SWE	0.333	-4	AA	5	19	23
29	Miyahara, Mieko	JPN	0.333	-7	FF	5	21	28
30	Bradford, Vincent	USA	0.333	-9	CC	5	17	26

The above athletes are qualified/Les athletes ci-haut se qualifient

The following athletes are eliminated/Les athletes suivants sont elimines

31	Lozano, Lourdes	MEX	0.333	-6	A	6	17	22
32	Chaplin, Andres	AUS	0.333	-6	B	6	18	24
33	Sinigaglia, Maria Alicia	ARG	0.333	-9	C	5	17	26
34	Faustin, Gina	HAI	0.333	-15	D	6	12	27
35	Giancola, Silvana Ines	ARG	0.166	-10	F	6	17	27
36	Mitchell, Caroline	CAN	0.166	-13	E	6	15	29
37	Choi, Bok-Ran	KOR	0.000	-15	D	7	15	30
38	Maekawa, Miyuki	JPN	0.000	-20	C	7	10	30
	Viard, Sheila	HAI	0.000	-20	F	7	10	30
40	Snell, Alayna D.	ISV	0.000	-21	A	7	9	30
41	Giancola, Sandra M.	ARG	0.000	-22	B	7	8	30
42	Higgins Arana, Barbra	PAN	0.000	-24	E	7	6	30

Ladies/ Foil Individual Competition Round 2 Pool A/ Aug. 02

RANK	NAME	CTRY	1	2	3	4	5	6	7	8	9	10	V	M	TD	TR	PL	E
1	Angelakis, Jana	USA	5 D	5 D	5 D	5 D							0	4	12	20	5	E
2	Ciconetti, Carola	ITA	1 V	5 D	5 D	2 V							2	4	11	13	4	
3	Zsak, Marcela	ROM	4 V	1 V	5 D	5 D							2	4	18	15	3	
4	Bischoff, Sabine	FRG	3 V	0 V	4 V	5 D							3	4	18	12	1	
5	Drori, Nilli	ISR	4 V	5 D	4 V	3 V							3	4	17	16	2	

Ladies/ Foil Individual Competition Round 2 Pool B/Aug.02

RANK	
------	--



Ladies/Foil Individual Competition
Round 2 Pool F/ Aug. 02

Femmes/fleuret competition individuelle
Tour 2 poule f/02 Aout

RANK	NAME	CTRY	1	2	3	4	5	6	7	8	9	10	V	M	TD	TR	PL	E
1	Poirier, Jacynthe	CAN	4	V	5	D	5	D	5	D			1	4	13	19	5	E
2	Weber, Christiane	FRG	5	D		3	V	2	V	2	V		3	4	19	12	1	
3	Gaudin, Brigitte	FRA	4	V	5	D		2	V	3	V		3	4	18	14	2	
4	Martin, Linda	GBR	3	V	5	D	5	D		1	V		2	4	14	14	3	
5	Bradford, Vincent	USA	1	V	5	D	5	D	5	D			1	4	11	16	4	

Ladies/Foil Individual Competition
Round 2/Aug. 02

Femmes/fleuret competition individuelle
Tour2/02Aout

RANK	NAME	CTRY	V/M	TD-TR	POOL	PL	TO	TR
1	Luan, Jujie	CHN	1.000	15	B	1	20	5
2	Vaccaroni, Dorina	ITA	1.000	13	C	1	20	7
4	Guzganu, Elisabeta	ROM	1.000	13	D	1	20	7
5	Hanisch, Cornelia	FRG	1.000	11	E	1	20	9
6	Brouquier, Veronique	FRA	0.750	7	B	2	18	11
8	Li, Huahua	CHN	0.750	7	E	2	19	12
9	Weber, Christiane	FRG	0.750	7	F	1	19	12
10	Bischoff, Sabine	FRG	0.750	6	A	1	18	12
11	Gaudin, Brigitte	FRA	0.750	4	F	2	18	14
12	Modaine, Laurence	FRA	0.750	3	C	2	15	12
13	Drori, Nilli	ISR	0.750	1	A	2	17	16
14	Thurley, Elizabeth	GBR	0.500	4	E	3	14	10
15	Dan, Aurora	ROM	0.500	4	C	3	18	14
16	Zsak, Marcela	ROM	0.500	3	A	3	18	15
17	Zalaffi, Margherita	ITA	0.500	2	D	2	16	14
18	Martin, Linda	GBR	0.500	0	F	3	14	14
19	Cicconetti, Carola	ITA	0.500	-2	A	4	11	13
20	Oh, Seung-Soon	KOR	0.500	-2	D	3	16	18
21	Zhu, Qingyuan	CHN	0.250	-4	D	4	12	16
22	Bradford, Vincent	USA	0.250	-5	F	4	11	16
23	Mc Intosh, Fiona	GBR	0.250	-5	B	3	12	17
24	Waples, Debra	USA	0.250	-6	B	4	11	17
25	Palm, Kerstin	SWE	0.250	-7	C	4	11	18
26	Phillion, Madeleine	CAN	0.250	-8	E	4	9	17

The above athletes are qualified/Les athletes ci-haut se qualifient

The following athletes are eliminated/Les athletes suivants sont elimines

Ladies/Foil Individual Competition
Round3PoolA/Aug.02

Femmes/fleuret competition individuelle
Tour 3 poule a/02 Aout

RANK	NAME	CTRY	1	2	3	4	5	6	7	8	9	10	V	M	TD	TR	PL	E
1	Gaudin, Brigitte	FRA	0	V	5	D	5	D	2	V	3	V	3	5	16	15	4	
2	Oh, Seung-Soon	KOR	5	D	5	D	5	D	3	V	5	D	1	5	11	23	5	E
3	Bischoff, Sabine	FRG	0	V	1	V	5	D	1	V	5	D	3	5	17	12	3	
4	Luan, Jujie	CHN	1	V	4	V	1	V	1	V	5	D	4	5	22	12	2	
5	Phillion, Madeleine	CAN	5	D	5	D	5	D	5	D			0	5	8	25	6	E
6	Cicconetti, Carola	ITA	5	D	1	V	1	V	2	V	1	V	4	5	23	10	1	

Ladies/ Foil Individual Competition
Round 3 Pool B/Aug.02

Femmes/fleuret competition individuelle
Tour 3 poule b/02 Aout

RANK	NAME	CTRY	1	2	3	4	5	6	7	8	9	10	V	M	TD	TR	PL	E
1	Guzganu, Elisabeta	ROM	4	V	5	D	3	V	2	V	2	V	4	5	24	16	1	
2	Mc Intosh, Fiona	GBR	5	D	5	D	5	D	5	D	5	D	0	5	13	25	6	E
3	Modaine, Laurence	FRA	4	V	4	V	3	V	5	D	3	V	4	5	24	19	3	
4	Zhu, Qingyuan	CHN	5	D	1	V	5	D	5	D	0	V	2	5	18	16	4	
5	Zalaffi, Margherita	ITA	5	D	1	V	4	V	2	V	3	V	4	5	22	15	2	
6	Weber, Christiane	FRG	5	D	3	V	5	D	5	D	5	D	1	5	13	23	5	E

Ladies/ Foil Individual Competition
Round 3 Pool C/ Aug. 02

Femmes/fleuret competition individuelle
Tour 3 poule c/02 Aout

RANK	NAME	CTRY	1	2	3	4	5	6	7	8	9	10	V	M	TD	TR	PL	E
1	Vaccaroni, Dorina	ITA	4	V	2	V	5	D	5	D	1	V	3	5	23	17	3	
2	Martin, Linda	GBR	5	D	4	V	5	D	5	D	2	V	2	5	17	21	4	
3	Drori, Nilli	ISR	5	D	5	D	5	D	5	D	1	V	1	5	16	21	5	E
4	Li, Huahua	CHN	4	V	0	V	4	V	5	D	0	V	4	5	23	13	1	
5	Dan, Aurora	ROM	4	V	3	V	1	V	3	V	5	D	4	5	20	16	2	
6	Waples, Debra	USA	5	D	5	D	5	D	5	D	0	V	1	5	9	20	6	E

Ladies/Foil Individual Competition
Round 3 Pool D/ Aug. 02

Femmes/fleuret competition individuelle
Tour 3 poule d/02 Aout

RANK	NAME	CTRY	1	2	3	4	5	6	7	8	9	10	V	M	TD	TR	PL	E
1	Palm, Kerstin	SWE	5	D	3	V	3	V	5	D	5	D	2	5	20	21	4	
2	Hanisch, Cornelia	FRG	4	V	1	V	3	V	2	V	5	D	4	5	24	15	1	
3	Bradford, Vincent	USA	5	D	5	D	5	D	5	D	5	D	0	5	11	25	6	E
4	Zsak, Marcela	ROM	5	D	5	D	4	V	5	D	5	D	1	5	17	24	5	E
5	Thurley, Elizabeth	GBR	3	V	5	D	2	V	4	V	4	V	4	5	22	18	3	
6	Brouquier, Veronique	FRA	3	V	4	V	1	V	2	V	5	D	4	5	24	15	1	

Ladies/ Foil Individual Competition
Round 3/Aug. 01

Femmes/fleuret competition individuelle
Tour 3/01 Aout

RANK	NAME	CTRY	V/M	TD-TR	POOL	PL	TO	TR
1	Cicconetti, Carola	ITA	0.800	13	A	1	23	10
2	Luan, Jujie	CHN	0.800	10	A	2	22	12
3	Li, Huahua	CHN	0.800	10	C	1	23	13
4	Hanisch, Cornelia	FRG	0.800	9	D	1	24	15
6	Brouquier, Veronique	FRA	0.800	9	D	1	24	15
7	Guzganu, Elisabeta	ROM	0.800	8	B	1	24	16
8	Zalaffi, Margherita	ITA	0.800	7	B	2	22	15
9	Modaine, Laurence	FRA	0.800	5	B	3	24	19
10	Dan, Aurora	ROM	0.800	4	C	2	20	16
11	Thurley, Elizabeth	GBR	0.800	4	D	3	22	18
12	Vaccaroni, Donna	ITA	0.600	6	C	3	23	17
13	Bischoff, Sabine	FRG	0.600	5	A	3	17	12
14	Gaudin, Brigitte	FRA	0.600	1	A	4	16	15
15	Zhu, Qingyuan	CHN	0.400	2	B	4	18	16
16	Palm, Kerstin	SWE	0.400	-1	D	4	20	21
17	Martin, Linda	GBR	0.400	-4	C	4	17	21

The above athletes are qualified/Les athletes ci-haut se qualifient

The following athletes are eliminated/Les athletes suivants sont elimines

17	Drori, Nilli	ISR	0.200	-5	C			
18	Zsak, Marcela	ROM	0.200	-7	D			
19	Weber, Christiane	FRG	0.200	-10	B			
20	Waples, Debra	USA	0.200	-11	C			
21	Oh, Seung-Soon	KOR	0.200	-12	A			
22	McIntosh, Fiona	GBR	0.000	-12	B			
23	Bradford, Vincent	USA	0.000	-14	D			
24	Phillion, Madeleine	CAN	0.000	-17	A			

Ladies/Foil-Individual
Final Ranking/Aug. 03

Femmes/fleuret-individueel
Classement final/03 Aout

RANK	NAME	CTRY
1	Luan	CHN
2	Hanisch	FRG
3	Vaccaroni	ITA
4	Guzganu	ROM
5	Brouquier	FRA
6	Modaine	FRA
7	Boschoff	FRG
8	Gaudin	FRA

The following athletes were eliminated after direct elimination w/repechage
Les athletes suivants furent elimines apres'elimination directe avec repechage

9	Dan	ROM
10	Martin	GBR
11	Zhu	CHN
12	Palm	SWE
13	Li	CHN
14	Cicconetti	ITA
15	Zalaffi	ITA
16	Thurley	GBR

The following athletes were eliminated after round 3
Les athletes suivants furent elimines apres le 3eme tour

17	Drori	ISR
18	Zsak	ROM
19	Weber	FRG
20	Waples	USA
21	Oh	KOR
22	McIntosh	GBR
23	Bradford	USA
24	Phillion	CAN

The following athletes were eliminated after round 2
Les athletes suivants furent elimines apres le 2 eme tour

25	Pokier	CAN
26	Hatuel	ISR
27	Oikawa	JPN
28	Angelakis	USA
29	Smith	AUS
30	Miyahara	JPN

The following athletes were eliminated after round 1
Les athletes suivants furent elimines apres le 1 ere tour

31	Lozano	MEX
32	Chaplin	AUS
33	Sinigaglia	ARG
34	Faustin	HAI
35	Giancola, S.I.	ARG
36	Mitchell	CAN
37	Choi	KOR
38	Maekawa	JPN
39	Viard	HAI
40	Snell	ISV
41	Giancola, S.M.	ARG
42	Higgins	PAN

Fencing

Escrime

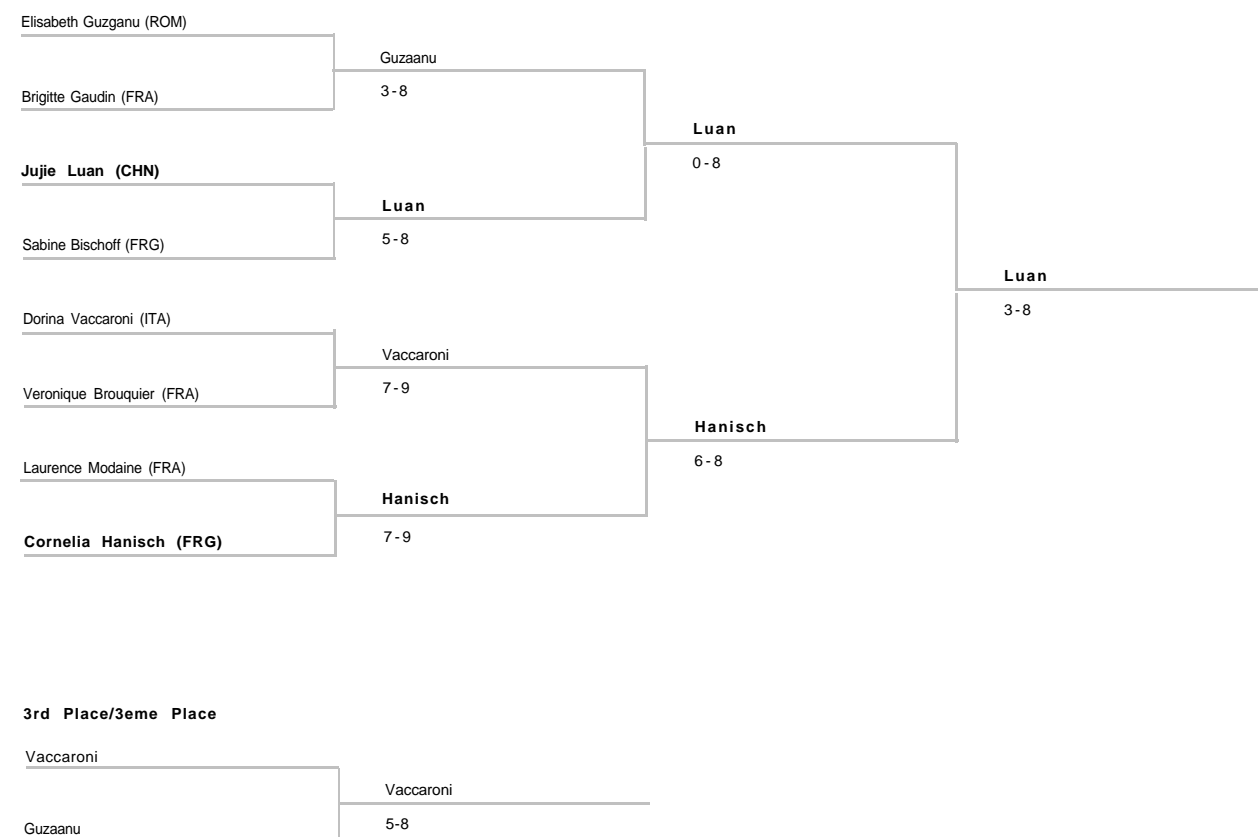
Ladies' Individual Foil
Direct Elimination With Repechage/August 03

Femmes fleuret individuel
Elimination Directe Avec Repechage/Aout 03



Ladies' Individual Foil
Final Direct Elimination/August 03

Femmes fleuret individuel
Finales en Elimination Directe/Aout 03





Ladies/Foil-Team Preliminary Round 1 Pool A Match 1 /Aug. 05
Femmes/fleuret-equipe Tour preliminaire 1 poule a match 1/05 Aout

CTRY	NAME	1	2	3	4	5	6	7	8	V	TD	TR
USA												
1	Angelakis, Jana					1 V	5 D	4 V	3 V	3	18	13
2	Bradford, Vincent					1 V	5 D	5 D	1 V	2	14	12
3	Waples, Debra					5 D	5 D	5*0	5 D	0	11	20
4	Monplaisir, Sharon					4 V	4 V	4 V	4 V	4	20	16
GBR										7	61	63
5	Brannon, Ann	5*0	5 D	3*V	5 D					1	11	18
6	Martin, Linda	3 V	1 V	4 V	5 D					3	19	13
7	Mc Intosh, Fiona	5 D	3 V	0 V	5 D					2	18	13
8	Thurley, Elizabeth	5 D	5 D	4 V	5 D					1	13	19

Badders substituted for Waples in bout 7-3/Badders remplace Waples dans le combat numero 7-3
 Arup substituted for Brannon in bouts 5-1 and 3-5/Arup remplace par Brannon dans les combats numero 5-1 et 3-5

Ladies/Foil-Team Preliminary Round 1 Pool A Match 2/Aug.05
Femmes/fleuret-equipe Tour preliminaire 1 poule a match 2/05 Aout

CTRY	NAME	1	2	3	4	5	6	7	8	V	TD	TR
FRA										9	56	38
1	Modaine, Laurence						4 V	5 D	2 V	2	13	11
2	Trinquet-Hachin, Pascale					3 V		5 D	2 V	2	14	10
3	Meygret, Anne					4 V	2 V		3 V	3	15	9
4	Gaudin, Brigitte					1 V	5 D	2 V		2	14	8
GBR										3	38	56
5	Arup, Katie		5 D	5 D	5 D					0	8	15
6	Thurley, Elizabeth	5 D			5 D	4 V				1	11	14
7	Martin, Linda	3 V	4 V		5 D					2	12	12
8	Mc Intosh, Fiona	5 D	5 D	5 D						0	7	15

Ladies/Foil-Team Preliminary Round 1 Pool A Match 3/Aug.05
Femmes/fleuret-equipe Tour poule a match 3/05 Aout

CTRY	NAME	1	2	3	4	5	6	7	8	V	TD	TR
USA										2	23	49
1	Angelakis, Jana						5 D	5 D	3 V	1	6	13
2	Monplaisir, Sharon					5 D		5 D	5 D	0	6	15
3	Bradford, Vincent					5 D	1 V		5 D	1	6	11
4	Waples, Debra					5 D	5 D			0	5	10
FRA										9	49	23
5	Modaine, Laurence		2 V	0 V	3 V					3	15	5
6	Trinquet-Hachin, Pascale	0 V		5 D	2 V					2	11	7
7	Meygret, Anne	1 V	2 V							2	10	3
8	Gaudin, Brigitte	5 D	2 V	1 V						2	13	8

Ladies/Foil-Team Preliminary Round 1 Pool B Match 1 /Aug. 05
Femmes/fleuret-equipe Tour preliminaire 1 poule b match 1/05 Aout

CTRY	NAME	1	2	3	4	5	6	7	8	V	TD	TR
CAN										0	28	45
1	Mitchell, Caroline						5 D	5 D	5 D	0	9	15
2	Steiner, Shelley					5 D		5 D		0	5	10
3	Phillon, Madeleine						5 D		5 D	0	8	10
4	Pokier, Jacynthe					5 D	5 D			0	6	10
ROM										9	45	28
5	Dan, Aurora		3 V		2 V					2	10	5
6	Veber, Koszto	3 V		4 V	4 V					3	15	11
7	Zsak, Marcela	4 V	2 V							2	10	6
8	Oros, Rozalia	2 V		4 V						2	10	6

Ladies/Foil-Team Preliminary Round 1 Pool B Match 2 /Aug. 05
Femmes/fleuret-equipe Tour preliminaire 1 poule b match 2/05 Aout

CTRY	NAME	1	2	3	4	5	6	7	8	V	TD	TR
CAN										3	25	55
1	Mitchell, Caroline						5 D	3 V	3 V	2	10	11
2	Cormier, Marie-Hugette					5 D		5 D		0	3	10
3	Phillon, Madeleine					5*0	5 D	5 D	5 D	0	3	20
4	Pokier, Jacynthe					4 V	5 D	5 D		1	9	14
CHN										9	55	25
5	Zhu, Qingyuan		2 V	2 V	5 D					2	14	9
6	Luan, Jujie	0 V		0 V	2 V					3	15	2
7	Li, Huahua	5 D	1 V	1 V	2 V					3	18	9
8	Wu, Qiuhua	5 D		0 V						1	8	5

* Steiner substituted for Phillon in bout 3-5/Steiner remplace par Phillon dans le combat numero 3-5

Ladies/Foil-Team Preliminary Round 1 Pool B Match 3/Aug. 05
Femmes/fleuret-equipe Tour preliminaire 1 poule b match 3/05 Aout

CTRY	NAME	1	2	3	4	5	6	7	8	V	TD	TR
CHN										5	49	62
1	Luan, Jujie					5*0	5 D	5*0	5 D	0	7	20
2	Zhu, Qingyuan					3 V	5 D	5 D		1	12	13
3	Li, Huahua											
4	Wu, Qiuhua									9	62	49
RON										2	17	13
5	Guzganu, Elisabeta	5 D	5 D	2 V	4 V					2	17	16
6	Zsak, Marcela	5 D	2 V	2 V	3 V					3	16	12
7	Dan, Aurora	5 D								2	12	8
8	Oros, Rozalia	5 D	2 V	1 V								

Zhu substituted for Li in bouts 3-5 and 7-3/Zhu remplace par Li dans les combats numeros 3-5 et 7-3

Ladies/ Foil-Team Preliminary Round 1 Pool C Match 1/Aug. 05
Femmes/fleuret-equipe Tour preliminaire 1 poule c match 1/05 Aout

CTRY	NAME	1	2	3	4	5	6	7	8	V	TD	TR
ARG										1	17	46
1	Sinigaglia, Maria Alicia						5 D	5 D	5 D	0	3	15
2	Giancola, Sandra M.					5 D		5 D		0	0	10
3	Oriani, Constanza					5 D	5 D		1 V	1	9	11
4	Giancola, Silvana Ines					5 D	5 D			0	5	10
FRG										9	46	17
5	Bischoff, Sabine		0 V	3 V	2 V					3	15	5
6	Weber, Christiane	1 V		1 V	3 V					3	15	5
7	Funkenhauser, Zita	1 V	0 V							2	10	1
8	Wessel, Ute	1 V		5 D						1	6	6

Ladies/Foil-Team Preliminary Round 1 Pool C Match 2/Aug.05
Femmes/fleuret-equipe Tour preliminaire 1 poule c match 2/05 Aout

CTRY	NAME	1	2	3	4	5	6	7	8	V	TD	TR
ITA										9	57	36
1	Cicconetti, Carola						5 D	1 V	3 V	2	14	9
2	Zalaffi, Margherita					2 V		3 V	5 D	2	14	10
3	Traversa, Lucia					1 V	4 V		2 V	3	15	7
4	Mochi, Clara					4 V	5 D	1 V		2	14	10
JPN										3	36	57
5	Oikawa, Azusa		5 D	5 D	5 D					0	7	15
6	Miyahara, Mieko	4 V		5 D	4 V					2	14	13
7	Maekawa, Miyuki	5 D	5 D		5 D					0	5	15
8	Oka, Tomoko	5 D	4 V	5 D						1	10	14

Ladies/Foil-Team Preliminary Round 1 Pool C Match 3/Aug.05
Femmes/fleuret-equipe Tour preliminaire 1 poule c match 3/05 Aout

CTRY	NAME	1	2	3	4	5	6	7	8	V	TD	TR
JPN										4	36	54
1	Oikawa, Azusa					5 D	5 D	5 D	5 D	0	6	20
2	Maekawa, Miyuki					5 D		4 V	5 D	1	10	14
3	Miyahara, Mieko					5 D	5 D		2 V	1	9	12
4	Oka, Tomoko					1 V	5 D	2 V		2	11	8
FRG										9	54	36
5	Bischoff, Sabine	2*V	3 V	2*V	5 D					3	16	12
6	Weber, Christiane	0 V		2 V	1 V					3	15	3
7	Funkenhauser, Zita	3 V	5 D		5 D					1	11	13
8	Wessel, Ute	1 V	2 V	5 D						2	12	8

Hanisch substituted for Bischoff in bouts 5-1 and 3-5/Hanisch remplace par Bischoff dans les combats numero 5-1 et 3-5

Ladies/Foil-Team Preliminary Round 1 Pool C Match4/Aug.05
Femmes/fleuret-equipe Tour preliminaire 1 poule c match 4/05 Aout

CTRY	NAME	1	2	3	4	5	6	7	8	V	TD	TR
ITA										9	45	13
1	Cicconetti, Carola						0 V	0 V	3 V	3	15	3
2	Zalaffi, Margherita					1 V		1 V		2	10	2
3	Traversa, Lucia						1 V		1 V	2	10	2
4	Mochi, Clara					4 V	2 V			2	10	6
ARG										0	13	45
5	Sinigaglia, Maria Alicia						5 D		5 D	0	5	10
6	Giancola, Sandra M.	5 D			5 D	5 D				0	3	15
7	Oriani, Constanza	5 D	5 D							0	1	10
8	Giancola, Silvana Ines	5 D			5 D					0	4	10

Ladies/Foil-Team Preliminary Round 1 Pool C Match 5/Aug. 05
Femmes/fleuret-equipe Tour preliminaire 1 poule c match 5/05 Aout

CTRY	NAME	1	2	3	4	5	6	7	8	V	TD	TR
ITA												

Fencing

Escrime

Ladies/Foil-Team Direct Elimination Round B (1/4) Match 1/Aug. 07

CTRY	NAME	1	2	3	4	5	6	7	8	V	TD	TR
ROM										8	52	29
	1 Guzganu, Elisabeta					5 D	1 V	5 D		1	13	11
	2 Veber, Koszto				0 V		5 D	2 V		2	11	7
	3 Oros, Rozalia				5 D	1 V		0 V		2	13	6
	4 Zsak, Marcela				1 V	0 V	4 V			3	15	5
USA										4	29	52
	5 Angelakis, Jana		5 D	3*V	5 D					1	6	13
	2 Monplaisir, Sharon	4 V		5 D	5 D					1	6	14
	3 Bradford, Vincent	5 D	1 V		5 D					1	10	11
	4 Waples, Debra	4 V	5 D	5 D						1	7	14

* Badders substituted for Angelakis in bout 3-5/Badders remplace par Angelakis dans combat numero 3-5

Ladies/Foil-Team Direct Elimination Round B (1/4) Match 2/Aug.07

CTRY	NAME	1	2	3	4	5	6	7	8	V	TD	TR
CHN										7	64	61
	1 Luan, Jujie				2 V	2 V	5 D	4 V		3	18	13
	2 Zhu, Qingyuan				2 V	5 D	5 D	0 V		2	15	12
	3 Li, Huahua				5 D	5 D	4 V	2 V		2	17	16
	4 Wu, Qiuhua				5 D	5 D	5 D	5*D		0	14	20
ITA										9	61	64
	5 Vaccaroni, Dorina	5 D	5 D	3 V	3 V					2	14	16
	6 Cicconetti, Carola	5 D	3 V	4 V	4 V					3	17	16
	7 Zalaffi, Margherita	3 V	2 V	5 D	3 V					3	19	13
	8 Mochi, Clara	5 D	5 D	5 D	4*V					1	11	19

* Zhu substituted for Wu in bout 8-4/Zhu remplace par Wu dans le combat numero 8-4
* Traversa substituted for Mochi in bout 8-4/Traversa remplace par Mochi dans le combat numero 8-4

Ladies/Foil-Team Direct Elimination Round C (1/2) Match 1/Aug.07

CTRY	NAME	1	2	3	4	5	6	7	8	V	TD	TR
ROM										8	56	44
	1 Guzganu, Elisabeta					1*V	5 D	5 D	5 D	1	12	16
	2 Dan, Aurora				5 D	1 V	1 V	5 D		2	16	12
	3 Oros, Rozalia				1 V	5 D	3 V	0 V		3	17	9
	4 Zsak, Marcela				0 V	2 V	5 D			2	11	7
FRA										7	44	56
	5 Brouquier, Veronique	5*D	4 V	5 D	5 D					1	7	19
	6 Modaine, Laurence	1 V	5 D	2 V	5 D					2	13	13
	7 Gaudin, Brigitte	2 V	5 D	5 D	1 V					2	14	13
	8 Trinquet-Hachin, Pascale	4 V	2 V	5 D						2	10	11

* Veber substituted for Guzganu in bout 5-1/Veber remplace par Guzganu dans le combat numero 5-1
* Meygret substituted for Brouquier in 5-1/Meygret remplace par Brouquier dans le combat numero 5-1

Ladies/Foil-Team Direct Elimination Round C(1/2) Match 2/Aug.07

CTRY	NAME	1	2	3	4	5	6	7	8	V	TD	TR
FRG										8	62	63
	Weber, Christiane				5 D	5 D	3 V	5 D		1	11	18
	Hanisch, Cornelia				2 V	5 D	4 V	5 D		2	16	16
	Bischoff, Sabine				4 V	3 V	3 V	5 D		3	18	15
	Funkenhauser, Zita				3 V	5 D	0 V	5 D		2	18	13
ITA										8	62	63
	5 Vaccaroni, Dorina	1 V	5 D	5 D	5 D					1	14	16
	6 Cicconetti, Carola	1 V	2 V	5 D	4 V					3	18	12
	7 Zalaffi, Margherita	5 D	5 D	5*D	5 D					0	10	20
	8 Traversa, Lucia	4 V	4 V	3 V	4 V					4	20	15

* Mochi substituted for Zalaffi in bout 7-3/Mochi remplace par Zalaffi dans le combat numero 7-3

Ladies/ Foil-Team Match For 5th Place/Aug.07

CTRY	NAME	1	2	3	4	5	6	7	8	V	TD	TR
CHN										9	58	51
	1 Luan, Jujie				3 V	1 V	2 V	4 V		4	20	10
	2 Zhu, Qingyuan				5 D	4 V	5 D	1 V		2	15	15
	3 Li, Huahua				5 D	5 D		3 V		1	10	13
	4 Wu, Qiuhua				5 D	4 V	4 V			2	13	13
USA										5	51	58
	5 Bradford, Vincent	5 D	3 V	4 V	3 V					3	18	15
	6 Monplaisir, Sharon	5 D	5 D	1 V	5 D					1	14	16
	7 Badders, Susan	5 D	2 V		5 D					1	11	12
	8 Waples, Debra	5 D	5 D	5 D						0	8	15

Ladies/Foil-Team Match For 3rd Place/Aug. 07

CTRY	NAME	1	2	3	4	5	6	7	8	V	TD	TR
FRA										9	64	63
	1 Modaine, Laurence					5 D	3 V	4 V	5 D	2	15	17
	2 Trinquet-Hachin, Pascale				3 V	5 D	5 D	5 D		1	13	18
	3 Gaudin, Brigitte				4 V	5 D	4 V	1 V		3	17	14
	4 Brouquier, Veronique				5 D	1 V	4 V	4 V		3	19	14
ITA										7	63	64
	5 Vaccaroni, Donna	4 V	5 D	5 D	4*V					2	17	18
	6 Mochi, Clara	5 D	2 V	2 V	5 D					2	14	14
	7 Zalaffi, Margherita	5 D	4 V	5 D	5 D					1	17	19
	8 Traversa, Lucia	1 V	2 V	5 D	5 D					2	15	13

* Mochi substituted for Vaccaroni in bout 5-4/Mochi remplace pour Vaccaroni dans le combat numero 5-4

Ladies/Foil-Team Final/Aug.07

CTRY	NAME	1	2	3	4	5	6	7	8	V	TD	TR
ROM										9	59	49
	1 Dan, Aurora					5 D	5 D	2 V	5 D	1	10	17
	2 Veber, Koszto				5 D	5*D	5 D	5*D		0	11	20
	3 Oros, Rozalia				3 V	2 V		4 V		3	15	9
	4 Zsak, Marcela				5 D	5 D	3 V			1	13	13
FRG										9	59	49
	5 Weber, Christiane	0 V	3 V	5 D	4 V					3	18	12
	6 Hanisch, Cornelia	3 V	3 V	5 D	4 V					3	17	15
	7 Bischoff, Sabine	5 D	3 V		5 D					1	10	13
	8 Funkenhauser, Zita	2 V	2 V	5 D						2	14	9

* Veber replaced by Guzganu in bouts 2-6 and 2-8/Veber remplace par Guzganu dans les combats numero 2-6 et 2-8

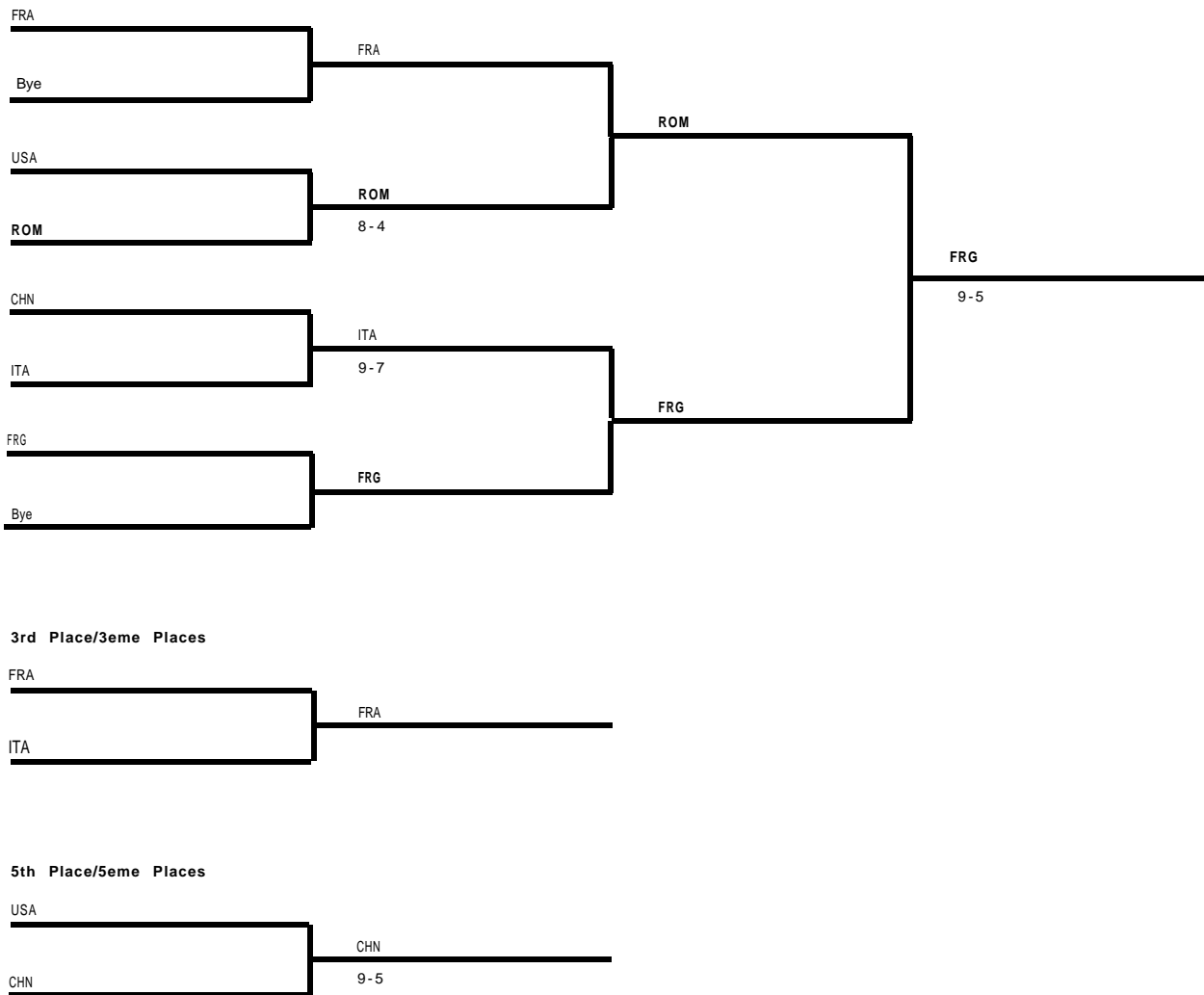
Ladies/ Foil-Team Find Classification / Aug. 07

RK	CTRY	NAME	V	TV	TR	TTR	TD	TTD
1	FRG	Weber, Christiane	3	12	18	9	59	49
		Hanisch, Cornelia	3	15	17			
		Bischoff, Sabine	1	13	10			
		Funkenhauser, Zita	2	9	14			
		Wessel, Ute	0	0	0			
2	ROM	Dan, Aurora	1	17	10	5	59	49
		Veber, Koszto	0	10	6			
		Oros, Rozalia	3	9	15			
		Zsak, Marcela	1	13	13			
		Guzganu, Elisabeta	0	10	5			
3	FRA	Modaine, Laurence	2	17	15	9	63	64
		Trinquet-Hachin, Pascale	1	18	13			
		Gaudin, Brigitte	3	14	17			
		Brouquier, Veronique	3	14	19			
		Meygret, Anne	0	0	0			
4	ITA	Vaccaroni, Dorina	1	14	13	7	64	63
		Mochi, Clara	2	14	14			
		Zalaffi, Margherita	1	19	17			
		Traversa, Lucia	2	13	15			
		Mochi, Clara	1	4	5			
5	CHN	Luan, Jujie	4	10	20	9	51	58
		Zhu, Qingyuan	2	15	15			
		Li, Huahua	1	13	10			
		Wu, Qiuhua	2	13	13			
6	USA	Bradford, Vincent	3	15	18	5	58	51
		Monplaisir, Sharon	1	16	14			
		Badders, Susan	1	12	11			
		Waples, Debra	0	15	8			
		Angelakis, Jana	0	0	0			
7	GBR	Brannon, Ann						
		Martin, Linda						
		Mc Intosh, Fiona						
		Thurley, Elizabeth						
		Arup, Katie						
8	JPN	Miyahara, Mieko						
		Oikawa, Azusa						
		Maekawa, Miyuki						
		Oka, Tomoko						
9	CAN	Mitchell, Caroline						
		Steiner, Shelley						
		Phillion, Madeleine						
		Poirier, Jacynthe						
		Cormier, Marie-Huguette						
10	ARG	Sinigaglia, Maria Alicia						
		Giancola, Sandra M.						
		Oriani, Constanza						
		Giancola, Silvana Ines						



Ladies Team Foil
Elimination Round Summary August 07

Femmes/Fleuret equipe
Sommaire Tours D'elimination Aout 07



*Advanced on more hits scored, 63-62.

Men/Foil Individual Competition
Round 1 Pool 1 /Aug. 01

RANK	NAME	CTRY	1	2	3	4	5	6	7	8	9	10	V	M	TD	TR	PL	E
1	Darricau, Henri	LIB	5 D	3 V	5 D	3 V							2	4	13	16	3	
2	Borella, Andrea	ITA	1 V	2 V	3 V	2 V							4	4	20	8	1	
3	Blaschka, Robert	AUT	5 D	5 D	4 V	5 D							1	4	14	19	4	
4	Joos, Stefan	BEL	2 V	5 D	5 D	1 V							2	4	17	13	2	
5	Habeebullah, Majed A	SAU	5 D	5 D	4 V	5 D							1	4	11	19	5	E

Men/Foil Individual Competition
Round 1 Pool 2/Aug. 01

RANK	NAME	CTRY	1	2	3	4	5	6	7	8	9	10	V	M	TD	TR	PL	E
1	Umezawa, Kenichi	JPN	3 V	2 V	4 V	3 V							4	4	20	12	1	
2	Cerioni, Stefano	ITA	5 D	0 V	5 D	0 V							2	4	15	10	3	
3	Francis, Julio	ISV	5 D	5 D	5 D	5 D							0	4	4	20	5	E
4	Eyal, Shlomo	ISR	5 D	2 V	1 V	1 V							3	4	19	9	2	
5	Yamac, Haluk	TUR	5 D	5 D	1 V	5 D							1	4	9	16	4	

Men/Foil Individual Competition
Round 1 Pool3/Aug.01

RANK	NAME	CTRY	1	2	3	4	5	6	7	8	9	10	V	M	TD	TR	PL	E
1	Turiace, Sergio R.	ARG	5 D	5 D	5 D	5 D	1 V						1	5	17	21	4	
2	Omnes, Philippe	FRA	4 V	2 V	1 V	5 D	3 V						4	5	24	15	2	
3	Ko, Yin-Fai	HKG	4 V	5 D	5 D	5 D	5 D						1	5	14	24	5	E
4	Azuma, Nobuyuki	JPN	2 V	5 D	2 V	5 D	1 V						3	5	18	15	3	
5	Hatuel, Itzhak	ISR	2 V	4 V	2 V	2 V	0 V						5	5	25	10	1	
6	Mendoza, Saul	BOL	5 D	5 D	3 V	5 D	5 D						1	5	10	23	6	E

Men/Foil Individual Competition
Round 1 Pool 4/Aug. 01

RANK	NAME	CTRY	1	2	3	4	5	6	7	8	9	10	V	M	TD	TR	PL	E
1	Haddad, Daany	LIB	5 D	5 D	5 D	5 D	5 D						1	5	12	20	5	E
2	Jumean, Ayman	JOR	5 D	5 D	5 D	5 D							0	5	0	25	6	E
3	Jolyot, Pascal	FRA	5 D	2 V	5 D	4 V							4	5	23	14	2	
4	Lucchetti, Sergio A.	ARG	5 D	5 D	5 D	2 V							3	5	17	15	3	
5	Numa, Mauro	ITA	3 V	0 V	3 V								5	5	25	7	1	
6	Shimokawa, Tadashi	JPN	5 D	5 D	5 D								2	5	19	15	4	

Men/Foil Individual Competition
Round 1 Pool 5/Aug.01

RANK	NAME	CTRY	1	2	3	4	5	6	7	8	9	10	V	M	TD	TR	PL	E
1	Kreglo, James	ISV	5 D	5 D	5 D	5 D	5 D						0	5	8	25	6	E
2	Magallanes, Jose Rafael	VEN	0 V	5 D	4 V	3 V	4 V						4	5	24	16	2	
3	Gey, Mathias	FRG	2 V	4 V	0 V	0 V	0 V						5	5	25	6	1	
4	Al-Ahmad, Ahmad	KUW	2 V	5 D	5 D	5 D	5 D						1	5	14	22	5	E
5	Wendt, Joachim	AUT	2 V	5 D	5 D	1 V	2 V						3	5	18	15	3	
6	Diez, Edgardo	PUR	2 V	5 D	5 D	4 V	5 D						2	5	16	21	4	

Men/Foil Individual Competition
Round 1 Pool 5/Aug.01

RANK	NAME	CTRY	1	2	3	4	5	6	7	8	9	10	V	M	TD	TR	PL	E
1	Lee, Tai-Chung	TPE	5 D	5 D	2 V	5 D	5 D						1	5	13	22	5	E
2	Bell, Nicholas	GBR	2 V	5 D	1 V	5 D	4 V						3	5	19	17	3	
3	Liu, Yunhong	CHN	2 V	4 V	0 V	1 V	5 D						4	5	22	12	1	
4	Alzouweid, Abdullah	SAU	5 D	5 D	5 D	3 V	5 D						1	5	11	23	6	E
5	Somloi, Georg	AUT	3 V	0 V	5 D	5 D	5 D						2	5	18	18	4	
6	Hein, Harald	FRG	1 V	5 D	2 V	3 V	4 V						4	5	24	15	2	

Fencing

Escrime

Men/Foil Individual Competition Round 1 Pool 7/Aug. 01

Hommes/fleuret competition individuelle Tour 1 poule 7/01 Aout

RANK	NAME	CTRY	1	2	3	4	5	6	7	8	9	TD	V	M	TD	TR	PL	E
1	Normann, Jeppe	NOR	5 D	5 D	5 D	5 D	5 D					0	5	9	25	6	E	
2	Yu, Yifeng	CHN	1 V	5 D	2 V	0 V	5 D					3	5	20	13	3		
3	Behr, Mathias	FRG	4 V	4 V	2 V	0 V	4 V					5	5	25	14	1		
4	Elhousseiny, Abdelmonem	EGY	1 V	5 D	5 D	3 V	5 D					2	5	16	19	4		
5	Lam, Tak-Chuen	HKG	3 V	5 D	5 D	5 D	5 D					1	5	10	23	5	E	
6	Benko, Gregory	AUS	0 V	1 V	5 D	2 V	2 V					4	5	24	10	2		

Men/Foil Individual Competition Round 1 Pool 8/Aug.01

Hommes/fleuret competition individuelle Tour 1 poule 8/01 Aout

RANK	NAME	CTRY	1	2	3	4	5	6	7	8	9	10	V	M	TD	TR	PL	E
1	Pietruszka, Fredric	FRA	1 V	3 V	1 V	4 V	5 D						4	5	22	14	2	
2	Chu, Shisheng	CHN	5 D	0 V	5 D	4 V	4 V						3	5	17	18	4	
3	Alrashid, Khalid F	SAU	5 D	5 D	5 D	1 V	5 D						1	5	11	21	5	E
4	Lewisson, Peter	USA	5 D	1 V	2 V	3 V	5 D						3	5	19	16	3	
5	Darricau, Yves Daniel	LIB	5 D	5 D	5 D	5 D	5 D						0	5	12	25	6	E
6	Harper, Pierre	GBR	2 V	5 D	1 V	3 V	0 V						4	5	24	11	1	

Men/Foil Individual Competition Round 1 Pool 9/Aug.01

Hommes/fleuret competition individuelle Tour 1 poule 9/01 Aout

RANK	NAME	CTRY	1	2	3	4	5	6	7	8	9	10	V	M	TD	TR	PL	E
1	Tsai, Shing-Hsiang	TPE	5 D	5 D	5 D	5 D	5 D						0	5	10	25	6	E
2	Al-Awadhi, Khaled	KUW	4 V	5 D	3 V	3 V	5 D						3	5	21	20	4	
3	Joos, Peter	BEL	0 V	3 V	3 V	0 V	5 D						4	5	22	11	1	
4	Diab, Aïmed	EGY	4 V	5 D	5 D	5 D	2 V						2	5	16	21	5	E
5	Kuki, Adalbert	ROM	0 V	5 D	5 D	0 V	4 V						3	5	18	14	2	
6	McCahey, Michael	USA	2 V	3 V	2 V	5 D	5 D						3	5	21	17	3	

Men/Foil Individual Competition Round 1 Pool 10/Aug.01

Hommes/fleuret competition individuelle Tour 1 poule 10/01 Aout

RANK	NAME	CTRY	1	2	3	4	5	6	7	8	9	10	V	M	TD	TR	PL	E
1	Soumagne, Thierry	BEL	1 V	2 V	1 V	3 V	5 D						4	5	20	12	3	
2	Refat, Belal	EGY	5 D	4 V	2 V	5 D	5 D						2	5	17	21	4	
3	Al-Mutawa, Kifah	KUW	5 D	5 D	5 D	5 D	5 D						0	5	14	25	6	E
4	Lai, Yee-Lap	HKG	5 D	1 V	5 D	5 D	5 D						1	5	10	21	5	E
5	Massialas, Gregory	USA	5 D	3 V	3 V	1 V	2 V						4	5	23	14	2	
6	Gosbee, William	GBR	0 V	3 V	4 V	1 V	5 D						4	5	22	13	1	

Men/Foil Individual Competition Round 1 /Aug. 01

Hommes/fleuret competition individuelle Tour 1/01 Aout

RANK	NAME	CTRY	V/M	TD-TR	POOL	PL	TD	TR
1	Gay, Mathias	FRG	1.000	19	E	1	25	
2	Numa, Mauro	ITA	1.000	18	D	1	25	
3	Hatuel, Itzhak	ISR	1.000	15	C	1	25	
4	Borella, Andrea	ITA	1.000	12	A	1	20	
5	Behr, Mathias	FRG	1.000	11	G	1	25	
6	Umezawa, Kenichi	JPN	1.000	8	B	1	20	
7	Benko, Gregory	AUS	0.800	14	G	2	24	
8	Harper, Pierre	GBR	0.800	13	H	1	24	
9	Joos, Peter	BEL	0.800	11	I	1	22	
10	Liu, Yunhong	CHN	0.800	10	F	1	22	
11	Gosbee, William	GBR	0.800	9	J	1	22	
12	Jolyot, Pascal	FRA	0.800	9	D	2	23	
	Massialas, Gregory	USA	0.800	9	J	2	23	
14	Omnes, Philippe	FRA	0.800	9	C	2	24	
	Hein, Harald	FRG	0.800	9	F	2	24	
16	Soumagne, Thierry	BEL	0.800	8	J	3	20	
17	Pietruszka, Fredric	FRA	0.800	8	H	2	22	
18	Magallanes, Jose Rafael	VEN	0.800	8	E	2	24	
19	Eyal, Shlomo	ISR	0.750	10	B	2	19	
20	Yu, Yifeng	CHN	0.600	7	G	3	20	
21	Kuki, Adalbert	ROM	0.600	4	I	2	18	
22	McCahey, Michael	USA	0.600	4	I	3	21	
23	Azuma, Nobuyuki	JPN	0.600	3	C	3	18	
	Wendt, Joachim	AUT	0.600	3	E	3	18	
25	Lewisson, Peter	USA	0.600	3	H	3	19	
26	Lucchetti, Sergio A.	ARG	0.600	2	D	3	17	
27	Sell, Nicholas	GBR	0.600	2	F	3	19	
28	Al-Awadhi, Khaled	KUW	0.600	1	I	4	21	
29	Chu, Shisheng	CHN	0.600	-1	H	4	17	
30	Cerioni, Stefano	ITA	0.500	5	B	3	15	
31	Joos, Stefan	BEL	0.500	4	A	2	17	
32	Darricau, Henry	LIB	0.500	-3	A	3	13	
33	Shimokawa, Tadashi	JPN	0.400	4	D	4	19	
34	Somloi, Georg	AUT	0.400	0	F	4	18	
35	Elhousseiny, Abdelmonem	EGY	0.400	-3	G	4	16	
36	Refat, Belal	EGY	0.400	-4	J	4	17	
37	Diez, Edgardo	PUR	0.400	-5	E	4	16	
38	Blaschka, Robert	AUT	0.250	-5	A	4	14	
39	Yamac, Haluk	TUR	0.250	-7	B	4	9	
40	Turiace, Sergio R.	ARG	0.200	-4	C	4	17	

The above athletes are qualified/Les athletes ci-haut se qualifient

RANK	NAME	CTRY	V/M	TD-TR	POOL	PL	TD	TR
------	------	------	-----	-------	------	----	----	----

The following athletes are eliminated/Les athletes suivants sont elimines

41	Diab, Aïmed	EGY	0.400	-5	I	5	16	21
42	Habeebullah, Majed A.	SAU	0.250	-8	A	5	11	19
43	Haddad, Daany	LIB	0.200	-8	D	5	12	20
44	Al-Ahmad, Ahmad	KUW	0.200	-8	E	5	14	22
45	Lee, Tai-Chung	TPE	0.200	-9	F	5	13	22
46	Alrashid, Khalid F.	SAU	0.200	-10	H	5	11	21
47	Ko, Yin-Fai	HKG	0.200	-10	C	5	14	24
48	Lai, Yee-Lap	HKG	0.200	-11	J	5	10	21
49	Alzouweid, Abdullah	SAU	0.200	-12	F	6	11	23
50	Mendoza, Saul	BOL	0.200	-13	C	6	10	23
	Lam, Tak-Chuen	HKG	0.200	-13	G	5	10	23
52	Al-Mutawa, Kifah	KUW	0.000	-11	J	6	14	25
53	Darricau, Yves Daniel	LIB	0.000	-13	H	6	12	25
54	Tsai, Shing-Hsiang	TPE	0.000	-15	I	6	10	25
55	Francis, Julio	ISV	0.000	-16	B	5	4	20
56	Norman, Jeppe	NOR	0.000	-16	G	6	9	25
57	Kreglo, James	ISV	0.000	-17	E	6	8	25
58	Jumean, Ayman	JOR	0.000	-25	D	6	0	25

Men/Foil Individual Competition Round 2 Pool 1/Aug.01

Hommes/fleuret competition individuelle Tour 2 poule 1/01 Aout

RANK	NAME	CTRY	1	2	3	4	5	6	7	8	9	10	V	M	TD	TR	PL	E
1	Shimokawa, Tadashi	JPN	5 D	5 D	5 D	4 V							1	4	6	19	5	E
2	Soumagne, Thierry	BEL	0 V	4 V	5 D	5 D							2	4	13	14	3	
3	Somloi, Georg	AUT	0 V	5 D	5 D	5 D							1	4	10	15	4	E
4	Gey, Mathias	FRG	1 V	1 V	1 V	5 D							3	4	18	8	1	
5	Pietruszka, Fredric	FRA	5 D	2 V	0 V	3 V							3	4	19	10	2	

Men/Foil Individual Competition Round 2 Pool 2/Aug.01

Hommes/fleuret competition individuelle Tour 2 poule 2/01 Aout

RANK	NAME	CTRY	1	2	3	4	5	6	7	8	9	10	V	M	TD	TR	PL	E
1	Numa Mauro	ITA	1 V	5 D	4 V	1 V							3	4	19	11	1	
2	Darricau, Henri	LIB	5 D	5 D	5 D	5 D							0	4	7	20	5	E
3	Joos, Stephan	BEL	4 V	4 V	1 V	5 D							3	4	16	14	2	
4	Hein, Harald	FRG	5 D	1 V	5 D	4 V							2	4	15	15	4	E
5	Magallanes, Jose Rafael	VEN	5 D	1 V	1 V	5 D							2	4	15	12	3	

Men/Foil Individual Competition Round 2 Pool 3/Aug.01

Hommes/fleuret competition individuelle Tour 2 poule 3/01 Aout

RANK	NAME	CTRY	1	2	3	4	5	6	7	8	9	10	V	M	TD	TR	PL	E
1	Refat, Belal	EGY	5 D	5 D	3 V	5 D							1	4	11	18	5	E
2	Cerioni, Stefano	ITA	3 V	3 V	5 D	5 D							2	4	13	16	3	
3	Hatuel, Itzhak	ISR	1 V	5 D	0 V	5 D							2	4	14	11	2	
4	Yu, Yifeng	CHN	5 D	1 V	5 D	5 D							1	4	10	16	4	E
5	Omnes, Philippe	FRA	2 V	2 V	1 V	2 V							4	4	20	7	1	

Men/Foil Individual Competition Round 2 Pool 4/Aug.01

Hommes/fleuret competition individuelle Tour 2 poule 4/01 Aout

RANK	NAME	CTRY	1	2	3	4	5	6	7	8	9	10	V	M	TD	TR	PL	E



Men/Foil Individual Competition
Round 2 Pool 7/Aug.01

Hommes/fleuret competition individuelle
Tour 2 poule 7/01 Aout

RANK RANG	NAME	CTRY	1	2	3	4	5	6	7	8	9	10	V	M	TD	TR	PL	E
1	Yamac, Haluk	TUR		5 D	5 D	3 V	3 V						2	4	13	16	4	E
2	Azuma, Nobuyuki	JPN	1 V		0 V	5 D	5 D						2	4	15	11	2	
3	Lucchetti, Sergio A.	ARG	2 V	5 D		5 D	5 D						1	4	11	17	5	E
4	Liu, Yunhong	CHN	5 D	3 V	3 V		3 V						3	4	18	14	1	
5	Benko, Gregory	AUS	5 D	2 V	3 V	5 D							2	4	16	15	3	

Men/Foil Individual Competition
Round 2 Pool 8/Aug. 01

Hommes/fleuret competition individuelle
Tour 2 poule 8/01 Aout

RANK RANG	NAME	CTRY	1	2	3	4	5	6	7	8	9	10	V	M	TD	TR	PL	E
1	Tunace, Sergio R.	ARG		5 D	5 D	5 D	5 D						0	4	8	20	5	E
2	Lewison, Peter	USA	1 V		4 V	5 D	4 V						3	4	17	14	2	
3	Wendt, Joachim	AUT	2 V	5 D		2 V	2 V						3	4	19	11	1	
4	Joos, Peter	BEL	1 V	2 V	5 D		5 D						2	4	15	13	3	
5	Harper, Pierre	GBR	4 V	5 D	5 D	3 V							2	4	16	17	4	E

Men/Foil Individual Competition
Round 2/Aug.01

Hommes/fleuret competition individuelle
Tour 2/01 Aout

RANK RANG	NAME	CTRY	V/M	TD-TR	POOL POULE	PL	TD	TR
1	Omnes, Philippe	FRA	1.000	13	C	1	20	7
2	Borella, Andrea	ITA	1.000	12	D	1	20	8
3	Behr, Matthias	FRG	1.000	10	E	1	20	10
4	Gey, Mathias	FRG	0.750	10	A	1	18	8
5	Pietruszka, Frederick	FAA	0.750	9	A	2	19	10
6	Numa, Mauro	ITA	0.750	8	B	1	19	11
	Wendt, Joachim	AUT	0.750	8	H	1	19	11
8	Blaschka, Robert	AUT	0.750	5	F	1	18	13
9	Gosbee, William	GBR	0.750	4	F	2	18	14
	Liu, Yunhong	CHN	0.750	4	G	1	18	14
11	Umezawa, Kenichi	JPN	0.750	4	F	3	19	15
12	Lewison, Peter	USA	0.750	3	H	2	17	14
13	Chu, Shisheng	CHN	0.750	2	D	2	15	13
14	Joos, Stefan	BEL	0.750	2	B	2	16	14
15	Eyal, Shlomo	ISR	0.500	5	O	3	17	12
16	Azuma, Nobuyuki	JPN	0.500	4	G	2	15	11
17	Hatuel, Itzhak	ISR	0.500	3	C	2	14	11
18	Magallanes, Jose Rafael	VEN	0.500	3	B	3	15	12
19	Joos, Peter	BEL	0.500	2	H	3	15	13
20	Elhousseiny, Abdelmonem	EGY	0.500	1	E	2	16	15
	Benko, Gregory	AUS	0.500	1	G	3	16	15
22	Soumagne, Thierry	BEL	0.500	-1	A	3	13	14
23	Kuki, Adalbert	ROU	0.500	-2	E	3	14	16
24	Cerioni, Stefano	ITA	0.500	-3	C	3	13	16

The above athletes are qualified/Les athletes ci-haut se qualifient

The following athletes are eliminated/Les athletes suivants sont elimines

25	Hein, Harald	FRG	0.500	0	B	4	16	15
26	Harper, Pierre	GBR	0.500	-1	H	4	16	17
27	Yamac, Haluk	TUR	0.500	-3	G	4	13	16
28	Massialas, Gregory	USA	0.250	-4	E	4	15	19
29	Somloi, Georg	AUT	0.250	-5	A	4	10	15
30	McCahey, Michael	USA	0.250	-5	F	4	11	16
31	Bell, Nicholas	GBR	0.250	-5	E	5	14	19
32	Yu, Yifeng	CHN	0.250	-6	C	4	10	16
	Jolyot, Pascal	FRA	0.250	-6	D	4	10	16
34	Lucchetti, Sergio A.	ARG	0.250	-6	G	5	11	17
35	Refat, Belal	EGY	0.250	-7	C	5	11	18
36	Shimokawa, Tadashi	JPN	0.250	-13	A	5	6	19
37	AlAwadhi, Khaled	KUW	0.000	-8	F	5	12	20
38	Turice, Sergio R.	ARG	0.000	-12	H	5	8	20
39	Darricau, Henri	LTB	0.000	-13	B	5	7	20
	Diez, Edgardo	PUR	0.000	-13	D	5	7	20

Men/Foil Individual Competition
Round 3 Pool 1/Aug.01

Hommes/fleuret competition individuelle
Tour 3 poule 1/01 Aout

RANK RANG	NAME	CTRY	1	2	3	4	5	6	7	8	9	10	V	M	TD	TR	PL	E
1	Numa, Mauro	ITA		5 D	5 D	4 V	1 V	1 V					3	5	21	16	3	
2	Cerioni, Stefano	ITA	3 V		3 V	5 D	2 V	2 V					4	5	24	15	2	
3	Hatuel, Itzhak	ISR	3 V	5 D		5 D	4 V	3 V					3	5	20	20	4	
4	Omnes, Phillippe	FRA	5 D	4 V	2 V		3 V	0 V					4	5	24	14	1	
5	Azuma, Nobuyuki	JPN	5 D	5 D	5 D	5 D		4 V					1	5	15	24	5	E
6	Gosbee, William	GBR	5 D	5 D	5 D	5 D	5 D						0	5	10	25	6	E

Men/Foil Individual Competition
Round 3 Pool 2/Aug.01

Hommes/fleuret competition individuelle
Tour 3 poule 2/01 Aout

RANK RANG	NAME	CTRY	1	2	3	4	5	6	7	8	9	10	V	M	TD	TR	PL	E
1	Liu, Yunhong	CHN		5 D	5 D	5 D	3 V	2 V					2	5	16	20	4	
2	Soumagne, Thierry	BEL	2 V		5 D	5 D	3 V	3 V					3	5	20	18	3	
3	Blaschka, Robert	AUT	1 V	3 V		5 D	2 V	1 V					4	5	23	12	2	
4	Borella, Andrea	ITA	3 V	2 V	3 V		0 V	3 V					5	5	25	11	1	
5	Eyal, Shlomo	ISR	5 D	5 D	5 D	5 D		0 V					1	5	13	20	5	E
6	Magallanes, Jose Rafael	VEN	5 D	5 D	5 D	5 D	5 D						0	5	9	25	6	E

Men/Foil Individual Competition
Round 3 Pool 3/Aug. 01

Hommes/fleuret competition individuelle
Tour 3 poule 3/01 Aout

RANK RANG	NAME	CTRY	1	2	3	4	5	6	7	8	9	10	V	M	TD	TR	PL	E
1	Umezawa, Kenichi	JPN		5 D	4 V	4 V	2 V	2 V					4	5	22	17	2	
2	Kuki, Adalbert	ROU	2 V		4 V	5 D	5 D	3 V					3	5	22	19	3	
3	Joos, Stefan	BEL	5 D	5 D		5 D	5 D	5 D					0	5	16	25	6	E
4	Behr, Mathias	FRG	5 D	3 V	1 V		1 V	4 V					4	5	24	14	1	
5	Elhousseiny, Abdelmonem	EGY	5 D	4 V	4 V	5 D		4 V					3	5	18	22	4	
6	Wendt, Joachim	AUT	5 D	5 D	3 V	5 D	5 D						1	5	18	23	5	E

Men/ Foil Individual Competition
Round 3 Pool 4/Aug.01

Hommes/fleuret competition individuelle
Tour 3 poule 4/01 Aout

RANK RANG	NAME	CTRY	1	2	3	4	5	6	7	8	9	10	V	M	TD	TR	PL	E
1	Lewison, Peter	USA		3 V	5 D	4 V	5 D	5 D					2	5	16	22	4	
2	Joos, Peter	BEL	5 D		5 D	4 V	5 D	5 D					1	5	15	24	6	E
3	Chu, Shisheng	CHN	0 V	1 V		2 V	5 D	5 D					3	5	20	13	2	
4	Benko, Gregory	AUS	5 D	5 D	5 D		5 D	2 V					1	5	16	22	5	E
5	Gey, Mathias	FRG	2 V	2 V	1 V	1 V		2 V					5	5	25	8	1	
6	Pietruszka, Fredric	FRA	4 V	4 V	4 V	5 D	5 D						3	5	19	22	3	

Men/Foil Individual Competition
Round 3/Aug.02

Hommes/fleuret competition individuelle
Tour 3/02 Aout

RANK RANG	NAME	CTRY	V/M	TD-TR	POOL POULE	PL	TD	TR
1	Gey, Mathias	FRG	1.000	17	D	1	25	8
2	Borella, Andrea	ITA	1.000	14	B	1	25	11
3	Blaschka, Robert	AUT	0.800	11	B	2	23	12
4	Omnes, Philippe	FRA	0.800	10	A	1	24	14
	Behr, Matthias	FRG	0.800	10	C	1	24	14
6	Cerioni, Stefano	ITA	0.800	9	A	2	24	15
7	Umezawa, Kenichi	JPN	0.800	5	C	2	22	17
8	Chu, Shisheng	CHN	0.600	7	D	2	20	13
9	Numa, Mauro	ITA	0.600	5	A	3	21	16
10	Kuki, Adalbert	ROU	0.600	3	C	3	22	19
11	Soumagne, Thierry	BEL	0.600	2	B	3	20	18
12	Hatuel, Itzhak	ISR	0.600	0	A	4	20	20
13	Pietruszka, Frederick	FRA	0.600	-3	O	3	19	22
14	Elhousseiny, Abdelmonem	EGY	0.600	-4	C	4	18	22
15	Liu, Yunhong	CHN	0.400	-4	B	4	16	20
16	Lewison, Peter	USA	0.400	-6	O	4	16	22

The above athletes are qualified/ Les athletes ci-haut se qualifient

The following athletes are eliminated/ Les athletes suivants sont elimines

17	Wendt, Joachim	AUT	0.200	-5	C	5	18	23
18	Benko, Gregory	AUS	0.200	-6	D	5	16	22
19	Eyal, Shlomo	ISR	0.200	-7	B	5	13	20
20	Azuma, Nobuyuki	JPN	0.200	-9	A	5	15	24
	Joos, Peter	BEL	0.200	-9	D	6	15	24
22	Joos, Stefan	BEL	0.000	-9	C	6	16	25
23	Gosbee, William	GBR	0.000	-15	A	6	10	25
24	Magallanes, Jose Rafael	VEN	0.000	-16	B	6	9	25

Men/Foil-Individual
Final Ranking/Aug. 02

Hommes/fleuret-individuel
Classement final/02Aout

RANK RANG	NAME	CTRY
1	Numa, Mauro	ITA
2	Behr, Matthias	FRG
3	Cerioni, Stefano	ITA
4	Pietruszka, Frederick	FRA
5	Borella, Andrea	ITA
6	Gey, Mathias	FRG
7	Omnes, Phillippe	FRA
8	Soumagne, Thierry	BEL

The following athletes were eliminated after direct elimination w/repechage
Les athletes suivants furent elimines apres l'elimination directe avec repechage

Fencing

Escrime

RANK	NAME	CTRY
RANG		

The following athletes were eliminated after round 2
 Les athletes suivants furent elimines apres le 2eme tour

25	Hein, Harald	FRG
26	Harper, Pierre	GBR
27	Yamac, Haluk	TUR
28	Massialas, Gregory	USA
29	Somloi, Georg	AUT
30	McCahey, Michael	USA
31	Bell, Nicholas	GBR
32	Yu, Yifeng	CHN
33	Jolyot, Pascal	FRA
34	Lucchetti, Sergio A.	ARG
35	Refat, Belal	EGY
36	Shimokawa, Tadashi	JPN
37	Al-Awadhi, Khlaed	KUW
38	Turiace, Sergio R.	ARG
39	Darricau, Henri	LIB
	Diez, Edgardo	PUR

The following athletes were eliminated after round 1
 Les athletes suivants furent elimines apres le 1 ere tour

41	Diab, Ahmed	EGY
42	Habeebullah, Majed A.	SAU
43	Haddad, Dany	LIB
44	Al-Ahmad, Ahmad	KUW
45	Lee, Tai-Chung	TPE
46	Alrashid, Khalid F.	SAU
47	Ko, Yin-Fai	HKG
48	Lai, Yee-Lap	HKG
49	Alzouweid, Abdullah	SAU
50	Mendoza, Saul	BOL
	Lam, Tak-Chuen	HKG
52	Al-Mutawa, Kifah	KUW
53	Darricau, Yves Daniel	LIB
54	Tsai, Shing-Hsiang	TPE
55	Francis, Julito	ISV
56	Normann, Jeppe	NOR
57	Kreglo, James	ISV
58	Jumean, Ayman	JOR

Sabre-Individual												Sabre-indivuel						
Round 1 Pool A / Aug. 03												Tour 1 poule a / 03 Aout						
RANK	NAME	CTRY	1	2	3	4	5	6	7	8	9	10	V	M	TD	TR	PL	E
RANG																		
1	Marcil, Claude	CAN		5 D	3 V	5 D	5 D						1	4	9	18	5	
2	Marin, Corneliu	ROM	2 V		3 V	3 V	5 D						3	4	17	13	2	
3	Scholz, Freddy	FRG	5 D	5 D		2 V	5 D						1	4	14	17	4	
4	Brandstaetter, Johann	AUT	0 V	5 D	5 D		5 D						1	4	13	15	3	
5	Dalla Barba, Gianfranco	ITA	2 V	2 V	3 V	3 V							4	4	20	10	1	

Sabre-Individual												Sabre-indivuel						
Round 1 Pool B / Aug. 03												Tour 1 poule b / 03 Aout						
RANK	NAME	CTRY	1	2	3	4	5	6	7	8	9	10	V	M	TD	TR	PL	E
RANG																		
1	Stratmann, Jorg	FRG		3 V	5 D	4 V	5 D	4 V					3	5	20	21	3	
2	Zamo, John	GBR	5 D		5 D	3 V	5 D	3 V					2	5	16	21	5	
3	Lofton, Michael	USA	3 V	2 V		5 D	5 D	4 V					3	5	18	19	2	
4	Wang, Ruiji	CHN	5 D	5 D	2 V		5 D	2 V					2	5	18	19	4	
5	Lamour, Jean Francois	FRA	2 V	1 V	1 V	1 V		3 V					5	5	25	8	1	
6	Marquilhas, Joao	POR	5 D	5 D	5 D	5 D	5 D						0	5	16	25	6	E

Sabre-Individual												Sabre-indivuel						
Round 1 Pool C / Aug. 03												Tour 1 poule c / 03 Aout						
RANK	NAME	CTRY	1	2	3	4	5	6	7	8	9	10	V	M	TD	TR	PL	E
RANG																		
1	Pop, Ioan	ROM		1 V	4 V	5 D	3 V	3 V					4	5	20	16	2	
2	Martini, Olivier	MON	5 D		5 D	5 D	5 D	2 V					1	5	14	22	5	
3	Westbrook, Peter	USA	5 D	4 V		5 D	3 V	0 V					3	5	22	17	3	
4	Scalzo, Giovanni	ITA	0 V	2 V	3 V		1 V	1 V					5	5	25	7	1	
5	Tass, Atilio L.	ARG	5 D	2 V	5 D	5 D		1 V					2	5	17	18	4	
6	Kreglo, James	ISV	5 D	5 D	5 D	5 D	5 D						0	5	7	25	6	E

Sabre-Individual												Sabre-indivuel						
Round 1 Pool D / Aug. 03												Tour 1 poule d / 03 Aout						
RANK	NAME	CTRY	1	2	3	4	5	6	7	8	9	10	V	M	TD	TR	PL	E
RANG																		
1	Liu, Guozhen	CHN		3 V	5 D	5 D	3 V	0 V					3	5	20	16	3	
2	Banos, Jean-Marie	CAN	5 D		4 V	5 D	4 V	1 V					3	5	22	19	4	
3	Mustata, Marin	ROM	2 V	5 D		4 V	1 V	2 V					4	5	24	14	1	
4	Granger-Veyron, Herve	FRA	3 V	4 V	5 D		1 V	2 V					4	5	24	15	2	
5	Garcia, Antonio	ESP	5 D	5 D	5 D	5 D		0 V					1	5	14	20	5	
6	Casanova, Jose Maria	ARG	5 D	5 D	5 D	5 D	5 D						0	5	5	25	6	E

Sabre-Individual												Sabre-indivuel						
Round 1 Pool E / Aug. 03												Tour 1 poule a / 03 Aout						
RANK	NAME	CTRY	1	2	3	4	5	6	7	8	9	10	V	M	TD	TR	PL	E
RANG																		
1	Banos, Jean-Paul	CAN		3 V	4 V		5 D	5 D					2	4	13	17	3	
2	Cohen, Richard	GBR	5 D		0 V		5 D	5 D					1	4	12	15	4	
3	Chen, Jinchu	CHN	5 D	5 D			5 D	5 D					0	4	10	20	5	
4	Allam, Ibrahim	EGY									DNP							E
5	Marin, Marco	ITA	1 V	3 V	2 V			3 V					4	4	20	9	1	
6	Babanasis, Zisis	GRC	2 V	1 V	4 V		5 D						3	4	18	12	2	

Sabre-Individual												Sabre-indivuel						
Round 1 Pool F / Aug. 03												Tour 1 poule f / 03 Aout						
RANK	NAME	CTRY	1	2	3	4	5	6	7	8	9	10	V	M	TD	TR	PL	E
RANG																		
1	Slade, Mark	GBR		3 V	5 D		0 V	5 D					2	4	13	13	3	
2	Nolte, Jurgen	FRG	5 D		4 V		4 V	4 V					3	4	18	17	2	
3	Sanchez, Ildemaro	YEN	0 V	5 D			5 D	5 D					1	4	11	15	4	
4	Ko, Yin-Fai	HKG									NP							E
5	Mormando, Steve	USA	5 D	5 D	1 V			5 D					1	4	10	16	5	
6	Guichot, Pierre	FRA	3 V	5 D	1 V		1 V						3	4	19	10	1	

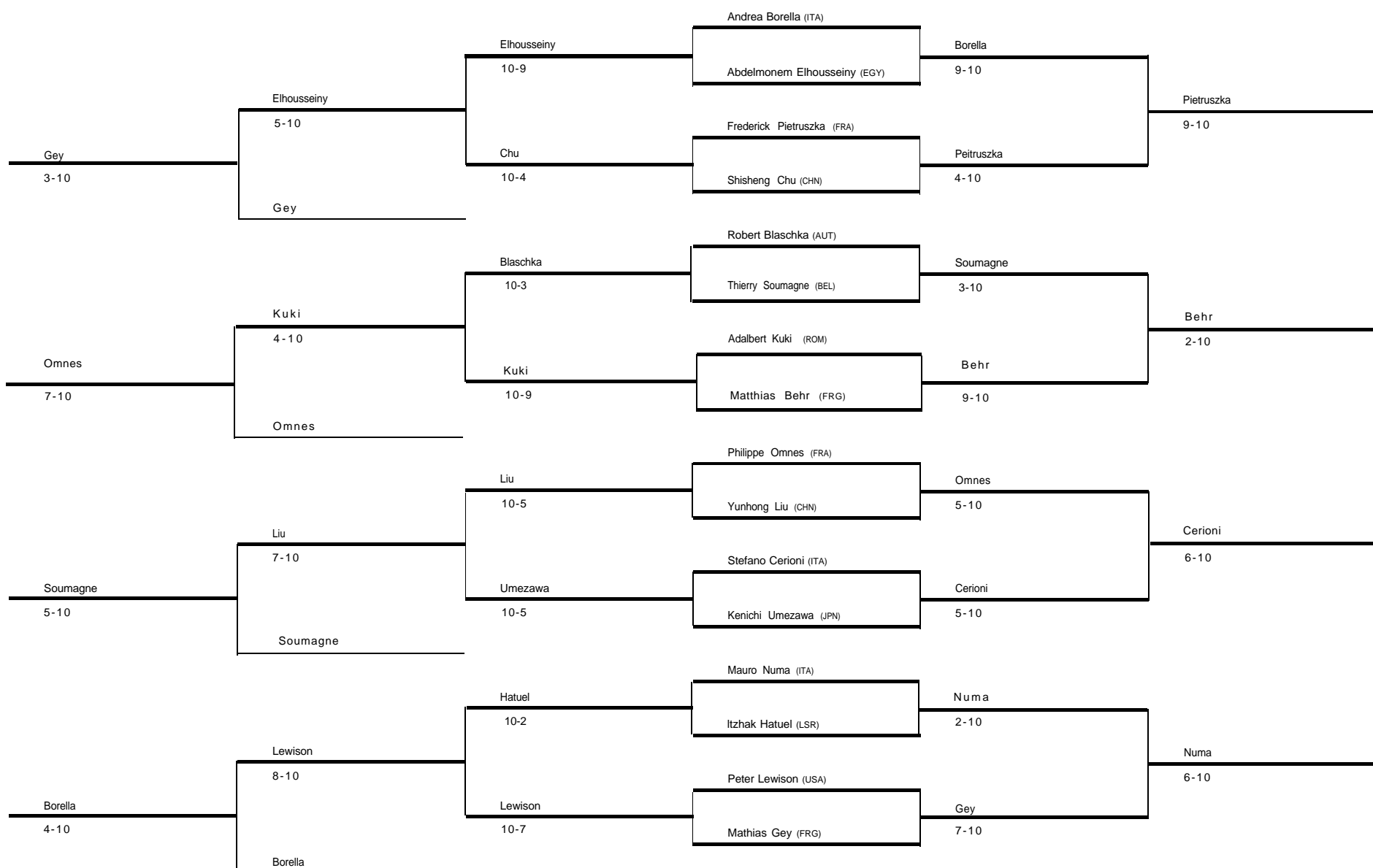


Men's Individual Foil
Direct Elimination With Repechage August 02

Hommes fleuret individuel
Elimination Directe Avec Repechage Aout 02

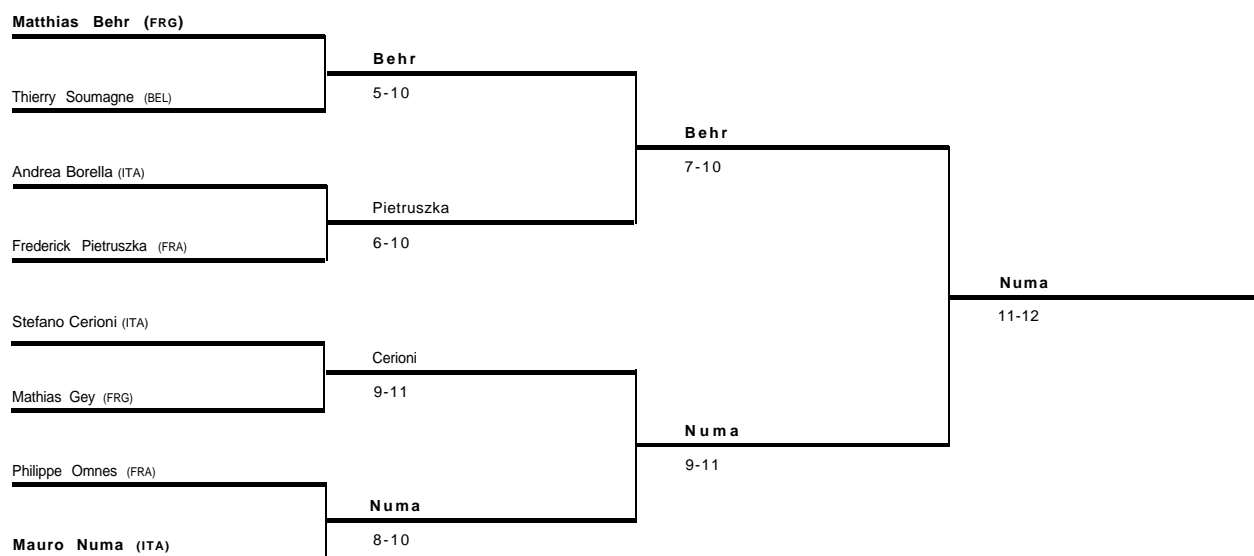
Finalists/Finalistes

Finalists/Finalistes

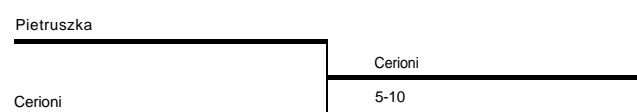


Men's Individual Foil
Final in Direct Elimination August 02

Hommes fleuret individuel
Finale en Elimination Directe Aout 02



3rd Place/3eme Place



Fencing

Escrime

Sabre-Individual Round 1 /Aug. 03			Sabre-individuel Tour 1/03Aout					
RANK RANG	NAME	CTRY	V/N	TD-TR	POOL POULE	PL	TD	TR
1	Scalzo, Giovanni	ITA	1.000	18	C	1	25	7
2	Lamour, Jean Francois	FRA	1.000	17	B	1	25	8
3	Mann, Marco	ITA	1.000	11	E	1	20	9
4	Dalla Barba, Gianfranco	ITA	1.000	10	A	1	20	10
5	Mustata, Marin	ROM	0.800	10	D	1	24	14
6	Granger-Veyron, Herve	FRA	0.800	9	D	2	24	15
7	Pop, Ioan	ROM	0.800	4	C	2	20	16
8	Guichot, Pierre	FRA	0.750	9	F	1	19	10
9	Babanasis, Zisis	GRE	0.750	6	E	2	18	12
10	Marin, Corneliu	ROM	0.750	4	A	2	17	13
11	Nolte, Jurgen	FRG	0.750	1	F	2	18	17
12	Westbrook, Peter	USA	0.600	5	C	3	22	17
13	Liu, Guozhen	CHN	0.600	4	D	3	20	16
14	Banos, Jean-Mane	CAN	0.600	3	D	4	22	19
15	Lofton, Michael	USA	0.600	-1	B	2	18	19
16	Stratmann, Jorg	FRG	0.600	-1	B	3	20	21
17	Slade, Mark	GBR	0.500	0	F	3	13	13
18	Banes, Jean-Paul	CAN	0.500	-4	E	3	13	17
19	Tass, Attilio L.	ARG	0.400	-1	C	4	17	18
20	Wang, Ruiji	CHN	0.400	-1	B	4	18	19
21	Zarno, John	GBR	0.400	-5	B	5	16	21
22	Brandstaetter, Johann	AUT	0.250	-2	A	3	13	15
23	Cohen, Richard	GBR	0.250	-3	E	4	12	15
24	Scholz, Freddy	FRG	0.250	-3	A	4	14	17
25	Sanchez, Ildemaro	VEN	0.250	-4	F	4	11	15
26	Mormando, Steve	USA	0.250	-6	F	5	10	16
27	Marcil, Claude	CAN	0.250	-9	A	5	9	18
28	Garcia, Antonio	ESP	0.200	-6	D	5	14	20
29	Martini, Olivier	MON	0.200	-8	C	5	14	22
30	Chen, Jinchu	CHN	0.000	-10	E	5	10	20

The above athletes are qualified/Les athletes ci-haut se qualifient

The following athletes are eliminated/Les athletes suivants sont elimines

31	Marquilhas, Joao	POR	0.000	-9	B	6	16	25
32	Kreglo, James	ISV	0.000	-18	C	6	7	25
33	Casanova, Jose Maria	ARG	0.000	-20	D	6	5	25

Sabre-Individual Round 2 Pod A/Aug. 03			Sabre-individuel Tour 2 poule a/03Aout															
RANK RANG	NAME	CTRY	1	2	3	4	5	6	7	8	9	10	V	M	TD	TR	PL	E
1	Westbrook Peter	USA	5	D	3	V	3	V	5	D			2	4	16	16	3	
2	Scholz, Freddy	FRG	3	V	3	V	4	V	3	V			4	4	20	13	1	
3	Sanchez, Ildemaro	VEN	5	D	5	D	1	V	5	D			1	4	11	16	4	
4	Liu, Guozhen	CHN	5	D	5	D	5	D					0	4	11	20	5	E
5	Scalzo, Giovanni	ITA	3	V	5	D	0	V	3	V			3	4	18	11	2	

Sabre-Individual Round 2 Pool B/ Aug. 03			Sabre-individuel Tour 2 poule b/03Aout															
RANK RANG	NAME	CTRY	1	2	3	4	5	6	7	8	9	10	V	M	TD	TR	PL	E
1	Lamour, Jean Francois	FRA	3	V	1	V	1	V	0	V			4	4	20	5	1	
2	Nolte, Jurgen	FRG	5	D	5	D	4	V	2	V			2	4	17	16	2	
3	Mormando, Steve	USA	5	D	4	V	3	V	5	D			2	4	13	17	4	
4	Banos, Jean-Mane	CAN	5	D	4	V	2	V	5	D			0	4	9	20	5	E
5	Cohen, Richard	GBR	5	D	5	D	2	V	1	V			2	4	12	13	3	

Sabre-Individual Round 2 Pool C/Aug.03			Sabre-individuel Tour 2 poule c/03 Aout															
RANK RANG	NAME	CTRY	1	2	3	4	5	6	7	8	9	10	V	M	TD	TR	PL	E
1	Marcil, Claude	CAN	5	D	5	D	5	D	5	D			0	4	9	20	5	E
2	Marin, Corneliu	ROM	1	V	4	V	5	D	5	D			2	4	15	15	3	
3	Lofton, Michael	USA	3	V	5	D	5	D	4	V			2	4	15	17	4	
4	Marin, Marco	ITA	3	V	2	V	1	V	3	V			4	4	20	9	1	
5	Brandstaetter, Johann	AUT	2	V	3	V	5	D	5	D			2	4	17	15	2	

Sabre-Individual Round 2 Pool D/Aug. 03			Sabre-individuel Tour 2 poule d/03Aout															
RANK RANG	NAME	CTRY	1	2	3	4	5	6	7	8	9	10	V	M	TD	TR	PL	E
1	Garcia, Antonio	ESP	5	D	5	D	5	D	5	D			0	4	9	20	5	E
2	Stratmann, Jorg	FRG	3	V	5	D	1	V	5	D			2	4	13	14	3	
3	Dalla Barba, Gianfranco	ITA	1	V	1	V	1	V	1	V			4	4	20	4	1	
4	Zarno, John	GBR	2	V	5	D	5	D					1	4	9	17	4	
5	Babanasis, Zisis	GRE	3	V	2	V	5	D	2	V			3	4	16	12	2	

Sabre-Individual Round 2 Pool E/Aug. 03			Sabre-individuel Tour 2 poule e/03Aout															
RANK RANG	NAME	CTRY	1	2	3	4	5	6	7	8	9	10	V	M	TD	TR	PL	E
1	Martini, Olivier	MON	5	D	5	D	5	D	5	D			0	4	8	20	5	E
2	Slade, Mark	GBR	4	V	5	D	3	V	5	D			2	4	14	17	4	
3	Guichot, Pierre	FRA	1	V	3	V	5	D	4	V			3	4	19	13	2	
4	Wang, Ruiji	CHN	2	V	5	D	4	V	5	D			2	4	16	16	3	
5	Mustata, Mann	ROM	1	V	1	V	5	D	3	V			3	4	19	10	1	

Sabre-Individual Round 2 Pool F/Aug.03			Sabre-individuel Tour 2 poule f/03Aout															
RANK RANG	NAME	CTRY	1	2	3	4	5	6	7	8	9	10	V	M	TD	TR	PL	E
1	Banes, Jean-Paul	CAN	5	D	5	D	5	D	3	V			1	4	12	18	4	
2	Granger-Veyron, Herve	FRA	4	V	2	V	5	D	2	V			3	4	18	13	1	
3	Chen, Jinchu	CHN	0	V	5	D	5	D	2	V			2	4	15	12	3	
4	Pop, Ioan	ROM	3	V	3	V	3	V	5	D			3	4	19	14	2	
5	Tass, Attilio L.	ARG	5	D	5	D	5	D	4	V			1	4	12	19	5	E

Sabre-Individual Round 2/Aug. 03			Sabre-individuel Tour 2/03Aout					
RANK RANG	NAME	CTRY	V/N	TD-TR	POOL POULE	PL	TD	TR
1	Dalla Barba, Gianfranco	ITA	1.000	16	D	1	20	4
2	Lamour, Jean Francois	FRA	1.000	15	B	1	20	5
3	Marin, Marco	ITA	1.000	11	C	1	20	9
4	Scholz, Freddy	FRG	1.000	7	A	1	20	13
5	Mustata, Marin	ROM	0.750	9	E	1	19	10
6	Scalzo, Giovanni	ITA	0.750	7	A	2	18	11
7	Guichot, Pierre	FRA	0.750	6	E	2	19	13
8	Granger-Veyron, Herve	FRA	0.750	5	F	1	18	13
9	Pop, Ioan	ROM	0.750	5	F	2	19	14
10	Babanasis, Zisis	GRE	0.750	4	D	2	16	12
11	Chen, Jinchu	CHN	0.500	3	F	3	15	12
12	Brandstaetter, Johann	AUT	0.500	2	C	2	17	15
13	Nolte, Jurgen	FRG	0.500	1	B	2	17	16
14	Mann, Corneliu	ROM	0.500	0	C	3	15	15
15	Westbrook, Peter	USA	0.500	0	A	3	16	16
	Wang, Ruiji	CHN	0.500	0	E	3	16	16
17	Cohen, Richard	GBR	0.500	-1	B	3	12	13
18	Stratmann, Jorg	FRG	0.500	-1	D	3	13	14
19	Lofton, Michael	USA	0.500	-2	C	4	15	17
20	Slade, Mark	GBR	0.500	-3	E	4	14	17
21	Mormando, Steve	USA	0.500	-4	B	4	13	17
22	Sanchez, Ildemaro	VEN	0.250	-5	A	4	11	16
23	Banos, Jean-Paul	CAN	0.250	-6	F	4	12	18
24	Zarno, John	GBR	0.250	-8	D	4	9	17

The above athletes are qualified/Les athletes ci-haut se qualifient

The following athletes are eliminated/Les athletes suivants sont elimines

25	Tass, Attilio L.	ARG	0.000	-7	F	5	12	19
26	Liu, Guozhen	CHN	0.000	-9	A	5	11	20
27	Banos, Jean-Marie	CAN	0.000	-11	B	5	9	20
	Marcil, Claude	CAN	0.000	-11	C	5	9	20
	Garcia, Antonio	ESP	0.000	-11	D	5	9	20
30	Martini, Olivier	MON	0.000	-12	E	5	8	20

Sabre-Individual Round 3 Pool A/Aug.03			Sabre-individuel Tour 3 poule a/03Aout															
RANK RANG	NAME	CTRY	1	2	3	4	5	6	7	8	9	10	V	M	TD	TR	PL	E
1	Zarno, John	GBR	5	D	5	D	5	D	5	D			0	5	12	25	6	E
2	Cohen, Richard	GBR	4	V	5	D	5	D	5	D			1	5	14	24	5	E
3	Granger-Veyron, Herve	FRA	4	V	2	V	5	D	4	V			4	5	23	19	2	
4	Dalla Barba, Gianfranco	ITA	1	V	3	V	3	V	2	V			5	5	25	10	1	
5	Westbrook, Peter	USA	0	V	1	V	5	D	5	D			3	5	21	14	3	
6	Pop, Ioan	ROM	3	V	3	V	5	D	5	D			2	5	18	21	4	

Sabre-Individual Round 3 Pool B/Aug. 03			Sabre-individuel Tour 3 poule b/03Aout																	
RANK RANG	NAME	CTRY	1	2	3	4	5	6	7	8	9	10	V	M	TD	TR	PL	E		
1	Banes, Jean-Paul	CAN	5	D	5	D	5	D	3	V	5	D			1	5	18	23	5	E
2	Marin, Corneliu	ROM	3	V	1	V	5	D	5	D	1	V			3	5	20	15	2	
3	Stratmann, Jorg	FRG	4	V	5	D	5	D	5	D	5	D			1	5	7	24	6	E
4	Lamour, Jean Francois	FRA	4	V	3	V	0	V	4	V	3	V			5	5	25	14	1	
5	Scalzo, Giovanni	ITA	5	D	2	V	0	V	5	D	5	D			2	5	21	17	4	
6	Babanasis, Zisis	GRE	2	V	5	D	1	V	5	D	4	V			3	5	19	17	3	

Sabre-Individual Round 3 Pool C/Aug.03			Sabre-individuel Tour 3 poule c/03Aout															
RANK RANG	NAME	CTRY	1	2	3	4	5	6	7	8	9	10	V	M	TD	TR	PL	E
1	Sanchez, Ildemaro	VEN	5	D	5	D	5	D	5	D			0	5	9	25</		



Sabre - Individual
Round 3 / Aug. 03

Sabre - individuel
Tour 3 / 03 Aout

RANK RANG	NAME	CTRY	V/M	TD-TR	POOL POULE	PL	TD	TR
1	Dalla Barba, Gianfranco	ITA	1.000	15	A	1	25	10
2	Lamour, Jean Francois	FRA	1.000	11	B	1	25	14
3	Guichot, Pierre	FRA	0.800	12	C	1	24	12
4	Scholz, Freddy	FRG	0.800	11	D	1	22	11
5	Granger-Veyron, Herve	FRA	0.800	4	A	2	23	19
6	Westbrook, Peter	USA	0.600	7	A	3	21	14
7	Marin, Corneliu	ROM	0.600	5	B	2	20	15
8	Marin, Marco	ITA	0.600	5	C	2	21	16
9	Mormando, Steve	USA	0.600	3	D	2	20	17
10	Babanasis, Zisis	GRE	0.600	2	B	3	19	17
11	Chen, Jinchu	CHN	0.600	2	C	3	20	18
12	Mustata, Marin	ROM	0.600	0	D	3	19	19
13	Nolte, Jurgen	FRG	0.600	-2	C	4	18	20
14	Scalzo, Giovanni	ITA	0.400	4	B	4	21	17
15	Pop, Ioan	ROM	0.400	-3	A	4	18	21
16	Wang, Ruiji	CHN	0.400	-3	D	4	19	22

The above athletes are qualified / Les athletes ci - haut se qualifient

The following athletes are eliminated / Les athletes suivants sont elimines

17	Lofton, Michael	USA	0.400	-1	C	5	18	19
18	Slade, Mark	GBR	0.400	-5	D	5	16	21
19	Banos, Jean-Paul	CAN	0.200	-5	B	5	18	23
20	Brandstaetter, Johann	AUT	0.200	-6	D	6	16	22
21	Cohen, Richard	GBR	0.200	-10	A	5	14	24
22	Stratmann, Jorg	FRG	0.200	-17	B	6	7	24
23	Zarno, John	GBR	0.000	-13	A	6	12	25
24	Sanchez, Ildemaro	VEN	0.000	-16	C	6	9	25

Sabre - Individual
Final Ranking / Aug. 04

Sabre - individuel
Classement final / 04 Aout

RANK RANG	NAME	CTRY
1	Lamour, Jean Francois	FRA
2	Marin, Marco	ITA
3	Westbrook, Peter	USA
4	Granger-Veyron, Herve	FRA
5	Guichot, Pierre	FRA
6	Mustata, Marin	ROM
7	Scalzo, Giovanni	ITA
8	Pop, Ioan	ROM

The following athletes were eliminated after direct elimination w/ repechage
Les athletes suivants furent elimines apres l'elimination directe avec repechage

9	Dalla Barba, Gianfranco	ITA
10	Scholz, Freddy	FRG
11	Babanasis, Zisis	GRE
12	Mormando, Steve	USA
13	Mann, Corneliu	ROM
14	Chen, Jinchu	CHN
15	Nolte, Jurgen	FRG
16	Wang, Ruiji	CHN

The following athletes were eliminated after round 3
Les athletes suivants furent elimines apres le 3eme tour

17	Lofton, Michael	USA
18	Slade, Mark	GBR
19	Banos, Jean-Paul	CAN
20	Brandstaetter, Johann	AUT
21	Cohen, Richard	GBR
22	Stratmann, Jorg	FRG
23	Zarno, John	GBR
24	Sanchez, Ildemaro	VEN

The following athletes were eliminated after round 2
Les athletes suivants furent elimines apres le 2eme tour

25	Tass, Atilio L.	ARG
26	Liu, Guozhen	CHN
27	Banos, Jean-Marie	CAN
	Marcil, Claude	CAN
	Garcia, Antonio	ESP
30	Martini, Olivier	MON

The following athletes were eliminated after round 1
Les athletes suivants furent elimines apres le 1er tour

31	Marquilhaes, Joao	POR
32	Kreglo, James	ISV
33	Casanova, Jose Maria	ARG

Epee-Individual
Round 1 Pool 1 / Aug. 07

Epee-indivuel
Tour 1 poule 1 / 07 Aout

RANK RANG	NAME	CTRY	1	2	3	4	5	6	7	8	9	D	V	M	TD	TR	PL	E
1	Stanbury, Jonathan	GBR	5	D	5	D	5	D	5	D			0	4	7	20	5	E
2	Forslow, Greger	SWE	2	V		5	D	5	D	2	V		2	4	17	14	3	
3	Dizoglu, Ali Murat	TUR	3	V	2	V		5	D	5	D		2	4	13	15	4	
4	Lenglet, Olivier	FRA	2	V	5	V	2	V		3	V		4	4	20	12	1	
5	Aly, Ihab	EGY	0	V	5	D	1	V	5	D			2	4	15	11	2	

Epee-Individual
Round 1 Pool 2 / Aug. 07

Epee-indivuel
Tour 1 poule 2 / 07 Aout

RANK RANG	NAME	CTRY	1	2	3	4	5	6	7	8	9	10	V	M	TD	TR	PL	E
1	Mendoza, Saul	BOL	5	D	5	D	5	D	5	D			0	4	10	20	5	E
2	Zhao, Lizhong	CHN	5	D		3	V	5	D	5	D		1	4	19	18	4	
3	Trevor, Stephen	USA	2	V	5	D		3	V	3	V		3	4	18	13	1	
4	Mazzoni, Angelo	ITA	3	V	5	V	5	D		1	V		3	4	18	14	2	
5	Salem, Abdelmonem	EGY	0	V	4	V	5	D	5	D			2	4	14	14	3	

Epee-Individual
Round 1 Pool 3 / Aug. 07

Epee-indivuel
Tour 1 poule 3 / 07 Aout

RANK RANG	NAME	CTRY	1	2	3	4	5	6	7	8	9	10	V	M	TD	TR	PL	E
1	Soliman, Khaled	EGY	5	D	3	V	5	D	3	V			2	4	15	16	3	
2	Bormann, Elmar	FRG	2	V		3	V	5	D	3	V		3	4	19	13	1	
3	Shelley, C. Lee	USA	5	D	5	D		4	V	3	V		2	4	16	17	4	
4	Llewellyn, John	GBR	3	V	4	V	5	D		1	V		3	4	19	13	1	
5	Gaspar, Csaba O.	ARG	5	D	5	D	5	D	5	D			0	4	10	20	5	E

Epee-Individual
Round 1 Pool 4 / Aug. 07

Epee-indivuel
Tour 1 poule 4 / 07 Aout

RANK RANG	NAME	CTRY	1	2	3	4	5	6	7	8	9	10	V	M	TD	TR	PL	E
1	Thuwaini, Mohammad	KUW	5	D	4	V	5	D	5	D			1	4	14	19	4	
2	Pusch, Alexander	FRG	3	V		5	D	2	V	1	V		3	4	18	11	1	
3	Dessureault, Michel	CAN	5	D	3	V		5	D	4	V		2	4	16	17	3	
4	Vaggo, Bjorne	SWE	3	V	5	D	2	V		1	V		3	4	17	11	2	
5	Magnasco, Marcelo M.	ARG	3	V	5	D	5	D	5	D			1	4	11	18	5	E

Epee-Individual
Round 1 Pool 5 / Aug. 07

Epee-indivuel
Tour 1 poule 5/07 Aout

RANK RANG	NAME	CTRY	1	2	3	4	5	6	7	8	9	M	TD	TA	PL	E		
1	Lee, Il-Hee	KOR	3	V	5	D	1	V	2	V			3	4	19	11	2	
2	Pena, Gilberto	PUR	5	D		5	D	5	D	3	V		1	4	10	18	4	
3	Poffet, Michel	SUI	4	V	2	V		4	V	1	V		4	4	20	11	1	
4	Boisse, Philippe	FRA	5	D	0	V	5	D		1	V		2	4	15	11	3	
5	Kerr, James	ISV	5	D	5	D	5	D	5	D			0	4	7	20	5	E

Epee-Individual
Round 1 Pool 6 / Aug. 07

Epee-indivuel
Tour 1 poule 6 / 07 Aout

RANK RANG	NAME	CTRY	1	2	3	4	5	6	7	8	9	10	V	M	TD	TR	PL	E
1	Alrasheed, Rashid Fahad	SAU	5	D	5	D	5	D	5	D			0	4	10	20	5	E
2	Brill, Martin	NZL	4	V		5	D	5	D	5	D		1	4	17	19	4	
3	Bergstrom, Jerri	SWE	3	V	3	V		5	D	2	V		3	4	20	13	1	
4	Yoon, Nam-Jin	KOR	1	V	5	D	5	D		5	D		1	4	20	16	3	
5	Giger, Daniel	SUI	2	V	4	V	5	D	5	D			2	4	17	16	2	

Epee-Individual
Round 1 Pool 7 / Aug. 07

Epee-indivuel
Tour 1 poule 7 / 07 Aout

RANK RANG	NAME	CTRY	1	2	3	4	5	6	7	8	9	10	V	M	TD	TR	PL	E
1	Chouinard, Jean-Marc	CAN	4	V	2	V	5	D	5	D			2	4	14	16	3	
2	Strohmeyer, Arno	AUT	5	D		4	V	1	V	5	D		2	4	16	15	2	
3	Magallanes, Jose Rafael	VEN	5	D	5	D		4	V	4	V		2	4	16	18	4	
4	Bubashit, Jamil M	SAU	4	V	5	D	5	D		5	D		1	4	12	19	5	E
5	Cui, Yining	CHN	0	V	2	V	5	D	2	V			3	4	19	9	1	

Epee-Individual
Round 1 Pool 8 / Aug. 07

Epee-indivuel
Tour 1 poule 8 / 07 Aout

RANK RANG	NAME	CTRY	1	2	3	4	5	6	7	8	9	10	V	M	TD	TR	PL	E
1	Fernandez, Angel	ESP	5	D	0	V	5	D	4	V			2	4	16	14	3	
2	Koppang, Nils	NOR	3	V		1	V	3	V	3	V		4	4	20	10	1	
3	Liu, Chi-On	HKG	5	D	5	D		4	V	5	D		1	4	7	19	5	E
4	Zong, Xiangqing	CHN	3	V	5	D	5	D		1	V		2	4	17	14	2	
5	Joos, Stefan	BEL	5	D	5	D	1	V	5	D			1	4	13	16	4	



**Epee-Individual
Round 1 Pool 9/Aug. 07**

**Epee-indivuel
Tour 1 poule 9/07 Aout**

RANK	NAME	CTRY	1	2	3	4	5	6	7	8	9	10	V	M	TD	TR	PL	E
1	Tsai, Shing-Hsiang	TPE	0	V	5	D	5	D	5	D			1	4	12	15	4	
2	Lam, Tak-Chuen	HKG	5	D		5	D	5	D	5	D		0	4	2	20	5	E
3	Ganeff, Stephane	BEL	2	V	2	V		5	D	5	D		2	4	19	14	3	
4	Paul, Steven	GBR	3	V	0	V	4	V		4	V		4	4	20	11	1	
5	Perreault, Daniel	CAN	2	V	0	V	5	V	5	D			3	4	19	12	2	

**Epee-Individual
Round 1 Pool 10/Aug. 07**

**Epee-indivuel
Tour 1 poule 10/07 Aout**

RANK	NAME	CTRY	1	2	3	4	5	6	7	8	9	10	V	M	TD	TR	PL	E
1	Lee, Tai-Chung	TPE	5	D	5	D	5	D	5	D	5	D	0	5	18	25	6	E
2	Lucchetti, Sergio A	ARG	4	V		5	D	5	D	2	V		2	5	19	21	3	
3	Soumagne, Thierry	BEL	4	V	5	D		5	D	3	V		2	5	17	22	4	
4	Marx, Robert	USA	4	V	3	V	0	V		5	D	3	4	5	24	15	2	
5	Fischer, Volker	FRG	1	V	1	V	2	V	4	V		1	5	5	25	9	1	
6	Aboali, Mohamab	SAU	5	V	5	D	5	D	5	D			1	5	14	25	5	E

**Epee-Individual
Round 1 Pool 11 / Aug. 07**

**Epee-indivuel
Tour 1 poule 11 / 07 Aout**

RANK	NAME	CTRY	1	2	3	4	5	6	7	8	9	10	V	M	TD	TR	PL	E
1	Bellow, Stefano	ITA	5	D	3	V	2	V	2	V	5	D	3	5	23	17	2	
2	Lembacher, Dr. Hannes	AUT	5	D	3	V	4	V	5	D	5	D	2	5	20	22	3	
3	Vonen, Baard	NOR	5	D		4	V	5	D	3	V		2	5	20	22	3	
4	Al-Khurafi, Osama	KUW	5	D	5	D		5	D	2	V		1	5	17	22	6	E
5	Riboud, Philippe	FRA	5	D	2	V	4	V	2	V		2	4	5	22	15	1	
6	Cunningham, Denis	HKG	3	V	3	V	5	D	5	D	5	D	2	5	17	21	5	E

**Epee-Individual
Round 1 Pool 12/Aug.07**

**Epee-indivuel
Tour 1 poule 12/07 Aout**

RANK	NAME	CTRY	1	2	3	4	5	6	7	8	9	10	V	M	TD	TR	PL	E
1	Kim, Sung-Moon	KOR	5	D	0	V	4	V	5	D	5	D	2	5	21	19	3	
2	Cuomo, Sandro	ITA	3	V		5	D	5	D	2	V		2	5	21	20	4	
3	Hassan, Kazem	KUW	5	D	4	V		2	V	5	D	2	3	5	18	18	2	
4	Cocker, David	NZL	5	D	5	V	5	D		5	D	4	2	5	18	24	5	E
5	Nigon, Gabriel	SUI	4	V	2	V	3	V	2	V		1	5	5	25	12	1	
6	Pedersen, John Hugo	NOR	4	V	5	D	5	D	5	D	5	D	1	5	14	24	6	E

**Epee-Individual
Round 1 / Aug. 07**

**Epee-indivuel
Tour 1 / 07 Aout**

RANK	NAME	CTRY	V/N	TD-TR	POOL	PL	TD	TR
1	Fischer, Volker	FRG	1.000	16	J	1	25	9
2	Nigon, Gabriel	SUI	1.000	13	L	1	25	12
3	Koppang, Nils	NOR	1.000	10	H	1	20	10
4	Poffet, Michel	SUI	1.000	9	E	1	20	11
6	Paul, Steven	GBR	1.000	9	I	1	20	11
6	Lenglet, Olivier	FRA	1.000	8	A	1	20	12
7	Marx, Robert	USA	0.800	9	J	2	24	15
8	Riboud, Philippe	FRA	0.800	7	K	1	22	15
9	GUI, Yining	CHN	0.750	10	G	1	19	9
10	Lee, Il-Hee	KOR	0.750	8	E	2	19	11
11	Pusch, Alexander	FRG	0.750	7	D	1	18	11
12	Perreault, Daniel	CAN	0.750	7	I	2	19	12
13	Bergstrom, Jerri	SWE	0.750	7	F	1	20	13
14	Vaggo, Bjorne	SWE	0.750	6	D	2	17	11
15	Bormann, Elmar	FRG	0.750	6	C	1	19	13
15	Llewellyn, John	GBR	0.750	6	C	1	19	13
17	Trevor, Stephen	USA	0.750	5	B	1	18	13
18	Mazzoni, Angelo	ITA	0.750	4	B	2	18	14
19	Bellow, Stefano	ITA	0.600	6	K	2	23	17
20	Hassan, Kazem	KUW	0.600	0	L	2	18	18
21	Ganeff, Stephane	BEL	0.500	5	I	3	19	14
22	Aly, Ihab	EGY	0.500	4	A	2	15	11
24	Boisse, Philippe	FRA	0.500	4	E	3	15	11
24	Forslow, Greger	SWE	0.500	3	A	3	17	14
26	Zong, Xiangqing	CHN	0.500	3	H	2	17	14
26	Fernandez, Angel	ESP	0.500	2	H	3	16	14
27	Strohmeier, Arno	AUT	0.500	1	G	2	16	15
28	Giger, Daniel	SUI	0.500	1	F	2	17	16
29	Salem, Abdelmonem	EGY	0.500	0	B	3	14	14
30	Soliman, Khaled	EGY	0.500	-1	C	3	15	16
31	Shelley, C. Lee	USA	0.500	-1	C	4	16	17
31	Dessureault, Michel	CAN	0.500	-1	D	3	16	17
33	Dizoglu, Ali Murat	TUR	0.500	-2	A	4	13	15
34	Chouinard, Jean-Marc	CAN	0.500	-2	G	3	14	16
35	Magallanes, Jose Rafael	VEN	0.500	-2	G	4	16	18
36	Kim, Sung-Moon	KOR	0.400	2	L	3	21	19
37	Cuomo, Sandro	ITA	0.400	1	L	4	21	20
38	Lucchetti, Sergio A,	ARG	0.400	-2	J	3	19	21
39	Lembacher, Dr. Hannes	AUT	0.400	-2	K	3	20	22
41	Vonen, Baard	NOR	0.400	-2	K	3	20	22
41	Soumagne, Thierry	BEL	0.400	-5	J	4	17	22
42	Yoon, Nam-Jin	KOR	0.250	4	F	3	20	16
43	Zhao, Lizhong	CHN	0.250	1	B	4	19	18
44	Brill, Martin	NZL	0.250	-2	F	4	17	19
45	Tsai, Shing-Hsiang	TPE	0.250	-3	I	4	12	15
46	Joos, Stefan	BEL	0.250	-3	H	4	13	16
47	Thuwaini, Mohammad	KUW	0.250	-5	D	4	14	19
48	Pena, Gilberto	PUR	0.250	-8	E	4	10	18

The above athletes are qualified / Les athletes ci-haut se qualifient

**Epee-Individual
Round 2 Pool A / Aug. 07**

The following athletes are eliminated / les athletes suivants sont elimines

RANK	NAME	CTRY	V/N	TD-TR	POOL	PL	TD	TR
49	Cunningham, Denis	HKG	0.400	-4	K	5	17	21
50	Cocker, David	NZL	0.400	-6	L	5	18	24
51	Magnasco, Marcelo M.	ARG	0.250	-7	D	5	11	18
52	Bubashit, Jamil M.	SAU	0.250	-7	G	5	12	19
53	Liu, Chi-On	HKG	0.250	-12	H	5	7	19
54	Al-Khurafi, Osama	KUW	0.200	-5	K	6	17	22
55	Pedersen, John Hugo	NOR	0.200	-10	L	6	14	24
56	Aboali, Mohamab	SAU	0.200	-11	J	5	14	25
57	Lee, Tai-Chung	TPE	0.000	-7	J	6	18	25
58	Mendoza, Saul	BOL	0.000	-10	B	5	10	20
	Gaspar, Csaba O.	ARG	0.000	-10	C	5	10	20
	Alrasheed, Rashid Fahad	SAU	0.000	-10	F	5	10	20
61	Stanbury, Jonathan	GBR	0.000	-13	A	5	7	20
	Kerr, James	ISV	0.000	-13	E	5	7	20
63	Lam, Tak-Chuen	KG	0.000	-18	I	5	2	20

**Epee-Individual
Round 2 Pool B / Aug. 07**

RANK	NAME	CTRY	1	2	3	4	5	6	7	8	9	10	V	M	TD	TR	PL	E
1	Fischer, Volker	FRG	3	V	5	D	4	V	1	V	1	V	4	5	23	14	1	
2	Mazzoni, Angelo	ITA	5	D		5	D	3	V	2	V	0	3	5	20	15	3	
3	Trevor, Stephen	USA	3	V	2	V		2	V	2	V	5	4	5	22	14	2	
4	Chouinard, Jean-Marc	CAN	5	D	5	D		2	V	4	V		2	5	19	21	4	E
5	Pena, Gilberto	PUR	5	D	5	D	5	D		5	D		0	5	8	25	6	E
6	Dizoglu, Ali Murat	TUR	5	D	5	D	2	V	5	D	1	V	2	5	15	18	5	E

**Epee-Individual
Round 2 Pool C / Aug. 07**

RANK	NAME	CTRY	1	2	3	4	5	6	7	8	9	10	V	M	TD	TR	PL	E
1	Shelley, C. Lee	USA	1	V	5	D	5	D	5	D	5	D	1	5	15	21	4	E
2	Thuwaini, Mohammad	KUW	5	D		2	V	5	D	5	D	5	1	5	20	22	6	E
3	Nigon, Gabriel	SUI	2	V	5	D		5	D	5	D	5	1	5	13	22	5	E
4	Dessureault, Michel	CAN	2	V	0	V	0	V		2	V	5	4	5	24	9	1	
5	Bormann, Elmar	FRG	4	V	2	V	3	V	5	D		0	4	5	22	14	2	
6	Llewellyn, John	GBR	2	V	2	V	3	V	4	V	5	D	4	5	20	16	3	

**Epee-Individual
Round 2 Pool D / Aug. 07**

RANK	NAME	CTRY	1	2	3	4	5	6	7	8	9	10	V	M	TD
------	------	------	---	---	---	---	---	---	---	---	---	----	---	---	----

Fencing

Epee-Individual Round 2 Pool G/Aug.07		Epee-indivuel Tour 2 poule g/07Aout																
RANK	NAME	CTRY	1	2	3	4	5	6	7	8	9	10	V	M	TD	TR	PL	E
1	Brill, Martin	NZL	4 V	4 V	5 D	5 D	4 V						3	5	21	22	3	
2	Boisse, Philippe	FRA	5 D		2 V	5 D	0 V	2 V					3	5	23	14	1	
3	Zong, Xiangqing	CHN	5 D	5 D		1 V	5 D	4 V					2	5	18	20	4	E
4	Marx, Robert	USA	3 V	4 V	5 D		1 V	5 D					3	5	20	18	2	
5	Lembacher, Dr. Hannes	AUT	3 V	5 D	2 V	5 D		5 D					2	5	15	20	6	E
6	Lee, Il-Hee	KOR	5 D	5 D	5 D	4 V	4 V						2	5	20	23	5	E

Epee-Individual Round 2 Pool H/Aug. 07		Epee-indivuel Tour 2 poule h/07Aout																
RANK	NAME	CTRY	1	2	3	4	5	6	7	8	9	10	V	M	TD	TR	PL	E
1	Vonen, Baard	NOR	5 D	2 V	4 V	5 D	2 V						3	5	17	18	3	
2	Cui, Yining	CHN	2 V		0 V	5 D	0 V						4	5	23	9	2	
3	Fernandez, Angel	ESP	5 D	5 D		1 V	5 D	3 V					2	5	17	19	4	E
4	Forslow, Greger	SWE	5 D	5 D	5 D		5 D	5 D					0	5	13	25	6	E
5	Riboud, Philippe	FRA	0 V	3 V	3 V	4 V		2 V					5	5	25	12	1	
6	Soumagne, Thierry	BEL	5 D	5 D	5 D	4 V	5 D						1	5	12	24	5	E

Epee-Individual Round 2/Aug. 07		Epee-indivuel Tour 2/07Aout						
RANK	NAME	CTRY	V/M	TD-TR	POOL	PL	TD	TR
1	Riboud, Philippe	FRA	1.000	13	H	1	25	12
2	Vaggo, Bjorne	SWE	1.000	11	C	1	25	14
3	Dessureault, Michel	CAN	0.800	15	B	1	24	9
4	Cui, Yining	CHN	0.800	14	H	2	23	9
5	Fischer, Volker	FRG	0.800	9	A	1	23	14
6	Lenglet, Olivier	FRA	0.800	9	F	1	24	15
7	Giger, Daniel	SUI	0.800	9	D	1	25	16
8	Trevor, Stephen	USA	0.800	8	A	2	22	14
	Borrmann, Elmar	FRG	0.800	8	B	2	22	14
10	Poffet, Michel	SUI	0.800	5	E	1	22	17
11	Llewellyn, John	GBR	0.800	4	B	3	20	16
12	Bellone, Stefano	ITA	0.800	3	C	2	24	21
13	Boisse, Philippe	FRA	0.600	9	G	1	23	14
14	Koppang, Nils	NOR	0.600	7	C	3	21	14
	Aly, Ihab	EGY	0.600	7	F	2	21	14
16	Cuomo, Sandro	ITA	0.600	6	E	2	21	15
17	Perreault, Daniel	CAN	0.600	6	E	3	22	16
18	Bergstrom, Jerri	SWE	0.600	6	O	2	25	19
19	Mazzoni, Angelo	ITA	0.600	5	A	3	20	15
20	Marx, Robert	USA	0.600	2	G	2	20	18
21	Pusch, Alexander	FRG	0.600	0	F	3	18	18
22	Vonen, Baard	NOR	0.600	-1	H	3	17	18
23	Brill, Martin	NZL	0.600	-1	G	3	21	22
24	Paul, Steven	GBR	0.400	4	D	3	22	18

The above athletes are qualified/Les athletes ci-haut se qualifient

The following athletes are eliminated/Les athletes suivants sont elimines

25	Zhao, Lizhong	CHN	0.600	1	E	4	20	19
26	Strohmeier, Arno	AUT	0.600	0	F	4	18	18
27	Kim, Sung-Moon	KOR	0.400	3	D	4	24	21
28	Soliman, Khaled	EGY	0.400	1	C	4	19	18
29	Fernandez, Angel	ESP	0.400	-2	H	4	17	19
30	Zong, Xiangqing	CHN	0.400	-2	G	4	18	20
31	Chouinard, Jean-Marc	CAN	0.400	-2	A	4	19	21
32	Dizoglu, Ali Murat	TUR	0.400	-3	A	5	15	18
33	Yoon, Nam-Jin	KOR	0.400	-3	F	5	16	19
34	Lee, Il-Hee	KOR	0.400	-3	G	5	20	23
35	Lembacher, Dr. Hannes	AUT	0.400	-5	G	6	15	20
36	Ganef, Stephane	BEL	0.400	-5	E	5	17	22
37	Tsai, Shing-Hsiang	TPE	0.400	-10	D	5	13	23
38	Shelley, C. Lee	USA	0.200	-6	B	4	15	21
39	Magallanes, Jose Rafael	VEN	0.200	-7	C	5	16	23
40	Nigon, Gabriel	SUI	0.200	-9	B	5	13	22
41	Thuwaini, Mohammad	KUW	0.200	-12	B	6	10	22
42	Soumagne, Thierry	BEL	0.200	-12	H	5	12	24
43	Hassan, Kazem	KUW	0.000	-12	D	6	13	25
	Forslow, Greger	SWE	0.000	-12	H	6	13	25
45	Salem, Abdelmonem	EGY	0.000	-13	E	6	12	25
46	Lucchetti, Sergio A.	ARG	0.000	-13	F	6	12	25
47	Joos, Stefan	BEL	0.000	-15	C	6	10	25
48	Pena, Gilberto	PUR	0.000	-17	A	6	8	25

Epee-indivuel Round 3 Pool A/Aug.07		Epee-indivuel Tour 3 poule a/07Aout																
RANK	NAME	CTRY	1	2	3	4	5	6	7	8	9	10	V	M	TD	TR	PL	E
1	Vonen, Baard	NOR	5 D	2 V	5 D	5 D	4 V						2	5	17	21	4	
2	Borrmann, Elmar	FRG	1 V		5 D	3 V	5 D	3 V					3	5	22	17	3	
3	Cuomo, Sandro	ITA	5 D	4 V		2 V	1 V	3 V					4	5	22	15	1	
4	Riboud, Philippe	FRA	3 V	5 D	5 D		0 V	2 V					3	5	20	15	2	
5	Trevor, Stephen	USA	3 V	3 V	5 D	5 D		5 D					2	5	14	21	5	E
6	Perreault, Daniel	CAN	5 D	5 D	5 D	5 D	3 V						1	5	17	23	6	E

Escrime

Epee-Individual Round 3 Pool B/Aug. 07		Epee-indivuel Tour 3 poule b/07Aout																
RANK	NAME	CTRY	1	2	3	4	5	6	7	8	9	10	V	M	TD	TR	PL	E
1	Mazzoni, Angelo	ITA	0 V	0 V	5 V	0 V	0 V						5	5	25	5	1	
2	Koppang, Nils	NOR	5 D		4 V	2 V	1 V	4 V					4	5	20	16	2	
3	Vaggo, Bjorne	SWE	5 D	5 D		0 V	5 D	2 V					2	5	18	17	3	
4	Paul, Steven	GBR	5 D	5 D	5 D		4 V	5 D					1	5	16	24	5	E
5	Llewellyn, John	GBR	5 D	5 D	4 V	5 D		5 D					1	5	12	24	6	E
6	Giger, Daniel	SUI	5 D	5 D	5 D	4 V	2 V						2	5	16	21	4	

Epee-Individual Round 3 Pool C/Aug.07		Epee-indivuel Tour 3 poule c/07Aout																
RANK	NAME	CTRY	1	2	3	4	5	6	7	8	9	10	V	M	TD	TR	PL	E
1	Pusch, Alexander	FRG	3 V	5 D	0 V	1 V	5 D						3	5	22	14	3	
2	Poffet, Michel	SUI	5 D		0 V	3 V	2 V	4 V					4	5	23	14	1	
3	Dessureault, Michel	CAN	4 V	5 D		1 V	4 V	4 V					4	5	20	18	2	
4	Aly, Ihab	EGY	5 D	5 D	5 D		5 D	5 D					0	5	7	25	6	E
5	Bergstrom, Jerri	SWE	5 D	5 D	5 D	2 V		5 D					1	5	13	22	5	E
6	Lenglet, Olivier	FRA	3 V	5 D	5 D	1 V	1 V						3	5	23	15	4	

Epee-Individual Round 3 Pool D/Aug. 07		Epee-indivuel Tour 3 poule d/07Aout																
RANK	NAME	CTRY	1	2	3	4	5	6	7	8	9	10	V	M	TD	TR	PL	E
1	Brill, Martin	NZL	5 D	5 D	4 V	0 V	2 V						3	5	21	16	2	
2	Boisse, Philippe	FRA	3 V		2 V	3 V	1 V	2 V					5	5	25	11	1	
3	Fischer, Volker	FRG	3 V	5 D		5 D	5 D	5 D					1	5	20	23	4	
4	Marx, Robert	USA	5 D	5 D	4 V		5 D	5 D					1	5	20	24	5	E
5	Cui, Yining	CHN	5 D	5 D	5 D	5 D		5 D					0	5	15	25	6	E
6	Bellone, Stefano	ITA	5 D	5 D	4 V	3 V	4 V						3	5	19	21	3	

Epee-Individual Round 3/Aug. 06		Epee-indivuel Tour 3/06Aout						
RANK	NAME	CTRY	V/M	TD-TR	POOL	PL	TD	TR
1	Mazzoni, Angelo	ITA	1.000	20	B	1	25	5
2	Boisse, Philippe	FRA	1.000	14	D	1	25	11
3	Poffet, Michel	SUI	0.800	9	C	1	23	14
4	Cuomo, Sandro	ITA	0.800	7	A	1	22	15
5	Koppang, Nils	NOR	0.800	4	B	2	20	16
6	Dessureault, Michel	CAN	0.800	2	C	2	20	18
7	Pusch, Alexander	FRG	0.600	8	C	3	22	14
8	Lenglet, Olivier	FRA	0.600	8	C	4	23	15
9	Riboud, Philippe	FRA	0.600	5	A	2	20	15
10	Brill, Martin	NZL	0.600	5	D	2	21	16
11	Borrmann, Elmar	FRG	0.600	5	A	3	22	17
12	Bellone, Stefano	ITA	0.600	-2	D	3	19	21
13	Vaggo, Bjorne	SWE	0.400	1	B	3	18	17
14	Vonen, Baard	NOR	0.400	-4	A	4	17	21
15	Giger, Daniel	SUI	0.400	-5	B	4	16	21
16	Fischer, Volker	FRG	0.200	-3	D	4	20	23

The above athletes are qualified/Les athletes ci-haut se qualifient

The following athletes are eliminated/Les athletes suivants sont elimines

17	Trevor, Stephen	USA	0.400</
----	-----------------	-----	---------



Epee-Individual
Final Ranking/Aug. 08

Epee-individuel
Classement final/08 Aout

RANK RANG	NAME	CTRY
1	Boisse, Philippe	FRA
2	Vaggo, Bjorne	SWE
3	Riboud, Philippe	FRA
4	Bellone, Stefano	ITA
5	Poffet, Michel	SUI
6	Borrmann, Elmar	FRG
7	Pusch, Alexander	FRG
8	Fischer, Volker	FRG

The following athletes were eliminated after direct elimination w/repechage
Les athletes suivants furent elimines apres l'elimination directe avec repechage

9	Mazzoni, Angelo	ITA
10	Dessureault, Michel	CAN
11	Koppang, Nils	NOR
12	Giger, Daniel	SUI
13	Lenglet, Olivier	FRA
14	Cuomo, Sandro	ITA
15	Brill, Martin	NZL
16	Vonen, Baard	NOR

The following athletes were eliminated after round 3
Les athletes suivants furent elimines apres le 3eme tour

17	Trevor, Stephen	USA
18	Marx, Robert	USA
19	Perreault, Daniel	CAN
20	Paul, Steven	GBR
21	Bergstrom, Jerri	SWE
22	Llewellyn, John	GBR
23	Cui, Yining	CHN
24	Aly, Ihab	EGY

The following athletes were eliminated after round 2
Les athletes suivants furent elimines apres le 2eme tour

25	Zhao, Lizhong	CHN
26	Strohmeier, Arno	AUT
27	Kim, Sung-Moon	KOR
28	Soliman, Khaled	EGY
29	Fernandez, Angel	ESP
30	Zong, Xiangqing	CHN
31	Chouinard, Jean-Marc	CAN
32	Dizoglu, Ali Murat	TUR
33	Yoon, Nam-Jin	KOR
34	Lee, Il-Hee	KOR
35	Lembacher, Dr. Hannes	AUT
36	Ganef, Stephane	BEL
37	Tsai, Shing-Hsiang	TPE
38	Shelley, C. Lee	USA
39	Magallanes, Jose Rafael	VEN
40	Nigon, Gabriel	SUI
41	Thuwaini, Mohammad	KUW
42	Soumagne, Thery	BEL
43	Hassan, Kazem	KUW
	Forslow, Greger	SWE
45	Salem, Abdelmonem	EGY
	Lucchetti, Sergio A.	ARG
47	Joos, Stefan	BEL
48	Pena, Gilberto	PUR

The following athletes were eliminated after round 1
Les athletes suivants furent elimines apres le 1er tour

49	Cunningham, Denis	HKG
50	Cocker, David	NZL
51	Magnasco, Marcelo M.	ARG
52	Bubashit, Jamil M.	SAU
53	Liu, Chi-On	HKG
54	Al-Khurafi, Osama	KUW
55	Pedersen, John Hugo	NOR
56	Aboali, Mohamab	SAU
57	Lee, Tai-Chung	TPE
58	Mendoza, Saul	BOL
	Gaspar, Csaba O.	ARG
	Alrasheed, Rashid Fahad	SAU
61	Stanbury, Jonathan	GBR
	Kerr, James	ISV
63	Lam, Tak-Chuen	HKG

Men/Foil-Team
Preliminary Round 1 Pool A Match 1 /Aug. 04

Hombres/fleuret-equipe
Tour preliminaire 1 poule a match 1/04 Aout

CTRY NAME	1	2	3	4	5	6	7	8	V	TD	TR
USA									9	52	31
1	Massialas, Gregory					1*V	5 D	4 D V	2	13	10
2	Marx, Michael				V		1 V	2 V	3	15	6
3	McCahay, Michael				V	5 D		3 V	2	14	12
4	Smith, Mark				V	2 V			2	10	3
EGY									2	31	52
5	Elhousseiny, Abdelmonem		5 D	5 D	5 D				0	8	15
6	Refat, Belal		5 D		4 V	5 D			1	8	14
7	Soliman, Khaled		3 V	5 D					1	6	8
8	Diab, Ahmed		5 D	5 D	5 D				0	9	15

Men/Foil-Team
Preliminary Round 1 Pool A Match 2/Aug. 04

Hombres/fleuret-equipe
Tour preliminaire 1 poule a match 2/04 Aout

CTRY NAME	3	4	5	6	7	8	V	TD	TR	
EGY							1	27	47	
1	Diab, Ahmed				2 V	5 D	5 D	1	10	12
2	Elhousseiny, Abdelmonem			5 D		5 D		0	8	10
3	Refat, Belal			5 D	5 D		5 D	0	6	15
4	Soliman, Khaled			5 D	5 D			0	3	10
ITA							9	47	27	
5	Borella, Andrea		4 V	3 V	1 V		3	15	8	
6	Cerioni, Stefano		5 D		2 V	2 V	2	12	9	
7	Cipressa, Andrea		3 V	4 V			2	10	7	
8	Scuri, Angelo		2 V		1 V		2	10	3	

Men/Foil-Team
Preliminary Round 1 Pool A Match 3/Aug. 04

Hombres/fleuret-equipe
Tour preliminaire 1 poule a match 3/04Aout

CTRY NAME	1	2	3	4	5	6	7	8	V	TD	TR
USA									3	31	49
1	Marx, Michael					5 D	1 V	5 D	1	7	11
2	Lewison, Peter				5 D		5 D	5 D	0	4	15
3	Massialas, Gregory				5 D	2 V		1 V	2	11	8
4	Smith, Mark				5 D	5 D	5 D		0	9	15
ITA									9	49	31
5	Borella, Andrea		2 V	1 V	2 V				3	15	5
6	Cerioni, Stefano		1 V		5 D	4 V			2	12	10
7	Cipressa, Andrea		5 D	1 V		3 V			2	11	9
8	Scuri, Angelo		1 V	1 V	5 D				2	11	7

Men/Foil-Team
Preliminary Round 1 Pool B Match 1 /Aug. 04

Hombres/fleuret-equipe
Tour preliminaire 1 poule b match 1/04 Aout

CTRY NAME	1	2	3	4	5	6	7	8	V	TD	TR
HKG									0	13	45
1	Lai, Yee-Lap					5 D	5 D	5 D	0	6	15
2	Liu, Chi-On				5 D		5 D		0	4	10
3	Ko, Yin-Fai					5 D		5 D	0	2	10
4	Iam, Tak-Chuen				5 D	5 D			0	1	10
FRG									9	45	13
5	Gey, Mathias		0 V		1 V				2	10	1
6	Beck, Frank		1 V		1 V	0 V			3	15	2
7	Hein, Harald		2 V	4 V					2	10	6
8	Reichert, Klaus		3 V		1 V				2	10	4

Men/Foil-Team
Preliminary Round 1 Pool B Match 2/Aug. 04

Hombres/fleuret-equipe
Tour preliminaire 1 poule b match 2/04 Aout

CTRY NAME	1	2	3	4	5	6	7	8	V	TD	TR
GBR									8	64	60
1	Gosbee, William				5*0	5 D	5 D	5 D	0	12	20
2	Harper, Pierre				5 D	2 V	0 V	5 D	2	16	12
3	Bell, Nicholas				4 V	0 V	5 D	3 V	3	19	12
4	Bruniges, Robert				3 V	5 D	4 V	4 V	3	17	16
JPN									8	60	64
5	Azuma, Nobuyuki		3 V	2 V	5 D	5 D			2	17	15
6	Umezawa, Kenichi		3 V	5 D	5 D	2 V			2	12	15
7	Kanatsu, Yoshihiko		2 V	5 D	4 V	5 D			2	14	16
8	Shimokawa, Tadashi		4 V	4 V	5 D	5 D			2	17	18

* Paul substituted for Gosbee in bout 5-1/Paul remplace par Gosbee dans le combat numero 5-1

Men/Foil-Team
Preliminary Round 1 Pool B Match 3/Aug. 04

Hombres/fleuret-equipe
Tour preliminaire 1 poule b match 3/04 Aout

CTRY NAME	1	2	3	4	5	6	7	8	V	TD	TR
JPN									4	44	56
1	Umezawa, Kenichi				5 D	3 V	5 D	5 D	1	14	18
2	Koyasu, Hidehachi				5 D		3 V	5 D	1	8	13
3	Azuma, Nobuyuki				5 D	5 D		2 V	1	13	12
4	Shimokawa, Tadashi				5 D	5 D	3*V		1	9	13
FRG									9	56	44
5	Gey, Mathias		4 V	3 V	4 V	2 V			4	20	13
6	Beck, Frank		5 D		4 V	2 V			2	13	11
7	Reichert, Klaus		3 V	5 D		5 D			1	11	13
8	Hein, Harald		2 V	0 V	5 D				2	12	7

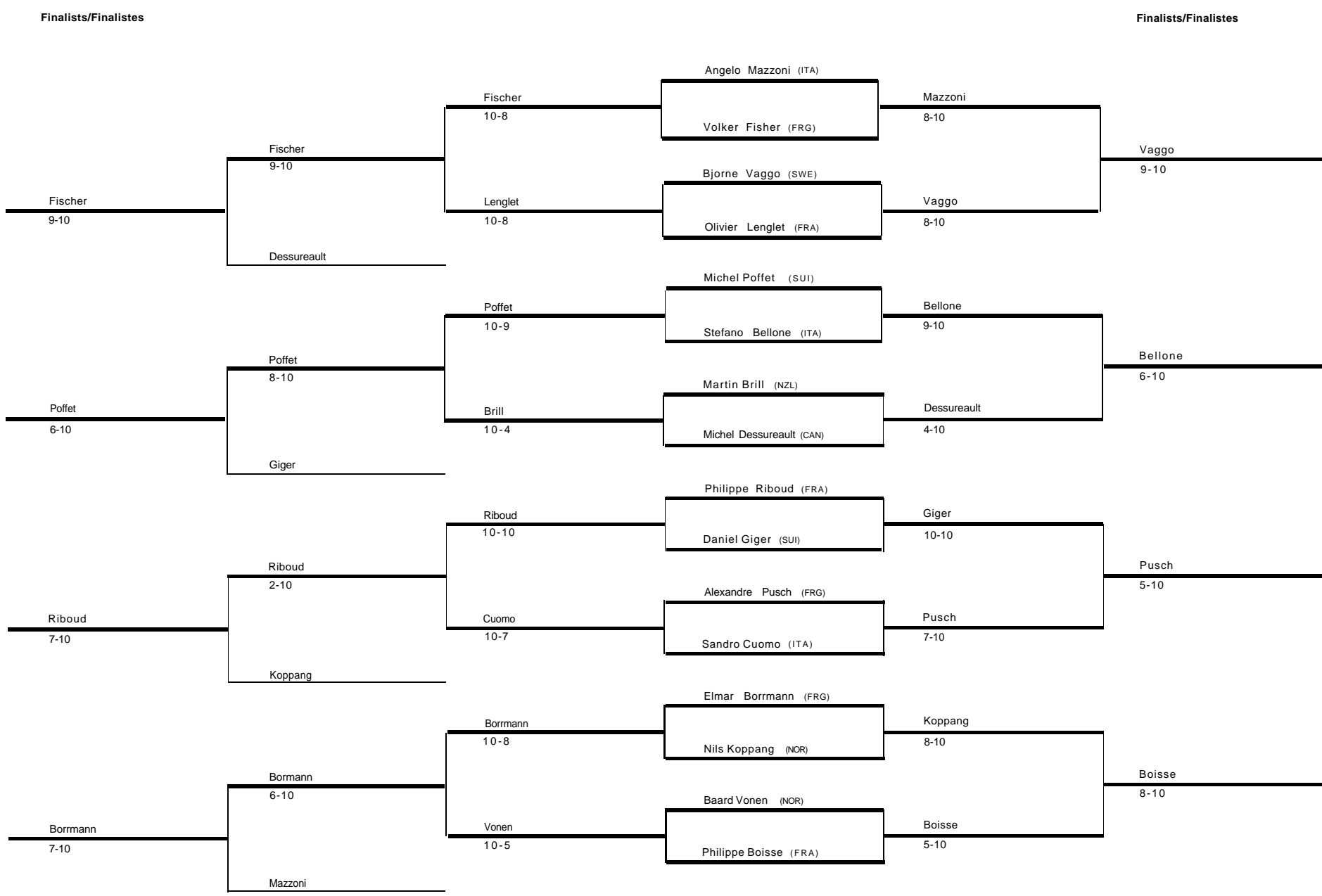
* Kanatsu substituted for Shimokawa in bout 4-7/Kanatsu remplace par Shimokawa dans le combat numero 4-7

Fencing

Escrime

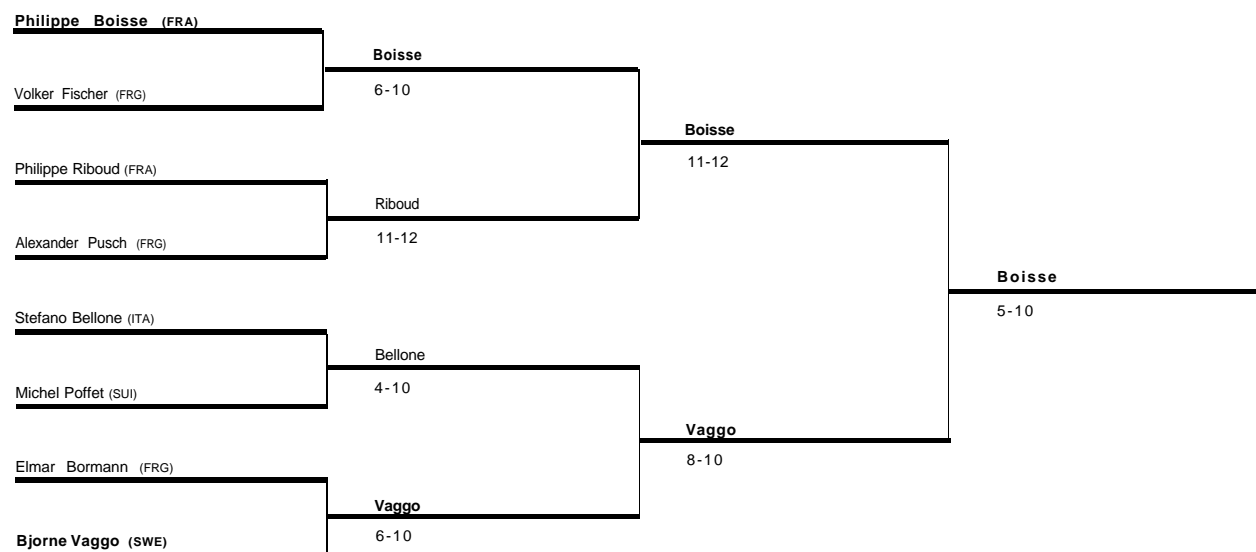
Epee Individual
Direct Elimination With Repechage August 08

Epee individuel
Elimination Directe Avec Repechage Aout 08



Individual Epee
Final in Direct Elimination August 08

Epee individuel
Finale en Elimination Directe Aout 08





Men/Foil-Team **Hommes/fleuret-equipe**
Preliminary Round 1 Pool B Match 4/Aug.04 **Tour preliminaire 1 poule b match 4/04Aout**

CTRY	NAME	1	2	3	4	5	6	7	8	V	TD	TR
GBR										9	45	19
	1 Paul, Graham					4 V	2 V	3 V		3	15	9
	2 Gosbee, William			1 V			3 V			2	10	4
	3 Harper, Pierre					3 V		2 V		2	10	5
	4 Bruniges, Robert			1 V	0 V					2	10	1
HKG										0	19	45
	5 Ko, Yin-Fai		5 D		5 D					0	2	10
	6 Lai, Yee-Lap	5 D		5 D	5 D					0	7	15
	7 Liu, Chi-On	5 D	5 D							0	5	10
	8 Lam, Tak-Chuen	5 D		5 D						0	5	10

Men/Foil-Team **Hommes/fleuret-equipe**
Preliminary Round 1 Pool B Match 5/Aug. 04 **Tour preliminaire 1 poule b match 5/04Aout**

CTRY	NAME	1	2	3	4	5	6	7	8	V	TD	TR
FRG										9	51	27
	1 Gey, Mathias					5 D	2 V	3 V		2	12	10
	2 Beck, Frank			3 V			0 V	1 V		3	15	4
	3 Hein, Harald			2 V	2 V			2 V		3	15	6
	4 Reichert, Klaus			2 V	5 D					1	9	7
GBR										2	27	51
	5 Harper, Pierre		5 D	5*D	5 D					0	7	15
	6 Gosbee, William	2 V		5 D	4 V					2	12	11
	7 Bell, Nicholas	5 D	5 D							0	2	10
	8 Bruniges, Robert	5 D	5 D	5 D						0	6	15

* Paul substituted for Harper in bout 3-5/Paul remplace par Harper dans le combat numero 3-5

Men/Foil-Team **Hommes/fleuret-equipe**
Preliminary Round 1 Pool B Match 6/Aug.04 **Tour preliminaire 1 poule b match 6/04 Aout**

CTRY	NAME	1	2	3	4	5	6	7	8	V	TD	TR
JPN										9	49	23
	1 Umezawa, Kenichi					1*V	1 V	2 V		3	15	4
	2 Koyasu, Hidehachi			3 V			2 V			2	10	5
	3 Azuma, Nobuyuki			3 V	5 D			2 V		2	14	10
	4 Kanatsu, Yoshihiko			3 V	1 V					2	10	4
HKG										1	23	49
	5 Ko, Yin-Fai		5 D	5 D	5 D					0	9	15
	6 Lai, Yee-Lap	5 D		4 V	5 D					1	7	14
	7 Liu, Chi-On	5 D	5 D							0	3	10
	8 Lam, Tak-Chuen	5 D		5 D						0	4	10

* Shimokawa substituted for Umezawa in bout 1-6/Shimokawa remplace par Umezawa dans le combat numero 1-6

Men/Foil-Team **Hommes/fleuret-equipe**
Preliminary Round 1 Pool C Match 1 /Aug. 04 **Tour preliminaire 1 poule c match 1 / 04 Aout**

CTRY	NAME	1	2	3	4	5	6	7	8	V	TD	TR
ARG										4	38	55
	1 Turiace, Sergio R.					5 D	4 V	5 D	4 V	2	15	18
	2 Lucchetti, Sergio A.			5 D		5 D	0 V	5 D		1	11	10
	3 Gaspar, Csaba O.			5 D	5 D			5 D		0	4	15
	4 Magnasco, Marcelo M.			5 D	2 V	5 D				1	8	12
AUT										9	55	38
	5 Wendt, Joachim	2 V	4 V	3 V	2 V					4	20	11
	6 Loisel, Georg	5*D		1 V	5 D					1	11	11
	7 Blaschka, Robert	3 V	5 D		1 V					2	10	9
	8 Somloi, Georg	5 D	2 V	0 V						2	14	7

* Kotlowski substituted for Loisel in bout 1-6/Kotlowski remplace par Loisel dans le combat numero 1-6

Men/Foil-Team **Hommes/fleuret-equipe**
Preliminary Round 1 Pool C Match 2/Aug.04 **Tour preliminaire 1 poule c match 2/04 Aout**

CTRY	NAME	1	2	3	4	5	6	7	8	V	TD	TR
ARG										2	23	50
	1 Tunace, Sergio R.					5 D	5 D	4 V		1	9	14
	2 Lucchetti, Sergio A.			5 D			1 V	5 D		1	7	11
	3 Magnasco, Marcelo M.			5 D	5 D			5 D		0	5	15
	4 Gaspar, Csaba O.			5 D	5 D					0	2	10
FRA										3	15	1
	5 Groc, Patrick		0 V	1 V	0 V					3	15	8
	6 Omnes, Philippe	3 V		3 V	2 V					1	6	6
	7 Jolyot, Pascal	1 V	5 D							1	6	6
	8 Cerboni, Marc	5 D	2 V	1 V						2	14	8

Men/Foil-Team **Hommes/fleuret-equipe**
Preliminary Round 1 Pool C Match 3/Aug. 04 **Tour preliminaire 1 poule c match 3/04 Aout**

CTRY	NAME	1	2	3	4	5	6	7	8	V	TD	TR
FRA										9	52	40
	1 Omnes, Philippe					V	2 V	4 V	0 V	4	20	9
	2 Jolyot, Pascal			0		3 V	4 V			2	12	12
	3 Groc, Patrick			V	5 D			2 V		2	11	8
	4 Cerboni, Marc			0	5 D	1*V				1	9	11
AUT										4	40	.52
	5 Blaschka, Robert	5 D	2 V	5 D	1 V					2	14	13
	6 Wendt, Joachim	5 D		1 V	3 V					2	12	9
	7 Kotlowski, Dieter	5 D	5 D		5 D					0	8	15
	8 Somloi, Georg	5 D	5 D	5 D						0	6	15

* Pietruszka substituted for Cerboni in bout 4-7/Pietruszka remplace par Cerboni dans le combat numero 4-7

Men/Foil-Team **Hommes/fleuret-equipe**
Preliminary Round 1 Pool D Match 1 /Aug. 04 **Tour preliminaire 1 poule d match 1/04 Aout**

CTRY	NAME	1	2	3	4	5	6	7	8	V	TD	TR
BEL										9	49	30
	1 Soumagne, Thierry					1 V	3 V	3 V		3	15	7
	2 Joos, Peter			0		4 V				1	9	9
	3 Ganef, Stephane			V	4 V			0 V		3	15	8
	4 Joos, Stefan			V	2 V					2	10	6
KUW										1	30	49
	5 Al-Awadhi, Khaled		4 V	5 D	5 D					1	13	14
	6 Al-Ahmad, Ahmad	5 D		5 D	5 D					0	7	15
	7 Al-Mutawa, Kifah	5 D	5 D							0	7	10
	8 Ghouloum, Mohammad	5 D		5 D						0	3	10

Men/Foil-Team **Hommes/fleuret-equipe**
Preliminary Round 1 Pool D Match 2/Aug. 04 **Tour preliminaire 1 poule d match 2/04 Aout**

CTRY	NAME	1	2	3	4	5	6	7	8	V	TD	TR
LIB										4	39	56
	1 Darricau, Yves Daniel					5 D	5 D	5 D	5 D	0	5	20
	2 Youssef, Michel					5 D		5 D	5 D	0	8	15
	3 Darricau, Henri			4 V	5 D			3 V		2	12	12
	4 Haddad, Dany			4 V	5 D	0 V				2	14	9
CHN										9	56	39
	5 Chu, Shisheng	1 V	1 V	5 D	5 D					2	18	12
	6 Yu, Yifeng	0 V		2 V	4 V					3	15	6
	7 Wang, Wei	0 V	3 V		5 D					2	10	8
	8 Liu, Yunhong	4 V	4 V	5 D						2	13	13

Men/Foil-Team **Hommes/fleuret-equipe**
Preliminary Round 1 Pool D Match 3/Aug. 04 **Tour preliminaire 1 poule d match 3/04 Aout**

CTRY	NAME	1	2	3	4	5	6	7	8	V	TD	TR
LIB										0	8	45
	1 Darricau, Yves Daniel					5 D	5 D	5 D		0	7	15
	2 Youssef, Michel					5 D		5 D		0	1	10
	3 Darricau, Henri					5 D		5 D		0	0	10
	4 Haddad, Dany					5 D	5 D			0	0	10
BEL										9	45	8
	5 Soumagne, Thierry		0 V		0 V					2	10	0
	6 Joos, Peter		0 V		0 V	0 V				3	15	0
	7 Ganef, Stephane		3 V	1 V						2	10	4
	8 Joos, Stefan		4 V		0 V					2	10	4

Men/Foil-Team **Hommes/fleuret-equipe**
Preliminary Round 1 Pool D Match 4/Aug.04 **Tour preliminaire 1 poule d match 4/04 Aout**

CTRY	NAME	1	2	3	4	5	6	7	8	V	TD	TR
KUW										3	40	54
	1 Al-Awadhi, Khaled					5 D	4 V	1 V		2	14	10
	2 Al-Ahmad, Ahmad					5 D		4 V	5 D	1	10	14
	3 Al-Mutawa, Kifah					5 D	5 D		5 D	0	11	15
	Ghouloum, Mohammad					5 D	5 D	5 D		0	5	15
CHN										9	54	40
	5 Chu, Shisheng		1 V	4 V	1 V					3	15	6
	6 Yu, Yifeng	4 V		3 V	1 V					3	15	8
	7 Liu, Yunhong	5 D	5 D		3*V					1	13	13
	8 Wang, Wei	5 D	4 V	4 V						2	11	13

* Zhang substituted for Liu in bout 4-7/Zhang remplace par Liu dans le combat numero 4-7

Men/Foil-Team **Hommes/fleuret-equipe**
Preliminary Round 1 Pool D Match 5/Aug. 04 **Tour preliminaire 1 poule d match 5/04 Aout**

CTRY	NAME	1	2	3	4	5	6	7	8	V	TD	
------	------	---	---	---	---	---	---	---	---	---	----	--

Fencing

Men/Foil-Team		Hommes/fleuret-equipe										
Preliminary Round 1 Pool D Match 6/Aug. 04		Tour preliminaire 1 poule d match 6/04 Aout										
CTRY	NAME	1	2	3	4	5	6	7	8	V	TD	TR
KUW		WINNER/VAINQUEUR										
	1 Al-Awadhi, Khaled											
	2 Al-Ahmad, Ahmad											
	3 Al-Mutawa, Kifah											
	4 Ghouloum, Mohammad											
LIB		FORFEIT/FORFAIT										
	5 Darricau, Yves Daniel											
	6 Youssef, Michel											
	7 Darricau, Henri											
	8 Haddad, Dany											

Men/Foil-Team		Hommes/fleuret-equipe										
Direct Elimination Round B (1/4) Match 1 /Aug. 05		Elimination directe tour b (1/4) match 1 /05 Aout										
CTRY	NAME	1	2	3	4	5	6	7	8	V	TD	TR
GBR										2	32	50
	1 Gosbee, William					5 D	5 D	5 D	5 D	0	8	15
	2 Harper, Pierre					5 D		5 D	5 D	0	9	15
	3 Bell, Nicholas					5 D	3 V		5 D	1	10	13
	4 Bruniges, Robert					5 D	2 V			1	5	7
ITA										9	50	32
	5 Numa, Mauro		3 V	1 V	0 V					3	15	4
	6 Borella, Andrea	3 V		5 D	5 D					1	10	13
	7 Cerioni, Stefano	2 V	3 V							2	10	5
	8 Scuri, Angelo	3 V	3 V	4 V						3	15	10

Men/Foil-Team		Hommes/fleuret-equipe										
Direct Elimination Round B (1/4) Match 2/Aug. 05		Elimination directe tour b (1/4) match 2/05 Aout										
CTRY	NAME	1	2	3	4	5	6	7	8	V	TD	TR
FRA										9	58	43
	1 Omnes, Philippe					4 V	3 V	1 V	3 V	4	20	11
	2 Pietruszka, Frederick					1 V		4 V	4 V	3	15	9
	3 Groc, Patrick					5 D	1 V		2 V	2	14	8
	4 Jolyot, Pascal					5 D	5 D	5 D		0	9	15
CHN										4	43	58
	5 Chu, Shisheng	5 D	5 D	4 V	3 V					2	15	17
	6 Zhang, Jian	5 D		5 D	3 V					1	9	13
	7 Wang, Wei	5 D	5 D		3 V					1	10	13
	8 Lu, Yunhong	5 D	5 D	5 D						0	9	15

Men/Foil-Team		Hommes/fleuret-equipe										
Direct Elimination Round B (1/4) Match 3/Aug.05		Elimination directe tour b (1/4) match 3/05 Aout										
CTRY	NAME	1	2	3	4	5	6	7	8	V	TD	TR
AUT										9	52	44
	1 Wendt, Joachim					4 V	2 V	3 V	1 V	4	20	10
	2 Kotlowski, Dieter					5 D		3 V	3 V	2	11	11
	3 Somloi, Georg					5 D	5 D		1 V	1	9	11
	4 Blaschka, Robert					5 D	4 V	3 V		2	12	12
BEL										4	44	52
	5 Soumagne, Thierry	5 D	1 V	2 V	2 V					3	19	10
	6 Joos, Peter	5 D		2 V	5 D					1	11	12
	7 Joos, Stefan	5 D	5 D		5 D					0	9	15
	8 Ganef, Stephane	5 D	5 D	5 D						0	5	15

Men/Foil-Team		Hommes/fleuret-equipe										
Direct Elimination Round B (1/4) Match 4/Aug. 05		Elimination directe tour b (1/4) match 4/05Aout										
CTRY	NAME	1	2	3	4	5	6	7	8	V	TD	TR
FRG										9	51	31
	1 Gey, Mathias					4 V	3 V	2 V	3	3	15	9
	2 Behr, Matthias					V		1 V	0 V	3	15	3
	3 Hein, Harald					V	3 V		2 V	3	15	9
	4 Beck, Frank					D	5 D			0	6	10
USA										2	31	51
	5 Marx, Michael		5 D	5 D	3 V					1	11	13
	6 Massialas, Gregory	5 D		5 D	3 V					1	12	13
	7 Lewison, Peter	5 D	5 D							1	4	10
	8 McCahey, Michael	5 D	5*D	5 D						1	4	15

* Smith substituted for McCahey in bout 2-8/Smith remplace par McCahey dans le combat numero 2-8

Men/Foil-Team		Hommes/fleuret-equipe										
Direct Elimination-Qual 5-6th Match 1 /Aug. 05		Elimination directe-qual5-6eme match 1/05 Aout										
CTRY	NAME	1	2	3	4	5	6	7	8	V	TD	TR
CHN										4	41	59
	1 Chu, Shisheng					5 D	5 D	3 V	5 D	1	13	18
	2 Cui, Yining					5 D		3 V	5 D	1	10	13
	3 Yu, Yifeng					5*D	5 D		5 D	0	7	15
	4 Wang, Wei					5 D	4 V	4 V		2	11	13
GBR										9	59	41
	5 Harper, Pierre	4 V	4 V	4 V	1 V					4	20	13
	6 Gosbee, William	0 V		2 V	5 D					2	14	7
	7 Bell, Nicholas	5 D	5 D		5 D					0	10	15
	8 Bruniges, Robert	4 V	1 V	1 V						3	15	6

* Zhang substituted for Yu in bout 3-5/Zhang remplace par Yu dans le combat numero 3-5

Escrime

Men/Foil-Team		Hommes/fleuret-equipe										
Direct Elimination-Dual 5-6th Match 2/Aug. 05		Elimination directe-qual5-6eme match 2/05 Aout										
CTRY	NAME	1	2	3	4	5	6	7	8	V	TD	TR
USA		WINNER/VAINQUEUR										
	1 Marx, Michael											
	2 Massialas, Gregory											
	3 Lewison, Peter											
	4 McCahey, Michael											
BEL		FORFEIT/FORFAIT										
	5 Soumagne, Thierry											
	6 Joos, Peter											
	7 Joos, Stefan											
	8 Ganef, Stephane											

Men/Foil-Team		Hommes/fleuret-equipe										
Direct Elimination Round C (1/2) Match 1/Aug.05		Elimination directe tour c (1/2) match 1/05Aout										
CTRY	NAME	1	2	3	4	5	6	7	8	V	TD	TR
ITA										9	64	58
	1 Numa, Mauro					5 D	3 V	5 D	2 V	2	15	15
	2 Borella, Andrea					5 D	2 V	5 D	1 V	2	17	13
	3 Cerioni, Stefano					5 D	4 V	5 D	5 D	1	12	19
	4 Scuri, Angelo					3 V	4 V	3 V	1 V	4	20	11
FRA										7	58	64
	5 Omnes, Philippe	1 V	4 V	2 V	5 D					3	18	12
	6 Groc, Patrick	5 D	5 D	5 D	5 D					0	13	20
	7 Pietruszka, Frederick	4 V	3 V	2 V	5 D					3	18	14
	8 Cerboni, Marc	5 D	5 D	3 V	5 D					1	9	18

Men/Foil-Team		Hommes/fleuret-equipe										
Direct Elimination Round C (1/2) Match 2/Aug. 06		Elimination directe tour c (1/2) match 2/05 Aout										
CTRY	NAME	1	2	3	4	5	6	7	8	V	TD	TR
FRG										9	54	30
	1 Gey, Mathias					0 V	1 V	3 V	3	3	15	4
	2 Behr, Matthias					0		1 V	1 V	2	14	7
	3 Hein, Harald					0	5 D		1 V	1	10	11
	4 Reichert, Klaus					V	4 V	1 V		3	15	8
AUT										3	30	54
	5 Wendt, Joachim		4 V	1 V	5 D					2	13	10
	6 Kotlowski, Dieter	5 D		4 V	5 D					1	9	14
	7 Somloi, Georg	5 D	5 D		5*D					0	3	15
	8 Blaschka, Robert	5 D	5 D	5 D						0	5	15

* Loisel substituted for Somloi in bout 4-7/Loisel remplace Somloi dans le combat numero 4-7

Men/Foil-Team		Hommes/fleuret-equipe										
Match For 7th Place/Aug. 05		Rencontre pour 7eme place/05Aout										
CTRY	NAME	1	2	3	4	5	6	7	8	V	TD	TR
CHN		WINNER/VAINQUEUR										
	1 Chu, Shisheng											
	2 Cui, Yining											
	3 Yu, Yifeng											
	4 Wang, Wei											
BEL		FORFEIT/FORFAIT										
	5 Soumagne, Thierry											
	6 Joos, Peter											
	7 Joos, Stefan											
	8 Ganef, Stephane											

Men/Foil-Team		Hommes/fleuret-equipe										
Match For 5th Place/Aug. 05		Rencontre pour 5eme place/5 Aout										
CTRY	NAME	1	2	3	4	5	6	7	8	V	TD	TR
GBR										6	53	58
	1 Gosbee, William					5 D	5 D	2 V	5 D	1	13	17
	2 Harper, Pierre					3 V	2 V	5 D	1 V	3	17	11
	3 Bell, Nicholas					5*D	5 D	5*D	5 D	0	9	20
	4 Bruniges, Robert					5 D	1 V	4 V		2	14	10
USA										9	58	53
	5 Marx, Michael	4 V	5 D	3 V	4 V					3	18	16
	6 Massialas, Gregory	2 V	5 D	2 V	5 D					2	13	14
	7 Lewison, Peter	5 D	2 V	1 V	5 D					2	16	13
	8 Smith, Mark	2 V	5 D	3 V						2	11	10

* Paul substituted for Bell in bouts 3-5 and 7-3/Paul remplace par Bell dans les combats numeros 3-5 et 7-3

Men/Foil-Team		Hommes/fleuret-equipe										
Match For 3rd Place/Aug. 05		Rencontre pour 3eme place/05 Aout										
CTRY	NAME	1	2	3	4	5	6	7	8	V	TD	TR
AUT										3	35	54
	1 Wendt, Joachim									5 D	3 V	5 D
	2 Kotlowski, Dieter					5 D				5 D	5 D	0
	3 Somloi, Georg					5 D	5 D		4 V	1	10	14
	4 Blaschka, Robert					2 V	5 D	5 D		1	12	12
FRA										9	54	35
	5 Omnes, Philippe		1 V	1 V	5 D					2	12	7



Men/Foil-Team Final/Aug.05		Hommes/fleuret-equipe Finale/05 Aout													
CTRY	NAME	1	2	3	4	5	6	7	8	V	TD	TR			
FRG	1 Behr, Matthias					0	2	V	5	D	4	V	7	52	60
	2 Gey, Mathias					0	2	V	1	V	5	0	2	14	16
	3 Hein, Harald					0	4	V	5	0	3	V	2	17	17
	4 Beck, Frank					0	4	V	5	0			1	9	14
ITA	5 Numa, Mauro	2	V	0	V	3	V	0	V				4	20	5
	6 Borella, Andrea	5	D	5	D	5	D	5	D				0	12	20
	7 Cerioni, Stefano	2	V	5	D	4	V	4	V				3	16	15
	6 Scuri, Angelo	5	D	2	V	5	D						1	12	12

Men/Foil-Team Final Classification/Aug.07		Hommes/fleuret-equipe Classement final/07 Aout					
RK	CTRY NAME	V	TV	TR	TTR	TD	TTD
1	ITA			8	52	60	
	Numa, Mauro	4		5		20	
	Borella, Andrea	0		20		12	
	Cerioni, Stefano	3		15		16	
	Scuri, Angelo	1		12		12	
	Cipressa, Andrea	0		0		0	
2	FRG		7	60		52	
	Behr, Matthias	2		16		14	
	Gey, Mathias	2		13		12	
	Hein, Harald	2		17		17	
	Beck, Frank	1		14		9	
	Reichert, Klaus	0		0		0	
3	FRA		9	35		54	
	Omnes, Philippe	2		7		12	
	Groc, Patrick	3		9		15	
	Pietruszka, Frederick	2		9		13	
	Jolyot, Pascal	2		10		14	
	Cerboni, Marc	0		0		0	
4	AUT		3	54		35	
	Wendt, Joachim	1		13		8	
	Kotlowski, Dieter	0		15		5	
	Somloi, Georg	1		14		10	
	Biaschka, Robert	1		12		12	
	Loisel, Georg	0		0		0	
5	USA		9	53		58	
	Marx, Michael	3		16		18	
	Massialas, Gregory	2		14		13	
	Lewison, Peter	2		13		16	
	Smith, Mark	2		10		11	
	McCahey, Michael	0		0		0	
6	GBR		6	58		53	
	Gosbee, William	1		17		13	
	Harper, Pierre	3		11		17	
	Bell, Nicholas	0		20		9	
	Bruniges, Robert	2		10		14	
	Paul, Graham	0		5		10	
7	CHN		9	WINNER/VAINQUEUR			
	Chu, Shisheng						
	Cui, Yining						
	Yu, Yifeng						
	Wang, Wei						
	Zhang, Jian						
8	BEL		0	FORFEIT/FORFAIT			
	Soumagne, Thierry						
	Joos, Peter						
	Joos, Stefan						
	Ganeff, Stephane						
9	JPN						
	Azuma, Nobuyuki						
	Kanatsu, Yoshihiko						
	Koyasu, Hidehachi						
	Shimokawa, Tadashi						
	Umezawa, Kenichi						
10	ARG						
	Gaspar, Csaba O.						
	Lucchetti, Sergio A.						
	Magnasco, Marcelo M.						
	Turiace, Sergio R.						
11	KUW						
	Al-Ahmad, Ahmad						
	Al-Awadhi, Khaled						
	Al-Khawaja, Ali						
	Al-Mutawa, Kifah						
	Ghouloum, Mohammad						
12	EGY						
	Diab, Ahmed						
	Elhousseiny, Abdelmonem						
	Refat, Belal						
	Soliman, Khaled						
13	LIB						
	Darricau, Henri						
	Darricau, Yves Daniel						
	Haddad, Dany						
	Youssef, Michel						
14	HKG						
	Cunningham, Denis						
	Ko, Yin-Fai						
	Lai, Yee-Lap						
	Lam, Tak-Chuen						

Sabre-Team Preliminary Round 1 Pool A Match 1 /Aug. 06		Sabre-equipe Preliminaire tour 1 poule a match 1/08 Aout														
CTRY	NAME	1	2	3	4	5	6	7	8	V	TD	TR				
FRA	1 Lamour, Jean Francois					1	V	3	V	1	V	2	V	4	20	7
	2 Ducheix, Franck					1	V	3	V	5	D	5	D	2	18	14
	3 Guichot, Pierre					2	*V	5	D	5	D	1		1	12	12
	4 Delrieu, Philippe					3	V	1	V	5	D	2		2	14	9
CAN	5 Banos, Jean-Mane	5	*D	5	D	5	*D	5	D				5	42	64	
	6 Sukunda, Eli	5	D	5	D	3	V	5	D				0	7	20	
	7 Lavoie, Marc	5	D	4	V	4	V						1	12	18	
	8 Marcil, Claude	5	D	4	V	4	V						2	11	13	

* Granger-Veyron substituted for Guichot in bout 3-5 and Banos, J.P substituted for Banos, J.M. in bouts 3-5 and 5-1/Granger-Veyron remplace par Guichot dans le combat numero 3-5 et Banos, J. P remplace par Banos, J. M. dans les combats numeros 3-5 et 5- 1

Sabre-Team Preliminary Round 1 Pool A Match 2/Aug. 08		Sabre-equipe Preliminaire tour 1 poule a match 2/08 Aout														
CTRY	NAME	1	2	3	4	5	6	7	8	V	TD	TR				
FRG	1 Scholz, Freddy					4	V	5	D	4	V	3	V	3	19	16
	2 Volkmann, Jorg					1	V	0	V	5	D	2		3	13	6
	3 Schneider, Dieter					4	V	5	D	3	V	2		2	14	12
	4 Nolte, Jurgen					1	V	5	D	2	V	2		2	13	8
USA	5 Westbrook, Peter	5	D	5	D	5	D	5	D				4	42	59	
	6 Mormando, Steve	4	V	4	V	3	V						0	10	20	
	7 Lofton, Michael	5	D	5	D	5	D						3	15	11	
	8 Reilly, Phillip	5	D	3	V	5	D						0	6	15	

Sabre-Team Preliminary Round 1 Pool A Match 3/Aug.08		Sabre-equipe Preliminaire tour 1 poule a match 3/08 Aout														
CTRY	NAME	1	2	3	4	5	6	7	8	V	TD	TR				
FRA	1 Lamour, Jean Francois					4	V	4	V	3	V	3	V	4	20	14
	2 Ducheix, Franck					5	D	2	V	3	V	2		2	10	10
	3 Guichot, Pierre					5	D	3	V	2	V	2		2	11	10
	4 Delrieu, Philippe					5	D	5	D	4	*V	1		1	10	14
USA	5 Westbrook, Peter	5	D	0	V	1	V	3	V				4	48	51	
	6 Mormando, Steve	5	D	5	D	2	V						3	19	9	
	7 Reilly, Phillip	5	D	5	D	5	*D						1	12	12	
	8 Lofton, Michael	5	D	5	D	5	D						0	9	15	

* Granger-Veyron substituted for Delrieu in bout 4-7/Granger-Veyron remplace par Delrieu dans le combat numero 4-7

* Glucksman substituted for Reilly in bout 4-7/Glucksman remplace par Reilly dans le combat numero 4-7

Sabre-Team Preliminary Round 1 Pool A Match 4/Aug.08		Sabre+equipe Preliminaire tour 1 poule a match 4/08 Aout													
CTRY	NAME	1	2	3	4	5	6	7	8	V	TD	TR			
FRG	1 Scholz, Freddy					0	4	V	3	V	3	V	9	66	61
	2 Stratmann, Jorg					V	5	D	5	D	5	D	1	17	19
	3 Schneider, Dieter					V	1	V	4	V	5	D	3	19	14
	4 Nolte, Jurgen					V	4	V	5	D			2	12	13
CAN	5 Lavoie, Marc	3	V	5	D	5	D	5	D				6	61	66
	6 Sukunda, Eli	5	D	4	*V	5	D	5	D				1	17	18
	7 Banos, Jean-Paul	5	D	4	V	5	D	2	V				1	14	19
	8 Marcil, Claude	5	D	4	V	4	V						2	17	16

* Banos substituted for Sukunda in bout 6-2/Banos remplace par Sukunda dans le combat numero 6-2

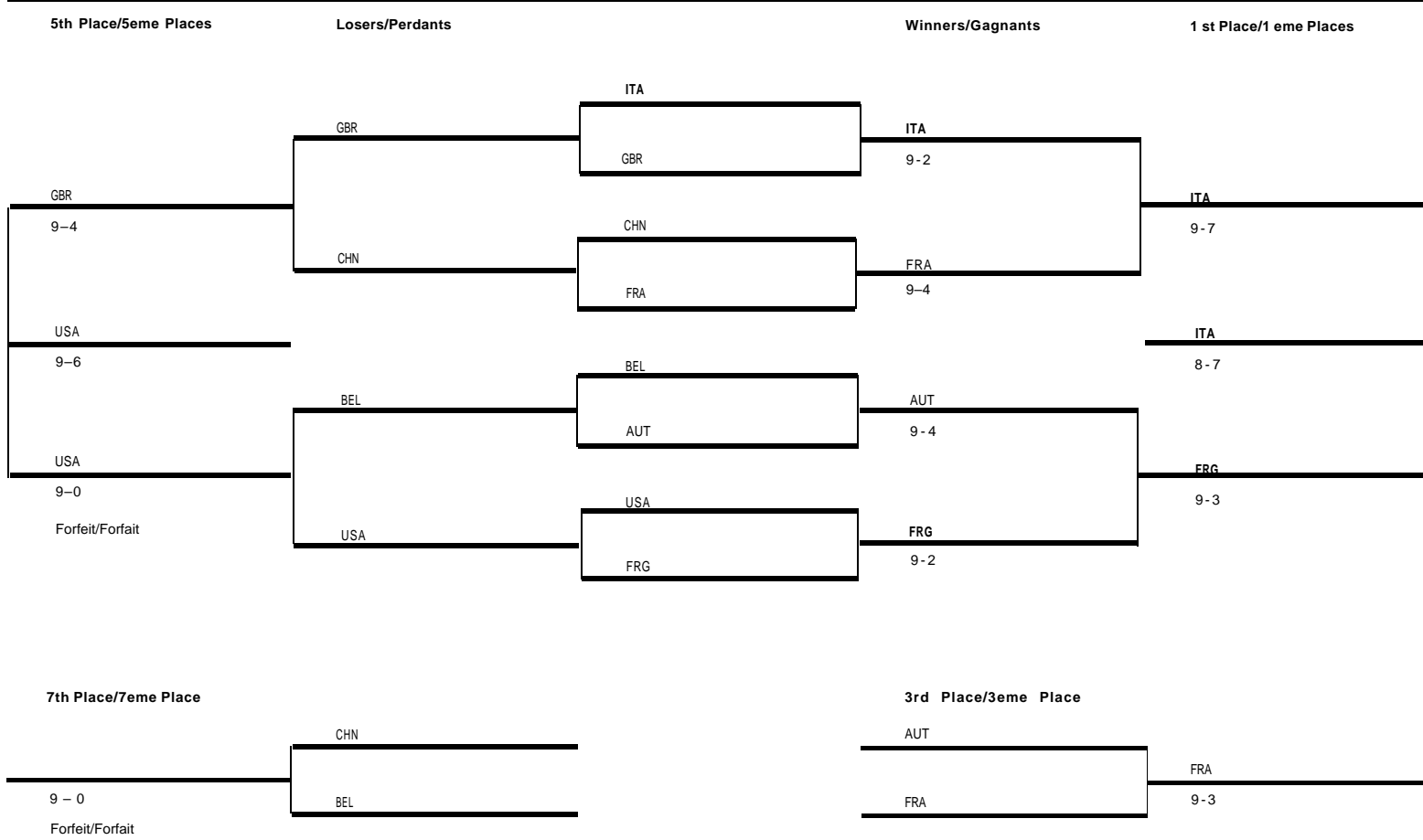
Sabre-Team Preliminary Round 1 Pool A Match 5/Aug.08		Sabre-equipe Preliminaire tour poule a match 5/08 Aout														
CTRY	NAME	1	2	3	4	5	6	7	8	V	TD	TR				
FRG	1 Scholz, Freddy									2		34	51			
	2 Stratmann, Jorg					4	V	5	D	2	V	5	D	1	12	12
	3 Schneider, Dieter					5	D	5	D	5	D	0		5	15	
	4 Nolte, Jurgen					5	D	5	D			0		6	10	
FRA	5 Lamour, Jean Francois												9	51	34	
	6 Granger-Veyron, Herve	4	V	5	D	0	V	2	V				2	14	7	
	7 Guichot, Pierre	5	D	3	V	1	V	4	V				3	15	9	
	8 Delrieu, Philippe	3	V	3	V	4	V						1	7	8	

Fencing

Escrime

Men's Team Foil
Elimination Round Summary August 05

Hommes/fleuret equipe
Sommaire Tours D'elimination Aout 05



Sabre-Team		Sabre-equipe										
Preliminary Round 1 Pool A Match 6/Aug. 08		Preliminaire tour 1 poule a match 6/08 Aout										
CTRY	NAME	1	2	3	4	5	6	7	8	V	TD	TR
USA										9	45	27
	1 Westbrook, Peter					1 V	3 V	3 V		3	15	7
	2 Mormando, Steve				3 V		4 V			2	10	7
	3 Reilly, Phillip				2 V	2 V		1 V		3	15	5
	4 Glucksman, Joel				3*V	5 D				1	5	8
CAN										1	27	45
	5 Lavoie, Marc		5 D	5 D	5 D					0	8	15
	6 Banos, Jean-Paul	5 D		5 D	0 V					1	8	10
	7 Banos, Jean-Mane	5 D	5 D							0	7	10
	8 Marcil, Claude	5 D		5 D						0	4	10

* Lofton substituted for Glucksman in bout 5-4/Lofton remplace par Glucksman dans le combat numero 5-4

Sabre-Team		Sabre-equipe										
Preliminary Round 1 Pool B Match 1/Aug. 08		Preliminaire tour 1 poule b match 1/08 Aout										
CTRY	NAME	1	2	3	4	5	6	7	8	V	TD	TR
ITA										9	60	42
	1 Dalla Barba, Gianfranco				2 V	5 D	2 V	5 D		2	18	14
	2 Scalzo, Giovanni				5 D		3 V	1*V		2	14	9
	3 Aradiacono, Angelo				5 D	2 V		3 V		2	13	10
	4 Meglio, Ferdinando				3 V	2 V	4 V			3	15	9
CHN										4	42	60
	5 Wang, Ruiji	5 D	4 V	3 V	5 D					2	15	17
	6 Chen, Jinchu	4 V		5 D	5 D					1	9	14
	7 Liu, Guozhen	5 D	5 D		5 D					0	9	15
	8 Yang, Shisheng	4 V	5 D	5 D						1	9	14

* Marin substituted for Scalzo in bout 2-8/Marin remplace par Scalzo dans le combat numero 2-8

Sabre-Team		Sabre-equipe										
Preliminary Round 1 Pool B Match 2/Aug. 08		Preliminaire tour 1 poule b match 2/08 Aout										
CTRY	NAME	1	2	3	4	5	6	7	8	V	TD	TR
ROM										9	59	45
	1 Mustata, Marin				3 V	5 D	4 V	1 V		3	18	13
	2 Pop, Ioan				4 V		4 V	5 D		2	14	13
	3 Marin, Corneliu				2 V	2 V		5 D		2	13	9
	4 Chiculita, Alexandru				5 D	2 V	3 V			2	14	10
GBR										4	45	59
	5 Slade, Mark	5 D	5 D	5 D	4 V					1	14	19
	6 Cohen, Richard	3 V		5 D	5 D					1	9	13
	7 Klenerman, Paul	5 D	5 D		5 D					0	11	15
	8 Zarno, John	5 D	4 V	3 V						2	11	12

Sabre-Team		Sabre-equipe										
Preliminary Round 1 Pool B Match 3/Aug. 08		Preliminaire tour 1 poule b match 3/08 Aout										
CTRY	NAME	1	2	3	4	5	6	7	8	V	TD	TR
GBR										0	21	45
	1 Philbin, James						5 D	5 D	5 D	0	3	15
	2 Slade, Mark					5 D		5 D		0	6	10
	3 Cohen, Richard						5 D		5 D	0	5	10
	4 Klenerman, Paul					5 D	5 D			0	7	10
ITA										9	45	21
	5 Dalla Barba, Gianfranco				4 V			3 V		2	10	7
	6 Marin, Marco	1 V			2 V		4 V			3	15	7
	7 Arcidiacono, Angelo	0 V	2 V							2	10	2
	8 Meglio, Ferdinando	2 V			3 V					2	10	5

Sabre-Team		Sabre-equipe										
Preliminary Round 1 Pool B Match 4/Aug. 08		Preliminaire tour 1 poule b match 4/08 Aout										
CTRY	NAME	1	2	3	4	5	6	7	8	V	TD	TR
ROM										9	60	41
	1 Mustata, Marin				3 V	3 V	5 D	3 V		3	19	14
	2 Pop, Ioan				0 V		2 V	5 D		2	13	7
	3 Marin, Corneliu				5 D	3 V		5 D		1	13	13
	4 Szabo, Vilmos				2 V	3 V	2 V			3	15	7
CHN										4	41	60
	5 Wang, Ruiji	5 D	5 D	4 V	5 D					1	10	19
	6 Chen, Jinchu	5 D		5 D	5 D					0	9	15
	7 Liu, Guozhen	4 V	5 D		5 D					1	9	14
	8 Yang, Shisheng	5 D	3 V	4 V						2	13	12

Sabre-Team		Sabre-equipe										
Preliminary Round 1 Pool B Match 5/Aug. 08		Preliminaire tour 1 poule b match 5/08 Aout										
CTRY	NAME	1	2	3	4	5	6	7	8	V	TD	TR
ROM										3	43	54
	1 Mustata, Marin						1 V	5 D	4 V	2	12	10
	2 Pop, Ioan				4 V			5 D	5 D	1	13	14
	3 Marin, Corneliu				5 D	5 D			5 D	0	11	15
	4 Szabo, Vilmos				5 D	5 D	5 D			0	7	15
ITA										9	54	43
	5 Mario, Marco				5 D	3 V	3 V			2	14	11
	6 Dalla Barba, Gianfranco	5 D				4 V	2 V			2	11	11
	7 Scalzo, Giovanni	2 V	4 V				2 V			3	15	8
	6 Meglio, Ferdinando	5 D	4 V	4 V						2	14	13



Sabre-Team		Sabre-equipe										
Preliminary Round 1 Pool B Match 6 / Aug. 08		Preliminaire tour / poule b match 6 / 08 Aout										
CTRY	NAME	1	2	3	4	5	6	7	8	V	TD	TR
CHN										8	63	52
	1 Wang, Ruiji					5 D	1 V	4 V	3 V	3	19	13
	2 Chen, Jinchu					4 V	5 D	5 D	2 V	2	18	16
	3 Yang, Shisheng					5 D	4 V		5 D	1	12	14
	4 Liu, Yunhong					5 D	1 V	3 V		2	14	9
GBR										6	52	63
	5 Slade, Mark	4 V	5 D	4 V	4 V					3	19	17
	6 Cohen, Richard	5 D	4*V	5 D	5 D					1	11	19
	7 Klenerman, Paul	5 D	4 V		5 D					1	12	14
	8 Zamo, John	5 D	5 D	3 V						1	10	13

* Philbin substituted for Cohen in bout 6-2 / Philbin remplace per Cohen dans le combat numero 6-2

Sabre-Team		Sabre-equipe										
Direct Elimination Round 8 (1/4) Match 1 / Aug. 09		Elimination directe tour b (1/4) match 1/09 Aout										
CTRY	NAME	1	2	3	4	5	6	7	8	V	TD	TR
ROM										9	56	44
	1 Mustata, Marin						5 D	2 V	2 V	2	14	9
	2 Pop, Ioan					5 D		4 V	4 V	2	14	13
	3 Marin, Corneliu					4 V	4 V		4 V	3	15	12
	4 Chiculita, Alexandru					5 D	1 V	4 V		2	13	10
USA										3	44	56
	5 Westbrook, Peter		4 V	5 D	3 V					2	14	12
	6 Mormando, Steve	4 V		5 D	5 D					1	10	14
	7 Lofton, Michael	5 D	5 D		5 D					0	10	15
	8 Reilly, Phillip	5 D	5 D	5 D						0	10	15

Sabre-Team		Sabre-equipe										
Direct Elimination Round B (1/4) Match 2 / Aug. 09		Elimination directe tour b (1/4) match 2 / 09 Aout										
CTRY	NAME	1	2	3	4	5	6	7	8	V	TD	TR
FRG										9	52	37
	1 Scholz, Freddy						2 V	4 V	1 V	3	15	7
	2 Volkman, Jorg					5 D		5 D	5*0	0	7	15
	3 Schneider, Dieter					4 V	2 V		3 V	3	15	9
	4 Nolte, Jurgen					2 V	2 V	2 V		3	15	6
CHN										3	37	52
	5 Wang, Ruiji		2 V	5 D	5 D					1	11	12
	6 Chen, Jinchu	5 D		5 D	5 D					0	6	15
	7 Liu, Guozhen	5 D	3 V		5 D					1	11	13
	8 Yang, Shisheng	5 D	2 V	5 D						1	9	12

* Stratmann substituted for Volkman in bout 2-8 / Stratmann remplace par Volkman dans le combat numero 2-8

Sabre-Team		Sabre-equipe										
Direct Elimination Round C (1/2) Match 1 / Aug. 09		Elimination directe tour c (1/2) match 1 / 09 Aout										
CTRY	NAME	1	2	3	4	5	6	7	8	V	TD	TR
FRA										9	54	47
	1 Lamour, Jean Francois					4 V	4 V	4 V	3 V	4	20	15
	2 Guichot, Pierre					5 D		3 V	0 V	2	12	8
	3 Granger-Veyron, Herve					5 D	2 V		5 D	1	9	12
	4 Delrieu, Philippe					4 V	5 D	3 V		2	13	12
ROM										4	47	54
	5 Mustata, Marin	5 D	2 V	1 V	5 D					2	18	13
	6 Pop, Ioan	5 D		5 D	3 V					1	11	13
	7 Chiculita, Alexandru	5 D	5 D		5 D					0	10	15
	8 Marin, Corneliu	5 D	5 D	3 V						1	8	13

Sabre-Team		Sabre-equipe										
Direct Elimination Round C (1/2) Match 2 / Aug. 09		Elimination directe tour c (1/2) match 2 / 09 Aout										
CTRY	NAME	1	2	3	4	5	6	7	8	V	TD	TR
FRG										3	35	56
	1 Scholz, Freddy						5 D	5 D	5 D	0	7	15
	2 Nolte, Jurgen					5 D		3 V	5 D	1	10	13
	3 Schneider, Dieter					4 V	4 V		5 D	2	10	13
	4 Stratmann, Jorg					5 D	5 D	5 D		0	8	15
ITA										9	56	35
	5 Dalla Barba, Gianfranco		3 V	5 D	3 V					2	14	11
	6 Scalzo, Giovanni	3*V		5 D	2 V					2	14	10
	7 Arcidiacono, Angelo	3 V	5 D		3 V					2	13	11
	8 Meglio, Ferdinando	1 V	2 V	0 V						3	15	3

* Marin substituted for Scalzo in bout 1-6 / Marin remplace par Scalzo dans le combat numero 1-6

Sabre-Team		Sabre-equipe										
Match For 5th Place / Aug. 09		Rencontre pour 5eme place / 09 Aout										
CTRY	NAME	1	2	3	4	5	6	7	8	V	TD	TR
CHN										9	63	65
	1 Wang, Ruiji					5 D	5 D	2 V	4 V	2	16	16
	2 Chen, Jinchu					5 D	5 D	4 V	4 V	2	15	18
	3 Yang, Shisheng					4 V	4 V	0 V	5 D	3	19	13
	4 Liu, Guozhen					4 V	5 D	5 D	4 V	2	13	18
USA										7	65	63
	5 Westbrook, Peter	4 V	1 V	5 D	5 D					2	18	15
	6 Mormando, Steve	2 V	4 V	5 D	2 V					3	19	13
	7 Reilly, Phillip	5 D	5 D	5 D	1 V					1	11	16
	8 Glucksman, Joel	5 D	5 D	4 V	5*D					1	17	19

* Lofton substituted for Glucksman in bout 8-4 / Lofton remplace pour Glucksman dans le combat numero 8-4

Sabre-Team		Sabre-equipe										
Match For 3rd Place / Aug. 09		Rencontre pour 3eme place / 09 Aout										
CTRY	NAME	1	2	3	4	5	6	7	8	V	TD	TR
FRG										7	52	58
	1 Schneider, Dieter					5 D	3 V	5 D	2 V	2	14	15
	2 Nolte, Jurgen					5 D	1 V	5 D	2 V	2	16	13
	3 Scholz, Freddy					4 V	5 D	5 D	2 V	2	13	16
	4 Stratmann, Jorg					4 V	5 D	5 D		1	9	14
ROM										8	58	52
	5 Mustata, Marin	3 V	2 V	5 D	5 D					2	18	15
	6 Pop, Ioan	5 D	5 D	2 V	4 V					2	14	16
	7 Chiculita, Alexandru	1 V	4 V	1 V	0 V					4	20	6
	8 Marin, Corneliu	5 D	5 D	5 D						0	6	15

Sabre-Team		Sabre-equipe										
Final / Aug. 09		Finale / 09 Aout										
CTRY	NAME	1	2	3	4	5	6	7	8	V	TD	TR
FRA										3	44	57
	1 Lamour, Jean Francois						4 V	5 D	5 D	1	13	14
	2 Guichot, Pierre					5 D		4 V	5 D	1	12	14
	3 Granger-Veyron, Herve					5 D	5 D		4 V	1	11	14
	4 Delrieu, Philippe					5 D	5 D	5*D		0	8	15
ITA										9	57	44
	5 Marin, Marco		4 V	4 V	2 V					3	15	10
	6 Dalla Barba, Gianfranco	5 D		2 V	2 V					2	14	9
	7 Scalzo, Giovanni	4 V	5 D		4 V					2	14	13
	8 Meglio, Ferdinando	4 V	3 V	5 D						2	14	12

* Ducheix replaced Delrieu in bout 7-4 / Ducheix remplace par Delrieu dans le combat numero 7-4

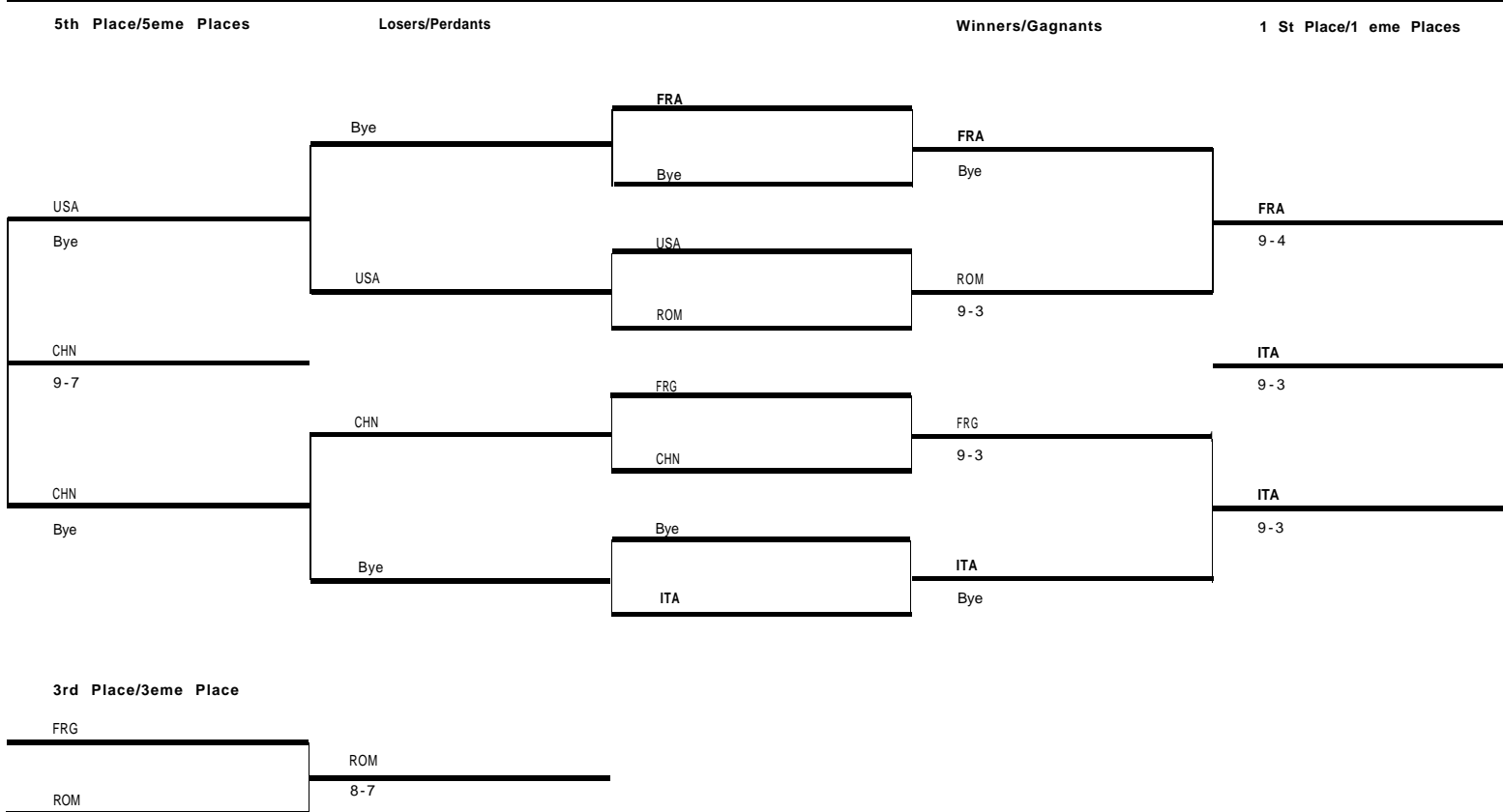
Sabre-Team		Sabre-equipe											
Final Classification / Aug. 09		Classement final / 09 Aout											
RK	CTRY	NAME	1	2	3	4	5	6	7	8	V	TD	TR
1	ITA										9	44	57
		Marin, Marco					3	44	10	15			
		Dalla Barba, Gianfranco					2	9		14			
		Scalzo, Giovanni					2	13		14			
		Meglio, Ferdinando					2	12		14			
		Arcidiacono, Angelo					0	0		0			
2	FRA										3	57	44
		Lamour, Jean Francois					1	14		13			
		Guichot, Pierre					1	14		12			
		Granger-Veyron, Herve					1	14		11			
		Delrieu, Philippe					0	15		8			
		Ducheix, Franck					0	0		0			
3	ROM										8	52	58
		Mustata, Marin					2	15		18			
		Pop, Ioan					2	16		14			
		Chiculita, Alexandru					4	6		20			
		Marin, Corneliu					0	15		6			
4	FRG										7	58	52
		Schneider, Dieter					2	15		14			
		Nolte, Jurgen					2	13		16			
		Scholz, Freddy					2	16		13			
		Stratmann, Jorg					1	14		9			
		Volkman, Jorg					0	0		0			
5	CHN										9	65	63
		Wang, Ruiji					2	16		16			
		Chen, Jinchu					2	18		15			

Fencing

Escrime

Men's Team Sabre
Elimination Round Summary August 09

Hommes/sabre equipe
Sommaire Tours D'elimination Aout 09



3rd Place/3eme Place

Epee-Team Preliminary Round 1 Pool A Match 1 /Aug. 10		Epee-equipe Preliminaire tour 1 poule a match 1/10 Aout										
CTRY NAME		1	2	3	4	5	6	7	8	V	TD	TR
FRA										9	45	19
	1 Lenglet, Olivier					3 V	3 V	2 V		3	15	8
	2 Henry, Jean Michel			3 V			2 V			2	10	5
	3 Salesse, Michel					3 V		0 V		2	10	3
	4 Boisse, Philippe					2 V	1 V			2	10	3
SAU										0	19	45
	5 Aldossary, Nassar		5 D		5 D					0	5	10
	6 Aboali, Mohamab	5 D		5 D	5 D					0	7	15
	7 Alrasheed, Rashid Fahad	5 D	5 D							0	5	10
	8 Bubashit, Jam	5 D		5 D						0	2	10

Epee-Team Preliminary Round 1 Pool A Match 2/Aug. 10		Epee-equipe Preliminaire tour 1 poule a match 2/10 Aout										
CTRY NAME		1	2	3	4	5	6	7	8	V	TD	TR
CHN										9	54	36
	1 Zong, Xiangqing					3 V	2 V	0 V	5 D	3	18	10
	2 Cui, Yining			5 D		5 D		2 V	2 V	2	12	9
	3 Pang, Jin			2 V	5 D			1 V		2	13	8
	4 Zhao, Lizhong			2 V	5 D	2 V				2	11	9
USA										4	36	54
	5 Marx, Robert	5 D	2 V	5 D	5 D					1	12	17
	6 Trevor, Stephen	5 D		3 V	1 V					2	12	9
	7 Schifrin, Peter	5 D	5 D		5 D					0	4	15
	8 Shelley, C. Lee	3 V	5 D	5 D						1	8	13

* Moreau substituted for Schifrin in bout 4-7/Moreau remplace pour Schifrin dans le combat numero 4-7

Epee-Team Preliminary Round 1 Pool A Match 3/Aug. 10		Epee-equipe Preliminaire tour 1 poule a match 3/10 Aout										
CTRY NAME		1	2	3	4	5	6	7	8	V	TD	TR
FRA										8	59	59
	1 Lenglet, Olivier					3 V	5 V	0 V	0 V	4	20	8
	2 Henry, Jean Michel			5 D	4 V	5 D	5 D			1	14	19
	3 Salesse, Michel			5 D	5 D	5 D	4 V			1	11	19
	4 Boisse, Philippe			5 D	5 D	1 V	2 V			2	14	13
USA										8	59	59
	5 Trevor, Stephen	5 D	1 V	2 V	3 V					3	18	11
	6 Marx, Robert	5 D	5 D	2 V	1 V					2	19	13
	7 Shelley, C. Lee	5 D	4 V	2 V	5 D					2	11	16
	8 Moreau, John	5 D	4 V	5 D	5 D					1	11	19

* Riboud substituted for Henry in bout 6-2/Riboud remplace pour Henry dans le combat number 6-2

* Schifrin substituted for Moreau in bout 8-4/Schifrin remplace pour Moreau dans le combat numero 8-4

Epee-Team Preliminary Round 1 Pool A Match 4/Aug. 10		Epee-equipe Preliminaire tour 1 poule a match 4/10 Aout										
CTRY NAME		1	2	3	4	5	6	7	8	V	TD	TR
SAU										0	12	45
	1 Aldossary, Nassar A					5 D	5 D	5 D		0	3	15
	2 Aboali, Mohamab					5 D		5 D		0	2	10
	3 Almsheed, Rashid Fahad					5 D		5 D		0	4	10
	4 Bubashit, Jamil M					5 D	5 D			0	3	10
CHN										9	45	12
	5 Zong, Xiangqing		2 V		1 V					2	10	3
	6 Cui, Yining	0 V		3 V	2 V					3	15	5
	7 Zhao, Lizhong	1 V	0 V							2	10	1
	8 Pang, Jin	2 V		1 V						2	10	3

Epee-Team Preliminary Round Pool A Match 5/Aug. 10		Epee-equipe Preliminaire tour 1 poule a match 5/10 Aout										
CTRY NAME		1	2	3	4	5	6	7	8	V	TD	TR
FRA										9	46	28
	1 Lenglet, Olivier					0 V	4 V	3 V		3	15	7
	2 Riboud, Philippe			3 V		3 V				2	10	6
	3 Boisse, Philippe			3 V	5 D			3 V		2	11	11
	4 Salesse, Michel			3 V	1 V					2	10	4
CHN										1	28	46
	5 Zong, Xiangqing		5 D	5 D	5 D					0	9	15
	6 Cui, Yining	5 D		1 V	5 D					1	6	11
	7 Zhao, Lizhong	5 D	5 D							0	7	10
	8 Pang, Jin	5 D		5 D						0	6	10

Epee-Team Preliminary Round 1 Pool A Match 6/Aug. 10		Epee-equipe Preliminaire tour 1 poule a match 6/10 Aout										
CTRY NAME		1	2	3	4	5	6	7	8	V	TD	TR
SAU										5	38	58
	1 Alrasheed, Rashid Fahad					5 D	5 D	4 V	4 V	2	15	18
	2 Aboali, Mohamab					5 D		4 V	5 D	1	7	14
	3 Bubashit, Jamil M					3 V	5 D		5 D	1	10	13
	4 Aldossary, Nassar A					5 D	3 V	5 D		1	6	13
USA										8	58	38
	5 Trevor, Stephen	1 V	1 V	5 D	1 V					3	18	8
	6 Marx, Robert	4 V		1 V	5 D					2	13	10
	7 Shelley, C. Lee	5 D	5 D		0 V					1	13	10
	8 Schifrin, Peter	5 D	1 V	4 V						2	14	10



Epee-Team		Epee-equipe										
Preliminary Round 1 Pool B Match 1 /Aug. 10		Preliminaire tour 1 poule b match 1 / 10 Aout										
CTRY NAME		1	2	3	4	5	6	7	8	V	TD	TR
FRG										9	49	21
	1 Pusch, Alexander					2 V	5 D	3 V		2	14	10
	2 Borrmann, Elmar				0 V		1 V			2	10	1
	3 Nickel, Rafael				3 V	1 V		1 V		3	15	5
	4 Heer, Gerhard				2 V	3 V				2	10	5
HKG										1	21	49
	5 Cunningham, Denis		5 D	5 D	5 D					0	5	15
	6 Liu, Chi-On		5 D		5 D					0	6	15
	7 Lai, Yee-Lap		4 V	5 D						1	6	9
	8 Lam, Tak-Chuen		5 D		5 D					0	4	10

Epee-Team		Epee-equipe										
Preliminary Round 1 Pool B Match 2/Aug. 10		Preliminaire tour 1 poule b match2/ 10 Aout										
CTRY NAME		1	2	3	4	5	6	7	8	V	TD	TR
NOR										4	46	58
	1 Koppang, Nils					D	5 D	5 D	4 V	1	15	19
	2 Vonen, Baard					0		3 V	2 V	2	13	10
	3 Schjott, Ivar August					*V	5 D		5 D	1	8	14
	4 Pedersen, John Hugo					D	5 D	5 D		0	10	15
GBR										9	58	46
	5 Mallett, Neal		3 V	3 V	5 D	3 V				3	19	14
	6 Paul, Steven		3 V		1 V	3 V				3	15	7
	7 Johnson, William		4 V	5 D		4 V				2	13	13
	8 Llewellyn, John		5 D	5 D	2 V					1	11	12

* Frisvold substituted for Schjott in bout 3-5/Frisvold remplace pour Schjott dans le combat numero 3-5

Epee-Team		Epee-equipe										
Preliminary Round 1 Pool B Match 3/ Aug. 10		Preliminaire tour 1 poule b match 3/10 Aout										
CTRY NAME		1	2	3	4	5	6	7	8	V	TD	TR
NOR										2	32	47
	1 Koppang, Nils					5 D	1 V	5 D		1	13	11
	2 Vonen, Baard				5 D		1 V	5 D		1	9	11
	3 Frisvold, Paal				5 D	5 D		5 D		0	10	15
	4 Pedersen, John Hugo				5 D	5 D				0	0	10
FRG										9	47	32
	5 Pusch, Alexander		1 V	3 V	0 V					3	15	4
	6 Borrmann, Elmar		4 V		4 V	0 V				3	15	8
	7 Heer, Gerhard		5 D	5 D						0	2	10
	8 Nickel, Rafael		4 V	3 V	3 V					3	15	10

* Schjott substituted for Pedersen in bout 5-4/Schjott remplace pour Pedersen dans le combat numero 5-4

Epee-Team		Epee-equipe										
Preliminary Round 1 Pool B Match 4/Aug. 10		Preliminaire tour 1 poule b match 4/10 Aout										
CTRY NAME		1	2	3	4	5	6	7	8	V	TD	TR
HKG										0	22	45
	1 Liu, Chi-On					5 D	5 D	5 D		0	10	15
	2 Cunningham, Denis				5 D		5 D			0	5	10
	3 Lam, Tak-Chuen					5 D		5 D		0	4	10
	4 Lai, Yee-Lap				5 D	5 D				0	3	10
GBR										9	45	22
	5 Mallett, Neal		2 V		1 V					2	10	3
	6 Paul, Steven		5 V		1 V	2 V				3	15	8
	7 Johnson, William		4 V	3 V						2	10	7
	8 Llewellyn, John		1 V		3 V					2	10	4

Epee-Team		Epee-equipe										
Preliminary Round 1 Pool B Match 5/Aug. 10		Preliminaire tour 1 poule b match 5/10 Aout										
CTRY NAME		1	2	3	4	5	6	7	8	V	TD	TR
GBR										3	35	53
	1 Johnson, William					5 D	3 V	2 V		2	10	10
	2 Mallett, Neal				5 D		5 D	3 V		1	11	13
	3 Llewellyn, John				5 D	5 D		5 D		0	4	15
	4 Paul, Steven				5 D	5 D	5 D			0	10	15
FRG										9	53	35
	5 Pusch, Alexander		3 V	1 V	3 V					3	15	7
	6 Borrmann, Elmar		0 V		2 V	5 V				3	15	7
	7 Nickel, Rafael		5 D	3 V		2 V				2	13	10
	8 Fischer, Volker		5 D	5 D	1 V					1	10	11

* Stanbury substituted for Llewellyn in bout 3-5/Stanbury remplace pour Llewellyn dans le combat numero 3-5

Epee-Team		Epee-equipe										
Preliminary Round Pool B Match 6/Aug. 10		Preliminaire tour 1 poule b match 6/10 Aout										
CTRY NAME		1	2	3	4	5	6	7	8	V	TD	TR
HKG										2	27	51
	1 Liu, Chi-On					5 D	5 D	2 V		1	8	12
	2 Cunningham, Denis				5 D		5 D	5 D		0	10	15
	3 Lam, Tak-Chuen				5 D	5 D		5 D		0	3	15
	4 Lai, Yee-Lap				4 V	5 D				1	6	9
NOR										9	51	27
	5 Koppang, Nils		4 V	1*V	5 D					2	14	10
	6 Vonen, Baard		1 V		1 V	1 V				3	15	3
	7 Schjott, Ivar August		2 V	3 V						2	10	5
	8 Frisvold, Paal		5 D	3 V	1 V					2	12	9

* Pedersen substituted for Koppang in bout 3-5/Pedersen remplace pour Koppang dans le combat numero 3-5

Epee-Team		Epee-equipe										
Preliminary Round 1 Pool C Match 1 /Aug. 10		Preliminaire tour 1 poule c match 1 / 10 Aout										
CTRY NAME		1	2	3	4	5	6	7	8	V	TD	TR
ARG										1	30	48
	1 Magnasco, Marcelo M.					5 D	5 D	5 D		0	10	15
	2 Gaspar, Csaba O.				5 D		5 D			0	5	10
	3 Lucchetti, Sergio A.				5 D	3 V		5 D		1	11	13
	4 Turiace, Sergio R.				5 D	5 D				0	4	10
ITA										9	48	30
	5 Mazzoni, Angelo		2 V	5 V	3 V					3	15	10
	6 Ferro, Cosimo		4 V		5 D	1 V				2	13	10
	7 Manzi, Roberto		2 V	3 V						2	10	5
	8 Cuomo, Sandro		4 V		1 V					2	10	5

Epee-Team		Epee-equipe										
Preliminary Round 1 Pool C Match 2/Aug. 10		Preliminaire tour 1 poule c match 2/ 10 Aout										
CTRY NAME		1	2	3	4	5	6	7	8	V	TD	TR
CAN										8	50	24
	1 Cote, Alain						1 V	1 V	5 D	2	15	7
	2 Cardyn, Jacques				3 V		2 V			2	10	5
	3 Perreault, Daniel				0 V	0 V		3 V		3	15	3
	4 Chouinard, Jean-Marc				5 D	4 V				1	10	9
EGY										0	24	50
	5 Salem, Abdelmonem		5 D	5 D	5 D					0	8	15
	6 Aly, Ihab		5 D		5 D	5 D				0	5	15
	7 Diab, Ahmed		5 D	5 D						0	3	10
	8 Soliman, Khaled		5 D		5 D					0	8	10

Epee-Team		Epee-equipe										
Preliminary Round 1 Pool C Match 3/Aug. 10		Preliminaire tour 1 poule c match 3/10 Aout										
CTRY NAME		1	2	3	4	5	6	7	8	V	TD	TR
ITA										9	45	19
	1 Mazzoni, Angelo					4 V	1 V	1 V		3	15	6
	2 Manzi, Roberto				4 V		2 V			2	10	6
	3 Ferro, Cosimo					1 V		2 V		2	10	3
	4 Cuomo, Sandro				2 V	2 V				2	10	4
EGY										0	19	45
	5 Aly, Ihab		5 D		5 D					0	6	10
	6 Soliman, Khaled		5 D		5 D	5 D				0	7	15
	7 Diab, Ahmed		5 D	5 D						0	3	10
	8 Salem, Abdelmonem		5 D		5 D					0	3	10

Epee-Team		Epee-equipe										
Preliminary Round 1 Pool C Match 4/Aug. 10		Preliminaire tour 1 poule c match 4/ 10 Aout										
CTRY NAME		1	2	3	4	5	6	7	8	V	TD	TR
ARG										3	46	57
	1 Lucchetti, Sergio A.					5 D	5 D	5 D	3 V	1	16	18
	2 Magnasco, Marcelo M.				5 D		5 D	0 V		1	11	10
	3 Gaspar, Csaba O.				5 D	5 D		5 D		0	7	15
	4 Turiace, Sergio R.				5 D	5 D	4 V			1	12	14
CAN										8	57	46
	5 Dessureault, Michel		4 V	3 V	1 V	2 V				4	20	10
	6 Cote, Alain		2 V		2 V	5 D				2	15	9
	7 Cardyn, Jacques		5 D	3 V		5 D				1	14	13
	8 Perreault, Dame		5 D	5 D	4 V					1	8	14

Epee-Team		Epee-equipe										
Preliminary Round 1 Pool C Match 5/Aug. 10		Preliminaire tour 1 poule c match 5/ 10 Aout										
CTRY NAME		1	2	3	4	5	6	7	8	V	TD	TR
CAN										5	52	57
	1 Cardyn, Jacques					5 D	5 D	5 D	5 D	0	13	20
	2 Dessure											

Fencing

Epee-Team		Epee-equipe										
Preliminary Round 1 Pool C Match 6/Aug. 10		Preliminaire tour 1 poule c match 6/10 Aout										
CTRY	NAME	1	2	3	4	5	6	7	8	V	TD	TR
EGY										9	59	48
	1 Salem, Abdelmonem					3 V	5 D	3 V	3 V	3	19	14
	2 Diab, Ahmed					2 V		5 D	3 V	2	14	10
	3 Soliman, Khaled					4 V	5 D		3 V	2	13	12
	4 Aly, Ihab					5 D	3 V	4 V		2	13	12
ARG										4	48	59
	5 Lucchetti, Sergio A.	5 D	5 D	5 D	3 V					1	14	18
	6 Magnasco, Marcelo M.	4 V		3 V	5 D					2	13	12
	7 Gaspar, Csaba O.	5 D	4 V		5 D					1	12	14
	8 Turiace, Sergio R.	5 D	5 D	5 D						0	9	15

Epee-Team		Epee-equipe										
Preliminary Round 1 Pool D Match 1 /Aug. 10		Preliminaire tour 1 poule d match 1/10 Aout										
CTRY	NAME	1	2	3	4	5	6	7	8	V	TD	TR
SUI										9	56	38
	11 Carrard, Olivier					5 V	4 V	4 V		3	15	13
	2 Suchanecki, Francois				3 V		2 V	2 V		3	15	7
	3 Giger, Daniel				0 V	5 D		2 V		2	14	7
	4 Nigon, Gabriel				5 D	5 D	1*V			1	12	11
KUW										3	38	56
	5 Hassan, Kazem		5 D	5 D	4 V					1	8	14
	6 Thuwaini, Mohammad	5 D		4 V	3 V					2	15	12
	7 Al-Khurafi, Osama	5 D	5 D		5 D					0	7	15
	8 Hassan, Ali	5 D	5 D	5 D						0	8	15

* Poffet substituted for Nigon in bout 4-7/Poffet remplace pour Nigon dans le combat numero 4-7

Epee-Team		Epee-equipe										
Preliminary Round 1 Pool D Match 2/Aug. 10		Preliminaire tour 1 poule d match 2/10 Aout										
CTRY	NAME	1	2	3	4	5	6	7	8	V	TD	TR
SWE										3	49	61
	1 Hjerpe, Kent				5 D	5 D	3 V	5 D		1	15	18
	2 Bergstrom, Jerri				5 D	4 V	4 V	3 V		1	9	14
	3 Rosen, Jonas				4 V	5 D		5 D		1	13	14
	4 Forslow, Greger				5 D	5 D	5 D			0	12	15
KOR										7	61	49
	5 Lee, Il-Hee	3 V	4 V	5 D	4 V					3	19	16
	6 Kim, Bong-Man	2 V		3 V	5 D					2	15	10
	7 Yoon, Nam-Jin	5 D	5 D		3 V					1	12	13
	8 Kim, Sung-Moon	5 D	0 V	5 D						1	15	10

Epee-Team		Epee-equipe										
Preliminary Round 1 Pool D Match 3/Aug. 10		Preliminaire tour 1 poule d match 3/10 Aout										
CTRY	NAME	1	2	3	4	5	6	7	8	V	TD	TR
SUE										8	58	55
	1 Vaggo, Bjorne				0 V	5 D	5 D	5 D		1	13	15
	2 Bergstrom, Jerri				5 D	4 V	4 V	3 V		3	17	16
	3 Hjerpe, Kent				4 V	5 D		5 D		1	13	14
	4 Rosen, Jonas				4 V	5 V	1 V			3	15	10
SUI												
	5 Suchanecki, Francois	5 D	2 V	5 D	5							
	6 Poffet, Michel	5 D	5 D	3 V	5							
	7 Canard, Olivier	1 V	5 D		5							
	8 Giger, Daniel	2 V	5 D	5 D								

Epee-Team		Epee-equipe										
Preliminary Round 1 Pool D Match 4/Aug. 10		Preliminaire tour 1 poule d match 4/10 Aout										
CTRY	NAME	1	2	3	4	5	6	7	8	V	TD	TR
KOR										9	49	21
	1 Yoon, Nam-Jin					4 V	1 V	1 V		3	15	6
	2 Lee, Il-Hee				3 V		0 V			2	10	3
	3 Kim, Sung-Moon				3 V	5 D		1 V		2	14	9
	4 Min, Kyung-Seung				1 V	2 V				2	10	3
KUW										1	21	49
	5 Thuwaini, Mohammad		5 D	5 D	5 D					0	7	15
	6 Hassan, Kazem	5 D		4 V	5 D					1	11	14
	7 Hassan, Ali	5 D	5 D							0	1	10
	8 Al-Sayegh, Abdul-Nasser	5 D		5 D						0	2	10

Escrime

Epee-Team		Epee-equipe										
Preliminary Round 1 Pool D Match 5/Aug. 10		Preliminaire tour 1 poule d match 5 / 10 Aout										
CTRY	NAME	1	2	3	4	5	6	7	8	V	TD	TR
KOR										5	53	58
	1 Kim, Sung-Moon					5 D	4 V	5 D	5 D	1	15	19
	2 Lee, Il-Hee					5 D	5 D	5 D	3 V	1	14	18
	3 Min, Kyung-Seung					1*V	5*D		5 D	1	10	11
	4 Yoon, Nam-Jin					1 V	5 D	4 V		2	14	10
SUI										9	58	53
	5 Canard, Olivier	4 V	2 V	5 D	5 D					2	12	16
	6 Poffet, Michel	5 D	3 V	2 V	4 V					3	19	14
	7 Suchanecki, Francois	3 V	4 V		5 D					2	14	12
	8 Giger, Daniel	3 V	5 D	3 V						2	13	11

* Kim substituted for Min in bouts 3-5 and 6-3/Kim remplace pour Min dans les combats numeros 3-5 et 6-3

Epee-Team		Epee-equipe										
Preliminary Round 1 Pool D Match 6/Aug. 10		Preliminaire tour 1 poule d match 6/10 Aout										
CTRY	NAME	1	2	3	4	5	6	7	8	V	TD	TR
KUW										2	21	52
	1 Hassan, Kazem						5 D	4 V	5 D	1	11	14
	2 Thuwaini, Mohammad				5 D			5 D	5 D	0	1	15
	3 Al-Khurafi, Osama				3 V	5 D		5 D		1	8	13
	4 Hassan, Ali				5 D	5 D				0	1	10
SWE										9	52	21
	5 Vaggo, Bjorne		0 V	5 D	0 V					2	13	5
	6 Bergstrom, Jerri	3 V		3 V	1 V					3	15	7
	7 Hjerpe, Kent	5 D	0 V							1	9	5
	8 Rosen, Jonas	3 V	1 V	0 V						3	15	4

Epee-Team		Epee-equipe										
Direct Elimination Round B (1/4) Match 1 /Aug. 11		Elimination directe tour b (1/4) match 1 / 11 Aout										
CTRY	NAME	1	2	3	4	5	6	7	8	V	TD	TR
FRG										9	50	27
	1 Pusch, Alexander						1 V	2 V	1 V	3	15	4
	2 Bormann, Elmar				1 V			1 V	1 V	3	15	3
	3 Fischer, Volker				3 V	5 D		3 V		2	14	11
	4 Nickel, Rafael				5 D	4 V				1	6	9
CHN										2	27	50
	5 Zong, Xiangqing		5 D	5 D	1 V					1	9	11
	6 Cui, Yining	5 D		4 V	5 D					1	10	14
	7 Zhao, Lizhong	5 D	5 D							0	3	10
	8 Pang, Jin	5 D	5 D	5 D						0	5	15

Epee-Team		Epee-equipe										
Direct Elimination Round B (1/4) Match 2/Aug. 11		Elimination directe tour b (1/4) match 2/ 11 Aout										
CTRY	NAME	1	2	3	4	5	6	7	8	V	TD	TR
SUE										2	35	48
	1 Vaggo, Bjorne					5 D	5 D	5 D		0	10	15
	2 Rosen, Jonas				5 D			5 D	5 D	0	9	15
	3 Hjerpe, Kent				2 V	5 D		1 V		2	11	8
	4 Bergstrom, Jerri				5 D	5 D				0	5	10
ITA										9	48	35
	5 Mazzoni, Angelo		3 V	5 D	3 V					2	12	11
	6 Bellone, Stefano	3 V		1 V	2 V					3	15	6
	7 Manzi, Roberto	3 V	3 V							2	10	6
	8 Cuomo, Sandro	4 V	3 V	5 D						2	11	12

Epee-Team		Epee-equipe										
Direct Elimination Round B (1/4) Match 3/Aug. 11		Elimination directe tour b (1/4) match 3/11 Aout										
CTRY	NAME	1	2	3	4	5	6	7	8	V	TD	TR
KOR										5	56	68
	1 Lee, Il-Hee					5 V	5 D	5 D	5 D	1	11	20
	2 Yoon, Nam-Jin					4 V	5 D	5 D	5 D	1	17	19
	3 Kim, Bong-Man					5 D	2 V	5 D	3 V	2	14	15
	4 Kim, Sung-Moon					5 D	5 D	4*V		1	14	14
CAN										8	68	56
	5 Chouinard, Jean-Marc	5 D	5 D	3 V	4 V					2	19	17
	6 Cow, Alain	2*V	4*V	5 D	5 D					2	17	16
	7 Dessureault, Michel	1 V	3 V	1 V	5 D					3	19	10
	8 Perreault, Daniel	3 V	5 D	5 D						1	13	13

* Min substituted for S. M. Kim in bout 4-7/Min remplace pour S. M. Kim dans le combat 4-7

* Cardyn substituted for Cote in bouts 1-6 and 6-2/Cardyn remplace pour Cote dans les combats 1-6 et 6-2



Epee-Team
Direct Elimination Round B(1/4) Match 4/Aug. 11

CTRY	NAME	1	2	3	4	5	6	7	8	V	TD	TR
FRA										9	56	36
	1 Lenglet, Olivier					3 V	2 V	3 V		3	15	8
	2 Boisse, Philippe				2 V		2 V	5 D		2	13	9
	3 Henry, Jean Michel				3*V	5 D		5 D		1	13	13
	4 Salesse, Michel				1 V	2 V	3 V			3	15	6
GBR										3	36	56
	5 Johnson, William		5 D	5 D	5 D					0	6	15
	6 Llewellyn, John	5 D		4 V	5 D					1	10	14
	7 Mallett, Neal	5 D	5 D		5 D					0	7	15
	8 Paul, Steven	5 D	3 V	4 V						2	13	12

* Riboud substituted for Henry in bout 3-5/Riboud remplace pour Henry dans le combat numero 3-5

Epee-Team
Direct Elimination Qual. 5-6th Match 1 /Aug. 11

CTRY	NAME	1	2	3	4	5	6	7	8	V	TD	TR
CHN										8	60	51
	1 Zong, Xiangqing				5 D	1 V	3 V	3 V		3	19	12
	2 Cui, Yining				4 V	4 V	5 D	5 D		2	19	18
	3 Pang, Jin				4 V	2 V		5 D		2	12	11
	4 Zhao, Lizhong				5 D	5 D	0 V			1	10	10
KOR										5	51	60
	5 Lee, Il-Hee	4 V	5 D	5 D	3 V					2	18	17
	6 Kim, Sung-Moon	5 D	5 D	5 D	2 V					1	12	17
	7 Yoon, Nam-Jin	5 D	5 D		5*0					0	8	15
	8 Kim, Bong-Man	5 D	4 V	2 V						2	13	11

* Min substituted for Yoon in bout 4-7/Min remplace pour Yoon dans le combat numero 4-7

Epee-Team
Direct Elimination Qual. 5-6th Match 2/Aug. 11

CTRY	NAME	1	2	3	4	5	6	7	8	V	TD	TR
SWE										8	54	51
	1 Vaggo, Bjome				3 V	3 V	4 V	5 D		3	20	15
	2 Rosen, Jonas				4 V		4 V	3 V		3	15	11
	3 Hjerpe, Kent				1 V	5 D		5 D		1	8	11
	4 Bergstrom, Jerri				5 D	4 V	5 D			1	11	14
GBR										4	51	54
	5 Mallett, Neal	5 D	5 D	5 D	2 V					1	13	17
	6 Johnson, William	5 D		1 V	5 D					1	12	11
	7 Stanbury, Jonathan	5 D	5 D		4 V					1	13	14
	8 Llewellyn, John	5 D	5 D	2 V						1	13	12

Epee-Team
Direct Elimination Round C(1/2) Match 1 /Aug. 11

CTRY	NAME	1	2	3	4	5	6	7	8	V	TD	TR
FRG										9	49	33
	1 Pusch, Alexander					4 V	4 V	4 V		3	15	12
	2 Borrmann, Elmar				2 V		3 V			2	10	5
	3 Fischer, Volker				2 V	5 D		2 V		2	14	9
	4 Nickel, Rafael				3 V	4 V				2	10	7
CAN										1	33	49
	5 Chouinard, Jean-Marc		5 D	5*0	5 D					0	7	15
	6 Dessureault, Michel	5 D		4 V	5 D					1	13	14
	7 Perreault, Daniel	5 D	5 D							0	7	10
	8 Cote, Alain	5 D		5 D						0	6	10

* Cardyn substituted for Chouinard in bout 3-5/Cardyn remplace pour Chouinard dans le combat numero 3-5

Epee-Team
Direct Elimination Round C (1/2) Match 2/Aug.11

CTRY	NAME	1	2	3	4	5	6	7	8	V	TD	TR
FRA										9	55	48
	1 Lenglet, Olivier				3 V	5 D	3 V	4 V		3	17	15
	2 Riboud, Philippe				4 V		5 D	1 V		2	14	10
	3 Boisse, Philippe				5 D	3 V		3 V		2	12	11
	4 Salesse, Michel				5 D	3 V	4 V			2	12	12
ITA										4	48	55
	5 Mazzoni, Angelo	5 D	5 D	2 V	2 V					2	17	14
	6 Cuomo, Sandro	2 V		5 D	5 D					1	11	12
	7 Manzi, Roberto	5 D	4 V		5 D					1	12	14
	8 Bellone, Stefano	5 D	5 D	5 D						0	8	15

Epee-Team
Match For 7th Place/Aug. 11

CTRY	NAME	1	2	3	4	5	6	7	8	V	TD	TR
KOR										8	69	62
	1 Lee, Il-Hee				3 V	5 D	5 D	3 V		2	14	16
	2 Yoon, Nam-Jin				4 V	5 D	2 V	5 D		2	18	16
	3 Kim, Bong-Man				4 V	5 D	5 D	2 V		2	18	16
	4 Kim, Sung-Moon				5 D	5 D	2 V	2 V		2	19	14
GBR										8	62	69
	5 Llewellyn, John	5 D	5 D	5 D	4 V					1	16	19
	6 Mallett, Neal	3 V	4 V	4 V	5 V					4	20	16
	7 Stanbury, Jonathan	1 V	5 D	4 V	5 D					2	14	15
	8 Johnson, William	5 D	4 V	5 D	5 D					1	12	19

Epee-Team
Match For 5th Place/Aug. 11

CTRY	NAME	1	2	3	4	5	6	7	8	V	TD	TR
SWE										8	57	44
	1 Vaggo, Bjome				5 D	1 V	1 V	5 D		2	14	12
	2 Rosen, Jonas				5 D	5 D	3 V	4 V		2	17	17
	3 Hjerpe, Kent				5 D	0 V	1 V	3 V		3	18	9
	4 Bergstrom, Jerri				1 V	5 D				1	8	6
CHN										6	44	57
	5 Zong, Xiangqing	1 V	4 V	3 V	5 D					3	16	13
	6 Cui, Yining	5 D	3 V	5 D	3 V					2	11	16
	7 Zhao, Lizhong	5 D	5 D	5 D						0	5	15
	8 Pang, Jin	3 V	5 D	5 D						1	12	13

Epee-Team
Match For 3rd Place/Aug. 11

CTRY	NAME	1	2	3	4	5	6	7	8	V	TD	TR
CAN										2	36	55
	1 Chouinard, Jean-Marc					5 D	5 D	2 V		1	14	12
	2 Cote, Alain				5 D		5 D	5 D		0	9	15
	3 Dessureault, Michel				5 D	5 D		5 D		0	5	15
	4 Perreault, Daniel				5 D	3 V	5 D			1	8	13
ITA										8	55	36
	5 Mazzoni, Angelo		1 V	2 V	1 V					3	15	4
	6 Bellone, Stefano	4 V		2 V	5 D					2	13	11
	7 Manzi, Roberto	5 D	5 D		2 V					1	15	12
	8 Cuomo, Sandro	5 D	3 V	1 V						2	12	9

Epee-Team
Final/Aug. 11

CTRY	NAME	1	2	3	4	5	6	7	8	V	TD	TR
FRG										8	64	54
	1 Pusch, Alexander					V	4 V	5 D	2 V	3	20	12
	2 Borrmann, Elmar					D	5 D	1 V	5 D	1	14	16
	3 Fischer, Volker					V	4 V	2 V	2 V	4	20	11
	4 Nickel, Rafael					D	5 D	5 D		0	10	15
FRA										5	54	64
	5 Lenglet, Olivier	5 D	5 V	5 D	5 D					1	14	20
	6 Riboud, Philippe	5 D	1 V	5 D	2 V					2	18	13
	7 Boisse, Philippe	5 D	5 D	5 D	3 V					1	13	18
	8 Salesse, Michel	5 D	3*V	5 D						1	9	13

* Henry replaced Salesse in bout 2-8/Henry remplace par Salesse dans le combat numero 2-8

Epee-Team
Final Classification /Aug. 11

RK	CTRY	NAME	TV	V	TTR	TR	TTD	TD
1	FRG	Borrmann, Elmar	8	1	54	64		
		Fischer, Volker		4	16	14		
		Heer, Gerhard		0	0	0		
		Nickel, Rafael		0	15	10		
		Pusch, Alexander		3	12	20		
2	FRA	Boisse, Philippe	5	1	64	54		13
		Henry, Jean Michel		0	0	0		
		Lenglet, Olivier		1	20	14		
		Riboud, Philippe		2	13	18		
		Salesse, Michel		1	13	9		
3	ITA	Bellone, Stefano	8	2	36	55		13
		Cuomo, Sandro		2	9	12		
		Ferro, Cosimo		0	0	0		
		Manzi, Roberto		1	12	15		
		Mazzoni, Angelo		3	4	15		
4	CAN	Cardyn, Jacques	2	0	55	36		0
		Chouinard, Jean-Marc		1	12	14		
		Cote, Alain		0	15	9		
		Dessureault, Michel		0	15	5		
		Perreault, Daniel		1	13	8		
5	SWE	Bergstrom, Jerri	8	1	44	57		8
		Forslow, Greger		0	0	0		
		Hjerpe, Kent		3	9	18		
		Rosen, Jonas		2	17			

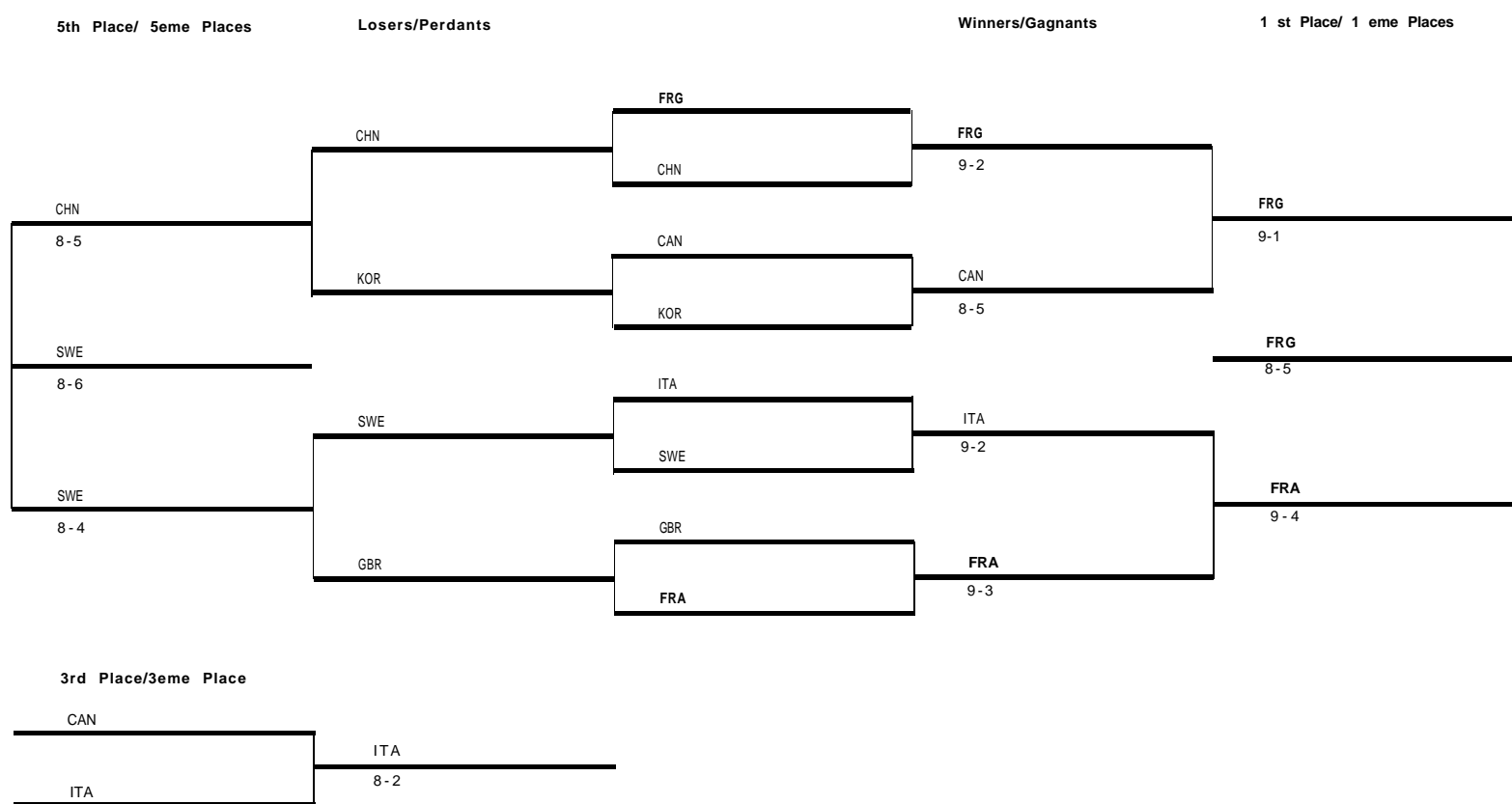
Fencing

Escrime

RK	CTRY	NAME	TV	V	TTR	TR	TTD	TD
RG								
7	KOR		8		62		69	
		Kim, Bong-Man		2		16		18
		Kim, Sung-Moon		2		14		19
		Lee, Il-Hee		2		16		14
		Min, Kyung-Seung		0		0		0
		Yoon, Nam-Jin		2		16		18
8	GBR		8		69		62	
		Johnson, William		1		19		12
		Llewellyn, John		1		19		16
		Mallett, Neal		4		16		20
		Paul, Steven		0		0		0
		Stanbury, Jonathan		2		15		14
9	SUI	Carrard, Oliver						
		Giger, Daniel						
		Nigon, Gabriel						
		Poffet, Michel						
		Suchanecki, Francois						
10	USA	Marx, Robert						
		Moreau, John						
		Schifrin, Peter						
		Shelley, C. Lee						
		Trevor, Stephen						
11	NOR	Frisvold, Paal						
		Koppang, Nils						
		Pedersen, John Hugo						
		Schjott, Ivar August						
		Vonen, Baard						
12	EGY	Aly, Ihab						
		Diab, Ahmed						
		Salem, Abdelmonem						
		Soliman, Khaled						
13	ARG	Gaspar, Csaba O.						
		Lucchetti, Sergio A.						
		Magnasco, Marcelo M.						
		Turiace, Sergio R.						
14	KUW	Al-Khurafi, Osama						
		Al-Sayegh, Abdul-Nasser						
		Hassan, Ali						
		Hassan, Kazem						
		Thuwaini, Mohammad						
15	SAU	Aboali, Mohamab						
		Albaishi, Fahad Mousa						
		Alrasheed, Rashid Fahad						
		Bubashit, Jamil M						
16	HKG	Cunningham, Denis						
		Ko, Yin-Fai						
		La, Yee-Lap						
		Lam, Tak-Chuen						
		Liu, Chi-On						

Men's Team Epee Elimination Round Summary August 11

Hommes/épee equipe Sommaire Tours D'elimination Aout 11



Football/Football

Officials

Federation Internationale de Football Assn. (FIFA)

President/president
 Secretary-General/secretaire-general
 Technical Delegates/delegues techniques

Joao Havelange (BRA)
 Sepp Blatter (SUI)
 Harry H. Cavan (IRL)
 Viacheslav Koloskov (URS)
 Abilio d' Almeida (BRA)
 Rito Alcantara (SEN)

LAOOC Administrative Staff/Personnel Administratif de LAOOC

Commissioner/commissaire
 Competition Directors and
 Sports Managers/
 directeur du competition et
 manager du sport
 Venue Managers
 manager de la venue

Alan Rothenberg
 Hugo Salcedo
 Steve Gay

 Jim Crain (Rose Bowl)
 John Boesch (Stanford)
 Hank Steinbrecher (Harvard)
 Doug Hill (Annapolis)

Participants/Participants

Men
 Hommes

Competitors
 Competiteurs

Countries
 Pays

272

16

Legend/Legende

* starter/joueur de debut de match
 NP did not play/n'a pas joué
 SUS suspended/suspended

Rose Bowl,
 Pasadena (103,000)





Football

First Round - Group A Results-Match 01 / July 29

NOR 0 - CHI 0		Premier tour - groupe a Resultats - match 01/29 Juil			
NO	NAME	GOALS BUTS	NO	NAME	GOALS BUTS
HALF-TIME / MI-TEMPS (0-0)					
NOR			CHI		
01	Thortsvedt, Erik	0*	01	Fournier, Eduardo	0*
02	Fjelberg, Svein	0*	02	Ahumada, Daniel	0*
03	Kojedal, Terje	0*	03	Mosquera, Luis	0*
04	Eggen, KnutTorbj	0*	04	Martinez, Alex	0*
05	Sirevaag, Trond	P	05	Contreras, Leonel	0*
06	Ahlsen, PerEgil	0*	06	Hisis, Alejandro	0*
07	Mordt, PerEdmund	NP	07	Nunez, Alfredo	NP
08	Herlovsen, KaiErik	0*	08	Vera, Jaime	0*
09	Gran, Stem	0*	09	Sante, Fernando	0*
10	Sundby, Tom	0*	10	Marchant, Sergio	0
11	Kollshaugen, Stein	NP	11	Olmos, Juvenal	0*
12	Rise, OlaBy	NP	12	Toledo, Patricio	NP
13	Vaadal, Joar	0	13	Perez, Luis	NP
14	Johansen, EgilF	0*	14	Pacheco, Sergio	NP
15	Berg, Jan	NP	15	Ramos, Carlos	0
16	Krogsaeter, Andre	0*	16	Baeza, Jaime	0*
17	Seland, LeifArve	0*	17	Figuerola, Marco	0*

REFEREE/ARBITRE SOCHA USA
LINESMEN/JUDGES DE TOUCHE BARBARESCO ITA
RAMCHARAN TRI

First Round-Group A Statistics (Team) - Match 01 / July 29

EVENT EVENEMENT	TOTAL BUTS	STOPPED BY/ BLOQUES PAR				
		GOALS BUTS	KEEPER GARDIEN	DEFENS POTEAUX	POSTS RATES	MISSED
NOR-CHI						
GOAL ATTEMPTS/TIRS AU BUT						
PENALTY 11M	0- 0	0- 0	0- 0	0- 0	0- 0	0- 0
ON FREE KICK/SUR COUP FRANC	1- 1	0- 0	0- 0	3- 0	2- 0	1- 1
IN PHASE OF PLAY/EN JEU	26- 8	0- 0	11- 6	3- 0	2- 0	10- 2
TOTAL	27- 9	0- 0	11- 6	3- 0	2- 0	11- 3
FREE KICKS/COUPS FRANCS						
DIRECT	19-15					
INDIRECT	3- 6					
CORNER KICKS/COUPS DE COIN	6- 4					
OFFSIDE/HORS JEU	5- 2					
PENALTY FOULS/FAUTES	0- 0					
INTO OWN GOAL/BUTS C.S.C.	0- 0					
DISALLOWED GOALS	1- 0					
SUBSTITUTIONS	1- 1					
WARNINGS/AVERTISSEMENTS	1- 1					
ATTENDANCE/AFFLUENCE	25,000					

First Round-Group B Results-Match 02/July 29

FRA 2 - PAT 2		Premier tour - groupe b Resultats - match 02/29 Juil			
NO	NAME	GOALS BUTS	NO	NAME	GOALS BUTS
HALF-TIME/MI-TEMPS (1-0)					
FRA			QAT		
01	Rust, Albert	0*	01	Lari, Younis	0*
02	Ayache, William	0*	02	Alsowaida, Mohddeham	0*
03	Bibard, Michel	0*	03	Waleed, Sultan	0
04	Bijotat, Dominique	0*	04	Aladsani, Yousuf	0
05	Brisson, Francois	0	05	Alali, Mobarak	0*
06	Cubaynes, Patrick	0	06	Almass, Faraj	0*
07	Garande, Patrice	1*	07	Suwaide, Mubarak	0
08	Jeannol, Philippe	0	08	Alammari, Mohd	0
09	Lacombe, Guy	0*	09	Almaged, Ahmad	0
10	Lemoult, Jean-Claude	0	10	Alkhater, Mubarak	0*
11	Rohr, Jean-Philippe	0	11	Mehaizaa, Salem	0
12	Senac, Didier	0*	12	Alsadah, Ali	0*
13	Thouvenel, Jean-Christoph	0*	13	Malalla, Adel	0*
14	Toure, Jose	0*	14	Ahmad, Ibrahim	0*
15	Xuereb, Daniel	1*	15	Bakheet, Mansoor	0*
16	Zanon, Jean-Louis	0*	16	Almohamedi, Khalid	2*
17	Bensoussan, Michel	0	17	Almohamadi, Issa	0*

REFEREE/ARBITRE ARPPI BRA
LINESMEN/JUDGES DE TOUCHE SANO JPN
EL DIN EGY

Football

First Round -Group B Statistics (Team) - Match 02/July 29

EVENT EVENEMENT	TOTAL BUTS	STOPPED BY / BLOQUES PAR				
		GOALS BUTS	KEEPER GARDIEN	DEFENS POTEAUX	POSTS RATES	MISSED
QAT-FRA						
GOAL ATTEMPTS/TIRS AU BUT						
PENALTY 11M	0- 0	0- 0	0- 0	0- 0	0- 0	0- 0
ON FREE KICK/SUR COUP FRANC	3- 2	0- 0	0- 0	0- 0	0- 0	3- 2
IN PHASE OF PLAY/EN JEU	3-11	2- 2	0- 0	0- 3	0- 0	1- 6
TOTAL	6-13	2- 2	0- 0	0- 3	0- 0	4- 8
FREE KICKS/COUPS FRANCS						
DIRECT	34-20					
INDIRECT	7- 5					
CORNER KICKS/COUP DU COIN	3- 6					
OFFSIDE/HORS JEU	5- 7					
PENALTY FOULS/FAUTES	0- 0					
INTO OWN GOAL/BUTS C.S.C.	0- 0					
DISALLOWED GOALS	0- 0					
SUBSTITUTIONS	0- 0					
WARNINGS/AVERTISSEMENTS	1- 0					
ATTENDANCE/AFFLUENCE	29,240					

First Round-Group C Results- Match 03 / July 29

USA 3 - CRC 0		Premier tour - groupe c Resultats - match 03/29 Juil			
NO	NAME	GOALS BUTS	NO	NAME	GOALS BUTS
HALF-TIME/MI-TEMPS (2-0)					
USA			CRC		
01	Brcic, David	0*	01	Rojas, Marco	0*
02	Savage, Bruce	0*	04	Hines, Cesar	0*
03	Thompson, Gregg	0*	05	Obando, Marvin	0*
04	Durgan, Jeff	NP	06	Chavarria, German	0*
05	Tangi, Kazber	NP	07	Cayasso, Juan	NP
06	Dibernardo, Angel	0*	08	Santana, Carlos	0*
07	Kapp, Erhardt	0*	09	Flores, Leonidas	0
08	Borja, Herman	0*	10	Rivers, Enrique	0*
09	Moyers, Steven	0*	11	Coronado, Evaristo	0
10	Davis, Richard	2*	12	Alpizar, Minor	NP
11	Perez, Hugo	0*	13	Toppings, Carlos	0*
12	Crow, Kevin	0*	14	Guardia, Guillermo	0*
13	Willrich, Jean	1*	15	Diaz, Enrique	0*
14	Fox, Michael	0	16	Solano, Alvaro	0*
15	Swanner, Jamie	NP	17	Simpson-Lacey, Miguel	0*
16	Hooker, Jeffrey	0	18	Galagarza, Luis	NP
17	Ali, Amyr	NP	22	Gonzales, Alejandro	NP

REFEREE/ARBITRE QUINIOU FRA
LINESMEN/JUGES DE TOUCHE MARQUEZ MEX
ROMERO ARG
IGNA ROM

First Round-Group C Statistics (Team) - Match 03 / July 29

EVENT EVENEMENT	TOTAL BUTS	STOPPED BY/ BLOQUES PAR				
		GOALS BUTS	KEEPER GARDIEN	DEFENS POTEAUX	POSTS RATES	MISSED
USA-CRC						
GOAL ATTEMPTS/TIRS AU BUT						
PENALTY 11M	0- 0	0- 0	0- 0	0- 0	0- 0	0- 0
ON FREE KICK/SUR COUP FRANC	1- 0	1- 0	0- 0	0- 0	0- 0	0- 0
IN PHASE OF PLAY/EN JEU	18-13	2- 0	7- 5	2- 6	0- 0	7- 2
TOTAL	19-13	3- 0	7- 5	2- 6	0- 0	7- 2
FREE KICKS/COUPS FRANCS						
DIRECT	0- 0					
INDIRECT	0- 0					
CORNER KICKS/COUPS DE COIN	3- 4					
OFFSIDE/HORS JEU	2- 3					
PENALTY FOULS/FAUTES	0- 0					
INTO OWN GOAL/BUTS C.S.C.	0- 0					
DISALLOWED GOALS	0- 0					
SUBSTITUTIONS	2- 2					
WARNINGS/AVERTISSEMENTS	1- 1					
ATTENDANCE/AFFLUENCE	78,265					



First Round - Group D
Results - Match 04 / July 29

Premier tour - groupe d
Resultats-match 04/29 Juil

ITA 1 - EGY 0		GOALS	NO	NAME	GOALS
NO	NAME	BUTS			BUTS
HALF-TIME/MI-TEMPS (0-0)					
ITA			EGY		
01	Tancredi, Franco	0*	01	El Maamour, Adel Ahmed	0*
02	Ferri, Riccardo	0*	02	Gadallah, Ali El Sayed	NP
03	Galli, Filippo	NP	03	Yassine, Mohamed Rabi	0*
04	Nela, Sebastiano	0*	04	Saleh, Mahmoud Hassan	0*
05	Tricella, Roberto	0*	05	Awadallah, Ibrahim Yousef	0*
06	Vierchowod, Pietro	0*	06	Sedki, Mohamed Yehia	0*
07	Bagni, Salvatore	0*	07	Ismail, Moustafa Ahmed	0
08	Baresi, Franchino	0*	08	Bayouni, Shawk Gharib	0*
09	Battistini, Sergio	0*	09	Sayed, Magdi Abdel Ghani	0*
10	Sabato, Antonio	NP	10	El Khatib, Mahmoud Ibrahi	0
11	Vignola, Beniamino	0	11	Suleiman, Emad Mohamed	0*
12	Zenga, Walter	NP	12	Amer, Taher Abou Zeid	0*
13	Fanna, Pietro	0*	13	Mahmoud, Badr El Din Hame	0*
14	Massaro, Daniele	0	14	Mahmoud, Mohamed Ahmed	NP
15	Briachi, Massimo	NP	15	El Zeer, Mohamed Omar Oma	NP
16	Iorio, Maurizio	0*	16	Moursi, Alaa El Din Nabil	0*
17	Serena, Aldo	1*	17	Salem, Ahmed Nagui	NP

REFEREE/ARBITRE CASTRO CHI
LINESMEN/JUGES DE TOUCHE SOSTARIC YUG
EL SELMY KUW

First Round - Group D
Statistics (Team) - Match 04 / July 29

Premier tour - groupe d
Statistiques (equipe) -match 04 / 29 Juil

EVENT	TOTAL	GOALS	STOPPED BY/	DEFENS	POSTS	MISSED
EVENEMENT		BUTS	KEEPER	GARDIEN	POTEAUX	RATES
ITA-EGY						
GOAL ATTEMPTS / TIRS AU BUT						
PENALTY 11M	0- 0	0- 0	0- 0	0- 0	0- 0	0- 0
ON FREE KICK/SUR COUP FRANC	1- 2	0- 0	1- 1	0- 0	0- 0	0- 1
IN PHASE OF PLAY/EN JEU	6- 5	1- 0	1- 0	1- 2	0- 0	3- 3
TOTAL	7- 7	1- 0	2- 1	1- 2	0- 0	3- 4
FREE KICKS/COUPS FRANCS						
DIRECT	27-16					
INDIRECT	0- 5					
CORNER KICKS/COUPS DE COIN	3- 6					
OFFSIDE/HORS JEU	10- 0					
PENALTY FOULS/FAUTES	0- 0					
INTO OWN GOAL/BUTS C.S.C	0- 0					
DISALLOWED GOALS	2- 0					
SUBSTITUTIONS	2- 2					
WARNINGS/AVERTISSEMENTS	2- 6					
SENT OFF/EXPULSIONS	1- 3					
ATTENDANCE/AFFLUENCE	37.430					

First Round - Group A
Results - Match 05 / July 30

Premier tour - groupe e
Resultats - match 05/30 Juil

CAN 1 - IRQ 1		GOALS	NO	NAME	GOALS
NO	NAME	BUTS			BUTS
HALF-TIME/MI-TEMPS (0-0)					
CAN			IRQ		
01	Lettieri, Tino	0*	01	Salman, R. H.	0*
02	Lenarduzzi, Bob	0*	02	Matar, A. D.	0*
03	Wilson, Bruce	0*	03	Allawi, K. H.	0*
04	Moore, Terry	0*	05	Hamid, K. M.	0*
05	Bridge, Ian	0*	06	Shehad, A. H.	0*
06	Ragan, Randy	0*	07	Awfi, R. H.	NP
07	Norman, David	0	08	Minshid, K. S.	0
08	Gray, Gerry	1*	10	Mohammed, H. S.	1*
09	Garraway, Ken	0	11	Mahmoud, E. J.	0*
10	Mitchell, Dale	0*	12	Benwan, S. M.	0*
11	Sweeney, Mike	0*	13	Allawi, K. M.	0*
12	Vrablic, Igor	0*	14	Nasser, H. N	NP
13	Martin, Craig	NP	15	Awne, H. H.A.	0*
14	De Luca, Pasquale	NP	16	Hassan, M. F.	0
15	James, Paul	0*	17	Yacoub, W. M.	0*
16	Catliff, John	NP	20	Jassim, A. F. N.	NP
22	Habermann, Sven	NP			

REFEREE/ARBITRE DIAZ COL
LINESMEN/JUGES DE TOUCHE KALOMBO MAW
ROTH FRG

First Round - Group A
Statistics (Team) - Match 05 / July 30

Premier tour - groupe a
Statistiques (equipe) - match 05 / 30 Juil

EVENT	TOTAL	GOALS	STOPPED BY/	DEFENS	POSTS	MISSED
EVENEMENT		BUTS	KEEPER	GARDIEN	POTEAUX	RATES
CAN-IRQ						
GOAL ATTEMPTS/TIRS AU BUT						
PENALTY 11M	0- 0	0- 0	0- 0	0- 0	0- 0	0- 0
ON FREE KICK/SUR COUP FRANC	0- 0	0- 0	0- 0	0- 0	0- 0	0- 0
IN PHASE OF PLAY/EN JEU	8-13	1- 1	3- 8	0- 0	2- 0	2- 4
TOTAL	8-13	1- 1	3- 8	0- 0	2- 0	2- 4
FREE KICKS/COUPS FRANCS						
DIRECT	10-14					
INDIRECT	3- 2					
CORNER KICKS/COUPS DE COIN	7- 2					
OFFSIDE/HORS JEU	3- 1					
PENALTY FOULS/FAUTES	0- 0					
INTO OWN GOAL/BUTS C.S.C.	0- 0					
DISALLOWED GOALS	0- 0					
SUBSTITUTIONS	2- 2					
WARNINGS/AVERTISSEMENTS	1- 0					
ATTENDANCE/AFFLUENCE	17.500					

First Round-Group B
Results-Match 06 / July 30

Premier tour - groupe b
Resultats - match 06/30 Juil

YUG 2 - CMR 1		GOALS	NO	NAME	GOALS
NO	NAME	BUTS			BUTS
HALF-TIME/MI TEMPS (1-1)					
YUG			CMR		
01	Pudar, Ivan	NP	01	Bell, Joseph	0*
02	Capljic, Vlado	NP	02	Mbassieffengue, Luc	0
03	Baljic, Mirsad	0*	03	Sinkot, Isaac Gilbert	0*
04	Katanec, Srecko	0*	04	Bilamo, Michel	0*
05	Elsner, Marko	0*	05	Onana Eloundou, Elie	0
06	Radanovic, Ljubomir	0*	06	Kunde, Emmanuel	0
07	Smajic, Admir	0*	07	Mfede, Louis Paul	0*
08	Gracan, Nenad	0*	08	Ekeke, Ebelle Eugene	0*
09	Djurovski, Milko	0*	09	Miller, Albert Roger	1*
10	Bazdarevic, Mehmed	0*	10	Dang, Dagobert	0
11	Cvetkovic, Borislav	1	11	Toubé, Charles	0*
12	Ivkovic, Tomislav	0*	12	Ebongue, Ernest	0*
13	Nikolic, Jovica	1*	13	Bahoken, Paul	0
14	Deveric, Stjepan	NP	14	Abega Mbida, Theophile	0*
15	Miljus, Branko	0*	15	Doumbe Lea, Francois	0*
16	Stojkovic, Dragan	NP	16	Aoudou, Ibrahim	0*
17	Mrkela, Mitar	NP	17	Songoo, Jacques	0

REFEREE/ARBITRE KEIZER HOL
LINESMEN/JUGES DE TOUCHE EL DIN EGY
ARPPPI BRA

First Round - Group B
Statistics (Team) - Match 06 / July 30

Premier tour - groupe b
Statistiques (equipe) - match 06 / 30 Juil

EVENT	TOTAL	GOALS	STOPPED BY/	DEFENS	POSTS	MISSED
EVENEMENT		BUTS	KEEPER	GARDIEN	POTEAUX	RATES
YUG-CMR						
GOAL ATTEMPTS/TIRS AU BUT						
PENALTY 11 M	0- 0	0- 0	0- 0	0- 0	0- 0	0- 0
ON FREE KICK/SUR COUP FRANC	3- 5	0- 0	0- 3	0- 2	0- 0	3- 0
IN PHASE OF PLAY/EN JEU	23- 7	2- 1	6- 1	3- 1	0- 1	14- 3
TOTAL	26-12	2- 1	6- 4	3- 3	0- 1	17- 3
FREE KICKS/COUPS FRANCS						
DIRECT	2- 9					
INDIRECT	1- 1					
CORNER KICKS/COUPS DE COIN	5- 5					
OFFSIDE/HORS JEU	4- 4					
PENALTY FOULS/FAUTES	0- 0					
INTO OWN GOAL/BUTS C.S.C.	0- 0					
DISALLOWED GOALS	0- 0					
SUBSTITUTIONS	2- 0					
WARNINGS/AVERTISSEMENTS	1- 0					
ATTENDANCE/AFFLUENCE	15.010					

Football

First Round - Group C
Results - Match 07 / July 30

Premier tour - groupe c
Resultats - match 07 / 30 Juil

FRG 2 - MAR 0					
NO	NAME	GOALS BUTS	NO	NAME	GOALS BUTS
HALF-TIME/MI-TEMPS (1-0)					
FRG			MAR		
01	Franke, Bernd	0*	01	Badou, Ezaki	0*
02	Bockenfeld, Manfred	0*	02	Dahan, Saad	0*
03	Dickgiesser, Roland	NP	03	Lamris, Abdelmajid	0*
04	Bast, Dieter	0*	04	Elbiyaz, Mostafa	0*
05	Wehmeyer, Bernd	0*	05	Bouyahiaoui, Nouredine	0*
06	Buchwald, Guide	0*	06	Dolmy, Abdelmajid	0*
07	Groh, Juergen	0*	07	Elhadaoui, Mustapha	0*
08	Bommer, Rudolf	0*	08	Mouttaqui, Driss	0*
09	Schatzschneider, Dieter	0*	09	Hanini, Hassan	0*
10	Brehme, Andreas	1*	10	Timoumi, Mohammed	0*
11	Mill, Frank	0*	11	Elbied, Khalid	0
12	Junghans, Walter	NP	12	Hmied, Salaheddine	NP
13	Schoen, Alfred	NP	13	Mery, Mustapha	0*
14	Lux, Peter	0	14	Safri, Mohamed	NP
15	Rahn, Uwe	1*	15	Ouadani, Lahcen	NP
16	Schreier, Christian	0	16	Janina, Hamid	NP
17	Schindwein, Dieter	NP	17	Elghrissi, Abdeslam	0

REFEREE/ARBITRE RIANGELISTA CAN
LINESMEN/JUGES DE TOUCHE IGNA ROM
CHA KOR

First Round - Group C
Statistics (Team) - Match 07 / July 30

Premier tour - groupe c
Statistiques (equipe) - match 07 / 30 Juil

EVENT	TOTAL GOALS BUTS	STOPPED BY/ KEEPER	BLOQUES DEFENS GARDIEN	PAR POSTS POTEAUX	MISSED RATES
FRG-MAR					
GOAL ATTEMPTS/TIRS AU BUT					
PENALTY 11M	1- 0	1- 0	0- 0	0- 0	0- 0
ON FREE KICK/SUR COUP FRANC	0- 0	0- 0	0- 0	0- 0	0- 0
IN PHASE OF PLAY/EN JEU	14- 8	1- 0	5- 0	4- 2	1- 0
TOTAL	15- 8	2- 0	5- 0	4- 2	1- 0
FREE KICKS/COUPS FRANCS					
DIRECT	13- 7				
INDIRECT	6- 3				
CORNER KICKS/COUPS DE COIN	3- 4				
OFFSIDE/HORS JEU	3- 6				
PENALTY FOULS/FAUTES	0- 1				
INTO OWN GOAL/BUTS C. S. C.	0- 0				
DISALLOWED GOALS	0- 0				
SUBSTITUTIONS	0- 2				
WARNINGS/AVERTISSEMENTS	0- 0				
SENT OFF/EXPULSIONS	0- 1				
ATTENDANCE/AFFLUENCE	23.228				

First Round - Group D
Results-Match 08 / July 30

Premier tour - groupe d
Resultats - match 08 / 30 Juil

BRA 3 - SAU 1					
NO	NAME	GOALS BUTS	NO	NAME	GOALS BUTS
HALF-TIME/MI-TEMPS (1-0)					
BRA			SAU		
01	Rinaldi, Gilmar	0*	01	Alhsain, Mohamedom	0*
02	Silva, Ronaldo	0*	02	Aldawasare, Sameija	0*
03	Brum, Jorge Luiz	0*	03	Bishy, Hassenma	0*
04	Galvao, Mauro	0*	04	Abdulshakor, Sameerao	0*
05	Kaeser, Ademir Rock	0*	05	Masod, Abdullah F.	0
06	Ferreira, Andre Luiz	0*	06	Albishy, Ahmada	0*
07	Santos, Paulo	NP	07	Alnasisah, Shayemsh	0*
08	Verri, Carlos	1*	08	Bayazid, Ahamedaa	NP
09	Leiehardt Neto, Joao	NP	09	Mohammed, Majedaa	1*
10	Oliveira, Augilmar	1*	10	Mosaibeth, Fahedms	0*
11	Paiva, Silvio	1*	11	Aldosari, Mehaisenmj	0*
12	Dias, Luiz	NP	12	Aldosari, Salmannha	NP
13	Winck, Luiz Carlos	NP	13	Abduljawad, Mohammedam	0*
14	Silva, Davi Cortez	NP	14	Aldossary, Salehkh	0*
15	Gil, Antonio Jose	0*	15	Alkhamees, Nawafam	NP
16	Vidal, Francisco	0*	16	Bakhshwein, Omaro	0
17	Cruz, Milton	0	21	Aldeayee, Abdullahah	NP

REFEREE/ARBITRE MCGINLAY GBR
LINESMEN/JUGES DE TOUCHE EL SELMY KUW
GEBAYESUS ETH

Football

First Round - Group D
Statistics (Team) - Match 08 / July 30

Premier tour - groupe d
Statistiques (equipe) - match 08 / 30 Juil

EVENT	TOTAL GOALS BUTS	STOPPED BY/ KEEPER	BLOQUES DEFENS GARDIEN	PAR POSTS POTEAUX	MISSED RATES
BRA-SAU					
GOAL ATTEMPTS/TIRS AU BUT					
PENALTY 11M	0- 1	0- 1	0- 0	0- 0	0- 0
ON FREE KICK/SUR COUP FRANC	0- 1	0- 0	0- 0	0- 1	0- 0
IN PHASE OF PLAY/EN JEU	17- 3	3- 0	3- 0	3- 1	1- 1
TOTAL	17- 5	3- 1	3- 0	3- 2	1- 1
FREE KICKS/COUPS FRANCS					
DIRECT	16-23				
INDIRECT	1- 5				
CORNER KICKS/COUPS DE COIN	4- 5				
OFFSIDE/HORS JEU	6- 1				
PENALTY FOULS/FAUTES	1- 0				
INTO OWN GOAL/BUTS C. S. C.	0- 0				
DISALLOWED GOALS	0- 0				
SUBSTITUTIONS	1- 2				
WARNINGS/AVERTISSEMENTS	2- 1				
ATTENDANCE/AFFLUENCE	40.779				

First Round - Group A
Results - Match 08/July 31

Premier tour - groupe a
Resultats - match 09/31 Juil

FRA 2 - NOR 1					
NO	NAME	GOALS BUTS	NO	NAME	GOALS BUTS
HALF-TIME/MI-TEMPS (1-1)					
NOR			FRA		
01	Thorstedt, Erik	0*	01	Rust, Albert	0*
02	Fjelberg, Svein	0*	02	Ayache, William	0*
03	Kojedal, Terje	0*	03	Bibard, Michel	NP
04	Eggen, Knut Torbj	0*	04	Bijotat, Dominique	0*
05	Sirevaag, Trond	NP	05	Brisson, Francois	2*
06	Ahlsen, Per Egil	1*	06	Cubaynes, Patrick	0
07	Mordt, Per Edmund	0*	07	Garande, Patrice	NP
08	Herlovsen, Kai Erik	0*	08	Jeannot, Philippe	0*
09	Gran, Stein	NP	09	Lacombe, Guy	0*
10	Sundby, Tom	0*	10	Lemoult, Jean-Claude	0*
11	Kollshaugen, Stein	0*	11	Rohr, Jean-Philippe	0
12	Rise, Ola By	NP	12	Senac, Didier	0*
13	Vaadal, Joar	NP	13	Thouvenel, Jean-Christophe	0*
14	Johansen, Egil F	0	14	Toure, Jose	0*
15	Berg, Jan	0	15	Xuereb, Daniel	0*
16	Krogsaeter, Andre	0*	16	Zanon, Jean-Louis	0
17	Seland, Leif Arve	0*	17	Bensoussan, Michel	NP

REFEREE/ARBITRE ROTH FRG
LINESMEN/JUGES DE TOUCHE DIAZ COL
KALOMBO MAW

First Round - Group A
Statistics (Team) - Match 09 / July 31

Premier tour - groupe a
Statistiques (equipe) - match 09 / 31 Juil

EVENT	TOTAL GOALS BUTS	STOPPED BY/ KEEPER	BLOQUES DEFENS GARDIEN	PAR POSTS POTEAUX	MISSED RATES
NOR-FRA					
GOAL ATTEMPTS/TIRS AU BUT					
PENALTY 11M	1- 0	1- 0	0- 0	0- 0	0- 0
ON FREE KICK/SUR COUP FRANC	2- 1	0- 0	0- 0	0- 0	2- 1
IN PHASE OF PLAY/EN JEU	13-13	0- 2	7- 8	3- 2	0- 0
TOTAL	16-14	1- 2	7- 8	3- 2	0- 0
FREE KICKS/COUPS FRANCS					
DIRECT	17-11				
INDIRECT	2- 9				
CORNER KICKS/COUPS DE COIN	8- 4				
OFFSIDE/HORS JEU	5- 2				
PENALTY FOULS/FAUTES	0- 1				
INTO OWN GOAL/BUTS C.S.C.	0- 0				
DISALLOWED GOALS	0- 0				
SUBSTITUTIONS	2- 2				
WARNINGS/AVERTISSEMENTS	1- 0				
ATTENDANCE/AFFLUENCE	27.828				



First Round - Group B
Results - Match 10 / July 31

Premier tour - groupe b
Resultats - match 10 / 31 Juil

CHI 1 - QAT 0	GOALS	NO	NAME	GOALS
NO NAME	BUTS			BUTS
HALF-TIME/MI-TEMPS (0-0)				
CHI			PAT	
01 Fournier, Eduardo	0*	01	Lari, Younis	0*
02 Ahumada, Daniel	0*	02	Alsowaidi, Mohddeham	0*
03 Mosquera, Luis	0*	03	Waleed, Sultan	NP
04 Martinez, Alex	0*	04	Aladsani, Yousuf	NP
05 Contreras, Leonel	0*	05	Alali, Mubarak	0*
06 Hisis, Alejandro	0*	06	Almass, Faraj	0*
07 Nunez, Alfredo	0	07	Suwaide, Mubarak	NP
08 Vera, Jaime	NP	08	Alammari, Mohd	NP
09 Santis, Fernando	0	09	Almajed, Ahmad	NP
10 Marchant, Sergio	0*	10	Alkhater, Mubarak	0*
11 Olmos, Juvenal	0*	11	Mehaizaa, Salem	0
12 Toledo, Patricio	NP	12	Alsadah, Ali	0*
13 Perez, Luis	NP	13	Malalla, Adel	0*
14 Pacheco, Sergio	NP	14	Ahmad, Ibrahim	0*
15 Ramos, Carlos	0*	15	Bakheet, Mansoor	0*
16 Baeza, Jaime	1*	16	Almohanedi, Khalid	0*
17 Figueroa, Marco	0*	17	Almohamadi, Issa	0*

REFEREE/ARBITRE SILES CRC
LINESMEN/JUDGES DE TOUCHE KEIZER HOL
BELLION USA

First Round - Group B
Statistics (Team) - Match 10 / July 31

Premier tour - groupe b
Statistiques (equipe) - match 10 / 31 Juil

EVENT	TOTAL GOALS	STOPPED BY/	BLOQUES	PAR
EVENEMENT	BUTS	KEEPER GARDIEN	DEFENS POTEAUX	MISSED RATES
CHI-QAT				
GOAL ATTEMPTS/TIRS AU BUT				
PENALTY 11M	0- 0	0- 0	0- 0	0- 0
ON FREE KICK/SUR COUP FRANC	5- 1	0- 0	2- 1	0- 0
IN PHASE OF PLAY/EN JEU	12-11	1- 0	4- 5	4- 2
TOTAL	17-12	1- 0	6- 6	4- 2
FREE KICKS/COUPS FRANCS				
DIRECT	23-19			
INDIRECT	3-15			
CORNER KICKS/COUPS DE COIN	10- 5			
OFFSIDE/HORS JEU	15- 3			
PENALTY FOULS/FAUTES	0- 0			
INTO OWN GOAL/BUTS C.S.C.	0- 0			
DISALLOWED GOALS	0- 0			
SUBSTITUTIONS	2- 1			
WARNINGS/AVERTISSEMENTS	1- 1			
ATTENDANCE/AFFLUENCE	14.508			

First Round - Group C
Results - Match 11 / July 31

Premier tour - groupe c
Resultats - match 11 / 31 Juil

EGY 4 - CRC 1	GOALS	NO	NAME	GOALS
NO NAME	BUTS			BUTS
HALF-TIME/MI-TEMPS (2-0)				
EGY			CRC	
01 Elmaamour, Adel	0*	01	Rojas, Marco	NP
02 Gadallah, Ali El Sayed	1*	04	Hines, Cesar	NP
03 Yassen, Rabie	NP	05	Obando, Marvin	0*
04 Saleh, Mahmoud	NP	06	Chavarria, German	0*
05 Youssif, Ibrahim	0*	07	Cayasso, Juan	0
06 Sedky, Yehia	NP	08	Santana, Carlos	0*
07 Ismail, Mostafa	NP	09	Flores, Leonidas	NP
08 Gharib, Shawki	0*	10	Rivers, Enrique	0
09 Abdelghani, Magdy	1*	11	Coronado, Evaristo	1*
10 Elkhatib, Mahmoud	1*	12	Alpizar, Minor	0*
11 Soleman, Emad	1*	13	Toppings, Carlos	0*
12 Abouzied, Taher	0*	14	Guardia, Guillermo	0*
13 Hamed, Badreldin	0*	15	Diaz, Enrique	0*
14 Salem, Nagy	0*	16	Solano, Alvaro	0*
15 Helmy, Mohamad	0*	17	Simpson-Lacey, Miguel	0*
16 Morsy, Alaa	NP	18	Galagarza, Luis	NP
17 Elzeer, Omar	NP	22	Gonzales, Alejandro	0*

REFEREE/ARBITRE MARQUEZ MEX
LINESMEN/JUGES DE TOUCHE ROMERO ARG
EVANGELISTA CAN

First Round-Group C
Statistics (Team) - Match 11 / July 31

Premier tour - groupe c
Statistiques (equipe) - match 11 / 31 Juil

EVENT	TOTAL GOALS	STOPPED BY/	BLOQUES	PAR
EVENEMENT	BUTS	KEEPER GARDIEN	DEFENS POTEAUX	MISSED RATES
EGY-CRC				
GOAL ATTEMPTS/TIRS AU BUT				
PENALTY 11M	0- 0	0- 0	0- 0	0- 0
ON FREE KICK/SUR COUP FRANC	0- 0	0- 0	0- 0	0- 0
IN PHASE OF PLAY/EN JEU	28-14	4- 1	7- 4	2- 2
TOTAL	28-14	4- 1	7- 4	2- 2
FREE KICKS/COUPS FRANCS				
DIRECT	16- 8			
INDIRECT	5- 1			
CORNER KICKS/COUPS DE COIN	6- 6			
OFFSIDE/HORS JEU	2- 2			
PENALTY FOULS/FAUTES	0- 0			
INTO OWN GOAL/BUTS C.S.C.	0- 0			
DISALLOWED GOALS	0- 0			
SUBSTITUTIONS	0- 2			
WARNINGS/AVERTISSEMENTS	0- 1			
ATTENDANCE/AFFLUENCE	20.645			

First Round - Group D
Results - Match 12 / July 31

Premier tour - groupe d
Resultats - match 12 / 31 Juil

ITA 1 - USA 0	GOALS	NO	NAME	GOALS
NO NAME	BUTS			BUTS
HALF-TIME/MI-TEMPS (0-0)				
ITA			USA	
01 Tancredi, Franco	0*	01	Brcic, David	0*
02 Ferri, Riccardo	0*	02	Savage, Bruce	0*
03 Galli, Filippo	0*	03	Thompson, Gregg	0*
04 Nela, Sebastiano	NP	04	Durgan, Jeff	NP
05 Tricella, Roberto	0*	05	Tamgli, Kazber	NP
06 Vierchowod, Pietro	0*	06	Dibernardo, Angel	0*
07 Bagni, Salvatore	0*	07	Kapp, Erhardt	0*
08 Baresi, Franco	0*	08	Borja, Hernan	0*
09 Battistina, Sergio	NP	09	Moyers, Steven	0*
10 Sabato, Antonio	0	10	Davis, Richard	0*
11 Vignola, Beniamino	0*	11	Perez, Hugo	0*
12 Zenga, Walter	NP	12	Crow, Kevin	0*
13 Fanna, Pietro	1*	13	Willrich, Jean	0*
14 Massaro, Daniele	0*	14	Fox, Michael	0
15 Briaschi, Massimo	NP	15	Swanner, Jamie	NP
16 Iorio, Maurizio	0	16	Hooker, Jeffrey	0
17 Serena, Aldo	0*	17	Ali, Amyr	NP

REFEREE/ARBITRE EL SELMY KUW
LINESMEN/JUDGES DE TOUCHE CASTRO CHI
SANCHEZ ESP

First Round - Group D
Statistics (Team) - Match 12 / July 31

Premier tour - groupe d
Statistiques (equipe)- match 12 / 31 Juil

EVENT	TOTAL GOALS	STOPPED BY/	BLOQUES	PAR
EVENEMENT	BUTS	KEEPER GARDIEN	DEFENS POTEAUX	MISSED RATES
ITA-USA				
GOAL ATTEMPTS/TIRS AU BUT				
PENALTY 11M	0- 0	0- 0	0- 0	0- 0
ON FREE KICK/SUR COUP FRANC	4- 0	0- 0	2- 0	1- 0
IN PHASE OF PLAY/EN JEU	15- 5	1- 0	7- 1	3- 1
TOTAL	19- 5	1- 0	9- 1	4- 1
FREE KICKS/COUPS FRANCS				
DIRECT	16-16			
INDIRECT	0- 0			
CORNER KICKS/COUPS DE COIN	7- 0			
OFFSIDE/HORS JEU	0- 5			
PENALTY FOULS/FAUTES	0- 0			
INTO OWN GOAL/BUTS C.S.C.	0- 0			
DISALLOWED GOALS	0- 0			
SUBSTITUTIONS	2- 2			
WARNINGS/AVERTISSEMENTS	2- 1			
ATTENDANCE/AFFLUENCE	63.624			

Football

First Round - Group A Results - Match 13 / Aug. 01

Premier tour-groupe a Resultats-match 13 / 01 Aout

CMR 1 - IRQ 0					
NO	NAME	GOALS BUTS	NO	NAME	GOALS BUTS
HALF-TIME/MI-TEMPS (1-0)					
CMR			IRQ		
01	Bell, Joseph	0*	01	Salman, R.H.	0*
02	Mbasieffengue, Luc	0*	02	Matar, A. D.	0*
03	Sinkot, Isaac Gilbert	NP	03	Allawi, K. H.	0*
04	Bilamo, Michel	NP	05	Hamid, K. M.	0*
05	Onana Eloundou, Eile	NP	06	Shehab, A. H.	0
06	Kunde, Emmanuel	0*	07	Awfi, R. H.	NP
07	Mfede, Louis Paul	0*	08	Minshid, K.S.	0
08	Ekeke, Ebelle' Eugene	NP	10	Mohammed, H. S.	0*
09	Miller, Albert Roger	0*	11	Mahmoud, E. J.	0*
10	Dang, Dagobert	0*	12	Benwan, S. M.	0*
11	Toube, Charles	0*	13	Allawi, K. M.	0*
12	Ebongue, Ernest	0	14	Nasser, H. N.	NP
13	Bahoken, Paul	1*	15	Awne, N. H. A.	0*
14	Abega Mbida, Theophile	0*	16	Hassan, M. F.	0*
15	Doumbe Lea, Francois	0*	17	Yacoub, W. M.	0*
16	Aoudou, Ibrahim	0*	20	Jassim, A. F. N.	NP
17	Songoo, Jacques	NP			
REFEREE/ARBITRE SOCHA USA LINESMEN/JUGES DE TOUCHE BARARESCO ITA RAMCHARAN TRI					

First Round-Group A Statistics (Team) - Match 13 / Aug. 01

Premier tour - groupe a Statistiques (equipe) - match 13 / 01 Aout

EVENT EVENEMENT	TOTAL GOALS BUTS	STOPPED BY / BLOQUES PAR				
		KEEPER GARDIEN	DEFENS POTEAUX	POSTS	MISSED RATES	
CMR-IRQ						
GOAL ATTEMPTS/TIRS AU BUT						
PENALTY IIM	0-0	0-0	0-0	0-0	0-0	0-0
ON FREE KICK/SUR COUP FRANC	1-3	0-0	0-1	0-2	0-0	1-0
IN PHASE OF PLAY/EN JEU	14-18	1-0	4-3	3-0	0-0	6-15
TOTAL	15-21	1-0	4-4	3-2	0-0	7-15
FREE KICKS/COUPS FRANCS						
DIRECT	12-20					
INDIRECT	3-1					
CORNER KICKS/COUPS DE COIN	4-9					
OFFSIDE/HORS JEU	1-3					
PENALTY FOULS/FAUTES	0-0					
INTO OWN GOAL/BUTS C.S.C.	0-0					
DISALLOWED GOALS	0-0					
SUBSTITUTIONS	1-2					
WARNINGS/AVERTISSEMENTS	2-1					
ATTENDANCE/AFFLUENCE	18,432					

First Round - Group B Results - Match 14 / Aug 01

Premier tour - groupe b Resultats - match 14 / 01 Aout

YUG 1 - CAN 0					
NO	NAME	GOALS BUTS	NO	NAME	GOALS BUTS
HALF-TIME/MI-TEMPS (0-0)					
YUG			CAN		
01	Pudar, Ivan	NP	01	Lettieri, Tino	0*
02	Capljic, Vlado	0*	02	Lenarduzzi, Bob	0*
03	Baljic, Mirsad	0*	03	Wilson, Bruce	0*
04	Katanec, Srecko	NP	04	Moore, Terry	0*
05	Elsner, Marko	SUS	05	Bridge, Ian	0*
06	Radanovic, Ljubomir	0*	06	Ragan, Randy	0*
07	Smajic, Admir	0*	07	Norman, David	NP
08	Gracan, Nenad	0*	08	Gray, Gerry	0*
09	Dyrovski, Milko	0*	09	Garraway, Ken	NP
10	Bazdarevic, Mehmed	0*	10	Mitchell, Dale	0*
11	Cvetkovic, Borislav	0*	11	Sweeney, Mike	0*
12	Ivkovic, Tomislav	0*	12	Vrablic, Igor	0*
13	Nikolic, Jovica	1*	13	Martin, Craig	NP
14	Deveric, Stjepan	NP	14	De Luca, Pasquale	NP
15	Milijus, Branko	0*	15	James, Paul	0*
16	Stolkovic, Dragan	0	16	Catlift, John	0
17	Mrkela, Mitar	0	22	Habermann, Sven	NP
REFEREE/ARBITRE EL DIN EGY LINESMEN/JUGES DE TOUCHE ARPPi BRA SANO JPN					

Football

First Round -Group B Statistics (Team)- Match 14 / Aug. 01

Premier tow - groupe b Statistiques (equipe) - match 14 / 01 Aout

EVENT EVENEMENT	TOTAL GOALS BUTS	STOPPED BY / BLOQUES PAR				
		KEEPER GARDIEN	DEFENS POTEAUX	POSTS	MISSED RATES	
YUG-CAN						
GOAL ATTEMPTS/TIRS AU BUT						
PENALTY IIM	0-0	0-0	0-0	0-0	0-0	0-0
ON FREE KICK/SUR COUP FRANC	2-1	0-0	0-0	2-0	0-0	0-1
IN PHASE OF PLAY/EN JEU	17-12	1-0	9-2	1-1	0-0	6-9
TOTAL	19-13	1-0	9-2	3-1	0-0	6-10
FREE KICKS/COUPS FRANCS						
DIRECT	25-18					
INDIRECT	4-1					
CORNER KICKS/COUPS DE COIN	1-4					
OFFSIDE/HORS JEU	1-2					
PENALTY FOULS/FAUTES	0-0					
INTO OWN GOAL/BUTS C.S.C.	0-0					
DISALLOWED GOALS	0-0					
SUBSTITUTIONS	2-2					
WARNINGS/AVERTISSEMENTS	2-1					
ATTENDANCE/AFFLUENCE	19,243					

First Round-Group C Results - Match 15 / Aug. 01

Premier tour - groupe Resultats - match 15 / 01 Aout

BRA 1 - FRG 0					
NO	NAME	GOALS BUTS	NO	NAME	GOALS BUTS
HALF-TIME/MI-TEMPS (0-0)					
FRG			BRA		
01	Franke, Bernd	0*	01	Rinaldi, Gilmar	0*
02	Bockenfeld, Manfred	0*	02	Silva, Ronaldo	0*
03	Dickgiesser, Roland	0	03	Brum, Jorge Luiz	0*
04	Bast, Dieter	0*	04	Galvao, Mauro	0*
05	Wehmeyer, Bernd	0*	05	Kaeser, Ademir Rock	0*
06	Buchwald, Guido	0*	06	Ferreira, Andre Luiz	0*
07	Groh, Juergen	0*	07	Santos, Paulo	NP
08	Bommer, Rudolf	0*	08	Verri, Carlos	0*
09	Schatzschneider, Dieter	0*	09	Leiehardt Neto, Joao	NP
10	Brehme, Andreas	0*	10	Oliveira, Augilmar	1*
11	Mill, Frank	0*	11	Paiva, Silvio	0*
12	Junghans, Walter	NP	12	Dias, Luiz	NP
13	Schoen, Alfred	NP	13	Winck, Luiz Carlos	NP
14	Lux, Peter	NP	14	Silva, Davi Cortez	0
15	Rahn, Uwe	0*	15	Gil, Antonio Jose	0*
16	Schreier, Christian	0	16	Vidal, Francisco	0*
17	Schlindwein, Dieter	NP	17	Cruz, Milton	NP
REFEREE/ARBITRE CHA KOR LINESMEN/JUGES DE TOUCHE QUINIOU FRA IGNA ROM					

First Round - Group C Statistics (Team) - Match 15 / Aug. 01

Premier tour - groupe c Statistiques (equipe) - match 15 / 01 Aout

EVENT EVENEMENT	TOTAL GOALS BUTS	STOPPED BY / BLOQUES PAR				
		KEEPER GARDIEN	DEFENS POTEAUX	POSTS	MISSED RATES	
FRG-BRA						
GOAL ATTEMPTS/TIRS AU BUT						
PENALTY IIM	0-0	0-0	0-0	0-0	0-0	0-0
ON FREE KICK/SUR COUP FRANC	0-4	0-1	0-0	0-0	0-1	0-2
IN PHASE OF PLAY/EN JEU	10-10	0-0	4-4	2-0	0-0	4-6
TOTAL	10-14	0-1	4-4	2-0	0-1	4-8
FREE KICKS/COUPS FRANCS						
DIRECT	14-17					
INDIRECT	1-2					
CORNER KICKS/COUPS DE COIN	5-8					
OFFSIDE/HORS JEU	4-3					
PENALTY FOULS/FAUTES	0-0					
INTO OWN GOAL/BUTS C.S.C.	0-0					
DISALLOWED GOALS	0-0					
SUBSTITUTIONS	1-1					
WARNINGS/AVERTISSEMENTS	1-1					
ATTENDANCE/AFFLUENCE	75,239					



First Round - Group D
Results - Match 16/Aug. 01

Premier tour - groupé
Resultats-match 16/01 Aout

MAR 1 - SAU 0					
NO	NAME	GOALS BUTS	NO	NAME	GOALS BUTS
HALF-TIME/MI-TEMPS [0-0]					
MAR			SAU		
01	Badou, Ezaki	0*	01	Alhsain, Mohamedom	0*
02	Dahan, Saad	0*	02	Aldawasare, Sameija	0*
03	Lands, Abdelmajid	0*	03	Bishy, Hassenma	0*
04	Elbiyaz, Mostafa	SUS	04	Abdulshakor, Sameerao	0*
05	Bouyahiaoui, Noureddine	0*	05	Masod, Abdullah F.	0*
06	Dolmy, Abdelmajid	0*	06	Albishi, Ahmada	0*
07	Elhadaoui, Mustapha	0	07	Alnasisah, Shayemsh	0
08	Mouttaoui, Driss	0*	08	Bayazid, Ahamedaa	NP
09	Hanini, Hassan	0*	09	Mohammed, Majedaa	0*
10	Timoumi, Mohammed	0*	10	Mosaibeth, Fahedms	0*
11	Elbied, Khalid	0	11	Aldosari, Mehaisenmj	0*
12	Hmied, Salaheddine	NP	12	Aldosari, Salmannha	NP
13	Merry, Mustapha	1*	13	Abduljawad, Mohammedam	0*
14	Safri, Mohamed	NP	14	Aldossary, Salehkh	0*
15	Ouadani, Lahcen	0*	15	Alkhamees, Nawafam	NP
16	Janina, Hamid	NP	16	Bakhshwein, Omaro	NP
17	Elghrissi, Abdeslam	0*	21	Aldeayee, Abdullaha	NP

REFEREE/ARBITRE SOSTARIC YUG
LINESMEN/JUDGES DE TOUCHE SANCHEZ ESP
MCGINLAY GBR

First Round-Group D
Statistics (Team) - Match 16 / Aug. 01

Premier tour-groupé
Statistiques (equipe) - match 16 / 01 Aout

EVENT EVENEMENT	TOTAL BUTS	STOPPED BY / BLOQUES PAR			
		GOALS BUTS	KEEPER GARDIEN	DEFENS POTEAUX	POSTS RATES
MAR-SAU					
GOAL ATTEMPTS/TIRS AU BUT					
PENALTY I1M	0- 0	0- 0	0- 0	0- 0	0- 0
ON FREE KICK/SUR COUP FRANC	0- 2	0- 0	0- 0	0- 2	0- 0
IN PHASE OF PLAY/EN JEU	18-14	1- 0	4- 7	4- 5	0- 0
TOTAL	18-16	1- 0	4- 7	4- 7	0- 0
FREE KICKS/COUPS FRANCS					
DIRECT	4-13				
INDIRECT	2- 7				
CORNER KICKS/COUPS DE COIN	4- 6				
OFFSIDE/HORS JEU	2- 7				
PENALTY FOULS/FAUTES	0- 0				
INTO OWN GOAL/BUTS C.S.C.	0- 0				
DISALLOWED GOALS	1- 0				
SUBSTITUTIONS	2- 1				
WARNINGS/AVERTISSEMENTS	3- 0				
ATTENDANCE/AFFLUENCE	36.909				

First Round-Group A
Results - Match 17 / Aug. 02

Premier tour - groupe a
Resultats - match 17 / 02 Aout

NOR 2 - QAT 0					
NO	NAME	GOALS GUTS	NO	NAME	GOALS GUTS
HALF-TIME/MI-TEMPS (1-0)					
PAT			NOR		
01	Lari, Younis	0*	01	Thorstvedt, Erik	0*
02	Alsowaidi, Mohddeham	0*	02	Fjelberg, Svein	0*
03	Waleed, Sultan	0*	03	Kojedal, Terje	0*
04	Aladsani, Yousuf	NP	04	Eggen, Knut Torbj	0*
05	Alali, Mobarak	0*	05	Sirevaag, Trond	NP
06	Almass, Faraj	0*	06	Ahlsen, Per Egil	0*
07	Suwaide, Mubarak	NP	07	Mordt, Per Edmund	0*
08	Alammari, Mohd	0*	08	Herlovsen, Kai Erik	0*
09	Almajed, Ahmad	NP	09	Gran, Stein	0
10	Alkhater, Mubarak	0*	10	Sundby, Tom	0*
11	Mehaizaa, Salem	NP	11	Kollshaugen, Stein	NP
12	Alsadah, Ali	0*	12	Rise, Ola By	NP
13	Malalla, Adel	0*	13	Vaadal, Joar	2*
14	Ahmad, Ibrahim	0	14	Johansen, Egil F	0*
15	Bakheet, Mansoor	0*	15	Berg, Jan	NP
16	Almohamedi, Khalid	NP	16	Krogsaeter, Andre	0
17	Almohamadi, Issa	0*	17	S&and, Leif Arve	0*

REFEREE/ARBITRE KALOMBO MAW
LINESMEN/ARBITRE ROTH FRA
DIAZ COL

First Round - Group A
Statistics (Team) - Match 17 / Aug. 02

Premier tour - groupe a
Statistiques (equipe) - match 17 / 02 Aout

EVENT EVENEMENT	TOTAL BUTS	STOPPED BY / BLOQUES PAR			
		GOALS BUTS	KEEPER GARDIEN	DEFENS POTEAUX	POSTS RATES
PAT-NOR					
GOAL ATTEMPTS/TIRS AU BUT	0- 0	0- 0	0- 0	0- 0	0- 0
PENALTY I1M	1- 0	0- 0	0- 0	0- 0	0- 0
ON FREE KICK/SUR COUP FRANC	0- 6	0- 0	0- 2	0- 2	0- 0
IN PHASE OF PLAY/EN JEU	1-18	0- 2	0- 7	0- 4	0- 1
TOTAL	2-24	0- 2	0- 9	0- 6	0- 1
FREE KICKS/COUPS FRANCS					
DIRECT	18-25				
INDIRECT	15- 6				
CORNER KICKS/COUPS DE COIN	0- 3				
OFFSIDE/HORS JEU	4-14				
PENALTY FOULS/FAUTES	0- 1				
INTO OWN GOAL/BUTS C.S.C.	0- 0				
DISALLOWED GOALS	0- 0				
SUBSTITUTIONS	1- 2				
WARNINGS/AVERTISSEMENTS	3- 2				
SENT-OFF/EXPULSIONS	2- 0				
ATTENDANCE/AFFLUENCE	17.528				

First Round-Group B
Results - Match 18 / Aug. 02

Premier tour - groupe b
Resultats - match 18 / 02 Aout

CHI 1 - FRA 1					
NO	NAME	GOALS BUTS	NO	NAME	GOALS BUTS
HALF-TIME/MI-TEMPS (1-0)					
CHI			FRA		
01	Fournier, Eduardo	0*	01	Rust, Albert	0*
02	Ahumada, Daniel	0*	02	Ayache, William	0*
03	Mosquera, Luis	0*	03	Bibard, Michel	NP
04	Martinez, Alex	0*	04	Bijotat, Dominique	0*
05	Contreras, Leonel	0*	05	Brisson, Francois	0*
06	Hisis, Alejandro	0*	06	Cubaynes, Patrick	NP
07	Nunez, Alfredo	NP	07	Garande, Patrice	NP
08	Vera, Jaime	0	08	Jeannol, Philippe	0*
09	Santis, Fernando	1*	09	Lacombe, Guy	0*
10	Marchant, Sergio	0*	10	Lemoult, Jean-Claude	1*
11	Olmos, Juvenal	0*	11	Rohr, Jean-Philippe	0
12	Toledo, Patricio	NP	12	Senac, Didier	0*
13	Perez, Luis	NP	13	Thouvenel, Jean-Christoph	0*
14	Pacheco, Sergio	NP	14	Tow, Jose	0*
15	Ramos, Carlos	0*	15	Xuereb, Daniel	0*
16	Baeza, Jaime	0*	16	Zanon, Jean-Louis	NP
17	Figueroa, Marco	0	17	Bensoussan, Michel	NP

REFEREE/ARBITRE KEIZER HOL
LINESMEN/JUFES DE TOUCHE SILES CRC
BELLION USA

First Round - Group B
Statistics (Team) - Match 18 / Aug. 02

Premier tour - groupe b
Statistiques (equipe) - match 18 / 02 Aout

EVENT EVENEMENT	TOTAL GUTS	STOPPED BY / BLOQUES PAR			
		GOALS GUTS	KEEPER GARDIEN	DEFENS POTEAUX	POSTS RATES
CHI-FRA					
GOAL ATTEMPTS/TIRS AU BUT					
PENALTY I1M	0- 0	0- 0	0- 0	0- 0	0- 0
ON FREE KICK/SUR COUP FRANC	4- 1	0- 0	0- 0	1- 0	0- 0
IN PHASE OF PLAY/EN JEU	5-27	1- 1	0-10	0- 6	0- 0
TOTAL	9-28	1- 1	1-10	1- 6	0- 0
FREE KICKS/COUPS FRANCS					
DIRECT	19-30				
INDIRECT	0- 5				
CORNER KICKS/COUPS DE COIN	2- 9				
OFFSIDE/HORS JEU	0- 2				
PENALTY FOULS/FAUTES	0- 0				
INTO OWN GOAL/BUTS C.S.C.	0- 0				
DISALLOWED GOALS	0- 0				
SUBSTITUTIONS	2- 0				
WARNINGS/AVERTISSEMENTS	0- 1				
ATTENDANCE/AFFLUENCE	28.114				

Football

First Round - Group C Results - Match 19/Aug. 02

EGY 1 - USA 1	GOALS	NO	NAME	GOALS
NO NAME	BUTS			BUTS
HALF-TIME/MI-TEMPS (1-1)				
EGY		USA		
01 Elmaamour, Adel	0*	01	Brcic, David	0*
02 Gadallah, Ali El Sayed	NP	02	Savage, Bruce	0*
03 Yassen, Rabie	0*	03	Thompson, Gregg	0*
04 Saleh, Mahmoud	0	04	Durgan, Jeff	0*
05 Youssif,Ibrahim	0*	05	Tamgi, Kazber	NP
06 Sedky, Yehia	SUS	06	Dibernardo, Angel	0*
07 Ismail, Mostafa	0*	07	Kapp, Erhardt	0*
08 Gharib, Shawk	0*	08	Borja, Heman	0*
09 Abdelghani, Magdy	0*	09	Moyers, Steven	0*
10 Elkhatib, Mahmoud	0*	10	Davis, Richard	0*
11 Soleman, Emad	1*	11	Perez, Hugo	0
12 Abouziad, Taher	0*	12	Crow, Kevin	0*
13 Hamed, Badreidin	0*	13	Willrich, Jean	NP
14 Salem, Nagy	0	14	Fox, Michael	0*
15 Helmy, Mohamad	0*	15	Swanner, Jamie	NP
16 Morsy, Alaa	SUS	16	Hooker, Jeffrey	0
17 Elzeer, Omar	NP	17	Ali, Amyr	NP

REFEREE/ARBITRE ROMERO ARB
LINESMEN/JUGES DE TOUCHE EVANGELISTA CAN
MARQUEZ MEX

First Round - Group C Statistics (Team) - Match 19 / Aug.02

EVENT	TOTAL GOALS	STOPPED BY/	BLOQUES	PAR	MISSED
EVENEMENT	BUTS	GARDIEN	POTEAUX	RATES	
EGY-USA					
GOAL ATTEMPTS/TIRS AU BUT					
PENALTY 11M	0- 0	0- 0	0- 0	0- 0	0- 0
ON FREE KICK/SUR COUP FRANC	1- 0	0- 0	0- 0	0- 0	1- 0
IN PHASE OF PLAY / EN JEU	16-16	1- 1	4- 4	3- 3	1- 1 7- 8
TOTAL	17-16	1- 1	4- 4	3- 3	1- 1 8- 8
FREE KICKS/COUPS FRANCS					
DIRECT	7-10				
INDIRECT	3- 1				
CORNER KICKS/COUPS DE COIN	3- 4				
OFFSIDE/HORS JEU	0- 3				
PENALTY FOULS/FAUTES	0- 0				
INTO OWN GOAL/BUTS C.S.C.	1- 0				
DISALLOWED GOALS	0- 0				
SUBSTITUTIONS	2- 1				
WARNINGS/AVERTISSEMENTS	1- 0				
ATTENDANCE/AFFLUENCE	54,973				

First Round - Group D Results - Match 20 / Aug.02

CRC 1 - ITA 0	GOALS	NO	NAME	GOALS
NO NAY	BUTS			BUTS
HALF-TIME/MI-TEMPS (1-0)				
CRC		ITA		
01 Rojas, Marco	0*	01	Tancredi, Franco	NP
04 Hines, Cesar	0*	02	Ferri, Riccardo	0*
05 Obando, Marvin	0*	03	Galli, Filippo	0*
06 Chavarria, German	0*	04	Nela, Sebastiano	SUS
07 Cayasso, Juan	NP	05	Tricella, Roberto	0*
08 Santana, Carlos	0	06	Vierchowod, Pietro	0*
09 Flores, Leonidas	0	07	Bagni, Salvatore	SUS
10 Rivers, Enrique	1*	08	Baresi, Franco	0*
11 Coronado, Evaristo	0*	09	Battistini, Sergio	0*
12 Alpizar, Minor	0*	10	Sabato, Antonio	0*
13 Toppings, Carlos	0*	11	Vignola, Beniamino	0
14 Guardia, Guillermo	0*	12	Zenga, Walter	0*
15 Simpson-Lacey, Miguel	NP	13	Fanna, Pietro	NP
16 Solano, Alvaro	NP	14	Massaro, Daniele	0*
17 Toppings, Carlos	0*	15	Briaschi, Massimo	0*
18 Galagarza, Luis	0*	16	Iorio, Maurizio	0*
		17	Serena, Aldo	0

REFEREE/ARBITRE GEBREYESUS ETH
LINESMEN/JUGES DE TOUCHE MCGINLAY GBR
CASTRO CHI

Football

First Round -Group D Statistics (Team) - Match 20 / Aug. 02

EVENT	TOTAL GOALS	STOPPED BY/	BLOQUES	PAR	MISSED
EVENEMENT	BUTS	GARDIEN	POTEAUX	RATES	
CRC-ITA					
GOAL ATTEMPTS/TIRS AU BUT					
PENALTY 11M	0- 0	0- 0	0- 0	0- 0	0- 0
ON FREE KICK/SUR COUP FRANC	2- 1	0- 0	1- 1	1- 0	0- 0
IN PHASE OF PLAY/EN JEU	4-24	1- 0	1- 3	1- 5	0- 0 2-16
TOTAL	6-25	1- 0	2- 4	2- 5	0- 0 2-16
FREE LOCL/COUPS FRANCS					
DIRECT	8- 7				
INDIRECT	7- 2				
CORNER KICKS/COUPS DE COIN	1- 1				
OFFSIDE/HORS JEU	0- 2				
PENALTY FOULS/FAUTES	0- 0				
INTO OWN GOAL/BUTS C.S.C.	0- 0				
DISALLOWED GOALS	0- 0				
SUBSTITUTIONS	1- 2				
WARNINGS/AVERTISSEMENTS	1- 1				
ATTENDANCE/AFFLUENCE	41,291				

First Round - Group A Results - Match 21 / Aug.03

CAN 3 - CMR 1	GOALS	NO	NAME	GOALS
NO NAME	BUTS			BUTS
HALF-TIME/MI-TEMPS (1-0)				
CMR		CAN		
01 Bell, Joseph	0*	01	Lettieri, Tino	0*
02 Mbassieffengue, Luc	0*	02	Lenarduzzi, Bob	0*
03 Sinkot, Isaac Gilbert	NP	03	Wilson, Bruce	0*
04 Bilamo, Michel	0*	04	Moore, Terry	0*
05 Onana Eloundou, Elie	NP	05	Bridge, Ian	0*
06 Kunde, Emmanuel	0*	06	Ragan, Randy	0*
07 Mfede, Louis Paul	1	07	Norman, David	NP
08 Ekeke, Ebelle Eugene	0	08	Gray, Gerry	0*
09 Miller, Albert Roger	0*	09	Garraway, Ken	NP
10 Dang, Dagobert	0*	10	Mitchell, Dale	2*
11 Toube, Charles	0*	11	Sweeney, Mike	0*
12 Ebongue, Ernest	NP	12	Vrablic, Igor	1*
13 Bahoken, Paul	0*	14	Da Luca, Pasquale	NP
14 Abega Mbida,Theophile	0*	15	James, Paul	0*
15 Doumbe Lea, Francois	0*	16	Catlift, John	NP
16 Aoudou, Ibrahim	0*	17	Martin, Craig	NP
17 Songoo, Jacques	NP	22	Habermann, Sven	NP

REFEREE/JUGE DE TOUCHEBARBARESCO ITA
LINESMEN/JUGES DE TOUCHE SOCHA USA
RAMCHARAN TRI

First Round - Group A Statistics (Team) - Match 21 /Aug. 03

EVENT	TOTAL GOALS	STOPPED BY/	BLOQUES	PAR	MISSED
EVENEMENT	BUTS	GARDIEN	POTEAUX	RATES	
CMR-CAN					
GOAL ATTEMPTS/TIRS AU BUT					
PENALTY 11M	0- 1	0- 1	0- 0	0- 0	0- 0
ON FREE KICK/SUR COUP FRANC	1- 0	0- 0	0- 0	1- 0	0- 0
IN PHASE OF PLAY/EN JEU	15-14	1- 2	3- 5	3- 2	0- 0 8- 5
TOTAL	16-15	1- 3	3- 5	4- 2	0- 0 8- 5
FREE KICKS/COUPS FRANCS					
DIRECT	22-21				
INDIRECT	7- 6				
CORNER KICKS/COUPS DE COIN	4- 2				
OFFSIDE/HORS JEU	6- 7				
PENALTY FOULS/FAUTES	1- 0				
INTO OWN GOAL/BUTS C.S.C.	0- 0				
DISALLOWED GOALS	0- 0				
SUBSTITUTIONS	2- 0				
WARNINGS/AVERTISSEMENTS	2- 1				
SENT-OFF/EXPULSION	1- 0				
ATTENDANCE/AFFLUENCE	27,823				



First Round - Group B
Results - Match 22 / Aug. 03

Premier tour - groupe b
Resultats - match 22 / 03 Aout

YUG 4 - IRQ 2		GOALS	NO	NAME	GOALS
NO	NAME	BUTS			BUTS
HALF-TIME / MI-TEMPS (0-2)					
IRQ			YUG		
01	Salman, R. H.	0*	01	Pudar, Ivan	0*
02	Matar, A. D.	0*	02	Capljic, Vlado	0*
03	Allawi, K. H.	NP	03	Baljic, Mirsad	0*
05	Hamid, K. M.	0*	04	Katanec, Srecko	0*
06	Shehab, A.H.	1*	05	Elsner, Marko	0*
07	Awfi, R.H.	0	06	Radanovic, Ljubomir	0*
08	Minshid, K. S.	0*	07	Smajic, Admir	0*
10	Mohammed, H. S.	1*	08	Gracan, Nenad	0*
11	Mahmoud, E. J.	0*	09	Djurovski, Milko	NP
12	Benwan, S. M.	NP	10	Bazdarevic, Mehmed	0
13	Allawi, K. M.	0*	11	Cvetkovic, Borislav	NP
14	Nasser, H. N.	0*	12	Ivkovic, Tomislav	NP
15	Awne, N. H. A.	0*	13	Nikolic, Jovica	1
16	Hassan, M. F.	0*	14	Deveric, Stjepan	3*
17	Yacoub, W. M.	0	15	Milijus, Branko	NP
20	Jassim, A. F. N.	NP	16	Stojkovic, Dragan	0*
			17	Mrkela, Mitar	0*

REFEREE / ARBITRE SANO JPN
LINESMEN / JUGES DE TOUCHE SILES CRC
BELLION USA

First Round - Group B
Statistics (Team) - Match 22 / Aug. 03

Premier tour - groupe b
Statistics (equipe) - match 22 / 03 Aout

EVENT EVENEMENT	TOTAL GOALS BUTS	STOPPED BY/ BLOQUES PAR			
		KEEPER GARDIEN	DEFENS POTEAUX	POSTS RATES	MISSED
IRQ-YUG					
GOAL ATTEMPTS / TIRS AU BUT					
PENALTY 11M	0- 0	0- 0	0- 0	0- 0	0- 0
ON FREE KICK / SUR COUP FRANC	0- 2	0- 0	0- 0	0- 0	0- 0
IN PHASE OF PLAY/EN JEU	19-20	2- 4	7- 8	3- 7	0- 0
TOTAL	19-22	2- 4	7- 8	3- 7	0- 0
FREE KICKS / COUPS FRANCS					
DIRECT	22- 7				
INDIRECT	1- 7				
CORNER KICKS / COUPS DE COIN	8- 7				
OFFSIDE / HORS JEU	7- 4				
PENALTY FOULS / FAUTES	0- 0				
INTO OWN GOAL / BUTS C.S.C.	0- 0				
DISALLOWED GOALS	0- 0				
SUBSTITUTIONS	2- 2				
WARNINGS / AVERTISSEMENTS	2- 0				
ATTENDANCE / AFFLUENCE	24,430				

First Round - Group C
Results-Match 23 / Aug.03

Premier tour - groupe c
Resultats - match 23 / 03 Aout

FRG 6 - SAU 0		GOALS	NO	NAME	GOALS
NO	NAME	BUTS			BUTS
HALF-TIME/MI-TEMPS (4-0)					
SAU			FRG		
01	Alhsain, Mohamedom	0*	01	Franke, Bernd	0*
02	Aldawasare, Sameija	0*	02	Bockenfeld, Manfred	0*
03	Bishy, Hassenma	0*	03	Dickgiesser, Roland	NP
04	Abdulshakor, Sameerao	0*	04	Bast,Dieter	0*
05	Masod, Abdullah F.	NP	05	Wehmeyer, Bernd	0*
06	Albishi, Ahmada	0*	06	Buchwald, Guido	0*
07	Alnasisah, Shayemsh	NP	07	Groh, Juergen	0*
08	Bayazid,Ahamedaa	0*	08	Bommer,Rudolf	2*
09	Mohammed, Majedaa	0*	09	Schatzschneider, Dieter	NP
10	Mosaibeth, Fahedms	0*	10	Brehme, Andreas	0*
11	Aldosati, Mehaisenmj	0*	11	Mill, Frank	1*
12	Aldosari, Salmannha	0	12	Junghans, Walter	NP
13	Abduljawad, Mohammedam	0*	13	Schoen, Alfred	0
14	Aldossary, Salehkh	0	14	Lux, Peter	0
15	Alkhamees, Nawafam	NP	15	Rahn,Uwe	1*
16	Bakshwein, Omaro	0*	16	Schreier, Christian	2*
21	Aldeayee, Abdullaha	NP	17	Schlindwein, Dieter	NP

REFEREE / ARBITRE IGNA RON
LINESMEN/ JUGES BE TOUCHE CHA KOR
QUINIOU FRA

First Round - Group C
Statistics (Team) - Match 23 / Aug.03

Premier tour - groupe c
Statistiques (equipe) - match 23/03 Aout

EVENT EVENEMENT	TOTAL GOALS RUTS	STOPPED BY/ BLOQUES PAR			
		KEEPER GARDIEN	DEFENS POTEAUX	POSTS RATES	MISSED
SAU-FRG					
GOAL ATTEMPTS/TIRS AU BUT					
PENALTY 11M	0- 0	0- 0	0- 0	0- 0	0- 0
ON FREE KICK/SUR COUP FRANC	0- 0	0- 0	0- 0	0- 0	0- 0
IN PHASE OF PLAY/EN JEU	12-20	0- 6	3- 7	3- 2	0- 0
TOTAL	12-20	0- 6	3- 7	3- 2	0- 0
FREE KICKS/COUP FRANCS					
DIRECT	13- 9				
INDIRECT	6- 0				
CORNER KICKS/COUPS DE COIN	4- 5				
OFFSIDE/HORS	0- 9				
PENALTY FOULS/FAUTES	0- 0				
INTO OWN GOAL/BUTS C.S.C.	0- 0				
DISALLOWED GOALS	0- 0				
SUBSTITUTIONS	1- 0				
WARNINGS/AVERTISSEMENTS	1- 0				
ATTENDANCE/AFFLUENCE	26,242				

First Round - Group D
Results - Match 24 / Aug. 03

Premier tour - groupe d
Resultats - match 24 / 03 Aout

BRA 2 - MAR 0		GOALS	NO	NAME	GOALS
NO	NAME	BUTS			BUTS
HALF-TIME/MI-TEMPS (0-0)					
MAR			RNA		
01	Badou, Ezaki	0*	01	Rinaldi, Gilmar	0*
02	Dahan, Saad	0*	02	Silva, Ronaldo	0*
03	Lamris, Abdelmajid	0*	03	Brum, Jorge Luiz	NP
04	Elbiyaz, Mostafa	0*	04	Galvao, Mauro	0*
05	Bouyahiaoui, Nouredine	0*	05	Kaeser, Ademir Rock	0*
06	Dolmy, Abdelmajid	0*	06	Ferreira, Andre Luiz	SUS
07	Elhadaoui, Mustapha	NP	07	Santos, Paulo	NP
08	Mouttaqui, Driss	NP	08	Verri, Carlos	1*
09	Hanini, Hassan	NP	09	Leiehardt Neto, Joao	1
10	Timoumi, Mohammed	0*	10	Oliveira, Augilmar	0*
11	Elbied, Khalid	0*	11	Paiva, Silvio	0*
12	Hmied, Salaheddine	NP	12	Dias, Luiz	NP
13	Merry, Mustapha	0*	13	Winck, Luiz Carlos	0*
14	Safri, Mohamed	NP	14	Silva, Davi Cortez	0*
15	Quadani, Lahcen	0*	15	Gil, Antonio Jose	0*
16	Janina, Hamid	0	16	Vidal, Francisco	0*
17	Elghrissi, Abdeslam	0*	17	Cruz, Milton	NP

REFEREE/ARBITRE SANCHEZ ESP
LINESMEN/JUGES DE TOUCHE GEBAEYESUS ETA
SOBTARID YUG

First Round - Group D
Statistics (Team) - Match 24 / Aug. 03

Premier tour - groupe d
Statistiques (equipe) - match 24 / 03 Aout

EVENT EVENEMENT	TOTAL GOALS RUTS	STOPPED BY/ BLOQUES PAR			
		KEEPER GARDIEN	DEFENS POTEAUX	POSTS RATES	MISSED
MAR-BRA					
GOAL ATTEMPTS/TIRS AU BUT					
PENALTY 11M	0- 0	0- 0	0- 0	0- 0	0- 0
ON FREE KICK/SUR COUP FRANC	0- 0	0- 0	0- 0	0- 0	0- 0
IN PHASE OF PLAY/EN JEU	6-13	0- 2	4- 3	0- 1	0- 0
TOTAL	6-13	0- 2	4- 3	0- 1	0- 0
FREE KICKS/COUPS FRANCS					
DIRECT	11-10				
INDIRECT	3- 5				
CORNER KICKS/COUPS DE COIN	3- 5				
OFFSIDE/HORS JEU	5- 3				
PENALTY FOULS/FAUTES	0- 0				
INTO OWN GOAL/BUTS C.S.C.	0- 0				
DISALLOWED GOALS	0- 0				
SUBSTITUTIONS	2- 1				
WARNINGS/AVERTISSEMENTS	0- 1				
ATTENDANCE/AFFLUENCE	49,355				

Football

Quarter-Finals Results - Match 25/Aug. 05

ITA 1 - CHI 0		GOALS		NO NAME		GOALS	
NO	NAME	BUTS	BUTS			BUTS	BUTS
HALF-TIME/MI-TEMPS							
END OF REGULATION TIME/ FIN DU TEMPS REGULIER							
ITA				CHI			
01	Tancredi, Franco	0*	01	Fournier, Eduardo		0*	
02	Ferri, Riccardo	0*	02	Ahumada, Daniel		0*	
03	Galli, Filippo	0*	03	Mosquera, Luis		0*	
04	Nela, Sebastiano	SUS	04	Martinez, Alex		0*	
05	Tricella, Roberto	0*	05	Contreras, Leonel		0*	
06	Vierchowod, Pietro	0*	06	Hisis, Alejandro		0*	
07	Bagni, Salvatore	0*	07	Nunez, Alfredo		0*	
08	Baresi, Franco	NP	08	Vera, Jaime		NP	
09	Battistini, Sergio	0	09	Santis, Fernando		0	
10	Sabato, Antonio	0*	10	Marchant, Sergio		0	
11	Vignola, Beniamino	1*	11	Olmos, Juvenal		0*	
12	Zenga, Walter	NP	12	Toledo, Patricio		NP	
13	Fanna, Pietro	0*	13	Perez, Luis		NP	
14	Massaro, Daniele	0*	14	Pacheco, Sergio		NP	
15	Briaschi, Massimo	NP	15	Ramos, Carlos		0*	
16	Iorio, Maurizio	0	16	Baeza, Jaime		0*	
17	Serena, Aldo	0*	17	Figueroa, Marco		0*	

REFEREE/ARBITRE MCGINLAY GBR
LINESMEN/JUGES DE TOUCHE SOCHA USA
EL SELMY KUW

Quarter-Finals Statistics (Team) - Match 25/Aug. 05

EVENT EVENEMENT	TOTAL BUTS	GOALS BUTS	STOPPED BY/BLOQUES PAR		MISSED RATES
			KEEPER GARDIEN	DEFENS POTEAUX	
ITA-CHI					
GOAL ATTEMPTS/TIRS AU BUT					
PENALTY 11M	1- 0	1- 0	0- 0	0- 0	0- 0
ON FREE KICK/SUR COUP FRANC	0- 2	0- 0	0- 0	0- 2	0- 0
IN PHASE OF PLAY/EN JEU	17-17	0- 0	7- 3	3- 5	0- 0
TOTAL	18-19	1- 0	7- 3	3- 7	0- 0
FREE KICKS/COUPS FRANCS					
DIRECT	24-31				
INDIRECT	18- 6				
CORNER KICKS/COUPS DE COIN	5- 7				
OFFSIDE/HORS JEU	6- 2				
PENALTY FOULS/FAUTES	0- 1				
INTO OWN GOAL/BUTS C.S.C.	0- 0				
DISALLOWED GOALS	0- 0				
SUBSTITUTIONS	2- 2				
WARNINGS/AVERTISSEMENTS	4- 4				
ATTENDANCE/AFFLUENCE	67,039				

Quarter-Finals Results - Match 26/Aug. 05

FRA 2 - EGY 0		GOALS		NO NAME		GOALS	
NO	NAME	BUTS	BUTS			BUTS	BUTS
HALF-TIME/MI-TEMPS							
FRA				EGY			
01	Rust, Albert	0*	01	Elmaamour, Adel		SUS	
02	Ayache, William	0*	02	Gadallah, Ali El Bayed		NP	
03	Bibard, Michel	NP	03	Yassen. Rabie		0*	
04	Bijotat, Dominique	0*	04	Saleh, Mahmoud		NP	
05	Brisson, Francois	0*	05	Youssif, Ibrahim		0*	
06	Cubaynes, Patrick	NP	06	Sedky,Yehia		SUS	
07	Garande, Patrice	0	07	Ismail, Mostafa		0	
08	Jeanol, Philippe	0*	08	Gharib,Shawki		0*	
09	Lacombe, Guy	0*	09	Abdelghani, Magdy		0*	
10	Lemoult, Jean-Claude	0*	10	Elkhatib, Mahmoud		0*	
11	Rohr, Jean-Philippe	0	11	Soleman, Emad		0*	
12	Senac, Didier	0*	12	Abouzied, Taher		0*	
13	Thouvenel, Jean-Christoph	0*	13	Hamed, Badreldin		0*	
14	Toure, Jose	0*	14	Helmy, Mohamad		0	
15	Xuereb, Daniel	2*	15	Elzeer, Omar		0*	
16	Zanon, Jean-Louis	NP	16	Morsy, Alaa		0*	
17	Bensoussan, Michel	NP	17	Salem, Nagy		0*	

REFEREE/ARBITRE CHA KOR
LINESMEN/JUGES DE TOUCHE KEIZER HOL
MARQUEZ MEX

Football

Quarter-Finals Statistics (Team) - Match 26/Aug. 05

EVENT EVENEMENT	TOTAL BUTS	STOPPED BY/BLOQUES PAR		MISSED RATES
		GOALS GARDIEN	DEFENS POTEAUX	
FRA-EGY				
GOAL ATTEMPTS/TIRS AU BUT				
PENALTY 11M	0- 0	0- 0	0- 0	0- 0
ON FREE KICK/SUR COUP FRANC	2- 0	0- 0	0- 0	0- 0
IN PHASE OF PLAY/EN JEU	7- 4	2- 0	2- 0	2- 1
TOTAL	9- 4	2- 0	2- 0	2- 1
FREE KICKS/COUPS FRANCS				
DIRECT	7-10			
INDIRECT	1- 1			
CORNER KICKS/COUPS DE COIN	2- 3			
OFFSIDE/HORS JEU	3- 1			
PENALTY FOULS/FAUTES	0- 0			
INTO OWN GOAL/BUTS C.S.C.	0- 0			
DISALLOWED GOALS	0- 0			
SUBSTITUTIONS	2- 2			
WARNINGS/AVERTISSEMENTS	0- 0			
ATTENDANCE/AFFLUENCE	66,228			

Quarter-Finals Results - Match 27/Aug. 06

BRA 1 - CAN 1		GOALS		NO NAME		GOALS	
NO	NAME	BUTS	BUTS			BUTS	BUTS
HALF-TIME/MI-TEMPS (0- 0)							
END OF OVERTIME/FIN DU TEMPS SUPPLEMENTAIRE (1- 1)							
PENALTY KICKS/COUP DE PENALITE (4- 2)							
BRA				CAN			
01	Rinaldi, Gilmar	0*	01	Lettieri, Tino			
02	Silva, Ronald	0*	02	Lenarduzzi, Bob			
03	Brum, Jorge Luiz	0*	03	Wilson, Bruce			
04	Galvao, Mauro	0*	04	Moore, Terry			
05	Kaeser, Ademir Rock	0*	05	Bridge, Ian			
06	Ferreira, Andre Luiz	0*	06	Ragan, Randy			
07	Santos, Paul	0	07	Norman, David			
08	Verri, Carlo s	0*	08	Gray,Gerry			
09	Lelehardt Neto, Joa o	0	09	Garraway, Ken			
10	Oliveira, Augilmar	1*	10	Mitchell, Dale			
11	Paiva, Silvio	0*	11	Sweeney, Mike			
12	Dias,Luiz	NP	12	Vrablic, Igor			
13	Winck, Luiz Carlos	NP	14	De Luca, Pasquale			
14	Silva, Davi Cortez	NP	15	James, Paul			
15	Gil, Antonio Jose	0*	16	Catliiff, John			
16	Vidal, Francisco	0*	17	Martin, Craig			
17	Cruz, Milton	NP	22	Habermann, Sven			

REFEREE/ARBITRE SILES CRC
LINESMEN/JUGES DE TOUCHE SANCHEZ ESP
SOCHA USA

Quarter-Finals Statistics (Team) - Match 27/Aug. 06

EVENT EVENEMENT	TOTAL BUTS	STOPPED BY/ BLOQUES PAR		MISSED RATES
		GOALS GARDIEN	DEFENS POTEAUX	
REGULATION & OVERTIME/REGLEMENT & TEMPS SUPPLEMENTAIRE BRA-CAN				
GOAL ATTEMPTS/TIRS AU BUT				
PENALTY 11M	0- 0	0- 0	0- 0	0- 0
ON FREE KICK/SUR COUP FRANC	2- 2	0- 0	0- 0	0- 0
IN PHASE OF PLAY/EN JEU	20-11	1- 1	7- 5	6- 1
TOTAL	22-13	1- 1	7- 5	6- 1
FREE KICKS/COUPS FRANCS				
DIRECT	25-27			
INDIRECT	12- 8			
CORNER KICKS/COUPS DE COIN	7- 6			
OFFSIDE/HORS JEU	6- 5			
PENALTY FOULS/FAUTES	0- 0			
INTO OWN GOAL/BUTS C.S.C.	0- 0			
DISALLOWED GOALS	0- 1			
SUBSTITUTIONS	0- 1			
WARNINGS/AVERTISSEMENTS	0- 2			
ATTENDANCE/AFFLUENCE	36,150			



Quarter-Finals
Results - Match 28 / Aug. 06

Quarts de finale
Resultats - match 28 / 06 Aout

YUG 5 - FRG 2							
NO	NAME	GOALS BUTS	NO	NAME	GOALS BUTS		
HALF-TIME/MI-TEMPS (2-2)							
YUG				FRG			
01	Pudar, Ivan	NP	01	Franke, Bernd	0*		
02	Capljic, Vlado	NP	02	Bockenfeld, Manfred	0*		
03	Baljic, Mirsad	0*	03	Dickgiesser, Roland	NP		
04	Katanec, Srecko	0*	04	Bast, Dieter	0*		
05	Elsner, Marko	0*	05	Wehmeyer, Bernd	0*		
06	Radanovic, Ljubomir	1*	06	Buchwald, Guido	0*		
07	Smajic, Admir	NP	07	Groh, Juergen	0*		
08	Gracan, Nenad	1*	08	Bommer, Rudolf	1*		
09	Djurovski, Milko	NP	09	Schatzschneider, Dieter	0		
10	Bazdarevic, Mehmed	0*	10	Brehme, Andreas	0*		
11	Cvetkovic, Borislav	3*	11	Mill, Frank	0*		
12	Ivkovic, Tomislav	0*	12	Junghans, Walter	NP		
13	Nikolic, Jovica	0*	13	Schoen, Alfred	NP		
14	Deveric, Stjepan	0*	14	Lux, Peter	NP		
15	Miljus, Branko	0*	15	Rahn, Uwe	1*		
16	Stojkovic, Dragan	0	16	Schreier, Christian	0*		
17	Mrkela, Miar	0	17	Schindwein, Dieter	NP		
REFEREE/ARBITRE ROMERO ARG LINESMEN/JUGES DE TOUCHE DIAZ COL MARQUEZ MEX							

Quarter - Finals
Statistics (Team) - Match 28 / Aug. 06

Quart de finale
Statistiques (equipe) - match 28 / 06 Aout

EVENT EVENEMENT	TOTAL GOALS BUTS	STOPPED BY/ BLOQUES PAR				
		KEEPER GARDIEN	DEFENS	POSTS POTEAUX	MISSED RATES	
YUG-FRG						
GOAL ATTEMPTS/TIRS AU BUT						
PENALTY 11M	1- 0	1- 0	0- 0	0- 0	0- 0	0- 0
ON FREE KICK/SUR COUP FRANC	0- 1	0- 0	0- 0	0- 0	0- 0	0- 1
IN PHASE OF PLAY/EN JEU	10-16	4- 2	4- 4	0- 2	0- 1	2- 7
TOTAL	11-17	5- 2	4- 4	0- 2	0- 1	2- 8
FREE KICKS/COUPS FRANCS						
DIRECT	16-18					
INDIRECT	4- 5					
CORNER KICKS/COUPS DE COIN	3- 6					
OFFSIDE/HORS JEU	4- 2					
PENALTY FOULS/FAUTES	1- 0					
INTO OWN GOAL/BUTS C.S.C.	0- 0					
DISALLOWED GOALS	0- 0					
SUBSTITUTIONS	2- 1					
WARNINGS/AVERTISSEMENTS	2- 1					
ATTENDANCE/AFFLUENCE	58,439					

Semi-Finals
Results - Match 29 / Aug. 08

Demi-finales
Resultats - match 29 / 08 Aout

FRA 4 - YUG 2							
NO	NAME	GOALS BUTS	NO	NAME	GOALS BUTS		
HALF-TIME/MI-TEMPS (2-0)							
END OF REGULATION TIME/FIN DU TEMPS REGULIER (2-2)							
END OF OVERTIME/FIN DU TEMPS SUPPLEMENTAIRE (4-2)							
FRA				YUG			
01	Rust, Albert	0*	01	Pudar, Ivan	NP		
02	Ayache, William	0*	02	Capljic, Vlado	NP		
03	Bibard, Michel	0	03	Baljic, Mirsad	0*		
04	Bijotat, Dominique	1*	04	Katanec, Srecko	0*		
05	Brisson, Francois	0*	05	Elsner, Marko	0*		
06	Cubaynes, Patrick	NP	06	Radanovic, Ljubomir	0*		
07	Garande, Patrice	NP	07	Smajic, Admir	NP		
08	Jeannol, Philippe	1*	08	Gracan, Nenad	0*		
09	Lacombe, Guy	1*	09	Djurovski, Milko	NP		
10	Lemoult, Jean-Claude	0*	10	Bazdarevic, Mehmed	0*		
11	Rohr, Jean-Philippe	0*	11	Cvetkovic, Borislav	1*		
12	Senac, Didier	0*	12	Ivkovic, Tomislav	0*		
13	Thouvenel, Jean-Christoph	0*	13	Nikolic, Jovica	0*		
14	Toure, Jose	NP	14	Deveric, Stjepan	1*		
15	Xuereb, Daniel	1*	15	Miljus, Branko	0*		
16	Zanon, Jean-Louis	0	16	Stojkovic, Dragan	0		
17	Bensoussan, Michel	NP	17	Mrkela, Mitar	0		
REFEREE/ARBITRE RAMIREZ MEX LINESMEN/JUGES DE TOUCHE ROMERO ARG EVANGELISTA CAN							

Semi-Finals
Statistics (Team) - Match 29 / Aug. 08

Demi-finales
Statistiques (equipe) - match 29 / 08 Aout

EVENT EVENEMENT	TOTAL GOALS BUTS	STOPPED BY/ BLOQUES PAR				
		KEEPER GARDIEN	DEFENS	POSTS POTEAUX	MISSED RATES	
FRA-YUG						
GOAL ATTEMPTS/TIRS AU BUT						
PENALTY 11M	0- 0	0- 0	0- 0	0- 0	0- 0	0- 0
ON FREE KICK/SUR COUP FRANC	3- 0	1- 0	1- 0	0- 0	0- 0	1- 0
IN PHASE OF PLAY/EN JEU	20-18	3- 2	7- 5	1- 5	0- 0	9- 6
TOTAL	23-18	4- 2	8- 5	1- 5	0- 0	10- 6
FREE KICKS/COUPS FRANCS						
DIRECT	20-36					
INDIRECT	4- 2					
CORNER KICKS/COUPS DE COIN	4- 8					
OFFSIDE/HORS JEU	2- 4					
PENALTY FOULS/FAUTES	0- 0					
INTO OWN GOAL/BUTS C.S.C.	0- 0					
DISALLOWED GOALS	0- 0					
SUBSTITUTIONS	2- 2					
WARNINGS/AVERTISSEMENTS	1- 4					
SENT OFF/EXPULSIONS	0- 2					
ATTENDANCE/AFFLUENCE	97,451					

Semi-Finals
Results - Match 30 / Aug. 08

Demi-finales
Resultats - match 30 / 08 Aout

BRA 2 - ITA 1							
NO	NAME	GOALS BUTS	NO	NAME	GOALS BUTS		
HALF-TIME/MI-TEMPS (0-0)							
END OF REGULATION TIME/FIN DU TEMPS REGULIER (1-1)							
END OF OVERTIME/FIN DU TEMPS SUPPLEMENTAIRE (2-1)							
ITA				BRA			
01	Tancredi, Franco	0*	01	Rinaldi, Gilmar	0*		
02	Ferri, Riccardo	SUS	02	Silva, Ronaldo	1*		
03	Galli, Filippo	0*	03	Brum, Jorge Luiz	0*		
04	Nela, Sebastiano	0*	04	Galvao, Mauro	0*		
05	Tricella, Roberto	0*	05	Kaesser, Ademir Rock	0*		
06	Vierchowod, Pietro	0*	06	Ferreira, Andre Luiz	0*		
07	Bagni, Salvatore	0*	07	Bantos, Paulo	NP		
08	Baresi, Franco	0*	08	Verrri, Carlos	0*		
09	Battistini, Sergio	0	09	Leiehardt Neto, Joao	0*		
10	Sabato, Antonio	0*	10	Oliveira, Augilmar	1*		
11	Vignola, Beniamino	SUS	11	Paiva, Silvio	0*		
12	Zenga, Walter	NP	12	Dias, Luiz	NP		
13	Fanna, Pietro	1*	13	Winck, Luiz Carlos	NP		
14	Massaro, Daniele	0*	14	Silva, Davi Cortez	NP		
15	Briaschi, Massimo	NP	15	Gil, Antonio Jose	0*		
16	Iorio, Maurizio	0	16	Vidal, Francisco	0		
17	Serena, Aldo	0*	17	Cruz, Milton	0		
REFEREE/ARBITRE SOCHA USA LINESMEN/JUGES DE TOUCHE MCGINLAY GBR EL SELMY KUW							

Semi-Finals
Statistics (Team) - Match 30/Aug. 08

Demi-finales
Statistiques (equip) - match 30/08 Aout

EVENT EVENEMENT	TOTAL GOALS BUTS	STOPPED BY/ BLOQUES PAR				
		KEEPER GARDIEN	DEFENS	POSTS POTEAUX	MISSED RATES	
ITA-BRA						
GOAL ATTEMPTS/TIRS AU BUT						
PENALTY 11M	0- 0	0- 0	0- 0	0- 0	0- 0	0- 0
ON FREE KICK/SUR COUP FRANC	2- 4	0- 0	1- 3	0- 0	0- 0	1- 1
IN PHASE OF PLAY/EN JEU	10-18	1- 2	1- 3	4- 3	0- 0	4-10
TOTAL	12-22	1- 2	2- 6	4- 3	0- 0	5-11
FREE KICKS/COUPS FRANCS						
DIRECT	42-26					
INDIRECT	4-14					
CORNER KICKS/COUPS DE COIN	5- 5					
OFFSIDE/HORS JEU	3- 5					
PENALTY FOULS/FAUTES	0- 0					
INTO OWN GOAL/BUTS C.S.C.	0- 0					
DISALLOWED GOALS	0- 0					
SUBSTITUTIONS	2- 2					
WARNINGS/AVERTISSEMENTS	2- 2					
SENT OFF/EXPULSIONS	0- 0					
ATTENDANCE/AFFLUENCE	83,642					

Football

Finals (3-4 Places) Results-Match 31/Aug.10

YUG 2 - ITA 1		GOALS NO NAME GOALS	
NO	NAME	BUTS	BUTS
HALF-TIME/MI-TEMPS (0-1)			
YUG		ITA	
01	Pudar, Ivan	0*	01 Tancredi, Franco
02	Capljic, Vlado	0*	02 Ferri, Riccardo
03	Baljic, Mirsad	1*	03 Galli, Filippo
04	Katanec, Srecko	0*	04 Nela, Sebastiano
05	Elsner, Marko	0*	05 Tricella, Roberto
06	Radanovic, Ljubomir	0*	06 Vierchowod, Pietro
07	Smajic, Admir	NP	07 Bagni, Salvatore
08	Gracan, Nenad	0*	08 Baresi, Franco
09	Djurovski, Milko	NP	09 Battistini, Sergio
10	Bazdarevic, Mehmed	0*	10 Sabato, Antonio
11	Cvetkovic, Borislav	SUS	11 Vignola, Beniamino
12	Ivkovic, Tomislav	NP	12 Zenga, Walter
13	Nikolic, Jovica	SUS	13 Fanna, Pietro
14	Deveric, Stjepan	1*	14 Massaro, Daniele
15	Miljus, Branko	0*	15 Briaschi, Massimo
16	Stojkovic, Dragan	0*	16 Iorio, Maurizio
17	Mrkela, Mitar	SUS	17 Serena, Aldo

REFEREE/ARBITRE MCGINLAY GBR
LINESMEN/JUGES DE TOUCHE SILES CRC
GEBREYESUS ETH

Finals (3-4 Places) Statistics (Team)-Match 31/Aug.10

EVENT EVENEMENT	TOTAL BUTS	STOPPED BY/BLOQUES PAR			
		GOALS GARDIEN	DEFENS POTEAUX	MISSED RATES	
YUG-ITA					
GOAL ATTEMPTS/TIRS AU BUT					
PENALTY 11M	0- 1	0- 1	0- 0	0- 0	0- 0
ON FREE KICK/SUR COUP FRANC	2- 1	0- 0	0- 1	0- 0	0- 0
IN PHASE OF PLAY/EN JEU	18- 3	2- 0	2- 1	7- 0	0- 0
TOTAL	20- 5	2- 1	2- 2	7- 0	0- 0
FREE KICKS/COUPS FRANCS					
DIRECT	16- 15				
INDIRECT	0- 3				
CORNER KICKS/COUPS DE COIN	9- 1				
OFFSIDE/HORS JEU	3- 0				
PENALTY FOULS/FAUTES	0- 1				
INTO OWN GOAL/BUTS C.S.C.	0- 0				
DISALLOWED GOALS	0- 0				
SUBSTITUTIONS	0- 2				
WARNINGS/AVERTISSEMENTS	1- 1				
ATTENDANCE/AFFLUENCE	100,374				

Finals (1-2 Places) Results-Match 32/Aug.11

FRA 2 - BRA 0		GOALS NO NAME GOALS	
NO	NAME	BUTS	BUTS
HALF-TIME/MI-TEMPS (0-0)			
FRA		BRA	
01	Rust, Albert	0*	01 Rinaldi, Gilmar
02	Ayache, William	0*	02 Silva,Ronaldo
03	Bibard, Michel	0*	03 Brum, Jorge Luiz
04	Bijotat, Dominique	0*	04 Galvao, Mauro
05	Brisson, Francois	1*	05 Kaeser, Ademir Rock
06	Cubaynes, Patrick	0	06 Ferreira, Andre Luiz
07	Garande, Patrice	0	07 Santos, Paulo
08	Jeannol, Philippe	0*	08 Verri,Carlos
09	Lacombe,Guy	0*	09 Leiehardt Neto, Joao
10	Lemoult, Jean-Claude	0*	10 Oliveira, Augilmar
11	Rohr, Jean-Philippe	0*	11 Paiva, Silvio
12	Senac, Didier	NP	12 Dias, Luiz
13	Thouvenel, Jean-Christoph	NP	13 Winck, Luiz Carlos
14	Toure, Jose	NP	14 Silva, Davi Cortez
15	Xuereb, Daniel	1*	15 Gil, Antonio Jose
16	Zanon, Jean-Louis	0*	16 Vidal, Francisco
17	Bensoussan, Michel	NP	17 Cruz, Milton

REFEREE/ARBITRE KEIZER HOL
LINESMEN/JUGES DE TOUCHE ROMERO ARG
CHA KOR

Football

Finals (1-2 Places) Statistics (Team) - Match 32/Aug. 11

EVENT EVENEMENT	TOTAL BUTS	STOPPED BY/BLOQUES PAR			
		GOALS GARDIEN	DEFENS POTEAUX	MISSED RATES	
FRA-BRA					
GOAL ATTEMPTS/TIRS AU BUT					
PENALTY 11M	0- 0	0- 0	0- 0	0- 0	0- 0
ON FREE KICK/SUR COUP FRANC	2- 0	0- 0	0- 0	0- 0	0- 0
IN PHASE OF PLAY/EN JEU	10- 11	2- 0	2- 3	4- 1	0- 0
TOTAL	12- 11	2- 0	2- 3	4- 1	0- 0
FREE KICKS/COUPS FRANCS					
DIRECT	22- 18				
INDIRECT	3- 2				
CORNER KICKS/COUPS DE COIN	2- 4				
OFFSIDE/HORS JEU	1- 2				
PENALTY FOULS/FAUTES	0- 0				
INTO OWN GOAL/BUTS C.S.C.	0- 0				
DISALLOWED GOALS	0- 0				
SUBSTITUTIONS	2- 2				
WARNINGS/AVERTISSEMENTS	0- 0				
ATTENDANCE/AFFLUENCE	101,799				

Finals (1-2 Places) Match Progress - Match 32/Aug. 11

TIME TEMPS	EVENT EVENEMENT	RESULT RESULTAT	NO CTR	NAME
00:00	KICK-OFF/COUP D'ENVOI	0- 0	09	BRA Leiehardt Neto, Joao
13:00	DIRECT FREE KICK/COUP FRANC		06	BRA Ferreira, Andre Luiz
26:00	CORNER KICK/COUP DU COIN		15	BRA Gil, Antonio Jose
33:00	CORNER KICK/COUP DU COIN		16	FRA Zanon, Jean-Louis
38:00	CORNER KICK/COUP DU COIN		15	BRA Gil, Antonio Jose
42:00	INJURY/BLESSURE		10	FRA Lemoult, Jean-Claude
45:00	HALF-TIME/MI-TEMPS	0- 0		
45:00	KICK-OFF/COUP D'ENVOI		05	FRA Brisson, Francois
55:00	GOAL/BUT	1- 0	05	FRA Brisson, Francois
58:00	INJURY/BLESSURE		16	FRA Zanon, Jean-Louis
58:00	SUBSTITUTIONS-OUT		09	BRA Leiehardt Neto, Joao
	SUBSTITUTIONS-IN		16	BRA Vidal, Francisco
58:00	SUBSTITUTIONS-OUT		15	BRA Gil, Antonio Jose
	SUBSTITUTION-IN		17	BRA Cruz, Milton
60:00	GOAL/BUT	2- 0	15	FRA Xuereb, Daniel
67:00	CORNER KICK/COUP DU COIN		11	BRA Paiva, Silvio
77:00	CORNER KICK/COUP DU COIN		02	FRA Ayache, William
79:00	SUBSTITUTIONS-OUT		05	FRA Brisson, Francois
	SUBSTITUTIONS-IN		07	FRA Garande, Patrice
83:00	DIRECT FREE KICK/COUP FRANC		10	BRA Oliveira, Augilmar
83:00	CORNER KICK/COUP DU COIN		11	BRA Paiva, Silvio
87:00	SUBSTITUTIONS-OUT		15	FRA Xuereb, Daniel
	SUBSTITUTIONS-IN		06	FRA Cubaynes, Patrick
90:00	END OF MATCH	2- 0		

First Round-Group A Team Standing/ Aug. 02

COUNTRY PAYS	POINTS	PLAYED JOUES	WON GAGNES	TIED NULS	LOST PERDUS	GOALS / BUTS		
						FOR	AGAINST	DIFF.
1 FRA	4	3	1	2	0	5	4	+ 1
1 CHI	4	3	1	2	0	2	1	+ 1
3 NOR	3	3	1	1	1	3	2	+ 1
4 QAT	1	3	0	1	2	2	5	- 3

ROUND PROGRESS/DEROULEMENT DE LA RONDE

	NOR	CHI	FRA	QAT
NOR	X	0-0	1-2	2-0
CHI	0-0	X	1-1	1-0
FRA	2-1	1-1	X	2-2
QAT	0-2	0-1	2-2	X

First Round - Group B Team Standing/Aug. 03

COUNTRY PAYS	POINTS	PLAYED JOUES	WON GAGES	TIED NULS	LOST PERDUS	GOALS / BUTS		
						FOR	AGAINST	DIFF.
1 YUG	6	3	3	0	0	7	3	+4
2 CAN	3	3	1	1	1	4	3	+1
3 CMR	2	3	1	0	2	3	5	-2
4 IRQ	1	3	0	1	2	3	6	-3

ROUND PROGRESS/DEROULMENT DE LA RONDE

	YUG	CMR	CAN	IRQ
YUG	X	2-1	1-0	4-2
CMR	1-2	X	1-3	1-0
CAN	0-1	3-1	X	1-1
IRQ	2-4	0-1	1-1	X



First Round - Group C
Team Standing / Aug. 03

Premier tour - groupe c
Classement des équipes / 03 Aout

COUNTRY PAYS	POINTS	PLAYED JOUES	WON GAGNES	TIED NULS	LOST PERDUS	GOALS / BUTS		
						FOR POUR	AGAINST CONTRE	DIFF.
1 BRA	6	3	3	0	0	6	1	+5
2 FRG	4	3	2	0	1	8	1	+7
3 BAR	2	3	1	0	2	1	4	-3
4 SAU	0	3	0	0	3	1	10	-9

ROUND PROGRESS/DEROULEMENT DE LA RONDE

	FRG	MAR	BRA	SAU
FRG	X	2-0	0-1	6-0
BAR	0-2	X	0-2	1-0
BRA	1-0	2-0	X	3-1
SAU	0-6	0-1	1-3	X

First Round - Group D
Team Standing / Aug. 02

Premier tour - groupe d
Classement des équipes/02 Aout

COUNTRY PAYS	POINTS	PLAYED JOUES	WON GAGNES	TIED NULS	LOST PERDUS	GOALS / BUTS		
						FOR POUR	AGAINST CONTRE	DIFF.
1 ITA	4	3	2	0	1	2	1	+1
2 EGY	3	3	1	1	1	5	3	+2
3 USA	3	3	1	1	1	4	2	+2
4 CRC	2	3	1	0	2	2	7	-5

ROUND PROGRESS/DEROULEMENT DE LA RONDE

	ITA	EGY	USA	CRC
ITA	X	1-0	1-0	0-1
EGY	0-1	X	1-1	4-1
USA	0-1	1-1	X	3-0
CRC	1-0	1-4	0-3	X

Match Summary

Match Sommaire

Match	Group		Site	Attendance	
1	A	NOR 0	CHI 0	Harvard	25,000
2	B	FRA 2	QAT 2	Annapolis	29,240
3	C	USA 3	CRC 0	Stanford	78,265
4	D	ITA 1	EGY 0	Rose Bowl	37,430
5	A	CAN 1	IRQ 1	Harvard	17,500
6	B	YUG 2	CMR 1	Annapolis	15,010
7	C	FRG 2	BAR 0	Stanford	23,228
8	D	BRA 3	SAU 1	Rose Bowl	40,779
9	A	FRA 2	NOR 1	Harvard	27,828
10	B	CHI 1	PAT 0	Annapolis	14,508
11	C	EGY 4	CRC 1	Stanford	20,645
12	D	ITA 1	USA 0	Rose Bowl	63,624
13	A	CMR 1	IRQ 0	Harvard	18,432
14	B	YUG 1	CAN 0	Annapolis	19,243
15	C	BRA 1	FRG 0	Stanford	75,239
16	D	MAR 1	SAU 0	Rose Bowl	36,909
17	A	NOR 2	PAT 0	Harvard	17,528
18	B	CHI 1	FRA 1	Annapolis	28,114
19	C	EGY 1	USA 1	Stanford	54,973
20	D	CRC 1	ITA 0	Rose Bowl	41,291
21	A	CAN 3	CMR 1	Harvard	27,823
22	B	YUG 4	IRQ 2	Annapolis	24,430
23	C	FRG 6	SAU 0	Stanford	26,242
24	D	BRA 2	BAR 0	Rose Bowl	49,355
Quarterfinals					
25		ITA 1	CHI 0	Stanford	67,039
25		FRA 2	EGY 0	Rose Bowl	66,228
27		BRA 1*	CAN 1	Stanford	36,150
28		YUG 5	FRG 2	Rose Bowl	58,439
Semi-Finals					
29		FRA 4	YUG 2 (OT)	Rose Bowl	97,451
30		BRA 2	ITA 1 (OT)	Stanford	83,642
Bronze					
		YUG 2	ITA 1	Rose Bowl	100,374
Gold					
		FRA 2	BRA 0	Rose Bowl	101,799

* - Brazil won 4-2 on Penalty Kick

Scorer Standing
Aug.11

Classement des buteurs-
11 Aout

RANK RANG	CTRY PAYS	NAME	GOALS BUTS	MATCHES
1	YUG	Cvetkovic, Borislav	5	6
	YUG	Deveric, Stjepan	5	6
	FRA	Xuereb, Daniel	5	6
4	BRA	Oliveira, Augilmar	4	5
5	YUG	Nikolic, Jovica	3	6
	FRG	Bommer, Rudolf	3	4
	FRG	Rahn, Uwe	3	4
	CAN	Mitchell, Dale	3	4
	FRA	Brisson, Francois	3	6
10	USA	Davis, Richard	2	3
	QAT	Almohamedi, Khalid	2	3
	EGY	Soleman, Emad	2	4
	NOR	Johansen, Egil F	2	3
	IRQ	Mohammed, H. S.	2	3
	BRA	Verrí, Carlos	2	5
	FRG	Schreier, Christian	2	4
	ITA	Fanna, Pietro	2	6
	ITA	Vignola, Beniamino	2	6
19	YUG	Bajlic, Mirsad	1	6
	CAN	Gray, Gerry	1	4
	YUG	Gracan, Nenad	1	6
	BRA	Leiehardt Neto, Joao	1	5
	IRQ	Shehab, A. H.	1	3
	USA	Willrich, Jean	1	3
	ITA	Serena, Aldo	1	6
	FRA	Garande, Patrice	1	5
	CMR	Miller, Albert Roger	1	3
	BRA	Paiva, Silvio	1	5
	SAU	Mohammed, Majedaa	1	3
	FRG	Brehme, Andreas	1	4
	CHI	Baeza, Jaime	1	4
	NOR	Ahlsen, Per Egil	1	3
	EGY	Gadallah, Ali El Sayed	1	4
	EGY	Abdelghani, Magdy	1	4
	EGY	Elkhatib, Mahmoud	1	4
	CRC	Coronado, Evaristo	1	3
	BAR	Merry, Mustapha	1	3
	CMR	Bahoken, Paul	1	3
	FRA	Lemoult, Jean-Claude	1	5
	CRC	Rivers, Enrique	1	3
	CHI	Santis, Fernando	1	4
	CMR	Mfede, Louis Paul	1	3
	CAN	Vrablic, Igor	1	4
	FRG	Mill, Frank	1	4
	YUG	Radanovic, Ljubomir	1	6
	FRA	Bijotat, Dominique	1	5
	FRA	Jeanol, Philippe	1	5
	FRA	Lacombe, Guy	1	5
	BRA	Silva, Ronaldo	1	5

Officials

Federation Internationale de Gymnastique (FIG)

President / president Yuri Titov (URS)
 Secretary-General / secretaire-general Max Bangerter (SUI)
 Technical Delegates / delegues techniques Ellen Berger (GDR)
 Alexandro Lylo (TCH)
 Janine Rinaldi (FRA)

LAOOC Administrative Staff / Personnel Administratif de LAOOC

Co-Commissioners / co-commissaire Hyla Berteau and Richard Berteau
 Competition Director / directeur du competition Mike Jacki
 Venue Manager / manager de la venue Greg Brown
 Sports Manager / manager du sport Susan Wilson


Participants / Participants

Women Femmes	Competitors Competiteurs	Countries Pays	Men Hommes	Competitors Competiteurs	Countries Pays
Team Competition / concours par equipe	65	16	Team Competition / par equipe	71	19
Rhythmic Competition / concours rythmique	33	20			

Legend / Legende

BEAM	balance beam / poutre	PAR.B	parallel bars / barres paralleles
COMPUL	compulsory score / note apres les exercices imposes	RINGS	still rings / anneaux
FLOOR	floor exercise / exercice au sol	S.HOR	pommel horse / cheval-arcons
HOR.B	horizontal bars / barre fixe	UN.B	uneven bars / barres asymetriques
OPTION	optional score / note aux exercices libres	VAULT	vaulting / saut, voltige





Gymnastics

Women/Team Competition 1a Compulsory Exercises-Subdivision 1 / July 30		Femmes/concours par equipe 1a Exercices imposes-subdivision 1/30 Juil				
GROUP GROUPE	CTRY NAME	VAULT SAUT	UN.B. B. ASY	BEAM POUTR	FLOOR SOL	TOTAL
01	JPN	48.60	44.10	46.45	48.45	187.60
	Yukimori, Ayami	9.50	8.05	9.25	9.55	36.35
	Oyagi, Chihiro	9.70	9.10	8.85	9.60	37.25
	Watanabe, Sae	9.80	8.10	9.30	9.75	36.95
	Kawase, Tokie	9.75	8.80	9.15	9.65	37.35
	Mochizuki, Noriko	9.75	9.30	9.40	9.70	38.15
	Mario, Maiko	9.60	8.80	9.35	9.75	37.50
02	ESP	47.35	44.95	45.30	47.80	185.40
	Navarro, Virginia	9.40	8.45	8.95	9.40	36.20
	Estevez, Margot	9.35	8.60	8.90	9.35	36.20
	Artigas, Marta	9.60	8.95	9.15	9.60	37.30
	Martinez, Irene	9.45	8.75	8.75	9.55	36.50
	Manso, Ana Olivido	9.35	9.30	9.10	9.55	37.30
	Munoz, Laura	9.55	9.35	9.20	9.70	37.80
03	BRA	9.45	9.10	8.95	9.40	36.90
	Figueiredo, Tatiana	9.45	9.10	8.95	9.40	36.90
	ITA	9.55	9.30	8.95	9.20	37.00
	Bortolaso, Laura	9.55	9.30	8.95	9.20	37.00
	KOR	9.65	8.90	8.95	9.30	36.80
	Lee, Jung-Hee	9.65	8.90	8.95	9.30	36.80
	ISR	9.60	7.30	9.20	9.50	35.60
Shim, Jae-Young	9.60	7.30	9.20	9.50	35.60	
ISR	Goldsmith, Nancy	9.20	8.00	8.90	9.30	35.40
	Fridman, Ilmor	9.30	7.20	7.75	9.20	33.45

Women/Team Competition 1a Compulsory Exercises-Subdivision 2 / July 30		Femmes/concours par equipe 1a Exercices imposes-subdivision 2 / 30 Juil				
GROUP GROUPE	CTRY NAME	VAULT SAUT	UN.B. B. ASY	BEAM POUTR	FLOOR SOL	TOTAL
01	USA	49.15	48.60	48.90	49.05	195.70
	Bileck, Pamela	9.80	9.00	9.70	9.70	38.20
	Dusserre, Michelle	9.80	9.85	9.40	9.70	38.75
	Johnson, Kathy	9.85	9.60	9.85	9.80	39.10
	Talavera, Tracee	9.80	9.45	9.65	9.60	38.50
	Mc Namara, Julianne	9.80	9.90	9.85	9.90	39.45
	Retton, Mary Lou	9.90	9.80	9.85	9.95	39.50
	02	FRG	48.00	47.40	46.40	48.05
Beckers, Astrid		9.55	9.00	9.20	9.60	37.35
Golz, Angela		9.50	9.30	9.30	9.60	37.70
Lehmann, Brigitta		9.70	9.45	9.25	9.40	37.80
Heine, Elke		9.65	9.55	9.25	9.70	38.15
Schwarm, Heike		9.55	9.50	9.15	9.50	37.70
Wilhelm, Anja		9.55	9.60	9.40	9.65	38.20

Women/Team Competition 1a Compulsory Exercises-Subdivision 3 / July 30		Femmes/concours par equipe 1a Exercices imposes-subdivision 3 / 30 Juil				
GROUP GROUPE	CTRY NAME	VAULT SAUT	UN.B. B. ASY	BEAM POUTR	FLOOR SOL	TOTAL
01	AUS	9.30	8.60	9.25	9.40	36.55
	Battersby, Keri	9.30	8.60	9.25	9.40	36.55
	AUS	9.40	8.15	9.40	9.40	36.35
	Wilson, Kellie	9.40	8.15	9.40	9.40	36.35
	SWE	8.85	8.70	9.00	9.30	35.85
02	GBR	47.50	45.45	45.40	47.55	185.90
	Lamer, Sally	9.65	8.40	9.00	9.30	36.35
	Price, Hayley	9.40	8.60	8.95	9.55	36.50
	Harrison, Amanda	9.50	9.00	8.70	9.50	36.70
	Williams, Kathleen	9.55	9.20	8.90	9.50	37.15
03	SUI	48.05	45.10	46.00	47.00	186.15
	Seiler, Natalie	9.55	8.80	9.00	9.25	36.60
	Ernst, Bettina	9.55	8.90	8.65	9.45	36.55
	Latanzio, Susi	9.55	9.15	9.15	9.30	37.15
	Beer, Monika	9.65	8.35	9.25	9.35	36.60

Women/Team Competition 1a Compulsory Exercises-Subdivision 4/July 30		Femmes/concours par equipe 1a Exercices imposes-subdivision 4/30 Juil				
GROUP GROUPE	CTRY NAME	VAULT SAUT	UN.B. B. ASY	BEAM POUTR	FLOOR SOL	TOTAL
01	CHN	48.90	47.85	48.25	49.15	194.15
	Huang, Qun	9.60	8.90	9.60	9.70	37.80
	Zhou, Qirui	9.85	9.50	9.60	9.80	38.75
	Wu, Jiani	9.40	9.75	9.75	9.85	38.75
	Ma, Yanhong	9.65	9.90	9.70	9.80	39.05
	Zhou, Ping	9.90	9.55	9.60	9.90	38.95
	Chen, Yongyan	9.90	9.15	9.55	9.80	38.40
02	ROM	49.20	48.90	48.75	49.30	196.15
	Pauca, Simona	9.80	9.70	9.80	9.70	39.00
	Grigoras, Cristina	9.70	9.60	9.65	9.75	38.70
	Stanulet, Mihaela	9.80	9.70	9.70	9.80	39.00
	Cutina, Laura	9.80	9.75	9.65	9.80	39.00
	Agache, Lavinia	9.90	9.85	9.85	9.95	39.55
	Szabo, Ecaterina	9.90	9.90	9.75	10.00	39.55
03	CAN	48.35	45.90	47.10	47.30	188.65
	Brown, Kelly	9.80	8.70	8.95	8.60	36.05
	Zosa, Gigi	9.60	9.35	9.40	9.40	37.75
	Botnen, Anita	9.50	9.10	9.40	9.45	37.45
	Tudos, Jessica	9.50	8.65	9.05	9.35	36.55
	Wittmeier, Bonnie	9.75	9.45	9.55	9.60	38.35
	Thomas, Andrea	9.70	9.30	9.70	9.50	38.20

Gymnastique

Women/Team Competition 1b Optional Exercises-Subdivision 1 /Aug. 01		Femmes/concours par equipe 1b Exercices a volonte-subdivision 1/01 Aout				
GROUP GROUPE	CTRY NAME	VAULT SAUT	UN.B. B. ASY	BEAM POUTR	FLOOR SOL	TOTAL
01	FRA	9.35	9.60	8.80	8.45	36.20
	Ragazzacci, Corinne	9.35	9.60	8.80	8.45	36.20
	SWE	9.25	8.25	9.05	9.45	36.00
	Adomat, Lena	9.25	8.25	9.05	9.45	36.00
	FRA	9.40	9.40	8.80	9.25	36.85
02	ISR	9.30	8.25	8.85	8.80	35.20
	Fridman, Ilmor	9.30	8.25	8.85	8.80	35.20
	KOR	9.20	7.85	8.85	8.60	34.50
	Shim, Jae-Young	9.20	7.85	8.85	8.60	34.50
	ITA	9.40	9.55	9.45	9.35	37.75
03	ESP	47.40	46.15	47.00	46.15	186.70
	Estevez, Margot	9.45	9.25	8.45	9.40	36.55
	Navarro, Virginia	9.40	8.90	9.30	9.35	36.95
	Martinez, Irene	9.20	9.25	9.40	9.25	37.10
	Munoz, Laura	9.65	9.60	9.70	9.00	37.95

Women/Team Competition 1b Optional Exercises-Subdivision 2/Aug. 01		Femmes/ concours par equipe 1b Exercices a volonte-subdivision 2/01 Aout				
GROUP GROUPE	CTRY NAME	VAULT SAUT	UN.B. B. ASY	BEAM POUTR	FLOOR SOL	TOTAL
01	SUI	47.10	47.35	45.35	47.55	187.35
	Ernst, Bettina	9.30	9.40	8.60	9.35	36.65
	Jervella, Marisa	9.10	8.85	9.00	9.30	36.25
	Beer, Monika	9.40	9.10	8.55	9.55	36.60
	Seiler, Natalie	9.40	9.60	9.15	9.40	37.55
	Latanzio, Susi	9.40	9.50	8.90	9.45	37.25
	Kessler, Romi	9.60	9.75	9.70	9.80	38.85
	02	GBR	48.00	46.45	45.75	47.75
Price, Hayley		9.75	9.05	9.35	9.40	37.55
Lamer, Sally		9.60	9.20	8.75	9.70	37.25
Williams, Kathleen		9.60	8.95	9.40	9.35	37.30
Davies, Natalie		9.45	9.35	9.00	9.50	37.30
Harrison, Amanda		9.60	9.45	9.25	9.55	37.85
Young, Lisa		9.35	9.40	8.50	9.60	36.85

Women/Team Competition 1b Optional Exercises-Subdivision 3/Aug. 01		Femmes/concours par equipe 1b Exercices a volonte-subdivision 3/01 Aout				
GROUP GROUPE	CTRY NAME	VAULT SAUT	UN.B. B. ASY	BEAM POUTR	FLOOR SOL	TOTAL
01	FRG	48.10	47.10	47.45	46.65	189.30
	Schwarm, Heike	9.35	9.25	9.50	9.05	37.15
	Beckers, Astrid	9.45	9.40	9.45	9.60	37.90
	Golz, Angela	9.50	9.50	9.20	8.95	37.15
	Wilhelm, Anja	9.65	9.35	9.70	9.55	38.25
	Lehmann, Brigitta	9.80	9.25	9.20	8.80	37.05
02	CAN	47.60	47.60	46.90	48.15	190.25
	Brown, Kelly	9.60	9.45	8.85	9.55	37.45
	Tudos, Jessica	9.50	9.65	9.50	9.55	38.20
	Botnen, Anita	9.15	9.70	9.55	9.70	38.10
	Zosa, Gigi	9.55	9.10	9.35	9.65	37.65
	Thomas, Andrea	9.55	9.40	9.00	9.70	37.65
	Wittmeier, Bonnie	9.40	9.40	9.50	9.20	37.50
03	JPN	9.45	8.65	9.10	9.10	36.30
	Yukimori, Ayami	9.45	8.65	9.10	9.10	36.30
	Watanabe, Sae	9.65	8.35	9.25	9.35	36.60
	Kawase, Tokie	9.75	9.60	9.50	9.65	38.50
	Morio, Maiko	9.70	9.60	9.60	9.50	38.40
	Oyagi, Chihiro	9.80	9.25	9.20	8.80	37.05

Women/Team Competition 1b Optional Exercises-Subdivision 4/Aug. 01		Femmes/concours par equipe 1b Exercices a volonte-subdivision 4/01 Aout				
GROUP GROUPE	CTRY NAME	VAULT SAUT	UN.B. B. ASY	BEAM POUTR	FLOOR SOL	TOTAL
01	ROM	49.40	48.70	49.30	48.65	196.05
	Pauca, Simona	9.65	9.65	10.00	9.75	39.05
	Stanulet, Mihaela	9.80	9.80	9.80	9.30	38.70
	Grigoras, Cristina	9.90	9.80	9.75	9.75	39.20
	Cutina, Laura	9.80	9.90	9.80	9.90	39.40
	Agache, Lavinia	9.90	9.55	9.40	9.20	38.05
	Szabo, Ecaterina	10.00	9.30	9.95	9.95	39.20
02	USA	49.15	49.25	47.70	49.40	195.50
	Bileck, Pamela	9.60	9.60	9.60	9.80	38.60
	Talavera, Tracee	9.90	9.75	9.15	9.80	38.60
	Johnson, Kathy	9.80	9.80	9.75	9.65	39.00
	Dusserre, Michelle	9.70	9.80	9.40	9.90	38.80
	Retton, Mary Lou	10.00	9.90	9.75	9.90	39.55
	Mc Namara, Julianne	9.75	10.00	9.20	10.00	38.95
03	CHN	48.55	49.00	48.65	48.25	194.45
	Huang, Qun	9.65	9.65	9.55	9.65	38.50
	Zhou, Qirui	9.70	9.15	9.15	9.75	37.75
	Chen, Yongyan	9.75	9.80	9.75	9.65	38.95
	Ma, Yanhong	9.65	10.00	9.80	9.70	39.15
	Wu, Jiani	9.70	9.90	9.		



Woman/team Competition 1a & 1b
Team Classification/Aug.01

Femmes/concours par equipe 1a & 1b
Classement par equipe/01 Aout

RANK RANG	CTRY PAYS	VAULT SAUT	UN.B B.ASY	BEAM POUTR	FLOOR SOL	COMPUL. IMPOSE	OPTION. VOLONTE	TOTAL
1	ROM	49.20	48.90	48.75	49.30	196.15		
		49.40	48.70	49.30	48.65		196.05	392.20
2	USA	49.15	48.60	48.90	49.05	195.70		
		49.15	49.25	47.70	49.40		195.50	391.20
3	CHN	48.90	47.85	48.25	49.15	194.15		
		48.55	49.00	48.65	48.25		194.45	388.60
4	FRG	48.00	47.40	46.40	48.05	189.85		
		48.10	47.10	47.45	46.65		189.30	379.15
5	CAN	48.35	45.90	47.10	47.30	188.65		
		47.60	47.60	46.90	48.15		190.25	378.90
6	JPN	48.60	44.10	46.45	48.45	187.60		
		46.95	48.15	46.65	47.40		189.15	376.75
7	GBR	47.50	45.45	45.40	47.55	185.90		
		48.00	46.45	45.75	47.75		187.95	373.85
8	SUI	48.05	45.10	46.00	47.00	186.15		
		47.10	47.35	45.35	47.55		187.35	373.50
9	ESP	47.35	44.95	45.30	47.80	185.40		
		47.40	46.15	47.00	46.15		186.70	372.10

Women/Team Competition 1a & 1b
Individual Classific.-All Around/Aug.01

Femmes/ concours par equipe 1a & 1b
Class. indiv.-total des epreuves/01 Aout

RANK RANG	NAME	CTRY	COMPUL. IMPOSE	OPTION. VOLONTE	TOTAL TOTAL	PRELIM. PRELIM.
1	Retton, Mary Lou	USA	39.50	39.55	79.05	39.525
2	Szabo, Ecaterina	ROM	39.55	39.20	78.75	39.375
3	Cutina, Laura	ROM	39.00	39.40	78.40	39.200
	Mc Namara, Julianne	USA	39.45	38.95	78.40	39.200
5	Ma, Yanhong	CHN	39.05	39.15	78.20	39.100
6	Johnson, Kathy	USA	39.10	39.00	78.10	39.050
7	Pauca, Simona	ROM	39.00	39.05	78.05	39.025
8	Grigoras, Cristina	ROM	38.70	39.20	77.90	38.950
9	Wu, Jiani	CHN	38.75	39.00	77.75	38.875
10	Stanulet, Mihaela	ROM	39.00	38.70	77.70	38.850
11	Agache, Lavinia	ROM	39.55	38.05	77.60	38.800
12	Dusserre, Michelle	USA	38.75	38.80	77.55	38.775
13	Chen, Yongyan	CHN	38.40	38.95	77.35	38.675
	Zhou, Ping	CHN	38.95	38.40	77.35	38.675
	Kessler, Romi	SUI	38.50	38.85	77.35	38.675
16	Talavera, Tracee	USA	38.50	38.60	77.10	38.550
17	Bileck, Pamela	USA	38.20	38.60	76.80	38.400
18	Heine, Elke	FRG	38.15	38.40	76.55	38.275
19	Zhou, Qiurui	CHN	38.75	37.75	76.50	38.250
20	Wilhelm, Anja	FRG	38.20	38.25	76.45	38.225
21	Huang, Qun	CHN	37.80	38.50	76.30	38.150
22	Mono, Maiko	JPN	37.50	38.40	75.90	37.950
23	Thomas, Andrea	CAN	38.20	37.65	75.85	37.925
	Wittmeier, Bonnie	CAN	38.35	37.50	75.85	37.925
25	Munoz, Laura	ESP	37.80	37.95	75.75	37.875
26	Mochizuki, Noriko	JPN	38.15	37.55	75.70	37.850
27	Botnen, Anita	CAN	37.45	38.10	75.55	37.775
28	Zosa, Gigi	CAN	37.75	37.65	75.40	37.700
29	Beckers, Astrid	FRG	37.35	37.90	75.25	37.625
30	Davies, Natalie	GBR	37.75	37.30	75.05	37.525
31	Golz, Angela	FRG	37.70	37.15	74.85	37.425
	Lehmann, Brigitta	FRG	37.80	37.05	74.85	37.425
	Schwarm, Heike	FRG	37.70	37.15	74.85	37.425
	Kawase, Tokie	JPN	37.35	37.50	74.85	37.425
	Oyagi, Chihiro	JPN	37.25	37.60	74.85	37.425
36	Tudos, Jessica	CAN	36.55	38.20	74.75	37.375
	Bortolaso, Laura	ITA	37.00	37.75	74.75	37.375
38	Harrison, Amanda	GBR	36.70	37.85	74.55	37.275
39	Manso, Ana Olivido	ESP	37.30	37.15	74.45	37.225
	Williams, Kathleen	GBR	37.15	37.30	74.45	37.225
41	Latanzio, Susi	SUI	37.15	37.25	74.40	37.200
42	Seiler, Natalie	SUI	36.60	37.55	74.15	37.075
43	Price, Hayley	GBR	36.50	37.55	74.05	37.025
	Young, Lisa	GBR	37.20	36.85	74.05	37.025
45	Yukimori, Ayami	JPN	36.35	37.55	73.90	36.950
46	Artigas, Marta	ESP	37.30	36.50	73.80	36.900
47	Watanabe, Sae	JPN	36.95	36.80	73.75	36.875
48	Martinez, Irene	ESP	36.50	37.10	73.60	36.800
	Lamer, Sally	GBR	36.35	37.25	73.60	36.800
50	Brown, Kelly	CAN	36.05	37.45	73.50	36.750
51	Beer, Monika	SUI	36.60	36.60	73.20	36.600
	Ernst, Bettina	SUI	36.55	36.65	73.20	36.600
53	Navarro, Virginia	ESP	36.20	36.95	73.15	36.575
	Laborderie, Florence	FRA	36.30	36.85	73.15	36.575
55	Lee, Jung-Hee	KOR	36.80	36.00	72.80	36.400
56	Estevez, Margot	ESP	36.20	36.55	72.75	36.375
57	Figueiredo, Tatiana	BRA	36.90	35.70	72.60	36.300
58	Jervella, Marisa	SUI	36.30	36.25	72.55	36.275
59	Battersby, Ken	AUS	36.55	35.75	72.30	36.150
60	Wilson, Kellie	AUS	36.35	35.85	72.20	36.100
61	Goldsmith, Nancy	ISR	35.40	36.65	72.05	36.025
62	Adomat, Lena	SWE	35.85	36.00	71.85	35.925
63	Ragazzacci, Corinne	FRA	35.40	36.20	71.60	35.800
64	Shim, Jae-Young	KOR	35.60	34.50	70.10	35.050
65	Fridman, Llmor	ISR	33.45	35.20	68.65	34.325

Women/Team Competition 1a & 1b
Individual Class.-Vault/Aug. 01

Femmes/concours par equipe 1a & 1b
Classement indiv-saut cheval/01 Aout

RANK RANG	NAME	CTRY	COMPUL. IMPOSE	OPTION. VOLONTE	TOTAL TOTAL	PRELIM. PRELIM.
1	Szabo, Ecaterina	ROM	9.90	10.00	19.90	9.950
3	Retton, Mary Lou	USA	9.90	10.00	19.90	9.950
4	Agache, Lavinia	ROM	9.90	9.90	19.80	9.900
5	Talavera, Tracee	USA	9.80	9.90	19.70	9.850
	Chen, Yongyan	CHN	9.90	9.75	19.65	9.825
	Zhou, Ping	CHN	9.90	9.75	19.65	9.825
8	Johnson, Kathy	USA	9.85	9.80	19.65	9.825
	Cutina, Laura	ROM	9.80	9.80	19.60	9.800
	Grigoras, Cristina	ROM	9.70	9.90	19.60	9.800
11	Stanulet, Mihaela	ROM	9.80	9.80	19.60	9.800
	Zhou, Qiurui	CHN	9.85	9.70	19.55	9.775
	Mc Namara, Julianne	USA	9.80	9.75	19.55	9.775
13	Lehmann, Brigitta	FRG	9.70	9.80	19.50	9.750
	Dusserre, Michelle	USA	9.80	9.70	19.50	9.750
15	Pauca, Simona	ROM	9.80	9.65	19.45	9.725
16	Brown, Kelly	CAN	9.80	9.60	19.40	9.700
	Bileck, Pamela	USA	9.80	9.60	19.40	9.700
18	Heine, Elke	FRG	9.65	9.70	19.35	9.675
	Kessler, Romi	SUI	9.75	9.60	19.35	9.675
20	Ma, Yanhong	CHN	9.65	9.65	19.30	9.650
21	Thomas, Andrea	CAN	9.70	9.55	19.25	9.625
	Huang, Qun	CHN	9.60	9.65	19.25	9.625
	Lamer, Sally	GBR	9.65	9.60	19.25	9.625
	Kawase, Tokie	JPN	9.75	9.50	19.25	9.625
	Mochizuki, Noriko	JPN	9.75	9.50	19.25	9.625
26	Munoz, Laura	ESP	9.55	9.65	19.20	9.600
	Wilhelm, Anja	FRG	9.55	9.65	19.20	9.600
28	Wittmeier, Bonnie	CAN	9.75	9.40	19.15	9.575
	Zosa, Gigi	CAN	9.60	9.55	19.15	9.575
	Price, Hayley	GBR	9.40	9.75	19.15	9.575
	Williams, Kathleen	GBR	9.55	9.60	19.15	9.575
32	Wu, Jiani	CHN	9.40	9.70	19.10	9.550
	Harrison, Amanda	GBR	9.50	9.60	19.10	9.550
34	Morio, Maiko	JPN	9.60	9.45	19.05	9.525
	Beer, Monika	SUI	9.65	9.40	19.05	9.525
36	Tudos, Jessica	CAN	9.50	9.50	19.00	9.500
	Ragazzacci, Corinne	FRA	9.65	9.35	19.00	9.500
	Beckers, Astrid	FRG	9.55	9.45	19.00	9.500
	Golz, Angela	FRG	9.50	9.50	19.00	9.500
40	Artigas, Marta	ESP	9.60	9.35	18.95	9.475
	Bortolaso, Laura	ITA	9.55	9.40	18.95	9.475
	Lee, Jung-Hee	KOR	9.65	9.30	18.95	9.475
	Latanzio, Susi	SUI	9.55	9.40	18.95	9.475
	Seiler, Natalie	SUI	9.55	9.40	18.95	9.475
45	Manso, Ana Olivido	ESP	9.35	9.55	18.90	9.450
	Schwarm, Heike	FRG	9.55	9.35	18.90	9.450
	Oyagi, Chihiro	JPN	9.70	9.20	18.90	9.450
48	Davies, Natalie	GBR	9.40	9.45	18.85	9.425
	Ernst, Bettina	SUI	9.55	9.30	18.85	9.425
50	Estevez, Margot	ESP	9.35	9.45	18.80	9.400
	Navarro, Virginia	ESP	9.40	9.40	18.80	9.400
	Laborderie, Florence	FRA	9.40	9.40	18.80	9.400
	Yukimori, Ayami	JPN	9.50	9.30	18.80	9.400
	Shim, Jae-Young	KOR	9.60	9.20	18.80	9.400
55	Young, Lisa	GBR	9.35	9.35	18.70	9.350
56	Figueiredo, Tatiana	BRA	9.45	9.20	18.65	9.325
	Botnen, Anita	CAN	9.50	9.15	18.65	9.325
	Martinez, Irene	ESP	9.45	9.20	18.65	9.325
59	Fridman, Llmor	ISR	9.30	9.30	18.60	9.300
	Jervella, Marisa	SUI	9.45	9.10	18.55	9.275
61	Watanabe, Sae	JPN	9.80	8.70	18.50	9.250
62	Wilson, Kellie	AUS	9.40	9.00	18.40	9.200
63	Battersby, Keri	AUS	9.30	9.05	18.35	9.175
64	Goldsmith, Nancy	ISR	9.20	9.10	18.30	9.150
65	Adomat, Lena	SWE	8.85	9.25	18.10	9.050

Women/Team Competition 1a & 1b
Individual Class.-Uneven Bars/Aug. 01

Femmes /concours par equipe 1 a & 1 b
Classement indiv.-barres asym./01 Aout

Gymnastics

RANK RANG	NAME	CTRY	COMPUL. IMPOSE	OPTION. VOLONTE	TOTAL TOTAL	PRELIM. PRELIM.
36	Zosa, Gigi	CAN	9.35	9.10	18.45	9.225
	Harrison, Amanda	GBR	9.00	9.45	18.45	9.225
	Kawase, Tokie	JPN	8.80	9.65	18.45	9.225
39	Manso, Ana Olivido	ESP	9.30	9.10	18.40	9.200
	Beckers Astrid	FRG	9.00	9.40	18.40	9.200
	Seiler, Natalie	SUI	8.80	9.60	18.40	9.200
42	Tudos, Jessica	CAN	8.65	9.65	18.30	9.150
	Ernst, Bettina	SUI	8.90	9.40	18.30	9.150
44	Brown, Kelly	CAN	8.70	9.45	18.15	9.075
	Laborderie, Florence	FRA	8.75	9.40	18.15	9.075
	Williams, Kathleen	GBR	9.20	8.95	18.15	9.075
47	Martinez, Irene	ESP	8.75	9.25	18.00	9.000
48	Artigas, Marta	ESP	8.95	8.95	17.90	8.950
	Lee, Jung-Hee	KOR	8.90	9.00	17.90	8.950
50	Battersby, Keri	AUS	8.60	9.25	17.85	8.925
	Estevez, Margot	ESP	8.60	9.25	17.85	8.925
52	Price, Hayley	GBR	8.60	9.05	17.65	8.825
53	Lamer, Sally	GBR	8.40	9.20	17.60	8.800
54	Watanabe, Sae	JPN	8.10	9.40	17.50	8.750
	Jervella, Marisa	SUI	8.65	8.85	17.50	8.750
56	Beer, Monika	SUI	8.35	9.10	17.45	8.725
57	Navarro, Virginia	ESP	8.45	8.90	17.35	8.675
58	Goldsmith, Nancy	ISR	8.00	9.30	17.30	8.650
	Yukimori, Ayami	JPN	8.05	9.25	17.30	8.650
60	Figueiredo, Tatiana	BRA	9.10	8.10	17.20	8.600
61	Wilson, Kellie	AUS	8.15	8.80	16.95	8.475
	Ragazzacci, Corinne	FRA	7.35	9.60	16.95	8.475
	Adomat, Lena	SWE	8.70	8.25	16.95	8.475
64	Fridman, Llmor	ISR	7.20	8.25	15.45	7.725
65	Shim, Jae-Young	KOR	7.30	7.85	15.15	7.575

Women/Team Competition 1a & 1b Individual Class.-Beam/Aug. 01

RANK RANG	NAME	CTRY	COMPUL. IMPOSE	OPTION. VOLONTE	TOTAL TOTAL	PRELIM. PRELIM.
1	Pauca, Simona	ROM	9.80	10.00	19.80	9.900
2	Szabo, Ecaterina	ROM	9.75	9.95	19.70	9.850
3	Wu, Jiani	CHN	9.75	9.90	19.65	9.825
4	Johnson, Kathy	USA	9.85	9.75	19.60	9.800
	Retton, Mary Lou	USA	9.85	9.75	19.60	9.800
6	Ma, Yanhong	CHN	9.70	9.80	19.50	9.750
	Stanulet, Mihaela	ROM	9.70	9.80	19.50	9.750
8	Cutina, Laura	ROM	9.65	9.80	19.45	9.725
9	Grigoras, Cristina	ROM	9.65	9.75	19.40	9.700
10	Chen, Yongyan	CHN	9.55	9.75	19.30	9.650
	Bileck, Pamela	USA	9.70	9.60	19.30	9.650
12	Zhou, Ping	CHN	9.60	9.65	19.25	9.625
	Agache, Lavinia	ROM	9.85	9.40	19.25	9.625
14	Kessler, Romi	SUI	9.50	9.70	19.20	9.600
15	Huang, Qun	CHN	9.60	9.55	19.15	9.575
16	Wilhelm, Anja	FRG	9.40	9.70	19.10	9.550
17	Wittmeier, Bonnie	CAN	9.55	9.50	19.05	9.525
	Mc Namara, Julianne	USA	9.85	9.20	19.05	9.525
19	Botnen, Anita	CAN	9.40	9.55	18.95	9.475
20	Munoz, Laura	ESP	9.20	9.70	18.90	9.450
21	Heine, Elke	FRG	9.25	9.60	18.85	9.425
	Morio, Maiko	JPN	9.35	9.50	18.85	9.425
	Yukimori, Ayami	JPN	9.25	9.60	18.85	9.425
24	Dusserre, Michelle	USA	9.40	9.40	18.80	9.400
	Talavera, Tracee	USA	9.65	9.15	18.80	9.400
26	Zosa, Gigi	CAN	9.40	9.35	18.75	9.375
	Zhou, Qiurui	CHN	9.60	9.15	18.75	9.375
28	Thomas, Andrea	CAN	9.70	9.00	18.70	9.350
29	Manso, Ana Olivido	ESP	9.10	9.55	18.65	9.325
	Beckers, Astrid	FRG	9.20	9.45	18.65	9.325
	Schwam, Heike	FRG	9.15	9.50	18.65	9.325
32	Watanabe, Sae	JPN	9.30	9.30	18.60	9.300
33	Wilson, Kellie	AUS	9.40	9.15	18.55	9.275
	Tudos, Jessica	CAN	9.05	9.50	18.55	9.275
35	Golz, Angela	FRG	9.30	9.20	18.50	9.250
36	Lehmann, Brigitta	FRG	9.25	9.20	18.45	9.225
	Davies, Natalie	GBR	9.45	9.00	18.45	9.225
38	Bortolaso, Laura	ITA	8.95	9.45	18.40	9.200
39	Price, Hayley	GBR	8.95	9.35	18.30	9.150
	Williams, Kathleen	GBR	8.90	9.40	18.30	9.150
	Mochizuki, Noriko	JPN	9.40	8.90	18.30	9.150
42	Navarro, Virginia	ESP	8.95	9.30	18.25	9.125
43	Artigas, Marta	ESP	9.15	9.05	18.20	9.100
	Oyagi, Chihiro	JPN	8.85	9.35	18.20	9.100
45	Martinez, Irene	ESP	8.75	9.40	18.15	9.075
	Seiler, Natalie	SUI	9.00	9.15	18.15	9.075
47	Jervella, Marisa	SUI	9.10	9.00	18.10	9.050
48	Figueiredo, Tatiana	BRA	8.95	9.10	18.05	9.025
	Kawase, Tokie	JPN	9.15	8.90	18.05	9.025
	Shim, Jae-Young	KOR	9.20	8.85	18.05	9.025
	Latanzio, Susi	SUI	9.15	8.90	18.05	9.025
	Adomat, Lena	SWE	9.00	9.05	18.05	9.025
53	Harrison, Amanda	GBR	8.70	9.25	17.95	8.975
	Goldsmith, Nancy	ISR	8.90	9.05	17.95	8.975
55	Ragazzacci, Corinne	FRA	9.05	8.80	17.85	8.925
56	Brown, Kelly	CAN	8.95	8.85	17.80	8.900
	Laborderie, Florence	FRA	9.00	8.80	17.80	8.900
	Beer, Monika	SUI	9.25	8.55	17.80	8.900
59	Battersby, Ken	AUS	9.25	8.50	17.75	8.875
	Lamer, Sally	GBR	9.00	8.75	17.75	8.875
61	Young, Lisa	GBR	9.10	8.50	17.60	8.800
62	Lee, Jung-Hee	KOR	8.95	8.50	17.45	8.725
63	Estevez, Margot	ESP	8.90	8.45	17.35	8.675
64	Ernst, Bettina	SUI	8.65	8.60	17.25	8.625
65	Fridman, Llmor	ISR	7.75	8.85	16.60	8.300

Gymnastique

Women/Team Competition 1a & 1b Individual Class.-Floor/Aug.

RANK RANG	NAME	CTRY	COMPUL. IMPOSE	OPTION. VOLONTE	TOTAL TOTAL	PRELIM. PRELIM.
1	Szabo, Ecaterina	ROM	10.00	9.95	19.95	9.975
2	Mc Namara, Julianne	USA	9.90	10.00	19.90	9.950
3	Retton, Mary Lou	USA	9.95	9.90	19.85	9.925
4	Cutina, Laura	ROM	9.80	9.90	19.70	9.850
5	Dusserre, Michelle	USA	9.70	9.90	19.60	9.800
6	Zhou, Qiurui	CHN	9.80	9.75	19.55	9.775
7	Ma, Yanhong	CHN	9.80	9.70	19.50	9.750
	Grigoras, Cristina	ROM	9.75	9.75	19.50	9.750
	Bileck, Pamela	USA	9.70	9.80	19.50	9.750
10	Chen, Yongyan	CHN	9.80	9.65	19.45	9.725
	Morio, Maiko	JPN	9.75	9.70	19.45	9.725
	Pauca, Simona	ROM	9.70	9.75	19.45	9.725
	Kessler, Romi	SUI	9.65	9.80	19.45	9.725
	Johnson, Kathy	USA	9.80	9.65	19.45	9.725
15	Talavera, Tracee	USA	9.60	9.80	19.40	9.700
16	Huang, Qun	CHN	9.70	9.65	19.35	9.675
	Wu, Jiani	CHN	9.85	9.50	19.35	9.675
18	Zhou, Ping	CHN	9.90	9.35	19.25	9.625
19	Thomas, Andrea	CAN	9.50	9.70	19.20	9.600
	Beckers, Astrid	FRG	9.60	9.60	19.20	9.600
	Heine, Elke	FRG	9.70	9.50	19.20	9.600
	Wilhelm, Anja	FRG	9.65	9.55	19.20	9.600
23	Botnen, Anita	CAN	9.45	9.70	19.15	9.575
	Watanabe, Sae	JPN	9.75	9.40	19.15	9.575
	Agache, Lavinia	ROM	9.95	9.20	19.15	9.575
26	Davies, Natalie	GBR	9.60	9.50	19.10	9.550
	Kawase, Tokie	JPN	9.65	9.45	19.10	9.550
	Mochizuki, Noriko	JPN	9.70	9.40	19.10	9.550
	Stanulet, Mihaela	ROM	9.80	9.30	19.10	9.550
30	Zosa, Gigi	CAN	9.40	9.65	19.05	9.525
	Harrison, Amanda	GBR	9.50	9.55	19.05	9.525
	Oyagi, Chihiro	JPN	9.60	9.45	19.05	9.525
33	Lamer, Sally	GBR	9.30	9.70	19.00	9.500
	Young, Lisa	GBR	9.40	9.60	19.00	9.500
35	Price, Hayley	GBR	9.55	9.40	18.95	9.475
	Yukimori, Ayami	JPN	9.55	9.40	18.95	9.475
37	Tudos, Jessica	CAN	9.35	9.55	18.90	9.450
	Beer, Monika	SUI	9.35	9.55	18.90	9.450
39	Williams, Kathleen	GBR	9.50	9.35	18.85	9.425
40	Wittmeier, Bonnie	CAN	9.60	9.20	18.80	9.400
	Martinez, Irene	ESP	9.55	9.25	18.80	9.400
	Ernst, Bettina	SUI	9.45	9.35	18.80	9.400
43	Artigas, Marta	ESP	9.60	9.15	18.75	9.375
	Estevez, Margot	ESP	9.35	9.40	18.75	9.375
	Navarro, Virginia	ESP	9.40	9.35	18.75	9.375
	Latanzio, Susi	SUI	9.30	9.45	18.75	9.375
	Adomat, Lena	SWE	9.30	9.45	18.75	9.375
48	Figueiredo, Tatiana	BRA	9.40	9.30	18.70	9.350
	Munoz, Laura	ESP	9.70	9.00	18.70	9.350
50	Seiler, Natalie	SUI	9.25	9.40	18.65	9.325
51	Golz, Angela	FRG	9.60	8.95	18.55	9.275
	Schwam, Heike	FRG	9.50	9.05	18.55	9.275
	Bortolaso, Laura	ITA	9.20	9.35	18.55	9.275
54	Manso, Ana Olivido	ESP	9.55	8.95	18.50	9.250
	Goldsmith, Nancy	ISR	9.30	9.20	18.50	9.250
	Lee, Jung-Hee	KOR	9.30	9.20	18.50	9.250
57	Laborderie, Florence	FRA	9.15	9.25	18.40	9.200
	Jervella, Marisa	SUI	9.10	9.30	18.40	9.200
59	Battersby, Keri	AUS	9.40	8.95	18.35	9.175
60	Wilson, Kellie	AUS	9.40	8.90	18.30	9.150
61	Lehmann, Brigitta	FRG	9.40	8.80	18.20	9.100
62	Brown, Kelly	CAN	8.60	9.55	18.15	9.075
63	Shim, Jae-Young	KOR	9.50	8.60	18.10	9.050
64	Fridman, Llmor	ISR	9.20	8.80	18.00	9.000
65	Ragazzacci, Corinne	FRA	9.35	8.45	17.80	8.900

Women/Individual All-Around Competition Final Aug. 03

RANK RANG	NAME	CTRY	VAULT SAUT	UN.B. B.ASY	BEAM POUTR	FLOOR SOL	FINAL FINALE	PRELIM. PRELIM.	TOTAL TOTAL
1	Retton, Mary Lou	USA	0.00	9.85	9.80	10.00	39.65	39.525	79.175
2	Szabo, Ecaterina	ROM	9.90	9.90	10.00	9.95	39.75	39.375	79.125
3	Pauca, Simona	ROM	9.90	9.90	9.95	9.90	39.65	39.025	78.675
4	Mc Namara, Julianne	USA	9.95	10.00	9.55	9.70	39.20	39.200	78.400
5	Cutina, Laura	ROM	9.90	9.90	9.40	9.90	39.10	39.200	78.300
6	Ma, Yanhong	CHN	9.65	10.00	9.80	9.30	38.75	39.100	77.850
7	Zhou, Ping	CHN	9.75	9.80	9.80	9.75	39.10	38.675	77.775
8	Chen, Yongyan	CHN	9.70	9.80	9.85	9.70	39.05	38.675	77.725
9	Kessler, Romi	SUI	9.65	9.85	9.80	9.55	38.85	38.675	77.525
10	Johnson, Kathy	USA	9.85	9.90	9.40	9.25	38.40	39.050	77.450
11	Morio, Maiko	JPN	9.80	9.80	9.55	9.75	38.90	37.950	76.850
12	Wilhelm, Anja	FRG	9.75	9.70	9.70	9.05	38.20	38.225	76.425
13	Wittmeier, Bonnie	CAN	9.60	9.65	9.60	9.60	38.45	37	



Women/Finals At Apparatus-Competition 3 **Femmes/finales aux engins-concours**
Horse Vault/ Aug. 05 **Saut de cheval/05 Aout**

RANK	NAME	CTRY	COMPUL.	OPTION.	PRELIM.	FINALE	TOTAL
RANG			IMPOSE	VOLONTE	PRELIM.	FINALE	TOTAL
1	Szabo, Ecaterina	ROM	9.90	10.00	9.950	9.925	19.875
2	Retton, Mary Lou	USA	9.90	10.00	9.950	9.900	19.850
3	Agache, Lavinia	ROM	9.90	9.90	9.900	9.850	19.750
4	Talavera, Tracee	USA	9.80	9.90	9.850	9.850	19.700
5	Zhou, Ping	CHN	9.90	9.75	9.825	9.675	19.500
6	Lehmann, Brigitta	FRG	9.70	9.80	9.750	9.675	19.425
	Brown, Kelly	CAN	9.80	9.60	9.700	9.725	19.425
8	Chen, Yongyan	CHN	9.90	9.75	9.825	9.475	19.300

Women/Finals At Apparatus-Competition 3 **Femmes/finales aux engins-concours 3**
Uneven Bars/Aug. 05 **Barres asymetriques/05 Aout**

RANK	NAME	CTRY	COMPUL.	OPTION.	PRELIM.	FINAL	TOTAL
RANG			IMPOSE	VOLONTE	PRELIM.	FINALE	TOTAL
1	Ma, Yanhong	CHN	9.90	10.00	9.950	10.00	19.950
	Mc Namara, Julianne	USA	9.90	10.00	9.950	10.00	19.950
3	Retton, Mary Lou	USA	9.80	9.90	9.850	9.95	19.800
4	Stanulet, Mihaela	ROM	9.70	9.80	9.750	9.90	19.650
5	Kessler, Romi	SUI	9.60	9.75	9.675	9.75	19.425
6	Zhou, Ping	CHN	9.55	9.65	9.600	9.75	19.350
7	Mochizuki, Noriko	JPN	9.30	9.75	9.525	9.80	19.325
8	Agache, Lavinia	ROM	9.85	9.55	9.700	9.45	19.150

Women/Finals At Apparatus-Competition 3 **Femmes/finales aux engins-concours 3**
Balance Beam /Aug.05 **Poutre/05 Aout**

RANK	NAME	CTRY	COMPUL.	OPTION.	PRELIM.	FINAL	TOTAL
RANG			IMPOSE	VOLONTE	PRELIM.	FINALE	TOTAL
1	Pauca, Simona	ROM	9.80	10.00	9.900	9.90	19.800
	Szabo, Ecaterina	ROM	9.75	9.95	9.850	9.95	19.800
3	Johnson, Kathy	USA	9.85	9.75	9.800	9.85	19.650
4	Retton, Mary Lou	USA	9.85	9.75	9.800	9.75	19.550
5	Ma, Yanhong	CHN	9.70	9.80	9.750	9.70	19.450
6	Kessler, Romi	SUI	9.50	9.70	9.600	9.75	19.350
7	Wilhelm, Anja	FRG	9.40	9.70	9.550	9.65	19.200
	Chen, Yongyan	CHN	9.55	9.75	9.650	9.55	19.200

Women/Finals At Apparatus-Competition 3 **Femmes/finales aux engins-concours 3**
Floor Exercises/Aug. 05 **Exercices au sol/05 Aout**

RANK	NAME	CTRY	COMPUL.	OPTION.	PRELIM.	FINAL	TOTAL
RANG			IMPOSE	VOLONTE	PRELIM.	FINALE	TOTAL
1	Szabo, Ecaterina	ROM	10.00	9.95	9.975	10.00	19.975
2	Mc Namara, Julianne	USA	9.90	10.00	9.950	10.00	19.950
3	Retton, Mary Lou	USA	9.95	9.90	9.925	9.85	19.775
4	Zhou, Qiurui	CHN	9.80	9.75	9.775	9.85	19.625
5	Kessler, Romi	SUI	9.65	9.80	9.725	9.85	19.575
6	Ma, Yanhong	CHN	9.80	9.70	9.750	9.70	19.450
7	Morio, Maiko	JPN	9.75	9.70	9.725	9.65	19.375
8	Cutina, Laura	ROM	9.80	9.90	9.850	9.30	19.150

Women/Rhythmic Competition **Femmes/concours rythmique**
General Compet-All Around Standing/Aug.10 **Concours general-total des epreuves/10 Aout**

RANK	NAME	CTRY	HOOP	BALL	CLUBS	RIBBON	RESULTS
RANG			CERCEAU	BALLON	MASSUES	RUBAN	RESULTATS
1	Staiculescu, Doina	ROM	9.70	9.60	9.85	9.35	38.50
2	Dragan, Alina	ROM	9.65	9.50	9.65	9.25	38.05
3	Fung, Lori	CAN	9.65	9.35	9.60	9.20	37.80
	Canton, Marta	ESP	9.45	9.60	9.60	9.15	37.80
	Reijin, Milena	YUG	9.45	9.45	9.45	9.45	37.80
6	Staccioli, Giulia	ITA	9.60	9.30	9.70	9.15	37.75
7	Weber, Regina	FRG	9.60	9.45	9.30	9.25	37.60
8	Bobo, Marta	ESP	9.60	9.60	9.40	8.95	37.55
9	Yamasaki, Hiroko	JPN	9.50	9.30	9.55	9.10	37.45
	Simic, Daniela	YUG	9.50	9.30	9.30	9.35	37.45
11	Scharmman, Claudia	FRG	9.50	9.20	9.35	9.15	37.20
12	Zimring, Valerie	USA	8.85	9.25	9.50	9.30	36.90
13	Akiyama, Erika	JPN	9.30	9.30	8.95	9.15	36.70
14	Verzasloni, Grazia	SUI	9.30	8.75	9.15	9.20	36.40
15	Cimino, Cristina	ITA	9.65	9.15	8.75	8.80	36.35
16	Carmo, Margarida	POR	9.05	9.10	9.00	9.10	36.25
17	Dunnett, Adrienne	CAN	9.30	8.95	9.30	8.65	36.20
	Berube, Michelle	USA	9.00	9.10	8.85	9.25	36.20
19	Zorriassateiny, Schirin	NOR	8.95	9.05	9.25	8.85	36.10
20	Bengtsson, Viktoria	SWE	8.80	9.00	9.15	9.10	36.05
21	Augst, Benedicte	FRA	9.00	8.95	9.12	8.85	35.92
22	Falcao, Maria Joao	POR	9.05	9.00	9.20	8.65	35.90
23	Wang, Xiurong	CHN	8.95	9.15	9.20	8.55	35.85
24	Robarti, Sarina	BEL	9.00	9.00	8.90	8.75	35.65
	Favila, Rosana	BRA	9.10	8.85	9.00	8.70	35.65
26	Kerr, Ann Maree	AUS	9.00	8.85	8.90	8.75	35.50
27	Hani Novitz, Liat	ISR	9.20	9.00	8.85	8.40	35.45
28	Priest, Lorraine	GBR	8.90	8.80	8.90	8.65	35.25
	Mueller, Suzanne	SUI	9.00	9.00	8.70	8.55	35.25
30	Moss, Tania	NZL	8.75	8.85	9.00	8.60	35.20
31	Leavy, Jacqueline	GBR	9.00	8.95	8.70	8.45	35.10
32	Huang, Xianyuan	CHN	9.45	9.25	7.80	8.30	34.80
33	Douglas, Linda	AUS	8.60	8.70	8.65	8.20	34.15

Women/Rhythmic Competition **Femmes/concours rythmique**
Final Competit.-All Around Standing/Aug.11 **Concours final des epreuves/11 Aout**

RANK	NAME	CTRY	HOOP	BALL	CLUBS	RIBBON	RESULTS	PRELIM.	TOTAL
RANG			CERCEAU	BALLON	MASSUES	RUBAN	RESULTATS		
1	Fung, Lori	CAN	9.70	9.75	9.80	9.80	39.05	18.900	57.950
2	Staiculescu, Doina	ROM	9.70	9.90	9.80	9.25	38.65	19.250	57.900
3	Weber, Regina	FRG	9.75	9.70	9.70	9.75	38.90	18.800	57.700
4	Dragan, Alina	ROM	9.65	9.75	9.70	9.25	38.35	19.025	57.375
5	Reijin, Milena	YUG	9.45	9.65	9.55	9.70	38.35	18.900	57.250
6	Canton, Marta	ESP	9.55	9.40	9.55	9.55	38.05	18.900	56.950
7	Staccioli, Giulia	ITA	9.65	9.60	9.40	9.25	37.90	18.875	56.775
8	Yamasaki, Hiroko	JPN	9.55	9.70	9.40	9.30	37.95	18.725	56.675
9	Bobo, Marta	ESP	9.00	9.70	9.75	9.15	37.60	18.775	56.375
10	Simic, Daniela	YUG	9.50	9.40	9.30	9.40	37.60	18.725	56.325
11	Zimring, Valerie	USA	9.55	9.45	9.50	9.30	37.80	18.450	56.250
	Scharmman, Claudia	FRG	9.50	9.40	9.50	9.25	37.65	18.600	56.250
13	Akiyama, Erika	JPN	9.45	9.35	9.40	9.50	37.70	18.350	56.050
14	Berube, Michelle	USA	9.35	9.55	9.40	9.40	37.70	18.100	55.800
15	Cimino, Cristina	ITA	9.35	9.35	9.40	9.30	37.40	18.175	55.575
16	Verzasloni, Grazia	SUI	9.30	9.25	9.10	9.25	36.90	18.200	55.100
17	Dunnett, Adrienne	CAN	9.30	9.30	9.20	8.80	36.60	18.100	54.700
18	Carmo, Margarida	POR	9.15	9.15	9.15	9.00	36.45	18.125	54.575
19	Bengtsson, Viktoria	SWE	8.95	9.00	9.15	9.35	36.45	18.025	54.475
20	Zorriassateiny, Schirin	NOR	8.95	9.25	9.40	8.65	36.25	18.050	54.300

Gymnastics

Men/Team Competitions 1a Compulsory Exercises-Subdivision 1/July 29			Hommes/concours par equipe Exercices imposes-subdivision 1/29 Juil						
GROUP	CTRY	NAME	FLOOR	S.HOR	RINGS	VAULT	PAR.B	HOR.B	TOTAL
GRUPE			SOL	ARCON	ANN	SAUT	B.PAR	B.FIX	
01	JPN		48.45	47.95	48.85	49.10	48.60	49.45	292.40
		Hirata, Noritoshi	9.50	9.60	9.65	9.70	9.75	9.80	58.00
		Morisue, Shinji	9.65	9.40	9.50	9.95	9.15	10.00	57.65
		Kajitani, Nobuyuki	9.30	9.60	9.80	9.70	9.95	9.90	58.25
		Yamawaki, Kyoji	9.70	8.65	9.75	9.85	9.60	9.70	57.25
		Gushiken, Koji	9.80	9.80	9.90	9.85	9.90	10.00	59.25
Sotomura, Koji	9.80	9.55	9.75	9.75	9.40	9.75	58.00		
02	FRA		47.85	47.95	47.00	48.90	47.35	48.60	287.65
		Barbieri, Laurent	9.60	9.20	9.60	9.85	9.45	9.65	57.35
		Vatuone, Philippe	9.80	9.45	9.30	9.80	9.45	9.85	57.65
		Boutard, Michel	9.20	9.55	9.10	9.65	9.35	9.50	56.35
		Suty, Joel	9.50	9.70	9.10	9.80	9.60	9.70	57.40
		Def, Jacques	9.40	9.50	9.50	9.65	8.85	9.80	56.70
Cairon, Jean-Luc	9.55	9.75	9.50	9.80	9.50	9.60	57.70		
03	CHN		49.00	49.20	48.35	49.40	48.80	49.50	294.25
		Li, Yuejiu	9.55	9.60	9.40	9.75	9.55	9.85	57.70
		Li, Xiaoping	9.65	10.00	9.55	9.75	9.60	9.70	58.25
		Lou, Yun	9.95	9.20	9.60	10.00	9.70	9.95	58.40
		Xu, Zhiqiang	9.80	9.75	9.70	9.80	9.80	10.00	58.85
		Tong, Fei	9.70	9.85	9.70	9.85	9.85	10.00	58.95
Li, Ning	9.90	10.00	9.80	10.00	9.85	9.50	59.05		
04	BRA	Gnoatto, Gerson	9.20	8.05	9.05	9.30	8.20	8.45	52.25
		SWE Jonasson, Johan	9.25	9.30	9.30	9.50	9.10	8.00	54.45
		SMR Zonzini, Maurizio	9.20	9.45	9.60	9.40	9.30	9.25	56.20
		ISR Levy, Yaacov	9.20	8.80	9.10	9.60	8.20	9.10	53.80
		ISR Moyal, Yohanan	8.95	8.85	9.30	9.50	9.10	9.15	54.85
		MEX Pineda, Antonio	9.50	9.50	9.35	9.55	9.60	9.55	57.05

Men/Team Competition 1a Compulsory Exercises-Subdivision 2/July 29			Hommes/concours par equipe 1a Exercices imposes-subdivision 2/29 Juil						
GROUP	CTRY	NAME	FLOOR	S.HOR	RINGS	VAULT	PAR.B	HOR.B	TOTAL
GRUPE			SOL	ARCON	ANN	SAUT	B.PAR	B.FIX	
01	NOR	Gjertsen, Finn	8.85	9.30	9.50	9.80	9.45	9.55	56.45
		AUS Birnbaum, Werner	9.40	9.60	9.70	9.90	9.55	9.70	57.85
		AUS Edmonds, Robert	9.50	9.45	9.35	9.85	9.45	9.75	57.35
		ESP Rodriguez, Alfonso	8.95	9.45	8.40	9.70	9.55	9.70	55.75
		ESP Fraguas, Antonio	9.15	9.40	9.35	9.75	9.65	9.80	57.10
		ESP Soler, Miguel	8.75	9.45	9.65	9.75	9.60	9.45	56.65
02	ITA	Lazzarich, Diego	9.40	8.95	9.65	9.80	9.55	9.65	57.00
		ITA Amboni, Rocco	9.50	9.30	9.70	9.90	8.45	9.65	56.50
		ITA Allievi, Vittorio	9.55	9.65	9.60	9.75	9.70	9.70	57.95
		ROM Nicula, Emilian	9.70	9.55	9.70	9.80	9.60	9.85	58.20
		ROM Pintea, Valentin	9.80	9.55	9.70	9.90	9.60	9.60	58.15
		03	CAN		47.60	47.75	47.75	48.90	48.10
Long, Warren	9.50			9.50	9.40	9.85	9.55	9.60	57.40
Reddon, Allan	9.50			9.60	9.40	9.85	9.60	9.75	57.70
Peters, Brad	9.40			9.75	9.50	9.75	9.70	9.80	57.90
Nutzenberger, Frank	9.30			9.30	9.50	9.70	9.55	9.80	57.15
Chartrand, Philippe	9.50			9.45	9.65	9.75	9.70	9.80	57.85
Gaudet, Daniel	9.70	9.45	9.70	9.65	9.25	9.60	57.35		
04	KOR		47.85	46.70	46.80	48.60	48.35	48.85	287.15
		Ju, Young-Sam	9.25	9.50	9.50	9.65	9.40	9.65	56.95
		Lee, Jeoung-Sik	9.40	9.40	9.40	9.70	9.75	9.85	57.50
		Han, Chung-Sik	9.60	9.35	9.20	9.80	9.60	9.85	57.40
		Nam, Seoung-Gu	9.70	9.25	8.85	9.70	9.70	9.65	56.85
		Chang, Tae-Eun	9.55	9.20	9.55	9.70	9.80	9.75	57.55
Chae, Kwang-Suk	9.60	9.00	9.15	9.70	9.50	9.75	56.70		

Men/Team Competition 1a Compulsory Exercises-Subdivision 3/July 29			Hommes/concours par equipe 1a Exercices imposes-subdivision 3/29 Juil						
GROUP	CTRY	NAME	FLOOR	S.HOR	RINGS	VAULT	PAR.B	HOR.B	TOTAL
GRUPE			SOL	ARCON	ANN	SAUT	B.PAR	B.FIX	
01	GBR		47.75	46.55	47.70	49.05	46.90	48.35	286.30
		Beynon, Carl	9.45	8.25	9.40	9.65	9.20	9.45	55.40
		Van Hoof, Edmund	9.20	8.70	9.20	9.70	9.15	9.55	55.50
		Winch, Barry	9.45	9.45	9.60	9.85	8.95	9.60	56.90
		Langley, Keith	9.55	9.40	9.60	9.75	9.40	9.70	57.40
		Morris, Andrew	9.60	9.55	9.70	9.85	9.60	9.75	58.05
Bartlett, Terence	9.70	9.45	9.40	9.90	9.55	9.75	57.75		
02	FRG		48.15	47.90	47.85	49.20	48.75	48.45	290.30
		Rohrwick, Volker	9.60	9.35	9.60	9.90	9.55	9.60	57.60
		Japtok, Andreas	9.70	9.45	9.45	9.80	9.70	9.75	57.85
		Winkler, Daniel	9.70	9.40	9.60	9.75	9.75	9.75	57.95
		Simmelbauer, Bernhard	9.55	9.65	9.45	9.80	9.60	9.65	57.70
		Geiger, Jurgen	9.60	9.65	9.70	9.90	9.80	9.70	58.35
Gross, Benno	9.40	9.75	9.50	9.80	9.90	9.60	57.95		
03	USA		49.10	49.45	48.90	49.30	49.35	49.20	295.30
		Johnson, Scott	9.80	9.70	9.65	9.85	9.60	9.65	58.25
		Conner, Bart	9.95	9.80	9.70	9.80	9.90	9.90	59.05
		Daggett, Timothy	9.75	9.95	9.75	9.70	9.80	9.90	58.85
		Vidmar, Peter	9.80	10.00	9.80	9.80	9.90	9.95	59.25
		Gaylord, Mitchell	9.70	9.90	9.85	9.95	10.00	9.40	58.80
Hartung, James	9.80	9.80	9.80	9.90	9.75	9.80	58.85		
04	SUI		48.10	47.90	47.95	49.10	47.90	49.00	289.95
		Meister, Urs	9.35	9.45	9.35	9.80	8.80	9.55	56.30
		Cavelti, Bruno	9.45	9.35	9.60	9.70	9.20	9.80	57.10
		Zellweger, Josef	9.70	9.70	9.75	9.80	9.80	9.65	58.40
		Lehmann, Markus	9.70	9.60	9.70	9.80	9.60	9.80	58.20
		Piatti, Marco	9.45	9.60	9.50	9.80	9.65	9.90	57.90
Wunderlin, Daniel	9.80	9.55	9.40	9.90	9.65	9.85	58.15		

Gymnastique

Men/Team Competition 1b Optional Exercises-Subdivision 1/July 31			Hommes/concours par equipe 1b Exercices a volonte-subdivision 1/31 Juil						
GROUP	CTRY	NAME	FLOOR	S.HOR	RINGS	VAULT	PAR.B	HOR.B	TOTAL
GRUPE			SOL	ARCON	ANN	SAUT	B.PAR	B.FIX	
01	GBR		46.65	46.80	48.60	48.35	46.35	47.95	284.70
		Van Hoof, Edmund	9.00	8.55	9.40	9.60	8.70	9.50	54.75
		Beynon, Carl	9.30	9.35	9.65	9.50	9.20	9.45	56.45
		Winch, Barry	9.25	9.30	9.75	9.65	9.45	9.60	57.00
		Langley, Keith	8.90	9.40	9.70	9.60	9.30	9.80	56.70
		Bartlett, Terence	9.60	9.15	9.70	9.75	9.40	9.60	57.20
Morris, Andrew	9.50	9.60	9.80	9.75	9.00	8.70	56.35		
02	ESP	Fraguas, Antonio	8.80	9.10	9.65	9.65	9.20	9.75	56.15
		AUS Edmonds, Robert	9.40	7.60	9.55	9.70	8.50	8.35	53.10
		AUS Birnbaum, Werner	9.50	9.30	9.70	9.65	9.20	9.40	56.75
		ITA Allievi, Vittorio	9.30	9.50	9.50	9.75	8.75	9.20	56.00
		ROM Pintea, Valentin	9.80	9.50	9.80	9.75	9.40	9.70	57.95
		ROM Nicula, Emilian	9.65	9.60	9.90	9.60	9.40	9.30	57.45
03	SMR	Zonzini, Maurizio	9.15	9.55	9.10	9.80	9.05	8.80	55.45
		NOR Gjertsen, Finn	9.30	9.50	9.45	9.55	8.90	9.20	55.90
		ITA Amboni, Rocco	9.60	9.40	9.70	9.55	9.25	9.40	56.90
		ESP Soler, Miguel	9.65	9.50	9.80	9.70	9.40	9.70	57.75
		ITA Lazzarich, Diego	9.70	9.45	9.75	9.60	8.50	9.80	56.80
		MEX Pineda, Antonio	9.70	9.80	9.55	9.75	8.90	9.75	57.45
04	BRA	Gnoatto, Gerson	9.05	9.35	9.40	9.65	8.75	9.60	55.80
		ISR Levy, Yaacov	9.35	8.25	9.50	9.50	7.20	8.55	52.35
		SWE Jonasson, Johan	9.65	9.60	9.70	9.65	8.85	9.65	57.10
		ISR Moyal, Yohanan	9.00	9.25	9.45	9.60	9.15	9.50	55.95
		ESP Rodriguez, Alfonso	9.55	9.40	9.75	9.70	9.30	9.30	57.00

Men/Team Competition 1b Optional Exercises-Subdivision 2/July 31			Hommes/concours par equipe 1b Exercices a volonte-subdivision 2/31 Juil						
GROUP	CTRY	NAME	FLOOR	S.HOR	RINGS	VAULT	PAR.B	HOR.B	TOTAL
GRUPE			SOL	ARCON	ANN	SAUT	B.PAR	B.FIX	
01	SUI		48.15	47.80	48.65	48.60	47.55	49.25	290.00
		Meister, Urs	9.45	9.20	9.70	9.60	9.30	9.70	56.95
		Cavelti, Bruno	9.75	9.40	9.70	9.25	9.55	9.85	57.50
		Piatti, Marco	9.65	9.50	9.65	9.80	9.55	9.90	58.05
		Zellweger, Josef	9.60	9.80	9.80	9.70	9.30	9.80	58.00
		Lehmann, Markus	9.60	9.60	9.80	9.70	9.60	9.80	58.10
Wunderlin, Daniel	9.55	9.50	9.65	9.80	9.55	9.90	57.95		
02	CAN		48.30	47.00	48.90	48.60	47.30	48.20	288.30
		Long, Warren	9.65	9.55	9.65	9.85	9.45	9.50	57.65
		Chartrand, Philippe	9.60	9.40	9.85	9.70	9.45	9.90	57.90



Men/Team Competition 1a & 1b
Team Classification /July 31

Hommes/ concours par equipe 1a & 1b
Classement par equipe/31 Juil

RANK	CTRY	FLOOR	S.HOR	RINGS	VAULT	PAR.B	HOR.B	COMPUL	OPTION.	TOTAL
RANG	PAYS	SOL	ARCON	ANN	SAUT	B.PAR	B.FIX	IMPOSE	VOLONTE	TOTAL
1	USA	49.10	49.45	48.90	49.30	49.35	49.20	295.30		
		48.95	49.10	49.50	49.35	49.60	49.60		296.10	591.40
2	CHN	49.00	49.20	48.35	49.40	48.80	49.50	294.25		
		49.60	48.70	49.75	49.30	49.55	49.65		296.55	590.80
3	JPN	48.45	47.95	48.85	49.10	48.60	49.45	292.40		
		49.40	48.10	49.15	49.15	49.40	49.10		294.30	586.70
4	FRG	48.15	47.90	47.85	49.20	48.75	48.45	290.30		
		48.55	48.40	48.90	48.50	48.80	48.65		291.80	582.10
5	SUI	48.10	47.90	47.95	49.10	47.90	49.00	289.95		
		48.15	47.80	48.65	48.60	47.55	49.25		290.00	579.95
6	FRA	47.85	47.95	47.00	48.90	47.35	48.60	287.65		
		48.40	47.55	48.45	48.65	48.55	49.00		290.60	578.25
7	CAN	47.60	47.75	47.75	48.90	48.10	48.75	288.85		
		48.30	47.00	48.90	48.60	47.30	48.20		288.30	577.15
8	KOR	47.85	46.70	46.80	48.60	48.35	48.85	287.15		
		47.35	47.75	48.40	48.15	47.30	48.85		287.80	574.95
9	GBR	47.75	46.55	47.70	49.05	46.90	48.35	286.30		
		46.65	46.80	48.60	48.35	46.35	47.95		284.70	571.00

Men/Team Competition 1a & 1b
Individual Classific.-All Around/July 31

Hommes/ concours par equipe 1a & 1b
Class. indiv.-total des epreuves/31 Juil

RANK	NAME	CTRY	COMPUL.	OPTION.	TOTAL	PRELIM.
RANG	NOM	PAYS	IMPOSE	VOLONTE	TOTAL	PRELIM.
1	Vidmar, Peter	USA	59.25	59.30	118.55	59.275
2	Li, Ning	CHN	59.05	59.40	118.45	59.225
3	Tong, Fei	CHN	58.95	59.45	118.40	59.200
4	Conner, Bart	USA	59.05	59.25	118.30	59.150
5	Gushiken, Koji	JPN	59.25	58.95	118.20	59.100
6	Xu, Zhiqiang	CHN	58.85	59.30	118.15	59.075
	Gaylord, Mitchell	USA	58.80	59.35	118.15	59.075
8	Daggett, Timothy	USA	58.85	59.00	117.85	58.925
9	Hartung, James	USA	58.85	58.90	117.75	58.875
10	Lou, Yun	CHN	58.40	59.25	117.65	58.825
11	Kajitani, Nobuyuki	JPN	58.25	58.70	116.95	58.475
12	Li, Xiaoping	CHN	58.25	58.60	116.85	58.425
13	Hirata, Noritoshi	JPN	58.00	58.80	116.80	58.400
14	Geiger, Jurgen	FRG	58.35	58.40	116.75	58.375
15	Li, Yuejiu	CHN	57.70	59.00	116.70	58.350
16	Morisue, Shinji	JPN	57.65	58.95	116.60	58.300
	Johnson, Scott	USA	58.25	58.35	116.60	58.300
18	Winkler, Daniel	FRG	57.95	58.45	116.40	58.200
	Zellweger, Josef	SUI	58.40	58.00	116.40	58.200
20	Lehmann, Markus	SUI	58.20	58.10	116.30	58.150
21	Japtok, Andreas	FRG	57.85	58.35	116.20	58.100
22	Cairon, Jean-Luc	FRA	57.70	58.40	116.10	58.050
	Pintea, Valentin	ROM	58.15	57.95	116.10	58.050
	Wunderlin, Daniel	SUI	58.15	57.95	116.10	58.050
25	Gross, Benno	FRG	57.95	58.10	116.05	58.025
	Sotomura, Koji	JPN	58.00	58.05	116.05	58.025
27	Piatti, Marco	SUI	57.90	58.05	115.95	57.975
28	Chartrand, Philippe	CAN	57.85	57.90	115.75	57.875
29	Yamawaki, Kyoji	JPN	57.25	58.40	115.65	57.825
	Nicula, Emilian	ROM	58.20	57.45	115.65	57.825
31	Suty, Joel	FRA	57.40	58.10	115.50	57.750
32	Vatuone, Philippe	FRA	57.65	57.80	115.45	57.725
	Rohrwick, Volker	FRG	57.60	57.85	115.45	57.725
34	Barbieri, Laurent	FRA	57.35	57.95	115.30	57.650
	Chang, Tae-Eun	KOR	57.55	57.75	115.30	57.650
36	Simmelbauer, Bernhard	FRG	57.70	57.55	115.25	57.625
37	Peters, Brad	CAN	57.90	57.25	115.15	57.575
38	Long, Warren	CAN	57.40	57.65	115.05	57.525
	Han, Chung-Sik	KOR	57.40	57.65	115.05	57.525
40	Bartlett, Terence	GBR	57.75	57.20	114.95	57.475
41	Def, Jacques	FRA	56.70	58.15	114.85	57.425
42	Lee, Jeoung-Sik	KOR	57.50	57.20	114.70	57.350
43	Bimbaum, Werner	AUS	57.85	56.75	114.60	57.300
	Gaudet, Daniel	CAN	57.35	57.25	114.60	57.300
	Cavelti, Bruno	SUI	57.10	57.50	114.60	57.300
46	Pineda, Antonio	MEX	57.05	57.45	114.50	57.250
47	Soler, Miguel	ESP	56.65	57.75	114.40	57.200
	Morris, Andrew	GBR	58.05	56.35	114.40	57.200
49	Nutzenberger, Frank	CAN	57.15	57.15	114.30	57.150
50	Langley, Keith	GBR	57.40	56.70	114.10	57.050
51	Reddon, Allan	CAN	57.70	56.35	114.05	57.025
52	Allievi, Vittorio	ITA	57.95	56.00	113.95	56.975
	Ju, Young-Sam	KOR	56.95	57.00	113.95	56.975
54	Winch, Barry	GBR	56.90	57.00	113.90	56.950
55	Lazzarich, Diego	ITA	57.00	56.80	113.80	56.900
56	Nam, Seoung-Gu	KOR	56.85	56.90	113.75	56.875
57	Chae, Kwang-Suk	KOR	56.70	56.80	113.50	56.750
58	Amboni, Rocco	ITA	56.50	56.90	113.40	56.700
59	Fraguas, Antonio	ESP	57.10	56.15	113.25	56.625
	Boutard, Michel	FRA	56.35	56.90	113.25	56.625
	Meister,Urs	SUI	56.30	56.95	113.25	56.625
62	Rodriguez, Alfonso	ESP	55.75	57.00	112.75	56.375
63	Gjertsen, Finn	NOR	56.45	55.90	112.35	56.175
64	Beynon,Carl	GBR	55.40	56.45	111.85	55.925
65	Zonzini, Maurizio	SMR	56.20	55.45	111.65	55.825
66	Jonasson, Johan	SWE	54.45	57.10	111.55	55.775
67	Moyal, Yohanan	ISR	54.85	55.95	110.80	55.400
68	Edmonds, Robert	AUS	57.35	53.10	110.45	55.225
69	Van Hoof, Edmund	GBR	55.50	54.75	110.25	55.125
70	Gnoatto, Gerson	BRA	52.25	55.80	108.05	54.025
71	Levy, Yaacov	ISR	53.80	52.35	106.15	53.075

Men/Team Competition 1a & 1b
Individual Class.-Floor/July 31

Hommes/ concours par equipe 1a & 1b
Classement indiv-exercic. sol/31 Juil

RANK	NAME	CTRY	COMPUL.	OPTION.	TOTAL	PRELIM.
RANG	NOM	PAYS	IMPOSE	VOLONTE	TOTAL	PRELIM.
1	Li, Ning	CHN	9.90	9.95	19.85	9.925
	Lou, Yun	CHN	9.95	9.90	19.85	9.925
	Conner, Bart	USA	9.95	9.90	19.85	9.925
4	Xu, Zhiqiang	CHN	9.80	9.90	19.70	9.850
	Vatuone, Philippe	FRA	9.80	9.90	19.70	9.850
	Gushiken, Koji	JPN	9.80	9.90	19.70	9.850
	Sotomura, Koji	JPN	9.80	9.90	19.70	9.850

RANK	NAME	CTRY	COMPUL.	OPTION.	TOTAL	PRELIM.
RANG	NOM	PAYS	IMPOSE	VOLONTE	TOTAL	PRELIM.
8	Tong, Fei	CHN	9.70	9.95	19.65	9.825
9	Yamawaki, Kyoji	JPN	9.70	9.90	19.60	9.800
	Pintea, Valentin	ROM	9.80	9.80	19.60	9.800
	Hartung, James	USA	9.80	9.80	19.60	9.800
	Vidmar, Peter	USA	9.80	9.80	19.60	9.800
13	Morisue, Shinji	JPN	9.65	9.90	19.55	9.775
14	Li, Xiaoping	CHN	9.65	9.85	19.50	9.750
	Johnson, Scott	USA	9.80	9.70	19.50	9.750
16	Li, Yuejiu	CHN	9.55	9.90	19.45	9.725
	Japtok, Andreas	FRG	9.70	9.75	19.45	9.725
	Gaylord, Mitchell	USA	9.70	9.75	19.45	9.725
19	Barbieri, Laurent	FRA	9.60	9.80	19.40	9.700
	Winkler, Daniel	FRG	9.70	9.70	19.40	9.700
21	Gaudet, Daniel	CAN	9.70	9.65	19.35	9.675
	Rohrwick, Volker	FRG	9.60	9.75	19.35	9.675
	Nicula, Emilian	ROM	9.70	9.65	19.35	9.675
	Wunderlin, Daniel	SUI	9.80	9.55	19.35	9.675
25	Reddon, Allan	CAN	9.50	9.80	19.30	9.650
	Geiger, Jurgen	FRG	9.60	9.70	19.30	9.650
	Bartlett, Terence	GBR	9.70	9.60	19.30	9.650
	Lehmann, Markus	SUI	9.70	9.60	19.30	9.650
	Zellweger, Josef	SUI	9.70	9.60	19.30	9.650
30	Hirata, Noritoshi	JPN	9.50	9.75	19.25	9.625
	Daggett, Timothy	USA	9.75	9.50	19.25	9.625
32	Han, Chung-Sik	KOR	9.60	9.60	19.20	9.600
	Pineda, Antonio	MEX	9.50	9.70	19.20	9.600
	Cavelti, Bruno	SUI	9.45	9.75	19.20	9.600
35	Long, Warren	CAN	9.50	9.65	19.15	9.575
36	Chartrand, Philippe	CAN	9.50	9.60	19.10	9.550
	Cairon, Jean-Luc	FRA	9.55	9.55	19.10	9.550
	Morris, Andrew	GBR	9.60	9.50	19.10	9.550
	Amboni, Rocco	ITA	9.50	9.60	19.10	9.550
	Lazzarich, Diego	ITA	9.40	9.70	19.10	9.550
	Kajitani, Nobuyuki	JPN	9.30	9.80	19.10	9.550
	Nam, Seoung-Gu	KOR	9.70	9.40	19.10	9.550
	Piatti, Marco	SUI	9.45	9.65	19.10	9.550
44	Suty,Joel	FRA	9.50	9.55	19.05	9.525
	Gross, Benno	FRG	9.40	9.65	19.05	9.525
	Chae, Kwang-Suk	KOR	9.60	9.45	19.05	9.525
47	Def, Jacques	FRA	9.40	9.60	19.00	9.500
48	Chang, Tae-Eun	KOR	9.55	9.40	18.95	9.475
49	Bimbaum, Werner	AUS	9.40	9.50	18.90	9.450
	Edmonds, Robert	AUS	9.50	9.40	18.90	

Gymnastics

RANK RANG	NAME	CTRY	COMPUL. IMPOSE	OPTION. VOLONTE	TOTAL TOTAL	PRELIM. PRELIM.
41	Chartrand, Philippe	CAN	9.45	9.40	18.85	9.425
	Rodriguez, Alfonso	ESP	9.45	9.40	18.85	9.425
43	Lou, Yun	CHN	9.20	9.60	18.80	9.400
	Langley, Keith	GBR	9.40	9.40	18.80	9.400
	Sotomura, Koji	JPN	9.55	9.25	18.80	9.400
	Chang, Tae-Eun	KOR	9.20	9.60	18.80	9.400
	Gjertsen, Finn	NOR	9.30	9.50	18.80	9.400
48	Winch, Barry	GBR	9.45	9.30	18.75	9.375
	Nam, Seoung-Gu	KOR	9.25	9.50	18.75	9.375
	Cavelti, Bruno	SUI	9.35	9.40	18.75	9.375
51	Boutard, Michel	FRA	9.55	9.15	18.70	9.350
	Amboni, Rocco	ITA	9.30	9.40	18.70	9.350
	Ju, Young-Sam	KOR	9.50	9.20	18.70	9.350
54	Vatuone, Philippe	FRA	9.45	9.20	18.65	9.325
	Rohrwick, Volker	FRA	9.35	9.30	18.65	9.325
	Meister, Urs	SUI	9.45	9.20	18.65	9.325
57	Bartlett, Terence	GBR	9.45	9.15	18.60	9.300
58	Gaudet, Daniel	CAN	9.45	9.10	18.55	9.275
	Nutzenberger, Frank	CAN	9.30	9.25	18.55	9.275
60	Fraguas, Antonio	ESP	9.40	9.10	18.50	9.250
61	Chae, Kwang-Suk	KOR	9.00	9.45	18.45	9.225
62	Lazzarich, Diego	ITA	8.95	9.45	18.40	9.200
63	Barbieri, Laurent	FRA	9.20	9.05	18.25	9.125
64	Moyal, Yohanan	ISR	8.85	9.25	18.10	9.050
65	Yamawaki, Kyoji	JPN	8.65	9.40	18.05	9.025
66	Reddon, Allan	CAN	9.60	8.20	17.80	8.900
67	Beynon, Carl	GBR	8.25	9.35	17.60	8.800
68	Gnoatto, Gerson	BRA	8.05	9.35	17.40	8.700
69	Van Hoof, Edmund	GBR	8.70	8.55	17.25	8.625
70	Edmonds, Robert	AUS	9.45	7.60	17.05	8.525
71	Levy, Yaacov	ISR	8.60	8.25	16.85	8.425

Men/Team Competition 1a & 1b Individual Class.-Rings/July31

Hommes/concours par equipe 1a & 1b Classement indiv.-anneaux/31 Juil

RANK RANG	NAME	CTRY	COMPUL. IMPOSE	OPTION. VOLONTE	TOTAL TOTAL	PRELIM. PRELIM.
1	Gaylord, Mitchell	USA	9.85	10.00	19.85	9.925
2	Li, Ning	CHN	9.80	10.00	19.80	9.900
	Gushiken, Koji	JPN	9.90	9.90	19.80	9.900
4	Tong, Fei	CHN	9.70	10.00	19.70	9.850
	Vidmar, Peter	USA	9.80	9.90	19.70	9.850
6	Xu, Zhiqiang	CHN	9.70	9.95	19.65	9.825
	Yamawaki, Kyoji	JPN	9.75	9.90	19.65	9.825
	Daggett, Timothy	USA	9.75	9.90	19.65	9.825
9	Kajitani, Nobuyuki	JPN	9.80	9.80	19.60	9.800
	Nicula, Emilian	ROM	9.70	9.90	19.60	9.800
	Hartung, James	USA	9.80	9.80	19.60	9.800
12	Gaudet, Daniel	CAN	9.70	9.85	19.55	9.775
	Zellweger, Josef	SUI	9.75	9.80	19.55	9.775
	Conner, Bart	USA	9.70	9.85	19.55	9.775
15	Chartrand, Philippe	CAN	9.65	9.85	19.50	9.750
	Lou, Yun	CHN	9.60	9.90	19.50	9.750
	Barbieri, Laurent	FRA	9.60	9.90	19.50	9.750
	Geiger, Jurgen	FRG	9.70	9.80	19.50	9.750
	Morris, Andrew	GBR	9.70	9.80	19.50	9.750
	Pintea, Valentin	ROM	9.70	9.80	19.50	9.750
	Lehmann, Markus	SUI	9.70	9.80	19.50	9.750
	Johnson, Scott	USA	9.65	9.85	19.50	9.750
23	Li, Xiaoping	CHN	9.55	9.90	19.45	9.725
	Soler, Miguel	ESP	9.65	9.80	19.45	9.725
25	Birnbaum, Werner	AUS	9.70	9.70	19.40	9.700
	Rohrwick, Volker	FRG	9.60	9.80	19.40	9.700
	Amboni, Rocco	ITA	9.70	9.70	19.40	9.700
	Lazzarich, Diego	ITA	9.65	9.75	19.40	9.700
	Hirata, Noritoshi	JPN	9.65	9.75	19.40	9.700
30	Winch, Barry	GBR	9.60	9.75	19.35	9.675
	Sotomura, Koji	JPN	9.75	9.60	19.35	9.675
	Chang, Tae-Eun	KOR	9.55	9.80	19.35	9.675
33	Peters, Brad	CAN	9.50	9.80	19.30	9.650
	Cairon, Jean-Luc	FRA	9.50	9.80	19.30	9.650
	Gross, Benno	FRG	9.50	9.80	19.30	9.650
	Winkler, Daniel	FRG	9.60	9.70	19.30	9.650
	Langley, Keith	GBR	9.60	9.70	19.30	9.650
	Morisue, Shinji	JPN	9.50	9.80	19.30	9.650
	Cavelti, Bruno	SUI	9.60	9.70	19.30	9.650
40	Li, Yueju	CHN	9.40	9.85	19.25	9.625
	Japtok, Andreas	FRG	9.45	9.80	19.25	9.625
42	Nutzenberger, Frank	CAN	9.50	9.70	19.20	9.600
	Def, Jacques	FRA	9.50	9.70	19.20	9.600
44	Simmelbauer, Bernhar d	FRG	9.45	9.70	19.15	9.575
	Piatti, Marco	SUI	9.50	9.65	19.15	9.575
46	Reddon, Allan	CAN	9.40	9.70	19.10	9.550
	Bartlett, Terence	GBR	9.40	9.70	19.10	9.550
	Allievi, Vittorio	ITA	9.60	9.50	19.10	9.550
	Ju, Young-Sam	KOR	9.50	9.60	19.10	9.550
	Lee, Jeoung-Sik	KOR	9.40	9.70	19.10	9.550
51	Long, Warren	CAN	9.40	9.65	19.05	9.525
	Beynon, Carl	GBR	9.40	9.65	19.05	9.525
	Meister, Urs	SUI	9.35	9.70	19.05	9.525
	Wunderlin, Daniel	SUI	9.40	9.65	19.05	9.525
55	Fraguas, Antonio	ESP	9.35	9.65	19.00	9.500
	Jonasson, Johan	SWE	9.30	9.70	19.00	9.500
57	Gjertsen, Finn	NOR	9.50	9.45	18.95	9.475
58	Edmonds, Robert	AUS	9.35	9.55	18.90	9.450
	Pineda, Antonio	MEX	9.35	9.55	18.90	9.450
60	Han, Chung-Sik	KOR	9.20	9.65	18.85	9.425
61	Vatuone, Philippe	FRA	9.30	9.50	18.80	9.400
62	Moyal, Yohanan	ISR	9.30	9.45	18.75	9.375
63	Zonzini, Maurizio	SMR	9.60	9.10	18.70	9.350
64	Boutard, Michel	FRA	9.10	9.55	18.65	9.325
65	Suty, Joel	FRA	9.10	9.50	18.60	9.300
	Van Hoof, Edmund	GBR	9.20	9.40	18.60	9.300
	Levy, Yaacov	ISR	9.10	9.50	18.60	9.300
68	Nam, Seoung-Gu	KOR	8.85	9.65	18.50	9.250
69	Gnoatto, Gerson	BRA	9.05	9.40	18.45	9.225
70	Chae, Kwang-Suk	KOR	9.15	9.15	18.30	9.150
71	Rodriguez, Alfonso	ESP	8.40	9.75	18.15	9.075

Gymnastique

Men/Team Competition 1a & 1b Individual Class.-Horse Vault/July31

Hommes/concours par equipe 1a & 1b Classement indiv.-saut cheval/31 Juil

RANK RANG	NAME	CTRY	COMPUL. IMPOSE	OPTION. VOLONTE	TOTAL TOTAL	PRELIM. PRELIM.
1	Lou, Yun	CHN	10.00	10.00	20.00	10.000
2	Gaylord, Mitchell	USA	9.95	9.90	19.85	9.925
3	Hartung, James	USA	9.90	9.90	19.80	9.900
4	Li, Ning	CHN	10.00	9.75	19.75	9.875
	Gushiken, Koji	JPN	9.85	9.90	19.75	9.875
6	Long, Warren	CAN	9.85	9.85	19.70	9.850
	Morisue, Shinji	JPN	9.95	9.75	19.70	9.850
	Wunderlin, Daniel	SUI	9.90	9.80	19.70	9.850
	Johnson, Scott	USA	9.85	9.85	19.70	9.850
10	Tong, Fei	CHN	9.85	9.80	19.65	9.825
	Xu, Zhiqiang	CHN	9.80	9.85	19.65	9.825
	Bartlett, Terence	GBR	9.90	9.75	19.65	9.825
	Pintea, Valentin	ROM	9.90	9.75	19.65	9.825
	Conner, Bart	USA	9.80	9.85	19.65	9.825
	Vidmar, Peter	USA	9.80	9.85	19.65	9.825
16	Reddon, Allan	CAN	9.85	9.75	19.60	9.800
	Li, Yueju	CHN	9.75	9.85	19.60	9.800
	Barbieri, Laurent	FRA	9.85	9.75	19.60	9.800
	Vatuone, Philippe	FRA	9.80	9.80	19.60	9.800
	Rohrwick, Volker	FRG	9.90	9.70	19.60	9.800
	Moms, Andrew	GBR	9.85	9.75	19.60	9.800
	Kajitani, Nobuyuki	JPN	9.70	9.90	19.60	9.800
	Yamawaki, Kyoji	JPN	9.85	9.75	19.60	9.800
	Piatti, Marco	SUI	9.80	9.80	19.60	9.800
25	Birnbaum, Werner	AUS	9.90	9.65	19.55	9.775
	Edmonds, Robert	AUS	9.85	9.70	19.55	9.775
	Li, Xiaoping	CHN	9.75	9.80	19.55	9.775
	Cairon, Jean-Luc	FRA	9.80	9.75	19.55	9.775
	Geiger, Jurgen	FRG	9.90	9.65	19.55	9.775
	Gross, Benno	FRG	9.80	9.75	19.55	9.775
	Sotomura, Koji	JPN	9.75	9.80	19.55	9.775
32	Suty, Joel	FRA	9.80	9.70	19.50	9.750
	Japtok, Andreas	FRG	9.80	9.70	19.50	9.750
	Winch, Barry	GBR	9.85	9.65	19.50	9.750
	Allievi, Vittorio	ITA	9.75	9.75	19.50	9.750
	Hirata, Noritoshi	JPN	9.70	9.80	19.50	9.750
	Lehmann, Markus	SUI	9.80	9.70	19.50	9.750
	Zellweger, Josef	SUI	9.80	9.70	19.50	9.750
	Daggett, Timothy	USA	9.70	9.80	19.50	9.750
40	Chartrand, Philippe	CAN	9.75	9.70	19.45	9.725
	Peters, Brad	CAN	9.75	9.70	19.45	9.725
	Soler, Miguel	ESP	9.75	9.70	19.45	9.725
	Simmelbauer, Bernhar d	FRG	9.80	9.65	19.45	9.725
	Winkler, Daniel	FRG	9.75	9.70	19.45	9.725
	Amboni, Rocco	ITA	9.90	9.55	19.45	9.725
	Han, Chung-Sik	KOR	9.80	9.65	19.45	9.725
47	Fraguas, Antonio	ESP	9.75	9.65	19.40	9.700
	Rodriguez, Alfonso	ESP	9.70	9.70	19.40	9.700
	Lazzarich, Diego	ITA	9.80	9.60	19.40	9.700
	Chang, Tae-Eun	KOR	9.70	9.70	19.40	9.700
	Nicula, Emilian	ROM	9.80	9.60	19.40	9.700
	Meister, Urs	SUI	9.80	9.60	19.40	9.700
53	Langley, Keith	GBR	9.75	9.60	19.35	9.675
	Lee, Jeoung-Sik	KOR	9.70	9.65	19.35	9.675
	Gjertsen, Finn	NOR	9.80	9.55	19.35	9.675
56	Nutzenberger, Frank	CAN	9.70	9.60	19.30	9.650
	Boutard, Michel	FRA	9.65	9.65	19.30	9.650
	Def, Jacques	FRA	9.65	9.65	19.30	9.650
	Van Hoof, Edmund	GBR	9.70	9.60	19.30	9.650
	Nam, Seoung-Gu	KOR	9.70	9.60	19.30	9.650
	Pineda, Antonio	MEX	9.55	9.75	19.30	9.650
62	Chae, Kwang-Suk	KOR	9.70	9.55	19.25	9.625
63	Gaudet, Daniel	CAN	9.65	9.55	19.20	9.600
	Ju, Young-Sam	KOR	9.65	9.55	19.20	9.600
	Zonzini, Maurizio	SMR	9.40	9.80	19.20	9.600
66	Beynon, Cad	GBR	9.65	9.50	19.15	9.575
	Jonasson, Johan	SWE	9.50	9.65	19.15	9.575
68	Levy, Yaacov	ISR	9.60	9.50	19.10	9.550
	Moyal, Yohanan	ISR	9.50	9.60	19.10	9.550
70	Gnoatto, Gerson	BRA	9.30	9.65	18.95	9.475
	Cavelti, Bruno	SUI	9.70	9.25	18.95	9.475

Men/Team Competition 1a & 1b Individual Class.-Paral. Bars/July31

Hommes/concours par equipe 1a & 1b Classement indiv.-barres par/31 Juil

RANK RANG	NAME	CTRY	COMPUL. IMPOSE	OPTION. VOLONTE	TOTAL TOTAL	PRELIM. PRELIM.
1	Conner, Bart	USA	9.90	10.00	19.90	9.950
	Gaylord, Mitchell	USA	10.00	9.90	19.90	9.950
3	Kajitani, Nobuyuki	JPN	9.95	9.90	19.85	9.925
4	Gushiken, Koji	JPN	9.90	9.90	19.80	9.900
</						



RANK RANG	NAME	CTRY	COMPUL. IMPOSE	OPTION. VOLONTE	TOTAL TOTAL	PRELIM. PRELIM.
25	Cairon, Jean-Luc	FRA	9.50	9.75	19.25	9.625
	Lee, Jeoung-Sik	KOR	9.75	9.50	19.25	9.625
27	Peters, Brad	CAN	9.70	9.50	19.20	9.600
	Lehmann, Markus	SUI	9.60	9.60	19.20	9.600
	Piatti, Marco	SUI	9.65	9.55	19.20	9.600
	Wunderlin, Daniel	SUI	9.65	9.55	19.20	9.600
31	Chartrand, Philippe	CAN	9.70	9.45	19.15	9.575
	Sotomura, Koji	JPN	9.40	9.75	19.15	9.575
33	Barbieri, Laurent	FRA	9.45	9.65	19.10	9.550
	Zellweger, Josef	SUI	9.80	9.30	19.10	9.550
35	Morisue, Shinji	JPN	9.15	9.90	19.05	9.525
	Han, Chung-Sik	KOR	9.60	9.45	19.05	9.525
37	Long, Warren	CAN	9.55	9.45	19.00	9.500
	Reddon, Allan	CAN	9.60	9.40	19.00	9.500
	Soler, Miguel	ESP	9.60	9.40	19.00	9.500
	Vatuone, Philippe	FRA	9.45	9.55	19.00	9.500
	Nicula, Emilian	ROM	9.60	9.40	19.00	9.500
	Pintea, Valentin	ROM	9.60	9.40	19.00	9.500
43	Boutard, Michel	FRA	9.35	9.60	18.95	9.475
	Bartlett, Terence	GBR	9.55	9.40	18.95	9.475
45	Chae, Kwang-Suk	KOR	9.50	9.40	18.90	9.450
46	Nutzenberger, Frank	CAN	9.55	9.30	18.85	9.425
	Fraguas, Antonio	ESP	9.65	9.20	18.85	9.425
	Rodriguez, Alfonso	ESP	9.55	9.30	18.85	9.425
	Ju, Young-Sam	KOR	9.40	9.45	18.85	9.425
50	Bimbaum, Werner	AUS	9.55	9.20	18.75	9.375
	Gaudet, Daniel	CAN	9.25	9.50	18.75	9.375
	Cavelti, Bruno	SUI	9.20	9.55	18.75	9.375
53	Langley, Keith	GBR	9.40	9.30	18.70	9.350
	Nam, Seoung-Gu	KOR	9.70	9.00	18.70	9.350
55	Def, Jacques	FRA	8.85	9.75	18.60	9.300
	Morris, Andrew	GBR	9.60	9.00	18.60	9.300
57	Pineda, Antonio	MEX	9.60	8.90	18.50	9.250
58	Allievi, Vittorio	ITA	9.70	8.75	18.45	9.225
59	Beynon, Carl	GBR	9.20	9.20	18.40	9.200
	Winch, Barry	GBR	8.95	9.45	18.40	9.200
61	Gjertsen, Finn	NOR	9.45	8.90	18.35	9.175
	Zonzini, Maurizio	SMR	9.30	9.05	18.35	9.175
63	Moyal, Yohanan	ISR	9.10	9.15	18.25	9.125
64	Meister, Urs	SUI	8.80	9.30	18.10	9.050
65	Lazzarich, Diego	ITA	9.55	8.50	18.05	9.025
66	Edmonds, Robert	AUS	9.45	8.50	17.95	8.975
	Jonasson, Johan	SWE	9.10	8.85	17.95	8.975
68	Van Hoof, Edmund	GBR	9.15	8.70	17.85	8.925
69	Amboni, Rocco	ITA	8.45	9.25	17.70	8.850
70	Gnoatto, Gerson	BRA	8.20	8.75	16.95	8.475
71	Levy, Yaacov	ISR	8.20	7.20	15.40	7.700

Men/Team Competition 1a & 1b **Hommes/concours par equipe 1a & 1b**
Individual Class.-Horiz.Bar/July 31 **Classement indiv.-barre fixe/31 Juil**

RANK RANG	NAME	CTRY	COMPUL. IMPOSE	OPTION. VOLONTE	TOTAL TOTAL	PRELIM. PRELIM.
1	Morisue, Shinji	JPN	10.00	10.00	20.00	10.000
2	Tong, Fei	CHN	10.00	9.95	19.95	9.975
3	Lou, Yun	CHN	9.95	9.95	19.90	9.950
	Xu, Zhiqiang	CHN	10.00	9.90	19.90	9.950
	Gushiken, Koji	JPN	10.00	9.90	19.90	9.950
	Daggett, Timothy	USA	9.90	10.00	19.90	9.950
	Vidmar, Peter	USA	9.95	9.95	19.90	9.950
8	Piatti, Marco	SUI	9.90	9.90	19.80	9.900
	Conner, Bart	USA	9.90	9.90	19.80	9.900
10	Li, Yuejiu	CHN	9.85	9.90	19.75	9.875
	Wunderlin, Daniel	SUI	9.85	9.90	19.75	9.875
12	Chartrand, Philippe	CAN	9.80	9.90	19.70	9.850
	Vatuone, Philippe	FRA	9.85	9.85	19.70	9.850
	Hirata, Noritoshi	JPN	9.80	9.90	19.70	9.850
	Lee, Jeoung-Sik	KOR	9.85	9.85	19.70	9.850
16	Li, Xiaoping	CHN	9.70	9.95	19.65	9.825
	Def, Jacques	FRA	9.80	9.85	19.65	9.825
	Japtoke, Andreas	FRG	9.75	9.90	19.65	9.825
	Cavelti, Bruno	SUI	9.80	9.85	19.65	9.825
20	Lehmann, Markus	SUI	9.80	9.80	19.60	9.800
	Hartung, James	USA	9.80	9.80	19.60	9.800
22	Fraguas, Antonio	ESP	9.80	9.75	19.55	9.775
	Winkler, Daniel	FRG	9.75	9.80	19.55	9.775
	Chae, Kwang-Suk	KOR	9.75	9.80	19.55	9.775
25	Nutzenberger, Frank	CAN	9.80	9.70	19.50	9.750
	Suty, Joel	FRA	9.70	9.80	19.50	9.750
	Langley, Keith	GBR	9.70	9.80	19.50	9.750
	Sotomura, Koji	JPN	9.75	9.75	19.50	9.750
	Chang, Tae-Eun	KOR	9.75	9.75	19.50	9.750
30	Barbieri, Laurent	FRA	9.65	9.80	19.45	9.725
	Lazzarich, Diego	ITA	9.65	9.80	19.45	9.725
	Han, Chung-Sik	KOR	9.85	9.60	19.45	9.725
	Zellweger, Josef	SUI	9.65	9.80	19.45	9.725
34	Li, Ning	CHN	9.50	9.90	19.40	9.700
	Geiger, Jurgen	FRG	9.70	9.70	19.40	9.700
	Nam, Seoung-Gu	KOR	9.65	9.75	19.40	9.700
37	Bartlett, Terence	GBR	9.75	9.60	19.35	9.675
	Kajitani, Nobuyuki	JPN	9.90	9.45	19.35	9.675
	Ju, Young-Sam	KOR	9.65	9.70	19.35	9.675
	Gaylord, Mitchell	USA	9.40	9.95	19.35	9.675
41	Cairon, Jean-Luc	FRA	9.60	9.70	19.30	9.650
	Gross, Benno	FRG	9.60	9.70	19.30	9.650
	Pineda, Antonio	MEX	9.55	9.75	19.30	9.650
	Pintea, Valentin	ROM	9.60	9.70	19.30	9.650
45	Reddon, Allan	CAN	9.75	9.50	19.25	9.625
	Yamawaki, Kyoji	JPN	9.70	9.55	19.25	9.625
	Meister, Urs	SUI	9.55	9.70	19.25	9.625
48	Gaudet, Daniel	CAN	9.60	9.60	19.20	9.600
	Simmelbauer, Bernhard	FRG	9.65	9.55	19.20	9.600
	Winch, Barry	GBR	9.60	9.60	19.20	9.600

RANK RANG	NAME	CTRY	COMPUL. IMPOSE	OPTION. VOLONTE	TOTAL TOTAL	PRELIM. PRELIM.
51	Peters, Brad	CAN	9.80	9.35	19.15	9.575
	Soler, Miguel	ESP	9.45	9.70	19.15	9.575
	Rohrwick, Volker	FRG	9.60	9.55	19.15	9.575
	Nicula, Emilian	ROM	9.85	9.30	19.15	9.575
	Johnson, Scott	USA	9.65	9.50	19.15	9.575
56	Bimbaum, Werner	AUS	9.70	9.40	19.10	9.550
	Long, Warren	CAN	9.60	9.50	19.10	9.550
58	Van Hoof, Edmund	GBR	9.55	9.50	19.05	9.525
	Amboni, Rocco	ITA	9.65	9.40	19.05	9.525
60	Rodriguez, Alfonso	ESP	9.70	9.30	19.00	9.500
61	Boutard, Michel	FRA	9.50	9.40	18.90	9.450
	Beynon, Carl	GBR	9.45	9.45	18.90	9.450
	Allievi, Vittorio	ITA	9.70	9.20	18.90	9.450
64	Gjertsen, Finn	NOR	9.55	9.20	18.75	9.375
65	Moyal, Yohanan	ISR	9.15	9.50	18.65	9.325
66	Morris, Andrew	GBR	9.75	8.70	18.45	9.225
67	Edmonds, Robert	AUS	9.75	8.35	18.10	9.050
68	Gnoatto, Gerson	BRA	8.45	9.60	18.05	9.025
	Zonzini, Maurizio	SMR	9.25	8.80	18.05	9.025
70	Levy, Yaacov	ISR	9.10	8.55	17.65	8.825
	Jonasson, Johan	SWE	8.00	9.65	17.65	8.825

Men/Individual All-Around Competition Final **Hommes/finales du concours multiple individual**
Aug. 02 **02 Aout**

RANK RANG	NAME	CTRY	FLOOR SOL	S.HOR ARCON	RINGS ANN.	VAULT SAUT	PAR.B B.PAR	HOR.B B.FIX	FINAL FINALE	PRELIM. PRELIM.	TOTAL TOTAL
1	Gushiken, Koji	JPN	9.90	9.90	9.95	10.00	9.90	9.95	59.60	59.100	118.700
2	Vidmar, Peter	USA	9.80	9.90	9.90	9.90	9.90	10.00	59.40	59.275	118.675
3	Li, Ning	CHN	9.90	9.95	9.90	9.90	9.80	9.90	59.35	59.225	118.575
4	Tong, Fei	CHN	9.90	9.90	9.90	9.90	9.75	10.00	59.35	59.200	118.550
5	Gaylord, Mitchell	USA	9.85	9.90	9.95	9.90	9.90	9.95	59.45	59.075	118.525
6	Conner, Bart	USA	9.85	9.90	9.90	9.80	9.85	9.90	59.20	59.150	118.350
7	Xu, Zhiqiang	CHN	9.90	9.90	9.90	9.90	9.90	9.65	59.15	59.075	118.225
8	Kajitani, Nobuyuki	JPN	9.75	9.90	9.90	9.90	9.90	9.55	58.90	58.475	117.375
9	Hirata, Noritoshi	JPN	9.85	9.70	9.90	9.80	9.65	9.90	58.80	58.400	117.200
10	Geiger, Jurgen	FRG	9.70	9.60	9.90	9.90	9.45	9.75	58.30	58.375	116.675
11	Zellweger, Josef	SUI	9.70	9.80	9.80	9.70	9.55	9.80	58.35	58.200	116.550
12	Lehmann, Markus	SUI	9.70	9.75	9.60	9.65	9.55	9.80	58.05	58.150	116.200
13	Chang, Tae-Eun	KOR	9.85	9.55	9.80	9.85	9.75	9.70	58.50	57.650	116.150
14	Nicula, Emilian	ROM	9.50	9.65	9.90	9.75	9.55	9.85	58.20	57.825	116.025
15	Pintea, Valentin	ROM	9.90	9.80	9.35	9.70	9.40	9.80	57.95	58.050	116.000
	Cairon, Jean-Luc	FRA	9.80	9.80	9.90	9.80	9.40	9.25	57.95	58.050	116.000
17	Japtoke, Andreas	FRG	9.60	9.70	9.80	9.70	9.55	9.40	57.75	58.100	115.850
18	Chartrand, Philippe	CAN	9.45	9.50	9.90	9.80	9.20	9.95	57.80	57.875	115.675
19	Long, Warren	CAN	9.80	9.60	9.80	9.75	9.45	9.70	58.10	57.525	115.625
20	Suty, Joel	FRA	9.65	9.80	9.70	9.75	9.60	9.25	57.75	57.750	115.500
21	Winkler, Daniel	FRG	9.90	9.65	9.75	9.80	9.65	9.30	57.05	58.200	115.250
22	Vatuone, Philippe	FRA	9.85	9.10	9.80	9.70	9.05	9.80	57.30	57.725	115.025
23	Pineda, Antonio	MEX	9.70	9.85	9.50	9.70	9.50	9.45	57.70	57.250	114.950
24	Morris, Andrew	GBR	9.65	9.60	9.80	9.70	9.60	9.35	57.70	57.200	114.900
25	Soler, Miguel	ESP	9.60	9.65	9.80	9.75	9.15	9.70	57.65	57.206	114.856
26	Allievi, Vittorio	ITA	9.75	9.70	9.55	9.90	9.45	9.50	57.85	56.975	114.825
27	Han, Chung-Sik	KOR	9.45	8.85	9.80	9.85	9.65	9.55	57.15	57.525	114.675
28	Wunderlin, Daniel	SUI	9.80	8.75	9.80	9.75	9.60	8.80	56.50	58.050	114.550
	Lee, Jeoung-Sik	KOR	9.75	9.65	9.75	9.70	9.30	9.05	57.20	57.350	114.550
30	Amboni, Rocco	ITA	9.60	9.65	9.75	9.75	9.20	9.70	57.65	56.700	114.350
31	Bimbaum, Werner	AUS	9.75	9.00	9.70	9.70	9.10	9.55	56.80	57.300	114.100
32	Lazzarich, Diego	ITA	9.80	8.80	9.70	9.80	9.25	9.55	56.90	56.900	113.800
33	Gaudet, Daniel	CAN	9.70	8.65	9.90	9.55	9.30	9.15	56.25	57.300	113.550
34	Langley, Keith	GBR	9.75	9.25	9.70	9.30	8.55	9.75	56.30	57.050	113.350
35	Fraguas, Antonio	ESP	9.70	8.90	9.80	9.70	9.20	9.40	56.70	56.625	113.325
36	B										

Men/Finals At Apparatus - Competition 3
Rings/Aug. 04

Hommes/finales aux engins - concours 3
Anneaux/04 Aout

RANK	NAME	CTRY	COMPUL.	OPTION.	PRELIM.	FINAL	TOTAL
RANG			IMPOSE	VOLONTE	PRELIM.	FINALE	TOTAL
1	Gushiken, Koji	JPN	9.90	9.90	9.900	9.95	19.850
	Li, Ning	CHN	9.80	10.00	9.900	9.95	19.850
3	Gaylord, Mitchell	USA	9.85	10.00	9.925	9.90	19.825
4	Tong, Fei	CHN	9.70	10.00	9.850	9.90	19.750
	Vidmar, Peter	USA	9.80	9.90	9.850	9.90	19.750
6	Yamawaki, Kyoji	JPN	9.75	9.90	9.825	9.90	19.725
7	Nicula, Emilian	ROM	9.70	9.90	9.800	9.70	19.500
8	Zellweger, Josef	SUI	9.75	9.80	9.775	9.60	19.375

Men/Finals At Apparatus - Competition 3
Horse Vault/Aug. 04

Hommes/finales aux engins - concours 3
Saut de cheval/04 Aout

RANK	NAME	CTRY	COMPUL.	OPTION.	PRELIM.	FINAL	TOTAL
RANG			IMPOSE	VOLONTE	PRELIM.	FINALE	TOTAL
1	Lou, Yun	CHN	10.00	10.00	10.000	9.950	19.950
2	Li, Ning	CHN	10.00	9.75	9.875	9.950	19.825
	Gushiken, Koji	JPN	9.85	9.90	9.875	9.950	19.825
	Gaylord, Mitchell	USA	9.95	9.90	9.925	9.900	19.825
	Morisue, Shinji	JPN	9.95	9.75	9.850	9.975	19.825
6	Hartung, James	USA	9.90	9.90	9.900	9.900	19.800
7	Long, Warren	CAN	9.85	9.85	9.850	9.850	19.700
8	Wunderlin, Daniel	SUI	9.90	9.80	9.850	9.775	19.625

Men/Finals At Apparatus-Competition 3
Parallel Bars/Aug. 04

Hommes/finales aux engins - concours 3
Barres paralleles/04 Aout

RANK	NAME	CTRY	COMPUL.	OPTION.	PRELIM.	FINAL	TOTAL
RANG			IMPOSE	VOLONTE	PRELIM.	FINALE	TOTAL
1	Conner, Bart	USA	9.90	10.00	9.950	10.00	19.950
2	Kajitani, Nobuyuki	JPN	9.95	9.90	9.925	10.00	19.925
3	Gaylord, Mitchell	USA	10.00	9.90	9.950	9.90	19.850
4	Tong, Fei	CHN	9.85	9.90	9.875	9.95	19.825
5	Gushiken, Koji	JPN	9.90	9.90	9.900	9.90	19.800
6	Li, Ning	CHN	9.85	9.90	9.875	9.90	19.775
7	Winkler, Daniel	FRG	9.75	9.85	9.800	9.80	19.600
	Geiger, Jurgen	FRG	9.80	9.80	9.800	9.80	19.600

Men/Finals At Apparatus - Competition 3
Horizontal Bar/Aug. 04

Hommes/finales aux engins - concours 3
Barre fixe/04 Aout

RANK	NAME	CTRY	COMPUL.	OPTION.	PRELIM.	FINAL	TOTAL
RANG			IMPOSE	VOLONTE	PRELIM.	FINALE	TOTAL
1	Morisue, Shinji	JPN	10.00	10.00	10.000	10.00	20.000
2	Tong, Fei	CHN	10.00	9.95	9.975	10.00	19.975
3	Gushiken, Koji	JPN	10.00	9.90	9.950	10.00	19.950
4	Lou, Yun	CHN	9.95	9.95	9.950	9.90	19.850
	Vidmar, Peter	USA	9.95	9.95	9.950	9.90	19.850
	Daggett, Timothy	USA	9.90	10.00	9.950	9.90	19.850
7	Piatti, Marco	SUI	9.90	9.90	9.900	9.90	19.800
8	Wunderlin, Daniel	SUI	9.85	9.90	9.875	9.80	19.675

Handball / Handball

Officials

International Handball Federation (IHF)

President / president Paul Hoegberg (SWE)
Secretary-General / secretaire-general Max Rinkenburger (FRG)
Technical Delegates / delegues techniques Joerg Bahrke (FRG)
Curt Wadmark (SWE)

LAOC Administrative Staff / Personnel Administratif de LAOC

Commisionner / commissaire Tom Megonigal
Competition Director and Sports Manager /
directeur du competition et manager du sport Mike Cavanaugh
Venue Manager / manager de la venue Ron Andris

Participants / Participants

Women
Femmes

Competitors
Competiteurs
96

Countries
Pays
6

Men
Hommes

Competitors
Competiteurs
192

Countries
Pays
12

*Titan Gymnasium,
California State University,
Fullerton (3,300)*





Handball

Women/Championship Pool Results Match 01 /Aug. 01				Femmes/poule de championnat Resultats match 01/01 Aout			
NO	NAME	GOALS BUTS	NO	NAME	GOALS BUTS		
KOR 23-AUT 22 (11-15. 12-7)							
KOR				AUT			
3	Kim, Kyung-Soon	1	2	Popp, Ulrike	0		
4	Lee, Soon-Ei	2	3	Neubauer, Martina	3		
5	Jeong, Hyei-Soon	1	5	Unger, Susanne	2		
7	Kim, Mi-Sook	0	6	Gschiesl-Follyn, Mlena	8		
9	Han, Hwa-Soo	3	7	Sykora, Maria	1		
10	Kim, Ok-Hwa	7	8	Steinbauer, Silvia	1		
11	Kim, Choon-Yei	2	9	Hillinger, Karin	0		
12	Jeung, Soon-Bok	0	10	Zehner, Elisabeth	0		
13	Yoon, Byung-Soon	5	11	Gebauer, Gabriele	4		
14	Lee, Young-Ja	0	12	Radovic, Vesna	0		
15	Sung, Kyung-Hwa	2	13	Zielewicz, Teresa	3		
16	Youn, Soo-Kyung	0	16	Unger, Monika	0		
REFEREE/ARBITRES CHRISTENSEN DEN WOHLK DEN							

Women/Championship Pool Statistics Match 01/Aug.01				Femmes/poule de championnat Statistiques match 01/01 Aout			
TOTAL SAVED BLOCKED MISSED G.POSTS GOALS ASSISTS ARRETS CONTRES RATES POTEAUX BUTS ASSIST.							
KOR							
SHOT ATTEMPTS/LANCERS	42	11	2	5	1	23	11
ATTACKS/ATTAQUES	74						
FAST BREAKS/CONTRE-ATTAQUES	4						
PENALTY 7-M	6	0	0		1	5	
FREE THROWS/JETS FRANCS	13						
TURN-OVER/PERTES DE BALLE	18						
WARNINGS/AVERTISSEMENTS	1						
SUSPENSIONS 2 MIN.	3						
DISQUALIFICATIONS	0						
EXPULSIONS	0						
PENALTY MINUTES	6						
GOALS/BUTS	23						
AUT							
SHOT ATTEMPTS/LANCERS	61	18	6	5	10	22	9
ATTACKS/ATTAQUES	74						
FAST BREAKS/CONTRE-ATTAQUES	0						
PENALTY 7-M	6	2	0		0	4	
FREE THROWS/JETS FRANCS	38						
TURN-OVER/PERTES DE BALLE	16						
WARNINGS/AVERTISSEMENTS	2						
SUSPENSIONS 2 MIN.	4						
DISQUALIFICATIONS	0						
EXPULSIONS	0						
PENALTY MINUTES	8						
GOALS/BUTS	22						

Women/Championship Pool Results Match 02 /Aug. 01				Femmes/poule de championnat Resultats match 02/01 Aout			
NO	NAME	GOALS BUTS	NO	NAME	GOALS BUTS		
YUG 20-FRG 19 (11-12. 9-7)							
YUG				FRG			
1	Ptujec, Jasna	0	4	Becker, Maike	3		
3	Pavicevic, Zorica	0	5	Kunze, Corinna	4		
4	Jankovic, Ljubinka	0	7	Schmitt, Silvia	2		
5	Anastasovski, Svetlana	2	8	Mroczynski, Roswitha	1		
6	Dasic-Kitic, Svetlana	3	9	Erbs, Sabine	2		
7	Ercic, Emilija	0	10	Stelberg, Dagmar	3		
8	Cuderman, Alenka	0	11	Jonsson, Kerstin	0		
9	Mugosa, Svetlana	0	12	Huhn, Astrid	0		
10	Djurica, Mirjana	6	13	Platen, Petra	4		
11	Visnjic, Biserka	0	14	Sturm, Claudia	0		
12	Djukic, Slavica	0	16	Koschella, Sabrina	0		
14	Kolar-Merdan, Jasna	9	19	Putzke, Vanadis	0		
REFEREES/ARBITRES SZENDRY HUN SOMHEGY HUN							

Handball

Women/Championship Pool Statistics Match 02/Aug. 01				Femmes/poule de championnat Statistiques match 02/01 Aout			
TOTAL SAVED BLOCKED MISSED G.POSTS GOALS ASSISTS ARRETS CONTRES RATES POTEAUX BUTS ASSIST.							
YUG							
SHOT ATTEMPTS/LANCERS	48	13	10	3	2	20	1
ATTACKS/ATTAQUES	56						
FAST BREAKS/CONTRE-ATTAQUES	3						
PENALTY 7-M	6	0	1		0	5	
FREE THROWS/JETS FRANCS	33						
TURN-OVER/PERTES DE BALLE	11						
WARNINGS/AVERTISSEMENTS	3						
SUSPENSIONS 2 MIN.	1						
DISQUALIFICATIONS	0						
EXPULSIONS	0						
PENALTY MINUTES	2						
GOALS/BUTS	20						
FRG							
SHOT ATTEMPTS/LANCERS	45	9	5	6	6	19	4
ATTACKS/ATTAQUES	57						
FAST BREAKS/CONTRE-ATTAQUES	3						
PENALTY 7-M	5	1	1		1	2	
FREE THROWS/JETS FRANCS	45						
TURN-OVER/PERTES DE BALLE	8						
WARNINGS/AVERTISSEMENTS	3						
SUSPENSIONS 2 MIN.	1						
DISQUALIFICATIONS	0						
EXPULSIONS	0						
PENALTY MINUTES	2						
GOALS/BUTS	19						

Women/Championship Pool Results Match 03/Aug. 01				Femmes/poule de championnat Resultats match 03/01 Aout			
NO	NAME	GOALS BUTS	NO	NAME	GOALS BUTS		
USA 25-CHN 22 (9-12. 16-10)							
CHN				USA			
1	Wu, Xingjiang	0	1	Boyd, Pamela	0		
3	He, Jianping	4	2	Lindsey, Carol	1		
4	Zhu, Juefeng	4	3	Clanton, Reita	0		
5	Zhang, Weihong	1	4	Winn, Sherry	1		
6	Gao, Xiumin	0	5	Contos, Theresa	2		
7	Wang, Linwei	2	6	Forest, Carmen	2		
8	Liu, Liping	1	7	De La Riva, Sandra	5		
11	Sun, Xiulan	3	8	Trombly, Janice	0		
12	Liu, Yumei	0	9	Dwight, Mary Phyllis	1		
13	Li, Lan	1	10	Stinger, Cynthia	7		
14	Wang, Mingxing	3	13	Jones, Leora Sam	6		
15	Chen, Zhen	3	16	Stone, Penelope	0		
REFEREES/ARBITRES MARIN ROM SERBAN ROM							

Women/Championship Pool Statistics Match 03/Aug. 01				Femmes/poule de championnat Statistiques match 03/01 Aout			
TOTAL SAVED BLOCKED MISSED G.POSTS GOALS ASSISTS ARRETS CONTRES RATES POTEAUX BUTS ASSIST.							
CHN							
SHOT ATTEMPTS/LANCERS	43	13	3	1	4	22	3
ATTACKS/ATTAQUES	71						
FAST BREAKS/CONTRE-ATTAQUES	4						
PENALTY 7-M	5	2	0		0	3	
FREE THROWS/JETS FRANCS	35						
TURN-OVER/PERTES DE BALLE	12						
WARNINGS/AVERTISSEMENTS	3						
SUSPENSIONS 2 MIN.	6						
DISQUALIFICATIONS	0						
EXPULSIONS	0						
PENALTY MINUTES	12						
GOALS/BUTS	22						
USA							
SHOT ATTEMPTS/LANCERS	52	12	1	8	6	25	10
ATTACKS/ATTAQUES	71						
FAST BREAKS/CONTRE-ATTAQUES	2						
PENALTY 7-M	5	0	0		0	5	
FREE THROWS/JETS FRANCS	34						
TURN-OVER/PERTES DE BALLE	12						
WARNINGS/AVERTISSEMENTS	4						
SUSPENSIONS 2 MIN.	7						
DISQUALIFICATIONS	1						
EXPULSIONS	0						
PENALTY MINUTES	14						
GOALS/BUTS	25						

Women / Championship Pool
Results Match 04 / Aug. 03

Femmes / poule de championnat
Resultats match 04 / 03 Aout

NO	NAME	GOALS BUTS	NO	NAME	GOALS BUTS
YUG 30-AUT 15 (15-8, 15-7)					
YUG			AUT		
01	Ptujec, Jasna	0	02	Popp, Ulrike	0
02	Ognjenovic, Mirjana	3	03	Neubauer, Martina	0
03	Pavicevic, Zorica	1	05	Unger, Susanne	0
04	Jankovic, Ljubinka	0	06	Gschiessl-Foltyn, Milena	5
05	Anastasovski, Svetlana	4	07	Sykora, Maria	1
06	Dasic-Kitic, Svetlana	4	08	Steinbauer, Silvia	0
09	Mugosa, Svetlana	2	09	Hillinger, Karin	0
10	Djurica, Mirjana	3	10	Zehetner, Elisabeth	0
11	Visnjic, Biserka	5	11	Gebauer, Gabriele	3
12	Djukic, Slavica	0	12	Radovic, Vesna	0
14	Kolar-Merdan, Jasna	7	13	Zielewicz, Teresa	6
15	Mugosa, Ljiljana	1	16	Unger, Monika	0

REFEREES/ARBITRES RAUCHFUSS GDR
BUCHDA GDR

Women / Championship Pool
Statistics Match 04 / Aug. 03

Femmes / poule de championnat
Statistiques match 04 / 03 Aout

TOTAL	SAVED	BLOCKED	MISSED	G.POSTS	GOALS	ASSISTS
ARRETS	CONTRES	RATES	POTEAUX	BUTS	ASSIST.	
YUG						
SHOT ATTEMPTS/LANCERS	45	14	0	1	0	30
ATTACKS/ATTAQUES	55					21
FAST BREAKS/CONTRE-ATTAQUES	4					4
PENALTY 7-M	5	0		0	0	5
FREE THROWS/JETS FRANCS	20					
TURN-OVER/PERTES DE BALLE	19					
WARNINGS/AVERTISSEMENTS	3					
SUSPENSIONS 2 MIN.	6					
DISQUALIFICATIONS	0					
EXPULSIONS	0					
PENALTY MINUTES	12					
GOALS/BUTS	30					

TOTAL	SAVED	BLOCKED	MISSED	G.POSTS	GOALS	ASSISTS
ARRETS	CONTRES	RATES	POTEAUX	BUTS	ASSIST.	
AUT						
SHOT ATTEMPTS/LANCERS	42	10	7	7	3	15
ATTACKS/ATTAQUES	56					13
FAST BREAKS/CONTRE-ATTAQUES	0					0
PENALTY 7-M	3	0		0	1	2
FREE THROWS/JETS FRANCS	37					
TURN-OVER/PERTES DE BALLE	19					
WARNINGS/AVERTISSEMENTS	3					
SUSPENSIONS 2 MIN	4					
DISQUALIFICATIONS	0					
EXPULSIONS	0					
PENALTY MINUTES	8					
GOALS/BUTS	15					

Women / Championship Pool
Results Match 05 / Aug. 03

Femmes / poule de championnat
Resultats match 05 / 03 Aout

NO	NAME	GOALS BUTS	NO	NAME	GOALS BUTS
CHN 20-FRG 19 (11-7, 9-12)					
CHN			FRG		
01	Wu, Xingjiang	0	04	Becker, Maike	1
03	He, Jianping	2	05	Kunze, Corinna	1
04	Zhu, Juefeng	0	07	Schmitt, Silvia	2
05	Zhang, Weihong	1	08	Mroczynski, Roswitha	0
07	Wang, Linwei	4	09	Erb, Sabine	0
08	Liu, Liping	1	10	Stelberg, Dagmar	4
10	Zhang, Peijun	0	11	Jonsson, Kerstin	6
11	Sun, Xiulan	1	12	Huhn, Astrid	0
12	Liu, Yumei	0	13	Platen, Petra	1
13	Li, Lan	0	14	Sturm, Claudia	4
14	Wang, Mingxing	6	16	Koschella, Sabrina	0
15	Chen, Zhen	5	19	Putzke, Vanadis	0

REFEREES/ARBITRES NILSSON SWE
WESTER SWE

Women / Championship Pool
Statistics Match 05 / Aug. 03

Femmes / poule de championnat
Statistiques match 05 / 03 Aout

TOTAL	SAVED	BLOCKED	MISSED	G.POSTS	GOALS	ASSISTS
ARRETS	CONTRES	RATES	POTEAUX	BUTS	ASSIST.	
CHN						
SHOT ATTEMPTS/LANCERS	52	7	9	1	6	29
ATTACKS/ATTAQUES	61					24
FAST BREAKS/CONTRE-ATTAQUES	3					3
PENALTY 7-M	3	1		0	0	2
FREE THROWS/JETS FRANCS	35					
TURN-OVER/PERTES DE BALLE	17					
WARNINGS/AVERTISSEMENTS	3					
SUSPENSIONS 2 MIN.	6					
DISQUALIFICATIONS	0					
EXPULSIONS	0					
PENALTY MINUTES	12					
GOALS/BUTS	29					

TOTAL	SAVED	BLOCKED	MISSED	G.POSTS	GOALS	ASSISTS
ARRETS	CONTRES	RATES	POTEAUX	BUTS	ASSIST.	
USA						
SHOT ATTEMPTS/LANCERS	46	9	3	4	3	27
ATTACKS/ATTAQUES	62					24
FAST BREAKS/CONTRE-ATTAQUES	1					0
PENALTY 7-M	4	1		0	0	3
FREE THROWS/JETS FRANCS	34					
TURN-OVER/PERTES DE BALLE	19					
WARNINGS/AVERTISSEMENTS	3					
SUSPENSIONS 2 MIN.	7					
DISQUALIFICATIONS	0					
EXPULSIONS	0					
PENALTY MINUTES	14					
GOALS/BUTS	27					

Women / Championship Pool
Statistics Match 05 / Aug. 03

Femmes / poule de championnat
Statistiques match 05 / 03 Aout

TOTAL	SAVED	BLOCKED	MISSED	G.POSTS	GOALS	ASSISTS
ARRETS	CONTRES	RATES	POTEAUX	BUTS	ASSIST.	
CHN						
SHOT ATTEMPTS/LANCERS	34	12	0	1	1	20
ATTACKS/ATTAQUES	50					15
FAST BREAKS/CONTRE-ATTAQUES	0					0
PENALTY 7-M	9	1		0	2	5
FREE THROWS/JETS FRANCS	49					
TURN-OVER/PERTES DE BALLE	14					
WARNINGS/AVERTISSEMENTS	3					
SUSPENSIONS 2 MIN.	7					
DISQUALIFICATIONS	0					
EXPULSIONS	0					
PENALTY MINUTES	14					
GOALS/BUTS	20					

TOTAL	SAVED	BLOCKED	MISSED	G.POSTS	GOALS	ASSISTS
ARRETS	CONTRES	RATES	POTEAUX	BUTS	ASSIST.	
FRG						
SHOT ATTEMPTS/LANCERS	45	7	0	12	7	19
ATTACKS/ATTAQUES	53					14
FAST BREAKS/CONTRE-ATTAQUES	3					3
PENALTY 7-M	3	0		1	0	2
FREE THROWS/JETS FRANCS	37					
TURN-OVER/PERTES DE BALLE	10					
WARNINGS/AVERTISSEMENTS	2					
SUSPENSIONS 2 MIN.	4					
DISQUALIFICATIONS	0					
EXPULSIONS	0					
PENALTY MINUTES	8					
GOALS/BUTS	19					

Women / Championship Pool
Results Match 06 / Aug. 03

Femmes / poule de championnat
Resultats match 06 / 03 Aout

NO	NAME	GOALS BUTS	NO	NAME	GOALS BUTS
KOR 29-USA 27 (16-11, 13-16)					
KOR			USA		
1	Son, Mi-Na	0	1	Boyd, Pamela	0
3	Kim, Kyung-Soon	2	2	Lindsey, Carol	4
4	Lee, Soon-El	1	3	Clanton, Reita	1
5	Jeong, Hyo-Soon	1	4	Winn, Sherry	1
7	Kim, Mi-Sook	0	5	Cortos, Theresa	0
9	Han, Hwa-Soo	4	6	Forest, Carmen	0
10	Kim, Ok-Hwa	6	7	De La Riva, Sandra	5
11	Kim, Choon-Yei	1	8	Trombly, Janice	0
12	Jeung, Soon-Bok	0	9	Dwight, Mary Phyllis	1
13	Yoon, Byung-Soon	8	10	Stinger, Cynthia	6
14	Lee, Young-Ja	0	13	Jones, Leora Sam	9
15	Sung, Kyung-Hwa	6	16	Stone, Penelope	0

REFEREES/ARBITRES ISCHER SUI
RYKART SUI

Women / Championship Pool
Statistics Match 06 / Aug. 03

Femmes / poule de championnat
Statistiques match 06 / 03 Aout

TOTAL	SAVED	BLOCKED	MISSED	G.POSTS	GOALS	ASSISTS
ARRETS	CONTRES	RATES	POTEAUX	BUTS	ASSIST.	
KOR						
SHOT ATTEMPTS/LANCERS	52	7	9	1	6	29
ATTACKS/ATTAQUES	61					24
FAST BREAKS/CONTRE-ATTAQUES	3					3
PENALTY 7-M	3	1		0	0	2
FREE THROWS/JETS FRANCS	35					
TURN-OVER/PERTES DE BALLE	17					
WARNINGS/AVERTISSEMENTS	3					
SUSPENSIONS 2 MIN.	6					
DISQUALIFICATIONS	0					
EXPULSIONS	0					
PENALTY MINUTES	12					
GOALS/BUTS	29					

TOTAL	SAVED	BLOCKED	MISSED	G.POSTS	GOALS	ASSISTS
ARRETS	CONTRES	RATES	POTEAUX	BUTS	ASSIST.	
USA						
SHOT ATTEMPTS/LANCERS	46	9	3	4	3	27
ATTACKS/ATTAQUES	62					24
FAST BREAKS/CONTRE-ATTAQUES	1					0
PENALTY 7-M	4	1		0	0	3
FREE THROWS/JETS FRANCS	34					
TURN-OVER/PERTES DE BALLE	19					
WARNINGS/AVERTISSEMENTS	3					
SUSPENSIONS 2 MIN.	7					
DISQUALIFICATIONS	0					
EXPULSIONS	0					
PENALTY MINUTES	14					
GOALS/BUTS	27					

Handball

Women/Championship Pool Results Match 07/Aug. 05

Femmes/poule de championnat Resultats match 07/05 Aout

NO	NAME	GOALS BUTS	NO	NAME	GOALS BUTS
FRG 18-AUT 17 (7-5, 11-12)					
FRG			AUT		
2	Blumauer, Elke	1	3	Neubauer, Martina	3
4	Becker, Maïke	1	4	Prokop, Karin	0
5	Kunze, Corinna	1	5	Unger, Susanne	0
7	Schmitt, Silvia	3	6	Gschiesl-Foltyn, Milena	7
9	Erb, Sabine	3	7	Sykora, Maria	0
10	Stelberg, Dagmar	3	8	Steinbauer, Silvia	0
11	Jonsson, Kerstin	2	9	Hillinger, Karin	0
12	Huhn, Astrid	0	10	Zehetner, Elisabeth	0
13	Platen, Petra	2	11	Gebauer, Gabriele	1
14	Sturm, Claudia	2	12	Radovic, Vesna	0
16	Koschella, Sabrina	0	13	Zielewicz, Teresa	6
19	Putzke, Vanadis	0	16	Unger, Monika	0

REFEREES/ARBITRES ISCHER SUI
RYKART SUI

Women/Championship Pool Statistics Match 07/Aug. 05

Femmes/poule de championnat Statistiques match 07/05 Aout

TOTAL	SAVED	BLOCKED	MISSED	G.POSTS	GOALS	ASSISTS
ARRETS	CONTRES	RATES	POTEAUX	BUTS	ASSIST.	
FRG						
SHOT ATTEMPTS/LANCERS	32	7	1	3	3	18
ATTACKS/ATTAQUES	49					12
FAST BREAKS/CONTRE-ATTAQUES	1					1
PENALTY 7-M	5	0		0	0	5
FREE THROWS/JETS FRANCS	39					
TURN-OVER/PERTES DE BALLE	13					
WARNINGS/AVERTISSEMENTS	3					
SUSPENSIONS 2 MIN.	4					
DISQUALIFICATIONS	0					
EXPULSIONS	0					
PENALTY MINUTES	8					
GOALS/BUTS	18					

TOTAL	SAVED	BLOCKED	MISSED	G.POSTS	GOALS	ASSISTS
ARRETS	CONTRES	RATES	POTEAUX	BUTS	ASSIST.	
AUT						
SHOT ATTEMPTS/LANCERS	36	7	5	3	4	17
ATTACKS/ATTAQUES	49					9
FAST BREAKS/CONTRE-ATTAQUES	2					2
PENALTY 7-M	6	0		0	0	6
FREE THROWS/JETS FRANCS	45					
TURN-OVER/PERTES DE BALLE	12					
WARNINGS/AVERTISSEMENTS	4					
SUSPENSIONS 2 MIN.	2					
DISQUALIFICATIONS	0					
EXPULSIONS	0					
PENALTY MINUTES	4					
GOALS/BUTS	17					

Women/Championship Pool Results Match 08/Aug. 05

Femmes/poule de championnat Resultats match 08/05 Aout

NO	NAME	GOALS BUTS	NO	NAME	GOALS BUTS
CHN 24-KOR 24 (10-14, 14-10)					
CHN			KOR		
1	Wu, Xingjiang	0	3	Kim, Kyung-Soon	2
3	He, Jianping	2	4	Lee, Soon-Ei	1
4	Zhu, Juefeng	1	5	Jeong, Hyoui-Soon	2
5	Zhang, Weihong	1	7	Kim, Mi-Sook	0
7	Wang, Linwei	1	9	Han, Hwa-Soo	3
8	Liu, Liping	7	10	Kim, Ok-Hwa	4
10	Zhang, Peijun	0	11	Kim, Choon-Yei	1
11	Sun, Xiulan	1	12	Jeung, Soon-Bok	0
12	Liu, Yumei	0	13	Yoon, Byung-Soon	6
13	Li, Lan	4	14	Lee, Young-Ja	4
14	Wang, Mingxing	2	15	Sung, Kyung-Hwa	1
15	Chen, Zhen	5	16	Youn, Soo-Kyung	0

REFEREES/ARBITRES ANTHONSEN NOR
BOLSTAD NOR

Handball

Women/Championship Pool Statistics Match 08/Aug. 05

Femmes/poule de championnat Statistiques match 08/05 Aout

TOTAL	SAVED	BLOCKED	MISSED	G.POSTS	GOALS	ASSISTS
ARRETS	CONTRES	RATES	POTEAUX	BUTS	ASSIST.	
CHN						
SHOT ATTEMPTS/LANCERS	45	13	3	1	4	24
ATTACKS/ATTAQUES	70					17
FAST BREAKS/CONTRE-ATTAQUES	7					4
PENALTY 7-M	4	1		1	0	3
FREE THROWS/JETS FRANCS	23					
TURN-OVER/PERTES DE BALLE	24					
WARNINGS/AVERTISSEMENTS	1					
SUSPENSIONS 2 MIN.	3					
DISQUALIFICATIONS	0					
EXPULSIONS	0					
PENALTY MINUTES	6					
GOALS/BUTS	24					

TOTAL	SAVED	BLOCKED	MISSED	G.POSTS	GOALS	ASSISTS
ARRETS	CONTRES	RATES	POTEAUX	BUTS	ASSIST.	
KOR						
SHOT ATTEMPTS/LANCERS	52	18	2	4	4	24
ATTACKS/ATTAQUES	70					16
FAST BREAKS/CONTRE-ATTAQUES	7					3
PENALTY 7-M	7	1		1	0	5
FREE THROWS/JETS FRANCS	17					
TURN-OVER/PERTES DE BALLE	23					
WARNINGS/AVERTISSEMENTS	2					
SUSPENSIONS 2 MIN.	0					
DISQUALIFICATIONS	0					
EXPULSIONS	0					
PENALTY MINUTES	0					
GOALS/BUTS	24					

Women/Championship Pool Results Match 09/Aug. 05

Femmes/poule de championnat Resultats match 09/05 Aout

NO	NAME	GOALS BUTS	NO	NAME	GOALS BUTS
YUG 33-USA 20 (14-10, 19-10)					
YUG			USA		
1	Ptujec, Jasna	0	1	Boyd, Pamela	0
2	Ognjenovic, Mirjana	2	2	Lindsey, Carol	1
3	Pavicevic, Zorica	1	3	Clanton, Reita	0
4	Jankovic, Ljubinka	2	4	Winn, Sherry	4
5	Anastasovski, Svetlana	1	5	Cantos, Theresa	0
6	Dasic-Kitic, Svetlana	4	6	Forest, Carmen	1
7	Ercic, Emilija	2	7	De La Riva, Sandra	0
8	Cuderman, Alenka	0	8	Trombly, Janice	0
10	Djurica, Mirjana	2	9	Dwight, Mary Phyllis	0
14	Kolar-Merdan, Jasna	17	10	Stinger, Cynthia	11
15	Mugosa, Lijijana	2	13	Jones, Leora Sam	3
16	Djuric, Dragica	0	16	Stone, Penelope	0

REFEREES/ARBITRES NILSSON SWE
WESTER SWE

Women/Championship Pool Statistics Match 09/Aug. 05

Femmes/poule de championnat Statistiques match 09/05 Aout

TOTAL	SAVED	BLOCKED	MISSED	G.POSTS	GOALS	ASSISTS
ARRETS	CONTRES	RATES	POTEAUX	BUTS	ASSIST.	
YUG						
SHOT ATTEMPTS/LANCERS	53	8	4	4	4	33
ATTACKS/ATTAQUES	52					21
FAST BREAKS/CONTRE-ATTAQUES	6					5
PENALTY 7-M	9	0		0	1	8
FREE THROWS/JETS FRANCS	40					
TURN-OVER/PERTES DE BALLE	9					
WARNINGS/AVERTISSEMENTS	2					
SUSPENSIONS 2 MIN.	5					
DISQUALIFICATIONS	0					
EXPULSIONS	0					
PENALTY MINUTES	10					
GOALS/BUTS	33					

TOTAL	SAVED	BLOCKED	MISSED	G.POSTS	GOALS	ASSISTS
ARRETS	CONTRES	RATES	POTEAUX	BUTS	ASSIST.	
USA						
SHOT ATTEMPTS/LANCERS	42	8	2	6	6	20
ATTACKS/ATTAQUES	53					13
FAST BREAKS/CONTRE-ATTAQUES	2					2
PENALTY 7-M	5	0		0	0	5
FREE THROWS/JETS FRANCS	38					
TURN-OVER/PERTES DE BALLE	17					
WARNINGS/AVERTISSEMENTS	2					
SUSPENSIONS 2 MIN.	6					
DISQUALIFICATIONS	1					
EXPULSIONS	0					
PENALTY MINUTES	12					
GOALS/BUTS	20					



Women / Championship Pool
Results Match 10 / Aug. 07

Femmes / poule de championnat
Resultats match 10 / 07 Aout

NO	NAME	GOALS BUTS	NO	NAME	GOALS BUTS
CHN 21-AUT 16 (10-7, 11-9)					
CHN			AUT		
1	Wu, Xingjiang	0	1	Huber, Ulrike	0
3	He, Jianping	3	3	Neubauer, Martina	0
4	Zhu, Juefeng	0	5	Unger, Susanne	0
5	Zhang, Weihong	0	6	Gschiessl-Foltyn, Milena	9
6	Gao, Xiumin	1	7	Sykora, Maria	0
7	Wang, Linwei	4	8	Steinbauer, Silvia	0
8	Liu, Liping	2	9	Hillinger, Karin	0
11	Sun, Xiulan	2	10	Zehetner, Elisabeth	0
12	Liu, Yumei	0	11	Gebauer, Gabriele	4
13	Li, Lan	2	12	Radovic, Vesna	0
14	Wang, Mingxing	4	13	Zielewicz, Teresa	3
15	Chen, Zhen	3	14	Neunteufel, Gudrun	0
REFEREES/ARBITRES LELONG FRA TANCREZ FRA					

Women / Championship Pool
Statistics-Match 10 / Aug. 07

Femmes / poule de championnat
Statistiques match 10 / 07 Aout

	TOTAL	SAVED	BLOCKED	MISSED	G.POSTS	GOALS	ASSISTS
	ARRETS	CONTRES	RATES	POTEAUX	BUTS	ASSIST.	
CHN							
SHOT ATTEMPTS/LANCERS	40	11	0	4	4	21	3
ATTACKS/ATTAQUES	51					14	
FAST BREAKS/CONTRE-ATTAQUES	8					5	
PENALTY 7-M	2	0		0	0	2	
FREE THROWS/JETS FRANCS	31						
TURN-OVER/PERTES DE BALLE	16						
WARNINGS/AVERTISSEMENTS	2						
SUSPENSIONS 2 MIN.	3						
DISQUALIFICATIONS	0						
EXPULSIONS	0						
PENALTY MINUTES	6						
GOALS/BUTS	21						
AUT							
SHOT ATTEMPTS/LANCERS	46	16	3	3	8	16	2
ATTACKS/ATTAQUES	50					14	
FAST BREAKS/CONTRE-ATTAQUES	1					1	
PENALTY 7-M	3	1		0	1	1	
FREE THROWS/JETS FRANCS	38						
TURN-OVER/PERTES DE BALLE	15						
WARNINGS/AVERTISSEMENTS	2						
SUSPENSIONS 2 MIN.	4						
DISQUALIFICATIONS	0						
EXPULSIONS	0						
PENALTY MINUTES	8						
GOALS/BUTS	16						

Women / Championship Pool
Results Match 11 / Aug. 07

Femmes / poule de championnat
Resultats match 11 / 07 Aout

NO	NAME	GOALS BUTS	NO	NAME	GOALS BUTS
YUG 29-KOR 23 (15-14, 14-9)					
YUG			KOR		
1	Ptujec, Jasna	0	3	Kim, Kyung-Soon	3
2	Ognjenovic, Mirjana	1	4	Lee, Soon-Ei	4
3	Pavicevic, Zorica	0	5	Jeong, Hyoui-Soon	0
4	Jankovic, Ljubinka	3	7	Kim, Mi-Sook	0
5	Anastasovski, Svetlana	3	9	Han, Hwa-Soo	2
6	Dasic-Kitic, Svetlana	5	10	Kim, Ok-Hwa	4
7	Ericic, Emilija	0	11	Kim, Choon-Yel	3
10	Djurica, Mirjana	4	12	Jeung, Soon-Bok	0
11	Visnjic, Biserka	5	13	Yom, Byung-Soon	1
12	Djukic, Slavica	0	14	Lee, Young-Ja	1
14	Kolar-Merdan, Jasna	8	15	Sung, Kyung-Hwa	5
15	Mugosa, Ljiljana	0	16	Youn, Soo-Kyung	0
REFEREES/ARBITRES MARIN ROM SERBAN ROM					

Women / Championship Pool
Statistics Match 11 / Aug. 07

Femmes / poule championnat
Statistiques match 11 / 07 Aout

	TOTAL	SAVED	BLOCKED	MISSED	G.POSTS	GOALS	ASSISTS
	ARRETS	CONTRES	RATES	POTEAUX	BUTS	ASSIST.	
YUG							
SHOT ATTEMPTS/LANCERS	53	15	1	6	2	29	8
ATTACKS/ATTAQUES	63					15	
FAST BREAKS/CONTRE-ATTAQUES	8					7	
PENALTY 7-M	9	2		0	0	7	
FREE THROWS/JETS FRANCS	13						
TURN-OVER/PERTES DE BALLE	13						
WARNINGS/AVERTISSEMENTS	2						
SUSPENSIONS 2 MIN.	5						
DISQUALIFICATIONS	0						
EXPULSIONS	0						
PENALTY MINUTES	10						
GOALS/BUTS	29						
KOR							
SHOT ATTEMPTS/LANCERS	45	10	3	5	4	23	6
ATTACKS/ATTAQUES	64					18	
FAST BREAKS/CONTRE-ATTAQUES	4					3	
PENALTY 7-M	4	2		0	0	2	
FREE THROWS/JETS FRANCS	24						
TURN-OVER/PERTES DE BALLE	25						
WARNINGS/AVERTISSEMENTS	2						
SUSPENSIONS 2 MIN.	5						
DISQUALIFICATIONS	0						
EXPULSIONS	0						
PENALTY MINUTES	10						
GOALS/BUTS	23						

Women / Championship Pool
Results Match 12 / Aug. 07

Femmes / poule championnat
Resultats match 12 / 07 Aout

NO	NAME	GOALS BUTS	NO	NAME	GOALS BUTS
FRG 18-USA 17 (10-7, 8-10)					
FRG			USA		
2	Blumauer, Elke	0	1	Boyd, Pamela	0
4	Becker, Maike	0	2	Lindsey, Carol	0
5	Kunze, Corinna	0	3	Clanton, Reita	2
7	Schmitt, Silva	7	4	Winn, Sherry	2
9	Erbs, Sabine	1	6	Forest, Carmen	0
10	Stelberg, Dagmar	5	7	De La Riva, Sandra	0
11	Jonsson, Kerstin	1	8	Trombly, Janice	0
12	Huhn, Astrid	0	9	Dwight, Mary Phyllis	0
13	Platen, Petra	1	10	Stinger, Cynthia	5
14	Sturm, Claudia	3	11	Hale, Melinda	0
16	Koschella, Sabrina	0	13	Jones, Leora Sam	8
19	Putzke, Vanadis	0	16	Stone, Penelope	0
REFEREES/ARBITRES KOPPE HOL NUSSER HOL					

Women / Championship Pool
Statistics Match 12 / Aug. 07

Femmes / poule championnat
Statistiques match 12 / 07 Aout

	TOTAL	SAVED	BLOCKED	MISSED	G.POSTS	GOALS	ASSISTS
	ARRETS	CONTRES	RATES	POTEAUX	BUTS	ASSIST.	
FRG							
SHOT ATTEMPTS/LANCERS	34	7	1	4	4	18	4
ATTACKS/ATTAQUES	57					12	
FAST BREAKS/CONTRE-ATTAQUES	1					1	
PENALTY 7-M	5	0		0	0	5	
FREE THROWS/JETS FRANCS	33						
TURN-OVER/PERTES DE BALLE	20						
WARNINGS/AVERTISSEMENTS	2						
SUSPENSIONS 2 MIN.	6						
DISQUALIFICATIONS	0						
EXPULSIONS	0						
PENALTY MINUTES	12						
GOALS/BUTS	18						
USA							
SHOT ATTEMPTS/LANCERS	40	10	7	2	4	17	3
ATTACKS/ATTAQUES	58					13	
FAST BREAKS/CONTRE-ATTAQUES	2					1	
PENALTY 7-M	3	0		0	0	3	
FREE THROWS/JETS FRANCS	40						
TURN-OVER/PERTES DE BALLE	17						
WARNINGS/AVERTISSEMENTS	3						
SUSPENSIONS 2 MIN.	6						
DISQUALIFICATIONS	0						
EXPULSIONS	0						
PENALTY MINUTES	12						
GOALS/BUTS	17						

Handball

Women/ Championship Pool Results Match 13/Aug. 09

Femmes/poule de championnat Resultats match 13/09 Aout

NO	NAME	GOALS BUTS	NO	NAME	GOALS BUTS
USA 25-AUT 21 (11-9, 14-12)					
AUT			USA		
2	Popp, Ulrike	0	1	Boyd, Pamela	0
3	Neubauer, Martina	2	2	Lindsey, Carol	0
5	Unger, Susanne	2	3	Clanton, Reita	1
6	Gschiessl-Foltyn, Milena	5	4	Winn, Sherry	3
7	Sykora, Maria	4	6	Forest, Carmen	1
8	Steinbauer, Silvia	0	7	De La Riva, Sandra	3
9	Hillinger, Karin	0	8	Trombly, Janice	0
10	Zehetner, Elisabeth	1	9	Dwight, Mary Phyllis	0
11	Gebauer, Gabriele	4	10	Stinger, Cynthia	10
12	Radovic, Vesna	0	11	Hale, Melinda	1
13	Zielewicz, Teresa	3	13	Jones, Leora Sam	6
16	Unger, Monika	0	16	Stone, Penelope	0

REFEREES/ARBITRES CHRISTENSEN DEN
WOHLK DEN

Women/Championship Pool Statistics Match 13/Aug. 09

Femmes/poule de championnat Statistiques match 13/09 Aout

	TOTAL	SAVED	BLOCKED	MISSED	G.POSTS	GOALS	ASSISTS
		ARRETS	CONTRES	RATES	POTEAUX	BUTS	ASSIST.
AUT							
SHOT ATTEMPTS/LANCERS	48	16	3	4	4	21	3
ATTACKS/ATTAQUES	58					18	
FAST BREAKS/CONTRE-ATTAQUES	4					2	
PENALTY 7-M	2	1		0	0	1	
FREE THROWS/JETS FRANCS	32						
TURN-OVER/PERTES DE BALLE	16						
WARNINGS/AVERTISSEMENTS	1						
SUSPENSIONS 2 MIN.	2						
DISQUALIFICATIONS	0						
EXPULSIONS	0						
PENALTY MINUTES	4						
GOALS/BUTS	21						
USA							
SHOT ATTEMPTS/LANCERS	45	14	2	2	2	25	3
ATTACKS/ATTAQUES	58					17	
FAST BREAKS/CONTRE-ATTAQUES	4					2	
PENALTY 7-M	7	1		0	0	6	
FREE THROWS/JETS FRANCS	27						
TURN-OVER/PERTES DE BALLE	17						
WARNINGS/AVERTISSEMENTS	2						
SUSPENSIONS 2 MIN.	4						
DISQUALIFICATIONS	0						
EXPULSIONS	0						
PENALTY MINUTES	8						
GOALS/BUTS	25						

Women/Championship Pool Results Match 14/Aug. 09

Femmes/poule de championnat Resultats match 14/09 Aout

NO	NAME	GOALS BUTS	NO	NAME	GOALS BUTS
KOR 26-FRG 17 (9-10, 17-7)					
KOR			FRG		
3	Kim, Kyung-Soon	2	2	Blumauer, Elke	1
4	Lee, Soon-Ei	0	4	Becker, Maike	1
5	Jeong, Hyei-Soon	2	7	Schmitt, Silvia	1
7	Kim, Mi-Sook	0	8	Mroczynski, Roswitha	1
9	Han, Hwa-Soo	3	9	Erbs, Sabine	2
10	Kim, Ok-Hwa	0	10	Stelberg, Dagmar	8
11	Kim, Choon-Yei	0	11	Jonsson, Kerstin	2
12	Jeung, Soon-Bok	0	12	Huhn, Astrid	0
13	Yoon, Byung-Soon	16	13	Platen, Petra	1
14	Lee, Young-Ja	0	14	Sturm, Claudia	0
15	Sung, Kyung-Hwa	3	16	Koschella, Sabrina	0
16	Youn, Soo-Kyung	0	19	Putzke, Vanadis	0

REFEREES/ARBITRES LELONG FRA
TANCREZ FRA

Handball

Women/Championship Pool Statistics Match 14/Aug. 09

Femmes/poule de championnat Statistiques match 14/09 Aout

	TOTAL	SAVED	BLOCKED	MISSED	G.POSTS	GOALS	ASSISTS
		ARRETS	CONTRES	RATES	POTEAUX	BUTS	ASSIST.
KOR							
SHOT ATTEMPTS/LANCERS	53		11	1	6	26	5
ATTACKS/ATTAQUES	58					17	
FAST BREAKS/CONTRE-ATTAQUES	2					1	
PENALTY 7-M	10			0	0	8	
FREE THROWS/JETS FRANCS	28						
TURN-OVER/PERTES DE BALLE	17						
WARNINGS/AVERTISSEMENTS	2						
SUSPENSIONS 2 MIN.	1						
DISQUALIFICATIONS	0						
EXPULSIONS	0						
PENALTY MINUTES	2						
GOALS/BUTS	26						
FRG							
SHOT ATTEMPTS/LANCERS	43	17	2	4	3	17	7
ATTACKS/ATTAQUES	59					15	
FAST BREAKS/CONTRE-ATTAQUES	4					2	
PENALTY 7-M	2	1		0	1	0	
FREE THROWS/JETS FRANCS	27						
TURN-OVER/PERTES DE BALLE	18						
WARNINGS/AVERTISSEMENTS	1						
SUSPENSIONS 2 MIN.	0						
DISQUALIFICATIONS	0						
EXPULSIONS	0						
PENALTY MINUTES	0						
GOALS/BUTS	17						

Women/Championship Pool Results Match 15/Aug. 09

Femmes/poule de championnat Resultats match 15/09 Aout

NO	NAME	GOALS BUTS	NO	NAME	GOALS BUTS
YUG 31-CHN 25 (15-15, 16-10)					
YUG			CHN		
1	Ptujec, Jasna	0	1	Wu, Xingjiang	0
2	Ognjenovic, Mirjana	4	3	He, Jianping	0
4	Jankovic, Ljubinka	2	4	Zhu, Juefeng	5
5	Anastasovski, Svetlana	3	5	Zhang, Weihong	0
6	Dasic-Kitic, Svetlana	6	6	Gao, Xiumin	2
8	Cuderman, Alenka	0	7	Wang, Linwei	0
9	Mugosa, Svetlana	0	8	Liu, Liping	3
10	Djurica, Mirjana	3	11	Sun, Xiulan	5
11	Visnjic, Biserka	5	12	Liu, Yumei	0
12	Djukic, Slavica	0	13	Li, Lan	2
14	Kolar-Merdan, Jasna	7	14	Wang, Mingxing	5
15	Mugosa, Ljiljana	1	15	Chen, Zhen	3

REFEREES/ARBITRES KOPPE HOL
NUSSER HOL

Women/Championship Pool Statistics Match 15/Aug. 09

Femmes/poule de championnat Statistiques match 15/09 Aout

	TOTAL	SAVED	BLOCKED	MISSED	G.POSTS	GOALS	ASSISTS
		ARRETS	CONTRES	RATES	POTEAUX	BUTS	ASSIST.
YUG							
SHOT ATTEMPTS/LANCERS	54	14	2	1	8	31	12
ATTACKS/ATTAQUES	72					22	
FAST BREAKS/CONTRE-ATTAQUES	4					3	
PENALTY 7-M	6	0		0	0	6	
FREE THROWS/JETS FRANCS	18						
TURN-OVER/PERTES DE BALLE	20						
WARNINGS/AVERTISSEMENTS	2						
SUSPENSIONS 2 MIN.	5						
DISQUALIFICATIONS	0						
EXPULSIONS	0						
PENALTY MINUTES	10						
GOALS/BUTS	31						
CHN							
SHOT ATTEMPTS/LANCERS	52	14	7	3	3	25	9
ATTACKS/ATTAQUES	72					15	
FAST BREAKS/CONTRE-ATTAQUES	7					6	
PENALTY 7-M	6	1		1	0	4	
FREE THROWS/JETS FRANCS	41						
TURN-OVER/PERTES DE BALLE	23						
WARNINGS/AVERTISSEMENTS	1						
SUSPENSIONS 2 MIN.	3						
DISQUALIFICATIONS	0						
EXPULSIONS	0						
PENALTY MINUTES	6						
GOALS/BUTS	25						



Women/Championship Pool
Team Standing/Aug. 09

Femmes/poule de championnat
Classement des équipes/09 Aout

	COUNTRY PAYS	PLAYED JOUES	WON GAGNES	LOST PERDUS	TIED NULS	FOR POUR	AGAINST CONTRE	POINTS
1	YUG	5	5	0	0	143	102	10
2	KOR	5	3	1	1	125	119	7
3	CHN	5	2	2	1	112	115	5
4	FRG	5	2	3	0	91	100	4
4	USA	5	2	3	0	114	123	4
6	AUT	5	0	5	0	91	117	0

TOURNAMENT PROGRESS/DEROULEMENT DU TOURNOI

	YUG	CHN	KOR	FRG	AUT	USA
YUG	X	31-25	29-23	20-19	30-15	33-20
CHN	25-31	X	24-24	20-19	21-16	22-25
KOR	23-29	24-24	X	26-17	23-22	29-27
FRG	19-20	19-20	17-26	X	18-17	18-17
AUT	15-30	16-21	22-23	17-18	X	21-25
USA	20-33	25-22	27-29	17-18	25-21	X

Match Summary

Match Sommaire

Match	Attendance		
1	KOR 23	AUT 22	session: 3,305
2	YUG 20	FRG 19	session: 3,305
3	USA 25	CHN 22	session: 3,305
4	YUG 30	AUT 15	Session: 3,276
5	CHN 20	FRG 19	Session: 3,276
6	KOR 29	USA 27	Session: 3,276
7	FRG 18	AUT 17	Session: 3,287
8	CHN 24	KOR 24	Session: 3,287
9	YUG 33	USA 20	Session: 3,287
10	CHN 21	AUT 16	Session: 3,310
11	YUG 29	KOR 23	Session: 3,310
12	FRG 18	USA 17	Session: 3,310
13	USA 25	AUT 21	Session: 3,286
14	KOR 26	FRG 17	Session: 3,286
15	YUG 31	CHN 25	Session: 3,286

Women/Championship Pool
Scorer Standing/Aug. 09

Femmes/poule de championnat
Classement des équipes/09 Aout

RANK RANG	CTRY	NAME	GOALS TOTAL	BUTS 7-M	ASSISTS ASSIST.	MATCHES
1	YUG	KoLar-Merdan, Jasna	48	22	6	5
2	USA	stinger, Cynthia	39	20	7	5
3	KOR	Yoon, Byung-Soon	36	16	8	5
4	AUT	Gschiessl-Foltyn, Milena	34	5	3	5
5	USA	Jones, Leora Sam	32	0	9	5
6	FRG	Stelberg, Dagmar	23	0	0	5
7	YUG	Dasic-Kitic, Svetlana	22	0	11	5
	AUT	Zielewicz, Teresa	22	7	5	5
9	KOR	Kim, Ok-Hwa	21	4	6	5
10	CHN	Wang, Mixing	20	9	5	5
11	CHN	Chen, Zhen	19	0	4	5
12	YUG	Djurica, Mijana	18	9	5	5
13	KOR	Sung, Kyung-Hwa	17	1	9	5
14	AUT	Gebauer, Gabriele	16	0	2	5
15	FRG	Schmitt, Silvia	15	11	4	5
	YUG	Visnjic, Biserka	15	0	2	4
	KOR	Han, Hwa-Soo	15	0	2	5
18	CHN	Liu, Liping	14	0	1	5
19	USA	De La Riva,Sandra	13	0	0	5
	YUG	Anastasovski, Svetlana	13	0	0	5
21	CHN	Sun, Xiulan	12	3	2	5
22	CHN	Wang, Linwei	11	0	3	5
	USA	Winn, Sherry	11	0	3	5
	FRG	Jonsson, Kerstin	11	0	2	5
	CHN	He, Jianping	11	0	0	5
26	YUG	Ognjenovic, Mirjana	10	0	2	4
	KOR	Kim, Kyung-Soon	10	0	2	5
	CHN	Zhu, Juefeng	10	1	0	5
29	CHN	Li, Lan	9	3	4	5
	FRG	Sturm, Claudia	9	2	2	5
	FRG	Platen, Petra	9	0	2	5
32	KOR	Lee, Soon-Ei	8	0	1	5
	AUT	Neubauer, Martina	8	0	0	5
	FRG	Erbs, Sabine	8	1	0	5
35	KOR	Kim, Choon-Yei	7	2	1	5
	YUG	Jankovic, Ljubinka	7	0	0	5
37	FRG	Becker, Maike	6	0	2	5
	AUT	Sykora, Maria	6	1	2	5
	FRG	Kunze, Corinna	6	0	0	4
	USA	Lindsey, Carol	6	0	0	5
	KOR	Jeong, Hyo-Soon	6	0	0	5
42	KOR	Lee, Young-Ja	5	0	0	5
43	USA	Clanton, Reita	4	0	2	5
	AUT	Unger, Susanne	4	0	1	5
	YUG	Mugosa, Ljijana	4	0	0	4
	USA	Forest, Carmen	4	2	0	5
47	CHN	Gao, Xiumin	3	0	0	3
	CHN	Zhang, Weihong	3	0	0	5
49	FRG	Blumauer, Elke	2	0	1	3
	YUG	Mugosa, Svetlana	2	0	0	3
	USA	Contos, Theresa	2	0	0	3
	YUG	Ercic, Emilija	2	0	0	3
	FRG	Mroczynski, Roswitha	2	0	0	3
	YUG	Pavicevic, Zorica	2	0	0	4
	USA	Dwight, Mary Phyllis	2	0	0	5
56	AUT	Steinbauer, Silvia	1	0	1	5
	USA	Hale, Melinda	1	0	0	2
	AUT	Zehetner, Elisabeth	1	0	0	5
59	FRG	Putzke, Vanadis	0	0	1	5

Handball

Men/Preliminary Pool Group B Results Match 01/July 31

Hommes/poule preliminaire groupe b Resultats match 01/31 Juil

NO	NAME	GOALS BUTS	NO	NAME	GOALS BUTS
SWE 36-KOR 23 (16-11, 20-12)					
SWE			KOR		
3	Augustsson, Danny	5	10	Choi, Tai-Sub	7
4	Bengtsson, Goran	2	4	Kang, Duck-Soo	0
6	Carlen, Per	9	13	Kang, Jae-Won	6
8	Ebbinge, Lennarth	5	3	Kang, Tae-Koo	2
15	Hansson, Lars-Erik	2	6	Ko, Suk-Chang	2
1	Hellgren, Claes	0	7	Lee, Kwang-Nam	0
9	Jilsen, Bjorn	6	14	Lee, Sang-Hyo	4
7	Jilsen, Par	0	16	Lim, Kyu-Ha	0
10	Lindau, Mats	3	2	Lim, Young-Chul	1
5	Magnusson, Christer	2	11	Park, Byung-Hong	0
13	Olofsson, Peter	2	5	Park, Young-Dae	1
16	Olsson, Mats	0	1	Shim, Jung-Man	0

REFEREES/ARBITRES VALCIC YUG
MITROVIC YUG

Men/Preliminary Pool Group B Statistics Match 01/July 31

Hommes/poule preliminaire groupe b Statistiques match 01/31 Juil

TOTAL	SAVED	BLOCKED	MISSED	G.POSTS	GOALS	ASSISTS
ARRETS	CONTRES	RATES	POTEAUX	GUTS	ASSIST.	
SWE						
SHOT ATTEMPTS/LANCERS	51	10	2	2	1	36 13
ATTACKS/ATTAQUES	67					23
FAST BREAKS/CONTRE-ATTAQUES	12					8
PENALTY 7-M	3	0		0	0	3
FREE THROWS/JETS FRANCS	26					
TURN-OVER/PERTES DE BALLE	16					
WARNINGS/AVERTISSEMENTS	2					
SUSPENSIONS 2 MIN.	2					
DISQUALIFICATIONS	0					
EXPULSIONS	0					
PENALTY MINUTES	4					
GOALS/BUTS	36					

TOTAL	SAVED	BLOCKED	MISSED	G.POSTS	GOALS	ASSISTS
ARRETS	CONTRES	RATES	POTEAUX	GUTS	ASSIST.	
KOR						
SHOT ATTEMPTS/LANCERS	67	25	11	4	4	23 2
ATTACKS/ATTAQUES	66					17
FAST BREAKS/CONTRE-ATTAQUES	5					3
PENALTY 7-M	3	0		0	0	3
FREE THROWS/JETS FRANCS	29					
TURN-OVER/PERTES DE BALLE	17					
WARNINGS/AVERTISSEMENTS	2					
SUSPENSIONS 2 MIN.	0					
DISQUALIFICATIONS	0					
EXPULSIONS	0					
PENALTY MINUTES	0					
GOALS/BUTS	23					

Men/Preliminary Pool Group B Results Match 02/July 31

Hommes/poule preliminaire groupe b Resultats match 02/31 Juil

NO	NAME	GOALS BUTS	NO	NAME	GOALS BUTS
DEN 21-ESP 16 (6-8, 15-8)					
DEN			ESP		
7	Christensen, Morten Stig	2	6	Alonso, Cecilio	2
3	Dahl-Nielsen, Anders	2	5	De La Puente, Juan	0
11	Fenger, Peter Michael	0	16	De Miguel, Juan P.	0
10	Gluver, Joergen	1	14	Lopez, Rafael	0
9	Hattesen, Hans Henrik	3	9	Milian, Agustin	1
6	Jensen, Klaus Sletting	4	3	Munoz, Juan F.	0
1	Jeppesen, Mogens	0	7	Novoa, Juan I.	1
5	Nielsen, Keld	0	15	Puig, Jaime	4
4	Rasmussen, Erik Veje	6	12	Rico, Lorenzo	0
2	Roepstorff, Jens Erik	3	10	Ruiz, Julian	0
15	Skaarup, Per	0	11	Serrano, Eugenio	7
12	Soerensen, Poul	0	8	Uria, Juan Jose	1

REFEREES/ARBITRES ISCHER SUI
RYKART SUI

Men/Preliminary Pool Group B Statistics Match 02/July 31

Hommes/poule preliminaire groupe b Statistiques match 02/31 Juil

TOTAL	SAVED	BLOCKED	MISSED	G.POSTS	GOALS	ASSISTS
ARRETS	CONTRES	RATES	POTEAUX	GUTS	ASSIST.	
DEN						
SHOT ATTEMPTS/LANCERS	51	10	2	2	1	36 13
ATTACKS/ATTAQUES	67					23
FAST BREAKS/CONTRE-ATTAQUES	12					8
PENALTY 7-M	3	0		0	0	3
FREE THROWS/JETS FRANCS	26					
TURN-OVER/PERTES DE BALLE	16					
WARNINGS/AVERTISSEMENTS	2					
SUSPENSIONS 2 MIN.	2					
DISQUALIFICATIONS	0					
EXPULSIONS	0					
PENALTY MINUTES	4					
GOALS/BUTS	36					

REFEREES/ARBITRES ISCHER SUI
RYKART SUI

Handball

Men/Preliminary Pool Group B Statistics Match 02/July 31

Hommes/poule preliminaire groupe b Statistiques match 02/31 Juil

TOTAL	SAVED	BLOCKED	MISSED	G.POSTS	GOALS	ASSISTS
ARRETS	CONTRES	RATES	POTEAUX	GUTS	ASSIST.	
DEN						
SHOT ATTEMPTS/LANCERS	39	9	3	3	2	21 1
ATTACKS/ATTAQUES	44					
FAST BREAKS/CONTRE-ATTAQUES	0					
PENALTY 7-M	3	0		0	0	3
FREE THROWS/JETS FRANCS	43					
TURN-OVER/PERTES DE BALLE	10					
WARNINGS/AVERTISSEMENTS	3					
SUSPENSIONS 2 MIN.	3					
DISQUALIFICATIONS	0					
EXPULSIONS	0					
PENALTY MINUTES	6					
GOALS/BUTS	21					

TOTAL	SAVED	BLOCKED	MISSED	G.POSTS	GOALS	ASSISTS
ARRETS	CONTRES	RATES	POTEAUX	GUTS	ASSIST.	
ESP						
SHOT ATTEMPTS/LANCERS	44	15	5	6	2	16 3
ATTACKS/ATTAQUES	44					
FAST BREAKS/CONTRE-ATTAQUES	0					
PENALTY 7-M	3	0		1	0	2
FREE THROWS/JETS FRANCS	37					
TURN-OVER/PERTES DE BALLE	8					
WARNINGS/AVERTISSEMENTS	2					
SUSPENSIONS 2 MIN.	3					
DISQUALIFICATIONS	0					
EXPULSIONS	0					
PENALTY MINUTES	6					
GOALS/BUTS	18					

Men/Preliminary Pool Group A Results Match 03/July 31

Hommes/poule preliminaire groupe a Resultats match 03/31 Juil

NO	NAME	GOALS BUTS	NO	NAME	GOALS BUTS
YUG 22-ISL 22 (8-12, 14-10)					
YUG			ISL		
1	Arnautovic, Zlatan	0	3	Adalsteinsson, Thorbergur	0
12	Basic, Mirko	0	10	Arason, Kristjan	2
5	Elezovic, Jovan	0	7	Birgisson, J. Steinar	0
15	Isakovic, Mile	10	12	Einarsson, Jens	0
8	Jurina, Pavo	1	14	Gislason, Alfred	2
11	Kuzmanovski, Slobodan	0	4	Gudmundsson, Bjarni	1
13	Mladenovic, Dragan	0	6	Gunnarsson, Sigurdur	8
14	Radjenovic, Zdravko	1	8	Hilmarsson, Atli	3
2	Rnic, Momir	1	11	Jensson, Thorbjorn	4
9	Vujovic, Veselin	9	2	Mathiesen, Thorgils	1
3	Vukovic, Veselin	0	5	Sigurdsson, Jakob	1
6	Zovko, Zdravko	0	1	Thorvardarson, Einar	0

REFEREES/ARBITRES BUCHDA GDR
RAUCHEFUSS GDR

Men/Preliminary Pool Group A Statistics Match 03/July 31

Hommes/poule preliminaire groupe a Statistiques match 03/31 Juil

TOTAL	SAVED	BLOCKED	MISSED	G.POSTS	GOALS	ASSISTS
ARRETS	CONTRES	RATES	POTEAUX	GUTS	ASSIST.	
YUG						
SHOT ATTEMPTS/LANCERS	44	8	6	3	5	22 2
ATTACKS/ATTAQUES	28					13
FAST BREAKS/CONTRE-ATTAQUES	3					2
PENALTY 7-M	9	2		0	0	7
FREE THROWS/JETS FRANCS	38					
TURN-OVER/PERTES DE BALLE	14					
WARNINGS/AVERTISSEMENTS	3					
SUSPENSIONS 2 MIN.	6					
DISQUALIFICATIONS	0					
EXPULSIONS	0					
PENALTY MINUTES	12					
GOALS/BUTS	22					

TOTAL	SAVED	BLOCKED	MISSED	G.POSTS	GOALS	ASSISTS
ARRETS	CONTRES	RATES	POTEAUX	GUTS	ASSIST.	
ISL						
SHOT ATTEMPTS/LANCERS	51	12	14	1	2	22 7
ATTACKS/ATTAQUES	27					20
FAST BREAKS/CONTRE-ATTAQUES	1					1
PENALTY 7-M	3	2		0	0	1
FREE THROWS/JETS FRANCS	34					
TURN-OVER/PERTES DE BALLE	12					
WARNINGS/AVERTISSEMENTS	2					
SUSPENSIONS 2 MIN.	8					
DISQUALIFICATIONS	1					
EXPULSIONS	0					
PENALTY MINUTES	16					
GOALS/BUTS	22					



Men/Preliminary Pool Group A
Results Match 04/July 31

Hommes/poule preliminaire groupe a
Resultats match 04/31 Juil

NO	NAME	GOALS BUTS	NO	NAME	GOALS BUTS
SUI 20-JPN 13 (7-6, 13-7)					
SUI			JPN		
1	Ott, Martin	0	1	Ohata, Takahiro	0
2	Glaser, Martin	0	2	Yamamoto, Shinji	2
3	Baetschmann, Juergen	2	3	Gamo, Seimei	3
4	Weber, Peter	1	4	Nakamoto, Mitsuaki	1
5	Schaer, Max	4	6	Ikoma, Yasuo	0
6	Karrer, Heinz	1	7	Ikenoue, Takashi	1
7	Rubin, Martin	0	10	Shiga, Yoshihiro	0
10	Barth, Rene	0	11	Matsui, Koji	2
11	Platzer, Norwin	6	12	Ito, Hidetada	0
13	Mall, Uwe	2	13	Nishiyama, Kiyoshi	3
14	Jehle, Peter	4	14	Takamura, Seiichi	1
16	Braun, Markus	0	15	Taguchi, Katsutoshi	0
REFEREE/ARBITRES NILSSON SWE WESTER SWE					

Men/Preliminary Pool Group A
Statistics Match 04/July 31

Hommes/poule preliminaire groupe a
Statistiques match 04/31 Juil

	TOTAL ARRETS	SAVED CONTRES	BLOCKED RATES	MISSED POTEAUX	G.POSTS BUTS	GOALS BUTS	ASSISTS ASSIST.
SUI							
SHOT ATTEMPTS / LANCERS	36	13	1	1	1	20	3
ATTACKS / ATTAQUES	39					14	
FAST BREAKS / CONTRE-ATTAQUES	4					3	
PENALTY 7-M	4	1		0	0	3	
FREE THROWS/JETS FRANCS	42						
TURN-OVER / PERTES DE BALLE	13						
WARNINGS / AVERTISSEMENTS	3						
SUSPENSIONS 2 MIN.	4						
DISQUALIFICATIONS	0						
EXPULSIONS	0						
PENALTY MINUTES	8						
GOALS / BUTS	20						
JPN							
SHOT ATTEMPTS / LANCERS	27	7	2	4	1	13	0
ATTACKS / ATTAQUES	37					10	
FAST BREAKS / CONTRE-ATTAQUES	1					1	
PENALTY 7-M	3	1		0	0	2	
FREE THROWS/JETS FRANCS	48						
TURN-OVER / PERTES DE BALLE	15						
WARNINGS / AVERTISSEMENTS	1						
SUSPENSIONS 2 MIN.	7						
DISQUALIFICATIONS	1						
EXPULSIONS	0						
PENALTY MINUTES	14						
GOALS / BUTS	13						

Men/Preliminary Pool Group A
Results Match 05/July 31

Hommes/poule preliminaire groupe a
Resultats match 05/31 Juil

NO	NAME	GOALS BUTS	NO	NAME	GOALS BUTS
ROM 25-ALG 16 (11-7, 14-9)					
ROM			ALG		
1	Munteanu, Nicolae	0	1	Maoudj, Kamel	0
2	Dumitru, Marian	4	2	Boudrali, Brahim	1
3	Boros, Iosif	1	4	Ledra, Hocine	0
5	Stinga, Vasile	10	5	Azeb, Omar	0
7	Covaciu, Gheorghe	2	6	Doballah, Mustapha	1
8	Durau, Cornel	1	8	Mekhnache, Mouloud	3
9	Berbec, Dumitru	2	9	Ouhib, Azzedine	3
10	Folker, Alexandru	0	10	Bendjemil, Abdelkrim	6
11	Vasilca, Neculai	0	12	Ouchia, Kamel	0
12	Buligan, Alexandru	0	13	Benmaghsoula, Abdesselam	1
13	Oprea, Vasile	5	14	Mohamed Seghir, Zine Eddi	0
15	Bedivan, Mircea	0	15	Draouci, Alousofiane	1
REFEREES / ARBITRES BUEHNING USA INASCZYSZYN USA					

Men/Preliminary Pool Group A
Statistics Match 05/July 31

Hommes/poule preliminaire groupe a
Statistiques match 05/31 Juil

	TOTAL ARRETS	SAVED CONTRES	BLOCKED RATES	MISSED POTEAUX	G.POSTS BUTS	GOALS BUTS	ASSISTS ASSIST.
ROM							
SHOT ATTEMPTS/LANCERS	44	7	5	4	3	25	0
ATTACKS / ATTAQUES	45					19	
FAST BREAKS / CONTRE-ATTAQUES	1					1	
PENALTY 7-M	9	0		0	0	6	
FREE THROWS/JETS FRANCS	34						
TURN-OVER / PERTES DE BALLE	7						
WARNINGS / AVERTISSEMENTS	3						
SUSPENSIONS 2 MIN.	5						
DISQUALIFICATIONS	0						
EXPULSIONS	0						
PENALTY MINUTES	10						
GOALS/BUTS	25						
ALG							
SHOT ATTEMPTS/LANCERS	29	8	5	0	0	16	1
ATTACKS / ATTAQUES	42					13	
FAST BREAKS / CONTRE-ATTAQUES	0						
PENALTY 7-M	3	0		0	0	3	
FREE THROWS/JETS FRANCS	40						
TURN-OVER / PERTES DE BALLE	13						
WARNINGS / AVERTISSEMENTS	2						
SUSPENSIONS 2 MIN.	3						
DISQUALIFICATIONS	0						
EXPULSIONS	0						
PENALTY MINUTES	6						
GOALS/BUTS	16						

Men/Preliminary Pool Group B
Results Match 06/July 31

Hommes/poule preliminaire groupe b
Resultats match 06/31 Juil

NO	NAME	GOALS BUTS	NO	NAME	GOALS BUTS
FRG 21-USA 19 (12-8, 9-11)					
FRG			USA		
1	Thiel, Andreas	0	2	Story Joe B.	4
2	Meffle, Arnulf	3	5	Dykstra, Tim Joseph	0
3	Neitzel, Rudiger	6	6	Mc Vein, Joseph Dean	1
4	Schwalb, Martin	1	7	Lenard, Michael B.	0
5	Rauin, Dirk	2	8	Goss, Steven James	2
7	Roth, Michael	1	9	Buehning, James Johann	2
8	Happe, Thomas	0	10	Djokvich, Robert Ray	3
9	Wunderlich, Erhard	1	11	Lash, Peter Waller	5
10	Springel, Thomas	3	12	Oshita, Rod K.	0
12	Woller, Klaus	0	14	Schneeberger, Thomas R.	2
13	Fraatz, Jochen	2	15	Kirk, Stephen C.	0
18	Roth, Ulrich	2	16	Kessler, William Michael	0
REFEREE / ARBITRES ANTHONSEN NOR BOLSTAD NOR					

Man/Preliminary Pool Group B
Statistics Match 06/July 31

Hommes/poule preliminaire groupe b
Statistiques match 06/31 Juil

	TOTAL ARRETS	SAVED CONTRES	BLOCKED RATES	MISSED POTEAUX	G.POSTS BUTS	GOALS BUTS	ASSISTS ASSIST.
FRG							
SHOT ATTEMPTS/LANCERS	34	7	2	3	1	21	6
ATTACKS / ATTAQUES	43						
FAST BREAKS / CONTRE-ATTAQUES	0						
PENALTY 7-M	2	0		0	1	1	
FREE THROWS/JETS FRANCS	44						
TURN-OVER / PERTES DE BALLE	7						
WARNINGS / AVERTISSEMENTS	1						
SUSPENSIONS 2 MIN.	6						
DISQUALIFICATIONS	2						
EXPULSIONS	0						
PENALTY MINUTES	14						
GOALS/BUTS	21						
USA							
SHOT ATTEMPTS/LANCERS	32	9	0	2	2	19	3
ATTACKS / ATTAQUES	44						
FAST BREAKS / CONTRE-ATTAQUES	1					1	
PENALTY 7-M	4	0		0	0	4	
FREE THROWS/JETS FRANCS	37						
TURN-OVER / PERTES DE BALLE	11						
WARNINGS / AVERTISSEMENTS	2						
SUSPENSIONS 2 MIN.	6						
DISQUALIFICATIONS	0						
EXPULSIONS	0						
PENALTY MINUTES	10						
GOALS / BUTS	19						

Handball

Men/Preliminary Pool Group B Results Match 07/Aug. 02

Hommes/poule preliminaire groupe b Resultats match 07/02 Aout

NO	NAME	GOALS BUTS	NO	NAME	GOALS BUTS
DEN 31-KOR 28 (17-14, 14-14)					
DEN			KOR		
1	Jeppesen, Mogens	0	2	Lim,Young-Chul	2
2	Roepstorff, Jens Erik	0	3	Kang, Tae-Koo	7
3	Dahl-Nielsen, Anders	2	4	Kang, Duck-Soo	0
4	Rasmussen, Erik Veje	4	5	Park, Young-Dae	0
6	Jensen, Klaus Sletting	4	6	Ko, Suk-Chang	0
7	Christensen, Morten Stig	5	8	Hwang, Yo-Na	0
8	Haurum, Carsten	3	10	Choi, Tai-Sub	2
9	Hattesen, Hans Henrik	5	11	Park, Byung-Hong	1
10	Gluver, Joergen	3	12	An, Jin-Soo	0
12	Soerensen, Poul	0	13	Kang, Jae-Won	9
13	Stroem, Michael	3	14	Lee, Sang-Hyo	7
15	Skaarup, Per	2	16	Lim, Kyu-Ha	0

REFEREES/ARBITRES ANTHONSEN NOR
BOLSTAD NOR

Men/Preliminary Pool Group B Statistics Match 07/Aug. 02

Hommes/poule preliminaire groupe b Statistiques match 07/02 Aout

	TOTAL	SAVED	BLOCKED	MISSED	G.POSTS	GOALS	ASSISTS
	ARRETS	CONTRES	RATES	POTEAUX	BUTS	ASSIST.	
DEN							
SHOT ATTEMPTS/LANCERS	47	11	1	2	2	31	8
ATTACKS/ATTAQUES	58					28	
FAST BREAKS/CONTRE-ATTAQUES	1					1	
PENALTY 7-M	3	0			1	2	
FREE THROWS/JETS FRANCS	25						
TURN-OVER/PERTES DE BALLE	19						
WARNINGS/AVERTISSEMENTS	2						
SUSPENSIONS 2 MIN.	7						
DISQUALIFICATIONS	0						
EXPULSIONS	0						
PENALTY MINUTES	14						
GOALS/BUTS	31						
KOR							
SHOT ATTEMPTS/LANCERS	56	12	9	2	5	28	0
ATTACKS/ATTAQUES	59					15	
FAST BREAKS/CONTRE-ATTAQUES	8					6	
PENALTY 7-M	8	0			1	7	
FREE THROWS/JETS FRANCS	14						
TURN-OVER/PERTES DE BALLE	18						
WARNINGS/AVERTISSEMENTS	2						
SUSPENSIONS 2 MIN.	4						
DISQUALIFICATIONS	0						
EXPULSIONS	0						
PENALTY MINUTES	8						
GOALS/BUTS	28						

Men/Preliminary Pool Group B Results Match 08/Aug. 02

Hommes/poule preliminaire groupe b Resultats match 08/02 Aout

NO	NAME	GOALS BUTS	NO	NAME	GOALS BUTS
FRG 18-ESP 16 (7-9, 11-7)					
FRG			ESP		
1	Thiel, Andreas	0	2	Cabanas, Juan Javier	2
2	Meffle,Arnulf	4	3	Munoz, Juan F.	2
3	Neitzel, Rudiger	1	5	De La Puente, Juan	1
4	Schwalb, Martin	2	6	Alonso, Cecilio	5
5	Rauin,Dirk	0	7	Novoa, Juan I.	2
6	Paul, Michael	1	8	Uriá, Juan Jose	1
8	Happe,Thomas	0	10	Ruiz, Julian	1
9	Wunderlich, Erhard	2	11	Serrano, Eugenio	0
10	Springel, Thomas	1	12	Rico, Lorenzo	0
12	Woller, Klaus	0	14	Lopez, Rafael	0
13	Fraatz, Jochen	3	15	Puig, Jaime	2
18	Roth, Ulrich	4	16	Da Miguel, Juan P.	0

REFEREES/ARBITRES VALCIC YUG
MITROVIC YUG

Handball

Men/Preliminary Pool Group B Statistics Match 08/Aug. 02

Hommes/poule preliminaire groupe b Statistiques match 08/02 Aout

	TOTAL	SAVED	BLOCKED	MISSED	G.POSTS	GOALS	ASSISTS
	ARRETS	CONTRES	RATES	POTEAUX	BUTS	ASSIST.	
FRG							
SHOT ATTEMPTS/LANCERS	33	9	4	1	1	18	8
ATTACKS/ATTAQUES	33						
FAST BREAKS/CONTRE-ATTAQUES	4					3	
PENALTY 7-M	1	0			0	1	
FREE THROWS/JETS FRANCS	36						
TURN-OVER/PERTES DE BALLE	6						
WARNINGS/AVERTISSEMENTS	2						
SUSPENSIONS 2 MIN.	3						
DISQUALIFICATIONS	0						
EXPULSIONS	1						
PENALTY MINUTES	6						
GOALS/BUTS	18						
ESP							
SHOT ATTEMPTS/LANCERS	37	14	4	0	3	16	5
ATTACKS/ATTAQUES	33						
FAST BREAKS/CONTRE-ATTAQUES	1					1	
PENALTY 7-M	6	5			0	1	
FREE THROW/JETS FRANCS	39						
TURN-OVER/PERTES DE BALLE	5						
WARNINGS/AVERTISSEMENTS	2						
SUSPENSIONS 2 MIN.	4						
DISQUALIFICATIONS	2						
EXPULSIONS	1						
PENALTY MINUTES	8						
GOALS/BUTS	16						

Men/Preliminary Pool Group B Results Match 09/Aug. 02

Hommes/poule preliminaire groupe b Resultats match 09/02 Aout

NO	NAME	GOALS BUTS	NO	NAME	GOALS BUTS
SWE 21-USA 18 (10-6, 11-12)					
SWE			USA		
1	Hellgren, Claes	0	2	Story,Joe B.	2
3	Augustsson, Danny	2	6	Mc Vein, Joseph Dean	1
4	Bengtsson, Goran	2	7	Lenard, Michael B.	0
5	Magnusson, Christer	0	8	Goss, Steven James	2
6	Carlen, Per	2	9	Buehning, James Johann	0
7	Jilsen, Par	0	10	Djokovich, Robert Ray	2
8	Ebbinge, Lennarth	1	11	Lash, Peter Waller	9
9	Jilsen,Bjorn	8	12	Oshita, Rod K.	0
10	Lindau, Mats	0	13	Morava, Gregory E.	0
11	Sjogren, Sten	3	14	Schneeberger, Thomas R.	2
12	Hertzberg, Rolf	0	15	Kirk, Stephen C.	0
13	Olofsson, Peter	3	16	Kessler, William Michael	0

REFEREES/ARBITRES KOPPE HOL
NUSSEER HOL

Men/Preliminary Pool Group B Statistics Match 09/Aug. 02

Hommes/poule preliminaire groupe b Statistiques match 09/02 Aout

	TOTAL	SAVED	BLOCKED	MISSED	G.POSTS	GOALS	ASSISTS
	ARRETS	CONTRES	RATES	POTEAUX	BUTS	ASSIST.	
SWE							
SHOT ATTEMPTS/LANCERS	40	13	3	2	1	21	4
ATTACKS/ATTAQUES	51					14	
FAST BREAKS/CONTRE-ATTAQUES	4					4	
PENALTY 7-M	3	0			0	3	
FREE THROWS/JETS FRANCS	42						
TURN-OVER/PERTES DE BALLE	9						
WARNINGS/AVERTISSEMENTS	2						
SUSPENSIONS 2 MIN.	3						
DISQUALIFICATIONS	0						
EXPULSIONS	0						
PENALTY MINUTES	6						
GOALS/BUTS	21						
USA							
SHOT ATTEMPTS/LANCERS	38	12	4	2	2	18	4
ATTACKS/ATTAQUES	51					11	
FAST BREAKS/CONTRE-ATTAQUES	6					3	
PENALTY 7-M	5	1			0	4	
FREE THROWS/JETS FRANCS	32						
TURN-OVER/PERTES DE BALLE	14						
WARNINGS/AVERTISSEMENTS	4						
SUSPENSIONS 2 MIN.	2						
DISQUALIFICATIONS	0						
EXPULSIONS	0						
PENALTY MINUTES	4						
GOALS/BUTS	18						



Men / Preliminary Pool Group A
Results Match 10 / Aug. 02

Hommes / poule préliminaire groupe a
Resultats match 10 / 02 Aout

NO	NAME	GOALS BUTS	NO	NAME	GOALS BUTS
YUG 32-JPN 15 (14-8, 18-7)					
YUG			JPN		
1	Arnautovic, Zlatan	0	1	Ohata, Takahiro	0
3	Vukovic, Veselin	7	2	Yamamoto, Shinji	4
4	Kalina, Milan	6	3	Gamo, Seimei	2
5	Elezovic, Jovan	2	4	Nakamoto, Mitsuaki	0
6	Zovko, Zdravko	2	5	Seki, Kenzo	1
7	Strbac, Branko	1	6	Ikoma, Yasuo	1
8	Jurina, Pavo	1	7	Ikenoue, Takashi	3
9	Vujovic, Veselin	5	11	Matsui, Koji	1
11	Kuzmanovski, Slobodan	1	12	Ito, Hidetada	0
12	Basic, Mirko	0	13	Nishiyama, Kiyoshi	0
14	Radjenovic, Zdravko	1	14	Takamura, Seiichi	2
15	Isakovic, Mile	6	15	Taguchi, Katsutoshi	1
REFEREES/ARBITRES BUEHNING USA IWASCYSZYN USA					

Men / Preliminary Pool Group A
Statistics Match 10 / Aug. 02

Hommes / poule préliminaire groupe a
Statistiques match 10 / 02 Aout

	TOTAL ARRETS	SAVED CONTRES	BLOCKED RATES	MISSED POTEAUX	G. POSTS BUTS	GOALS ASSIST.
YUG						
SHOT ATTEMPTS/LANCERS	48	11	1	2	2	32 15
ATTACKS/ATTAQUES	60					22
FAST BREAKS/CONTRE-ATTAQUES	7					7
PENALTY 7-M	4	1		0	0	3
FREE THROWS/JETS FRANCS	27					
TURN-OVER/PERTES DE BALLE	6					
WARNINGS/AVERTISSEMENTS	3					
SUSPENSIONS 2 MIN.	3					
DISQUALIFICATIONS	0					
EXPULSIONS	0					
PENALTY MINUTES	6					
GOALS/BUTS	32					
JPN						
SHOT ATTEMPTS/LANCERS	39	13	6	3	2	15 2
ATTACKS/ATTAQUES	60					9
FAST BREAKS/CONTRE-ATTAQUES	2					2
PENALTY 7-M	5	0		1	0	4
FREE THROWS/JETS FRANCS	34					
TURN-OVER/PERTES DE BALLE	20					
WARNINGS/AVERTISSEMENTS	2					
SUSPENSIONS 2 MIN.	4					
DISQUALIFICATIONS	0					
EXPULSIONS	0					
PENALTY MINUTES	8					
GOALS/BUTS	15					

Men / Preliminary Pool Group A
Results Match 11 / Aug. 02

Hommes / poule préliminaire groupe a
Resultats match 11 / 02 Aout

NO	NAME	GOALS BUTS	NO	NAME	GOALS BUTS
ROM 26-ISL 17 (16-11, 10-6)					
ROM			ISL		
1	Munteanu, Nicolae	0	1	Thorvardarson, Einar	0
2	Dumitru, Marian	7	2	Mathiesen, Thorgils	0
3	Boros, Iosif	3	3	Adalsteinsson, Thorbergur	0
4	Voinea, Maricel	4	4	Gudmundsson, Bjami	0
5	Stinga, Vasile	4	6	Gunnarsson, Sigurdur	6
7	Covaciu, Gheorghe	0	8	Hilmarrsson, Atli	5
8	Durau, Cornel	6	9	Gudmundsson, Gudmundur	2
10	Folker, Alexandru	0	10	Arason, Kristjan	0
11	Vasilica, Neculai	1	11	Jensson, Thorbjorn	2
12	Buligan, Alexandru	0	13	Sveinsson, Sigurdur	0
13	Oprea, Vasile	0	14	Gislason, Alfred	2
15	Bedivan, Mircea	1	16	Kvaran, Brynjar	0
REFEREES/ARBITRES HEUCHERT FRG NOREK FRG					

Men / Preliminary Pool Group A
Statistics Match 11 / Aug. 02

Hommes / poule préliminaire groupe a
Statistiques match 11 / 02 Aout

	TOTAL ARRETS	SAVED CONTRES	BLOCKED RATES	MISSED POTEAUX	G. POSTS BUTS	GOALS ASSIST.
ROM						
SHOT ATTEMPTS/LANCERS	45	15	3	1	0	26
ATTACKS/ATTAQUES	45					19
FAST BREAKS/CONTRE-ATTAQUES	6					4
PENALTY 7-M	4	0		0	1	3
FREE THROWS/JETS FRANCS	31					
TURN-OVER/PERTES DE BALLE	6					
WARNINGS/AVERTISSEMENTS	3					
SUSPENSIONS 2 MIN.	6					
DISQUALIFICATIONS	0					
EXPULSIONS	0					
PENALTY MINUTES	12					
GOALS/BUTS	26					
ISL						
SHOT ATTEMPTS/LANCERS	38	15	2	2	2	17
ATTACKS/ATTAQUES	46					15
FAST BREAKS/CONTRE-ATTAQUES	3					1
PENALTY 7-M	2	1		0	0	1
FREE THROWS/JETS FRANCS	32					
TURN-OVER/PERTES DE BALLE	9					
WARNINGS/AVERTISSEMENTS	2					
SUSPENSIONS 2 MIN.	4					
DISQUALIFICATIONS	1					
EXPULSIONS	0					
PENALTY MINUTES	8					
GOALS/BUTS	17					

Men / Preliminary Pool Group A
Results Match 12 / Aug. 02

Hommes / poule préliminaire groupe a
Resultats match 12 / 02 Aout

NO	NAME	GOALS BUTS	NO	NAME	GOALS BUTS
SUI 19-ALG 18 (10-10, 9-8)					
SUI			ALG		
1	Ott, Martin	0	2	Boudrali, Brahim	0
3	Baetschmann, Juergen	4	4	Ledra, Hocine	0
4	Weber, Peter	1	5	Azeb, Omar	1
5	Schaer, Max	2	6	Doballah, Mustapha	3
6	Karrer, Heinz	3	7	Belhocine, Djaffar	1
9	Gassmann, Roland	0	8	Mekhnache, Mouloud	4
10	Barth, Rene	0	10	Bendjemil, Abdelkrim	4
11	Platzer, Norwin	4	12	Ouchia, Kamel	0
13	Mall, Uwe	2	13	Benmaghsoula, Abdesselam	0
14	Jehle, Peter	3	14	Mohamed Seghir, Zine Eddi	2
15	Delhees, Max	0	15	Draouci, Alousofiane	3
16	Braun, Markus	0	16	Boussebt, Mourad	0
REFEREES/ARBITRES LELONG FRA TANCREZ FRA					

Men / Preliminary Pool Group A
Statistics Match 12 / Aug. 02

Hommes / poule préliminaire groupe a
Statistiques match 12 / 02 Aout

	TOTAL ARRETS	SAVED CONTRES	BLOCKED RATES	MISSED POTEAUX	G. POSTS BUTS	GOALS ASSIST.
SUI						
SHOT ATTEMPTS/LANCERS	27	5	1	1	1	19 7
ATTACKS/ATTAQUES	39					15
FAST BREAKS/CONTRE-ATTAQUES	1					1
PENALTY 7-M	4	1		0	0	3
FREE THROWS/JETS FRANCS	43					
TURN-OVER/PERTES DE BALLE	13					
WARNINGS/AVERTISSEMENTS	2					
SUSPENSIONS 2 MIN.	6					
DISQUALIFICATIONS	0					
EXPULSIONS	0					
PENALTY MINUTES	12					
GOALS/BUTS	19					
ALG						
SHOT ATTEMPTS/LANCERS	27	5	2	1	1	18 5
ATTACKS/ATTAQUES	39					12
FAST BREAKS/CONTRE-ATTAQUES	0					0
PENALTY 7-M	6	0		0	0	6
FREE THROWS/JETS FRANCS	45					
TURN-OVER/PERTES DE BALLE	12					
WARNINGS/AVERTISSEMENTS	1					
SUSPENSIONS 2 MIN.	7					
DISQUALIFICATIONS	0					
EXPULSIONS	0					
PENALTY MINUTES	14					
GOALS/BUTS	18					

Handball

Men / Preliminary Pool Group A Results Match 13 / Aug. 04

Hommes / poule preliminaire groupe a Resultats match 13 / 04 Aout

NO	NAME	GOALS BUTS	NO	NAME	GOALS BUTS
ISL 21-JPN 17 (9-9, 12-8)					
ISL			JPN		
1	Thorvardarson, Einar	0	1	Ohata, Takahiro	0
2	Mathiesen, Thorgils	1	2	Yamamoto, Shinji	7
3	Adalsteinsson, Thorbergur	0	3	Gamo, Seimei	2
4	Gudmundsson, Bjarni	2	4	Nakamoto, Mitsuaki	0
5	Sigurdsson, Jakob	3	6	Ikoma, Yasuo	1
6	Gunnarsson, Sigurdur	2	7	Ikenoue, Takashi	3
8	Hilmarsson, Atli	2	10	Shiga, Yoshihiro	0
9	Gudmundsson, Gudmundur	2	11	Matsui, Koji	2
10	Arason, Krisjan	7	12	Ito, Hidetada	0
11	Jensson, Thorbjorn	1	13	Nishiyama, Kiyoshi	1
14	Gislason, Alfred	1	14	Takamura, Seiichi	1
16	Kvaran, Brynjar	0	15	Taguchi, Katsutoshi	0

REFEREES/ARBITRES LELONG FRA
TANCREZ FRA

Men/Preliminary Pool Group A Statistics Match 13/Aug. 04

Hommes/poule preliminaire groupe a Statistiques match 13/04 Aout

TOTAL SAVED BLOCKED MISSED G. POSTS GOALS ASSISTS ARRETS CONTRES RATES POTEAUX RUTS ASSIST.							
ISL							
SHOT ATTEMPTS/LANCERS	34	9	1	0	3	21	5
ATTACKS/ATTAQUES	44					13	
FAST BREAKS/CONTRE-ATTAQUES	4					4	
PENALTY 7-M	6	1	0	1	4		
FREE THROWS/JETS FRANCS	28						
TURN-OVER/PERTES DE BALLE	13						
WARNINGS/AVERTISSEMENTS	2						
SUSPENSIONS 2 MIN.	4						
DISQUALIFICATIONS	0						
EXPULSIONS	0						
PENALTY MINUTES	8						
GOALS/BUTS	21						
JPN							
SHOT ATTEMPTS/LANCERS	36	11	5	1	2	17	3
ATTACKS/ATTAQUES	43					10	
FAST BREAKS/CONTRE-ATTAQUES	2					2	
PENALTY 7-M	5	0	0	0	5		
FREE THROWS/JETS FRANCS	36						
TURN-OVER/PERTES DE BALLE	12						
WARNINGS/AVERTISSEMENTS	4						
SUSPENSIONS 2 MIN.	7						
DISQUALIFICATIONS	0						
EXPULSIONS	0						
PENALTY MINUTES	14						
GOALS/BUTS	17						

Men/Preliminary Pool Group B Results Match 14/Aug.04

Hommes/poule preliminaire groupe b Resultats match 14/04 Aout

NO	NAME	GOALS BUTS	NO	NAME	GOALS BUTS
FRG 18-SWE 17 (11-7, 7-10)					
FRG			SWE		
1	Thiel, Andreas	0	1	Hellgren, Claes	0
2	Meffle, Amulf	3	3	Augustsson, Danny	1
3	Neitzel, Rudiger	4	4	Bengtsson, Goran	0
4	Schwalb, Martin	1	5	Magnusson, Christer	1
5	Rauin, Dirk	0	6	Carlen, Per	0
6	Paul, Michael	1	7	Jilsen, Par	0
7	Roth, Michael	0	8	Ebbinge, Lennarth	0
8	Happe, Thomas	0	9	Jilsen, Bjorn	10
9	Wunderlich, Erhard	2	10	Lindau, Mats	0
12	Woller, Klaus	0	11	Sjogren, Sten	1
13	Fraatz, Jochen	4	12	Hertzberg, Rolf	0
18	Roth, Ulrich	3	13	Olofsson, Peter	4

REFEREES/ARBITRES MARIN ROM
SERBAN ROM

Handball

Men / Preliminary Pool Group B Statistics Match 14 / Aug. 04

Hommes / poule preliminaire groupe b Statistiques match 14/04 Aout

TOTAL SAVED BLOCKED MISSED G. POSTS GOALS ASSISTS ARRETS CONTRES RATES POTEAUX BUTS ASSIST.							
FRG							
SHOT ATTEMPTS/LANCERS	30	7	0	3	2	18	2
ATTACKS/ATTAQUES	45					12	
FAST BREAKS/CONTRE-ATTAQUES	6					5	
PENALTY 7-M	3	2	0	0	1		
FREE THROWS/JETS FRANCS	16						
TURN-OVER/PERTES DE BALLE	9						
WARNINGS/AVERTISSEMENTS	3						
SUSPENSIONS 2 MIN.	8						
DISQUALIFICATIONS	0						
EXPULSIONS	0						
PENALTY MINUTES	16						
GOALS/BUTS	18						
SWE							
SHOT ATTEMPTS/LANCERS	36	10	6	1	2	17	0
ATTACKS/ATTAQUES	44					10	
FAST BREAKS/CONTRE-ATTAQUES	2					1	
PENALTY 7-M	6	0	0	0	6		
FREE THROWS/JETS FRANCS	53						
TURN-OVER/PERTES DE BALLE	9						
WARNINGS/AVERTISSEMENTS	2						
SUSPENSIONS 2 MIN.	2						
DISQUALIFICATIONS	0						
EXPULSIONS	0						
PENALTY MINUTES	4						
GOALS/BUTS	17						

Men/Preliminary Pool Group A Results Match 15/Aug.04

Hommes/poule preliminaire groupe a Resultats match 15/04 Aout

NO	NAME	GOALS BUTS	NO	NAME	GOALS BUTS
YUG 25-ALG 10 (13-3, 12-7)					
YUG			ALG		
1	Arnavovic, Zlatan	0	1	Maoudj, Kamel	0
3	Vukovic, Veselin	4	2	Boudrali, Brahim	1
4	Kalina, Milan	5	4	Ledra, Hocine	0
5	Elezovic, Jovan	2	5	Azeb, Ornar	0
6	Zovko, Zdravko	1	6	Doballah, Mustapha	1
8	Jurina, Pavo	0	7	Belhocine, Djaffar	3
9	Vujovic, Veselin	6	8	Mekhnache, Mouloud	0
11	Kuzmanovski, Slobodan	0	9	Ouhib, Azzedine	0
12	Basic, Mirko	0	10	Bendjemil, Abdelkrim	3
13	Mladenovic, Dragan	0	11	Mokrani, Rachid	2
14	Radjenovic, Zdravko	2	12	Ouchia, Kamel	0
15	Isakovic, Mile	5	13	Benmaghsoula, Abdesselam	0

REFEREES/ARBITRES HEUCHERT FRG
NOREK FRG

Men/Preliminary Pool Group A Statistics Match 15/Aug.04

Hommes/poule preliminaire groupe a Statistiques match 15/04 Aout

TOTAL SAVED BLOCKED MISSED G. POSTS GOALS ASSISTS ARRETS CONTRES RATES POTEAUX BUTS ASSIST.							
YUG							
SHOT ATTEMPTS/LANCERS	32	2	1	3	1	25	3
ATTACKS/ATTAQUES	43					14	
FAST BREAKS/CONTRE-ATTAQUES	9					9	
PENALTY 7-M	2	0	0	0	2		
FREE THROWS/JETS FRANCS	31						
TURN-OVER/PERTES DE BALLE	8						
WARNINGS/AVERTISSEMENTS	4						
SUSPENSIONS 2 MIN.	6						
DISQUALIFICATIONS	0						
EXPULSIONS	0						
PENALTY MINUTES	12						
GOALS/BUTS	25						
ALG							
SHOT ATTEMPTS/LANCERS	25	5	2	6	2	10	0
ATTACKS/ATTAQUES	44					7	
FAST BREAKS/CONTRE-ATTAQUES	0					2	
PENALTY 7-M	2	1	0	0	1		
FREE THROWS/JETS FRANCS	58						
TURN-OVER/PERTES DE BALLE	15						
WARNINGS/AVERTISSEMENTS	2						
SUSPENSIONS 2 MIN.	3						
DISQUALIFICATIONS	0						
EXPULSIONS	0						
PENALTY MINUTES	6						
GOALS/BUTS	10						



Men / Preliminary Pool Group B
Results Match 16 / Aug. 04

Hommes / poule préliminaire groupe b
Results match 16 / 04 Aout

NO	NAME	GOALS BUTS	NO	NAME	GOALS BUTS
ESP 31-KOR 25 (12-11, 19-14)					
ESP			KOR		
2	Cabanas, Juan Javier	3	1	Shim, Jung-Man	0
3	Munoz, Juan F.	2	2	Lim, Young-Chul	3
6	Alonso, Cecilio	6	3	Kang, Tae-Koo	6
7	Novoa, Juan I.	2	4	Kang, Duck-Soo	0
8	Uria, Juan Jose	2	5	Park, Young-Dae	0
9	Milian, Agustin	0	6	Ko, Suk-Chang	5
10	Ruiz, Julian	6	9	Choi, Geun-Yeon	0
11	Serrano, Eugenio	2	10	Choi, Tai-Sub	1
12	Rico, Lorenzo	0	11	Park, Byung-Hong	5
14	Lopez, Rafael	1	13	Kang, Jae-Won	3
15	Puig, Jaime	7	14	Lee, Sang-Hyo	2
16	DeMiguel, Juan P.	0	16	Lim, Kyu-Ha	0

REFEREES/ARBITRES KOPPE HOL
NUSSEER HOL

Men / Preliminary Pool Group B
Statistics Match 16 / Aug. 04

Hommes / poule préliminaire groupe b
Statistiques match 16 / 04 Aout

TOTAL	SAVED	BLOCKED	MISSED	G.POSTS	GOALS	ASSISTS
ARRETS	CONTRES	RATES	POTEAUX	BUTS	ASSIST.	

SHOT ATTEMPTS/LANCERS	50	9	0	7	3	31	14
ATTACKS/ATTAQUES	62					28	
FAST BREAKS/CONTRE-ATTAQUES	1					1	
PENALTY 7-M	3	1		0	0	2	
FREE THROWS/JETS FRANCS	27						
TURN-OVER/PERTES DE BALLE	15						
WARNINGS/AVERTISSEMENTS	3						
SUSPENSIONS 2 MIN.	3						
DISQUALIFICATIONS	0						
EXPULSIONS	0						
PENALTY MINUTES	6						
GOALS/BUTS	31						

SHOT ATTEMPTS/LANCERS	50	14	7	3	1	25	5
ATTACKS/ATTAQUES	61					16	
FAST BREAKS/CONTRE-ATTAQUES	6					3	
PENALTY 7-M	9	2		1	0	6	
FREE THROWS/JETS FRANCS	29						
TURN-OVER/PERTES DE BALLE	15						
WARNINGS/AVERTISSEMENTS	3						
SUSPENSIONS 2 MIN.	2						
DISQUALIFICATIONS	0						
EXPULSIONS	0						
PENALTY MINUTES	4						
GOALS/BUTS	25						

Men / Preliminary Pool Group A
Results Match 17 / Aug. 04

Hommes / poule préliminaire groupe a
Results match 17 / 04 Aout

NO	NAME	GOALS BUTS	NO	NAME	GOALS BUTS
ROM 23-SUI 17 (13-9, 10-8)					
ROM			SUI		
1	Munteanu, Nicolae	0	1	Ott, Martin	0
2	Dumitru, Marian	1	3	Baetschmann, Juergen	0
3	Boros, Iosif	2	4	Weber, Peter	7
4	Voinea, Maricel	4	5	Schaer, Max	3
5	Stinga, Vasile	8	6	Kerrer, Heinz	1
6	Dogarescu, George	0	7	Rubin, Martin	0
8	Durau, Cornel	3	9	Gassmann, Roland	1
10	Folker, Alexandru	3	10	Berth, Rene	0
11	Vasilca, Neculai	0	11	Platzer, Norwin	3
12	Buligan, Alexandru	0	13	Mall, Uwe	2
13	Oprea, Vasile	1	15	Delhees, Max	0
15	Bedivan, Mircea	1	16	Braun, Markus	0

REFEREES/ARBITRES CHRISTENSEN DEN
WOHLK DEN

Men / Preliminary Pool Group A
Statistics Match 17 / Aug. 04

Hommes / poule préliminaire groupe a
Statistiques match 17 / 04 Aout

TOTAL	SAVED	BLOCKED	MISSED	G.POSTS	GOALS	ASSISTS
ARRETS	CONTRES	RATES	POTEAUX	BUTS	ASSIST.	

SHOT ATTEMPTS/LANCERS	35	4	3	1	4	23	6
ATTACKS/ATTAQUES	47					14	
FAST BREAKS/CONTRE-ATTAQUES	4					4	
PENALTY 7-M	5	0		0	0	5	
FREE THROWS/JETS FRANCS	21						
TURN-OVER/PERTES DE BALLE	17						
WARNINGS/AVERTISSEMENTS	2						
SUSPENSIONS 2 MIN.	4						
DISQUALIFICATIONS	0						
EXPULSIONS	0						
PENALTY MINUTES	8						
GOALS/BUTS	23						

SHOT ATTEMPTS/LANCERS	30	8	1	1	3	17	1
ATTACKS/ATTAQUES	48					15	
FAST BREAKS/CONTRE-ATTAQUES	2					2	
PENALTY 7-M	1	1		0	0	0	
FREE THROWS/JETS FRANCS	23						
TURN-OVER/PERTES DE BALLE	17						
WARNINGS/AVERTISSEMENTS	2						
SUSPENSIONS 2 MIN.	4						
DISQUALIFICATIONS	0						
EXPULSIONS	0						
PENALTY MINUTES	8						
GOALS/BUTS	17						

Men / Preliminary Pool Group B
Results Match 18 / Aug. 04

Hommes / poule préliminaire groupe b
Resultats match 18 / 04 Aout

NO	NAME	GOALS BUTS	NO	NAME	GOALS BUTS
DEN 19-USA 16 (8-7, 11-9)					
DEN			USA		
1	Jeppesen, Mogens	0	2	Story, Joe B.	2
2	Roeptstoff, Jens Erik	5	3	Gilbert, Craig Thompson	0
3	Dahl-Nielsen, Anders	0	6	Mc Vein, Joseph Dean	1
4	Rasmussen, Erik Vejje	2	8	Goss, Steven James	2
5	Nielsen, Keld	1	9	Buehning, James Johann	3
6	Jensen, Klaus Sletting	6	10	Djokovich, Robert Ray	2
7	Christensen, Morten Stig	1	11	Lash, Peter Waller	4
9	Hattesen, Hens Henrik	1	12	Oshita, Rod K.	0
10	Gluver, Joergen	0	13	Morava, Gregory E.	0
11	Fenger, Peter Michael	0	14	Schneeberger, Thomas R.	2
12	Soerensen, Poul	0	15	Kirk, Stephen C.	0
15	Skaarup, Per	3	16	Kessler, William Michael	0

REFEREES/ARBITRES SZENDRY HUN
SOMHEGY HUN

Men / Preliminary Pool Group B
Statistics Match 18 / Aug. 04

Hommes / poule préliminaire groupe b
Statistiques match 18 / 04 Aout

TOTAL	SAVED	BLOCKED	MISSED	G.POSTS	GOALS	ASSISTS
ARRETS	CONTRES	RATES	POTEAUX	BUTS	ASSIST.	

SHOT ATTEMPTS/LANCERS	43	8	10	5	1	19
ATTACKS/ATTAQUES	44					17
FAST BREAKS/CONTRE-ATTAQUES	0					0
PENALTY 7-M	2	0		0	0	2
FREE THROWS/JETS FRANCS	42					
TURN-OVER/PERTES DE BALLE	10					
WARNINGS/AVERTISSEMENTS	4					
SUSPENSIONS 2 MIN.	5					
DISQUALIFICATIONS	0					
EXPULSIONS	0					
PENALTY MINUTES	10					
GOALS/BUTS	19					

SHOT ATTEMPTS/LANCERS	28	5	2	3	2	16	0
ATTACKS/ATTAQUES	43					15	
FAST BREAKS/CONTRE-ATTAQUES	0					0	
PENALTY 7-M	2	0		0	1	1	
FREE THROWS/JETS FRANCS	34						
TURN-OVER/PERTES DE BALLE	11						
WARNINGS/AVERTISSEMENTS	2						
SUSPENSIONS 2 MIN.	6						
DISQUALIFICATIONS	0						
EXPULSIONS	0						
PENALTY MINUTES	12						
GOALS/BUTS	16						

Handball

Men/Preliminary Pool Group B Results Match 19/Aug.06				Hommes/poule preliminaire groupe b Resultats match 19/06 Aout			
NO	NAM	GOALS BUTS	NO NAME	GOALS BUTS			
FRG 37-KOR 25 (18-11, 19-14)							
FRG				KOR			
1	Thiel, Andreas	0	2	Lim, Young-Chul	2		
2	Meffle, Arnulf	4	3	Kang, Tae-Koo	7		
3	Neitzel, Rudiger	2	4	Kang, Duck-Soo	1		
4	Schwalb, Martin	3	5	Park, Young-Dae	0		
5	Rauin, Dirk	2	6	Ko, Suk-Chang	2		
6	Paul, Michael	6	7	Lee, Kwang-Nam	0		
9	Wunderlich, Erhard	5	10	Choi, Tai-Sub	1		
10	Springel, Thomas	1	11	Park, Byung-Hong	6		
13	Fraatz, Jochen	3	12	An, Jin-Soo	0		
14	Schwenker, Uwe	7	13	Kang, Jae-Won	4		
16	Roch, Siegfried	0	14	Lee, Sang-Hyo	2		
18	Roth, Ulrich	4	16	Lim, Kyu-Ha	0		
REFEREES/ARBITRES SZENDREY HUN SOMHEGY HUN							

Men/Preliminary Pool Group B Statistics Match 19/Aug.06				Hommes/poule preliminaire groupe b Statistiques match 19/06 Aout			
	TOTAL	SAVED	BLOCKED	MISSED	G.POSTS	GOALS	ASSISTS
	ARRETS	CONTRES	RATES	POTEAUX	BUTS	ASSIST.	
FRG							
SHOT ATTEMPTS/LANCERS	53	10	0	3	3	37	6
ATTACKS/ATTAQUES	63					23	
FAST BREAKS/CONTRE-ATTAQUES	8					7	
PENALTY 7-M	3	0		0	1	2	
FREE THROWS/JETS FRANCS	16						
TURN-OVER/PERTES DE BALLE	17						
WARNINGS/AVERTISSEMENTS	3						
SUSPENSIONS 2 MIN.	2						
DISQUALIFICATIONS	0						
EXPULSIONS	0						
PENALTY MINUTES	4						
GOALS/BUTS	37						
KOR							
SHOT ATTEMPTS/LANCERS	50	8	11	4	2	25	6
ATTACKS/ATTAQUES	63					16	
FAST BREAKS/CONTRE-ATTAQUES	10					6	
PENALTY 7-M	6	2		0	1	3	
FREE THROWS/JETS FRANCS	33						
TURN-OVER/PERTES DE BALLE	15						
WARNINGS/AVERTISSEMENTS	2						
SUSPENSIONS 2 MIN.	0						
DISQUALIFICATIONS	0						
EXPULSIONS	0						
PENALTY MINUTES	0						
GOALS/BUTS	25						

Men/Preliminary Pool Group B Results Match 20/Aug.06				Hommes/poule preliminaire groupe b Resultats match 20/06 Aout			
NO	NAME	GOALS BUTS	NO NAME	GOALS BUTS			
DEN 26-SWE 19 (11-9, 15-10)							
DEN				SWE			
1	Jeppesen, Mogens	0	1	Hellgren, Claes	0		
2	Roepstorff, Jens Erik	3	2	Oberg, Per	0		
3	Dahl-Nielsen, Anders	3	4	Bengtsson, Goran	0		
4	Rasmussen, Erik Veje	6	5	Magnusson, Christer	0		
5	Nielsen, Keld	2	6	Carlen, Per	3		
6	Jensen, Klaus Sletting	4	7	Jilsen, Par	0		
7	Christensen, Morten Stig	1	9	Jilsen, Bjorn	9		
9	Hattesen, Hans Henrik	1	10	Lindau, Mats	2		
10	Gluver, Joergen	1	11	Sjogren, Sten	0		
11	Fenger, Peter Michael	3	12	Hertzberg, Rolf	0		
12	Soerensen, Poul	0	13	Olofsson, Peter	5		
15	Skaarup, Per	2	15	Hansson, Lars-Erik	0		
REFEREES/ARBITRES VALCIC YUG MITROVICH YUG							

Handball

Men/Preliminary Pool Group B Statistics Match 20/Aug.06				Hommes/poule preliminaire groupe b Statistiques match 20/06 Aout			
	TOTAL	SAVED	BLOCKED	MISSED	G.POSTS	GOALS	ASSISTS
	ARRETS	CONTRES	RATES	POTEAUX	BUTS	ASSIST.	
DEN							
SHOT ATTEMPTS/LANCERS	47	10	2	3	6	26	11
ATTACKS/ATTAQUES	47					21	
FAST BREAKS/CONTRE-ATTAQUES	6					4	
PENALTY 7-M	2	1		0	0	1	
FREE THROWS/JETS FRANCS	16						
TURN-OVER/PERTES DE BALLE	8						
WARNINGS/AVERTISSEMENTS	3						
SUSPENSIONS 2 MIN.	9						
DISQUALIFICATIONS	1						
EXPULSIONS	0						
PENALTY MINUTES	18						
GOALS/BUTS	26						
SWE							
SHOT ATTEMPTS/LANCERS	38	8	5	2	4	19	4
ATTACKS/ATTAQUES	46					17	
FAST BREAKS/CONTRE-ATTAQUES	1					1	
PENALTY 7-M	1	0		0	0	1	
FREE THROWS/JETS FRANCS	45						
TURN-OVER/PERTES DE BALLE	13						
WARNINGS/AVERTISSEMENTS	2						
SUSPENSIONS 2 MIN.	2						
DISQUALIFICATIONS	0						
EXPULSIONS	0						
PENALTY MINUTES	4						
GOALS/BUTS	19						

Men/Preliminary Pool Group B Results Match 21/Aug.06				Hommes/poule preliminaire groupe b Resultats match 21/06 Aout			
NO	NAME	GOALS BUTS	NO NAME	GOALS BUTS			
ESP 17-USA 16 (10-9, 7-7)							
ESP				USA			
2	Cabanas, Juan Javier	2	2	Story, Joe B.	3		
3	Munoz, Juan F.	2	5	Dykstra, Tim Joseph	0		
4	Reino, Javier	0	6	Mc Vein, Joseph Dean	0		
6	Alonso, Cecilio	6	7	Lenard, Michael B.	0		
7	Novoa, Juan I.	0	8	Goss, Steven James	0		
8	Uria, Juan Jose	0	9	Buehning, James Johann	2		
9	Milian, Agustin	0	10	Djokovich, Robert Ray	4		
10	Ruiz, Julian	2	11	Lash, Peter Waller	3		
11	Serrano, Eugenio	2	12	Oshita, Rod K.	0		
12	Rico, Lorenzo	0	14	Schneeberger, Thomas R.	4		
15	Puig, Jaime	3	15	Kirk, Stephen C.	0		
16	De Miguel, Juan P.	0	16	Kessler, William Michael	0		
REFEREES/ARBITRES MARIN ROM SERBAN ROM							

Men/Preliminary Pool Group B Statistics Match 21/Aug.06				Hommes/poule preliminaire groupe b Statistiques match 21/06 Aout			
	TOTAL	SAVED	BLOCKED	MISSED	G.POSTS	GOALS	ASSISTS
	ARRETS	CONTRES	RATES	POTEAUX	BUTS	ASSIST.	
ESP							
SHOT ATTEMPTS/LANCERS	34	9	4	4	0	17	3
ATTACKS/ATTAQUES	41					13	
FAST BREAKS/CONTRE-ATTAQUES	2					2	
PENALTY 7-M	3	1		0	0	2	
FREE THROWS/JETS FRANCS	43						
TURN-OVER/PERTES DE BALLE	13						
WARNINGS/AVERTISSEMENTS	3						
SUSPENSIONS 2 MIN.	4						
DISQUALIFICATIONS	0						
EXPULSIONS	0						
PENALTY MINUTES	8						
GOALS/BUTS	17						
USA							
SHOT ATTEMPTS/LANCERS	38	11	8	0	3	16	3
ATTACKS/ATTAQUES	40					11	
FAST BREAKS/CONTRE-ATTAQUES	3					3	
PENALTY 7-M	2	0		0	0	2	
FREE THROWS/JETS FRANCS	37						
TURN-OVER/PERTES DE BALLE	13						
WARNINGS/AVERTISSEMENTS	2						
SUSPENSIONS 2 MIN.	4						
DISQUALIFICATIONS	0						
EXPULSIONS	0						
PENALTY MINUTES	8						
GOALS/BUTS	16						



Men/Preliminary Pool Group A
Results Match 22/Aug.06

Hommes/poule preliminaire groupe a
Resultats match 22/06 Aout

NO	NAME	GOALS BUTS	NO	NAME	GOALS BUTS
RON 28-JPN 22 (12-11, 16-11)					
ROM			JPN		
2	Dumitru, Marian	7	2	Yamamoto, Shinji	5
3	Boros, Iosif	3	3	Gamo, Seimei	5
4	Voinea, Maricel	1	4	Nakamoto, Mitsuaki	1
5	Stinga, Vasile	11	6	Ikoma, Yasuo	0
6	Dogarescu, George	0	7	Ikenoue, Takashi	1
7	Covaciu, Gheorghe	1	9	Sasaki, Nobuo	0
8	Durau, Cornel	3	11	Matsui, Koji	5
10	Folker, Alexandru	1	12	Ito, Hidetada	0
12	Buligan, Alexandru	0	13	Nishiyama, Kiyoshi	1
13	Oprea, Vasile	1	14	Takamura, Seiichi	0
15	Bedivan, Mircea	0	15	Taguchi, Katsutoshi	4
16	Simion, Adrian	0	16	Uemura, Yukihiko	0
REFEREES/ARBITRES BUEHNING USA IWASCZYSZYN USA					

Men/Preliminary Pool Group A
Statistics Match 22/Aug.06

Hommes/poule preliminaire groupe a
Stastiques match 22/06 Aout

	TOTAL	SAVED	BLOCKED	MISSED	G.POSTS	GOALS	ASSISTS
	ARRETS	CONTRES	RATES	POTEAUX	BUTS	ASSIST.	
ROM							
SHOT ATTEMPTS/LANCERS	47	12	0	2	5	28	3
ATTACKS/ATTAQUES	48					20	
FAST BREAKS/CONTRE-ATTAQUES	2					2	
PENALTY 7-M	7	1		0	0	6	
FREE THROWS/JETS FRANCS	23						
TURN-OVER/PERTES DE BALLE	6						
WARNINGS/AVERTISSEMENTS	2						
SUSPENSIONS 2 MIN.	0						
DISQUALIFICATIONS	0						
EXPULSIONS	0						
PENALTY MINUTES	0						
GOALS/BUTS	28						
JPN							
SHOT ATTEMPTS/LANCERS	41	8	4	4	3	22	5
ATTACKS/ATTAQUES	48					17	
FAST BREAKS/CONTRE-ATTAQUES	4					4	
PENALTY 7-M	2	1		0	0	1	
FREE THROWS/JETS FRANCS	25						
TURN-OVER/PERTES DE BALLE	15						
WARNINGS/AVERTISSEMENTS	2						
SUSPENSIONS 2 MIN.	5						
DISQUALIFICATIONS	1						
EXPULSIONS	0						
PENALTY MINUTES	10						
GOALS/BUTS	22						

Men/Preliminary Pool Group A
Results Match 23/Aug.06

Hommes/poule preliminaire groupe a
Resultats match 23/06 Aout

NO	NAME	GOALS BUTS	NO	NAME	GOALS BUTS
ISL 19-ALG 15 (7-7, 12-8)					
ISL			ALG		
1	Thorvardarson, Einar	0	1	Maoudj, Kamel	0
2	Mathiesen, Thorgils	1	2	Boudrali, Brahim	0
3	Adalsteinsson, Thorbergur	0	4	Ledra, Hocine	0
4	Gudmundsson, Bjarni	0	5	Azeb,Omar	1
5	Sigurdsson, Jakob	3	6	Doballah, Mustapha	1
6	Gunnarsson, Sigurdur	5	8	Mekhnache, Mouloud	0
8	Hilmarsson, Atli	3	9	Ouhib, Azzedine	0
9	Gudmundsson, Gudmundur	4	10	Bendjemil, Abdelkrim	4
10	Arason, Kristjan	2	12	Ouchia, Kamel	0
11	Jensson, Thorbjorn	0	13	Benmagsoula, Abdesselam	2
14	Gislason, Alfred	1	14	Mohamed Seghir, Zine Eddi	2
16	Kvaran, Brynjar	0	15	Draouci, Alousofiane	5
REFEREES/ARBITRES CHRISTENSEN DEN WOHLK DEN					

Men/Preliminary Pool Group A
Statistics Match 23/Aug.06

Hommes/poule preliminaire groupe a
Statistiques match 23/06 Aout

	TOTAL	SAVED	BLOCKED	MISSED	G.POSTS	GOALS	ASSISTS
	ARRETS	CONTRES	RATES	POTEAUX	BUTS	ASSIST.	
ISL							
SHOT ATTEMPTS/LANCERS	37	14	0	2	2	19	4
ATTACKS/ATTAQUES	49					15	
FAST BREAKS/CONTRE-ATTAQUES	2					0	
PENALTY 7-M	7	3		0	0	4	
FREE THROWS/JETS FRANCS	35						
TURN-OVER/PERTES DE BALLE	12						
WARNINGS/AVERTISSEMENTS	1						
SUSPENSIONS 2 MIN.	8						
DISQUALIFICATIONS	0						
EXPULSIONS	0						
PENALTY MINUTES	16						
GOALS/BUTS	19						
ALG							
SHOT ATTEMPTS/LANCERS	35	12	3	3	2	15	1
ATTACKS/ATTAQUES	48					11	
FAST BREAKS/CONTRE-ATTAQUES	2					1	
PENALTY 7-M	5	2		0	0	3	
FREE THROWS/JETS FRANCS	39						
TURN-OVER/PERTES DE BALLE	18						
WARNINGS/AVERTISSEMENTS	3						
SUSPENSIONS 2 MIN.	6						
DISQUALIFICATIONS	0						
EXPULSIONS	0						
PENALTY MINUTES	12						
GOALS/BUTS	15						

Men/Preliminary Pool Group A
Statistics Match 23/Aug.06

Hommes/poule preliminaire groupe a
Statistiques match 23/06 Aout

	TOTAL	SAVED	BLOCKED	MISSED	G.POSTS	GOALS	ASSISTS
	ARRETS	CONTRES	RATES	POTEAUX	BUTS	ASSIST.	
ISL							
SHOT ATTEMPTS/LANCERS	37	14	0	2	2	19	4
ATTACKS/ATTAQUES	49					15	
FAST BREAKS/CONTRE-ATTAQUES	2					0	
PENALTY 7-M	7	3		0	0	4	
FREE THROWS/JETS FRANCS	35						
TURN-OVER/PERTES DE BALLE	12						
WARNINGS/AVERTISSEMENTS	1						
SUSPENSIONS 2 MIN.	8						
DISQUALIFICATIONS	0						
EXPULSIONS	0						
PENALTY MINUTES	16						
GOALS/BUTS	19						
ALG							
SHOT ATTEMPTS/LANCERS	35	12	3	3	2	15	1
ATTACKS/ATTAQUES	48					11	
FAST BREAKS/CONTRE-ATTAQUES	2					1	
PENALTY 7-M	5	2		0	0	3	
FREE THROWS/JETS FRANCS	39						
TURN-OVER/PERTES DE BALLE	18						
WARNINGS/AVERTISSEMENTS	3						
SUSPENSIONS 2 MIN.	6						
DISQUALIFICATIONS	0						
EXPULSIONS	0						
PENALTY MINUTES	12						
GOALS/BUTS	15						

Men/Preliminary Pool Group A
Results Match 24/Aug.06

Hommes/poule preliminaire groupe a
Resultats match 24/06 Aout

NO	NAME	GOALS BUTS	NO	NAME	GOALS BUTS
YUG 25-SUI 11 (12-6, 13-5)					
YUG			SUI		
1	Amautovic, Zlatan	0	1	Ott, Martin	0
2	Rnic, Momir	0	2	Glaser, Martin	1
3	Vukovic, Veselin	3	4	Weber, Peter	1
4	Kalina, Milan	4	5	Schaer, Max	2
5	Elezovic, Jovan	0	6	Karrer, Heinz	0
6	Zovko, Zdravko	1	7	Rubin, Martin	0
8	Jurina, Pavo	3	10	Barth, Rene	0
9	Vujovic, Veselin	4	11	Platzer, Norwin	3
11	Kuzmanovski, Slobodan	0	12	Huerlimann, Peter	0
12	Basic, Mirko	0	13	Mall, Uwe	0
14	Radjenovic, Zdravko	4	14	Jehle, Peter	3
15	Isakovic, Mile	6	15	Delhees, Max	1
REFEREES/ARBITRES RAUCHFUSS GDR BUCHDA GDR					

Men/Preliminary Pool Group A
Statistics Match 24/Aug.06

Hommes/poule preliminaire groupe a
Statistiques match 24/06 Aout

	TOTAL	SAVED	BLOCKED	MISSED	G.POSTS	GOALS	ASSISTS
	ARRETS	CONTRES	RATES	POTEAUX	BUTS	ASSIST.	
YUG							
SHOT ATTEMPTS/LANCERS	36	6	0	2	3	25	4
ATTACKS/ATTAQUES	43					16	
FAST BREAKS/CONTRE-ATTAQUES	8						
PENALTY 7-M	4	1		0	1	2	
FREE THROWS/JETS FRANCS	19						
TURN-OVER/PERTES DE BALLE	13						
WARNINGS/AVERTISSEMENTS	3						
SUSPENSIONS 2 MIN.	6						
DISQUALIFICATIONS	0						
EXPULSIONS	0						
PENALTY MINUTES	12						
GOALS/BUTS	25						
SUI							
SHOT ATTEMPTS/LANCERS	35	12	3	5	4	11	1
ATTACKS/ATTAQUES	44						
FAST BREAKS/CONTRE-ATTAQUES	3					2	
PENALTY 7-M	4	1		1	0	2	
FREE THROWS/JETS FRANCS	35						
TURN-OVER/PERTES DE BALLE	20						
WARNINGS/AVERTISSEMENTS	3						
SUSPENSIONS 2 MIN.	7						
DISQUALIFICATIONS	0						
EXPULSIONS	0						
PENALTY MINUTES	14						
GOALS/BUTS	11						

Handball

Men/Preliminary Pool Group A Results Match 25/Aug.08

Hommes/poule preliminaire groupe a Resultats match 25/08 Aout

NO	NAME	GOALS BUTS	NO	NAME	GOALS BUTS
ISL 23-SUI 16 (9-8, 14-8)					
SUI			ISL		
1	Ott, Martin	0	1	Thorvardarson, Einar	0
2	Glaser, Martin	1	2	Mathiesen, Thorgils	2
3	Baetschmann, Juergen	1	3	Adalsteinsson, Thorbergur	1
4	Weber, Peter	1	5	Sigurdsson, Jakob	1
5	Schaer, Max	5	6	Gunnarsson, Sigurdur	8
6	Karrer, Heinz	0	7	Birgisson, J. Steinar	0
9	Gassmann, Roland	3	8	Hilmarsson, Atli	5
10	Barth, Rene	0	9	Gudmundsson, Gudmundur	1
11	Platzer, Norwin	1	10	Arason, Kristjan	4
12	Huerlimann, Peter	0	11	Jensson, Thorbjorn	0
13	Mall, Uwe	1	14	Gislason, Alfred	1
14	Jehle, Peter	3	16	Kvaran, Brynjar	0
REFEREE/ARBITRES ANTHONSEN NOR BOLSTAD NOR					

Men/Preliminary Pool Group A Statistics Match 25/Aug.08

Hommes/poule preliminaire groupe a Statistiques match 25/08 Aout

TOTAL	SAVED	BLOCKED	MISSED	G.POSTS	GOALS	ASSISTS
ARRETS	CONTRES	RATES	POTEAUX	BUTS	ASSIST.	
SUI						
SHOT ATTEMPTS/LANCERS	40	14	1	4	5	16
ATTACKS/ATTAQUES	38					14
FAST BREAKS/CONTRE-ATTAQUES	0					0
PENALTY 7-M	5	1		0	2	2
FREE THROWS/JETS FRANCS	33					
TURN-OVER/PERTES DE BALLE	9					
WARNINGS/AVERTISSEMENTS	3					
SUSPENSIONS 2 MIN.	10					
DISQUALIFICATIONS	1					
EXPULSIONS	0					
PENALTY MINUTES	20					
GOALS/BUTS	16					
ISL						
SHOT ATTEMPTS/LANCERS	39	10	2	1	3	23
ATTACKS/ATTAQUES	39					17
FAST BREAKS/CONTRE-ATTAQUES	2					1
PENALTY 7-M	8	2		0	1	5
FREE THROWS/JETS FRANCS	31					
TURN-OVER/PERTES DE BALLE	8					
WARNINGS/AVERTISSEMENTS	1					
SUSPENSIONS 2 MIN.	6					
DISQUALIFICATIONS	0					
EXPULSIONS	0					
PENALTY MINUTES	12					
GOALS/BUTS	23					

Men/Preliminary Pool Group A Results Match 28/Aug.05

Hommes/poule preliminaire groupe a Resultats match 25/08 Aout

NO	NAME	GOALS BUTS	NO	NAME	GOALS BUTS
YUG 19-ROM 18 (8-10, 11-8)					
YUG			NON		
1	Amautovic, Zlatan	0	1	Munteanu, Nicolae	0
2	Rnic, Momir	0	2	Dumitru, Marian	4
3	Vukovic, Veselin	3	3	Boros, Iosif	3
4	Kalina, Milan	2	4	Voinea, Maricel	1
5	Elezovic, Jovan	3	5	Stinga, Vasile	6
6	Zovko, Zdravko	1	6	Dogarescu, George	0
8	Jurina, Pavo	0	8	Durau, Cornel	2
9	Vujovic, Veselin	2	10	Folker, Alexandru	2
11	Kuzmanovski, Slobodan	0	11	Vasilca, Neculai	0
12	Basic, Mirko	0	12	Buligan, Alexandru	0
14	Radjenovic, Zdravko	2	13	Oprea, Vasile	0
15	Isakovic, Mile	6	15	Bedivan, Mircea	0
REFEREES/ARBITRES NILSSON SWE WESTER SWE					

Handball

Men/Preliminary Pool Group A Statistics Match 25/Aug.08

Hommes/poule preliminaire groupe a Statistique match 26/08 Aout

TOTAL	SAVED	BLOCKED	MISSED	G.POSTS	GOALS	ASSISTS
ARRETS	CONTRES	RATES	POTEAUX	BUTS	ASSIST.	
YUG						
SHOT ATTEMPTS/LANCERS	32	7	2	2	2	19
ATTACKS/ATTAQUES	46					11
FAST BREAKS/CONTRE-ATTAQUES	2					2
PENALTY 7-M	6	0		0	0	6
FREE THROWS/JETS FRANCS	39					
TURN-OVER/PERTES DE BALLE	7					
WARNINGS/AVERTISSEMENTS	2					
SUSPENSIONS 2 MIN.	9					
DISQUALIFICATIONS	0					
EXPULSIONS	0					
PENALTY MINUTES	18					
GOALS/BUTS	19					
ROM						
SHOT ATTEMPTS/LANCERS	38	13	3	0	4	18
ATTACKS/ATTAQUES	45					12
FAST BREAKS/CONTRE-ATTAQUES	4					4
PENALTY 7-M	4	2		0	0	2
FREE THROWS/JETS FRANCS	53					
TURN-OVER/PERTES DE BALLE	8					
WARNINGS/AVERTISSEMENTS	2					
SUSPENSIONS 2 MIN.	8					
DISQUALIFICATIONS	0					
EXPULSIONS	0					
PENALTY MINUTES	16					
GOALS/BUTS	18					

Men/Preliminary Pool Group B Results Match 27/Aug.08

Hommes/poule preliminaire groupe b Resultats match 27/08 Aout

NO	NAME	GOALS BUTS	NO	NAME	GOALS BUTS
FRG 20-DEN 18 (9-9, 9-11)					
DEN			FRG		
1	Jeppesen, Mogens	0	1	Thiel, Andreas	0
2	Roeppstorff, Jens Erik	1	2	Meffle, Amulf	0
3	Dahl-Nielsen, Anders	0	3	Neitzel, Rudiger	0
4	Rasmussen, Erik Veje	5	4	Schwalb, Martin	2
5	Nielsen, Keld	0	5	Rauin, Dirk	1
6	Jensen, Klaus Sletting	2	6	Paul, Michael	5
7	Christensen, Morten Stig	1	8	Happe, Thomas	0
9	Hattesen, Hans Henrik	4	9	Wunderlich, Erhard	9
10	Gluver, Joergen	2	10	Springel, Thomas	1
11	Fenger, Peter Michael	3	12	Voller, Klaus	0
12	Soerensen, Poul	0	13	Fraatz, Jochen	1
15	Skaarup, Per	0	18	Roth, Ulrich	1
REFEREES/ARBITRES SOMHEGYI HUN SZENDREY HUN					

Men/Preliminary Pool Group B Statistics Match 27/Aug.08

Hommes/poule preliminaire groupe b Statistiques match 27/08 Aout

TOTAL	SAVED	BLOCKED	MISSED	G.POSTS	GOALS	ASSISTS
ARRETS	CONTRES	RATES	POTEAUX	BUTS	ASSIST.	
DEN						
SHOT ATTEMPTS/LANCERS	38	14	3	1	2	18
ATTACKS/ATTAQUES	39					12
FAST BREAKS/CONTRE-ATTAQUES	2					2
PENALTY 7-M	5	1		0	0	4
FREE THROWS/JETS FRANCS	41					
TURN-OVER/PERTES DE BALLE	9					
WARNINGS/AVERTISSEMENTS	2					
SUSPENSIONS 2 MIN.	3					
DISQUALIFICATIONS	0					
EXPULSIONS	0					
PENALTY MINUTES	6					
GOALS/BUTS	18					
FRG						
SHOT ATTEMPTS/LANCERS	36	7	6	2	1	20
ATTACKS/ATTAQUES	38					15
FAST BREAKS/CONTRE-ATTAQUES	1					1
PENALTY 7-M	4	0		0	0	4
FREE THROWS/JETS FRANCS	36					
TURN-OVER/PERTES DE BALLE	10					
WARNINGS/AVERTISSEMENTS	4					
SUSPENSIONS 2 MIN.	3					
DISQUALIFICATIONS	0					
EXPULSIONS	0					
PENALTY MINUTES	6					
GOALS/BUTS	20					



Men/Preliminary Pool Group A
Results Match 28/Aug.08

Hommes/poule preliminaire groupe a
Resultats match 28/08 Aout

NO	NAME	GOALS BUTS	NO	NAME	GOALS BUTS
JPN 17-ALG 16 (11-7, 6-9)					
JPN			ALG		
1	Ohata, Takahiro	0	2	Boudrali, Brahim	0
2	Yamamoto, Shinji	4	4	Ledra, Hocine	0
3	Gamo, Seimei	4	5	Azeb, Omar	3
4	Nakamoto, Mitsuaki	1	6	Doballah, Mustapha	2
5	Seki, Kenzo	0	7	Belhocine, Djaffar	0
6	Ikoma, Yasuo	1	9	Ouhib, Azzedine	1
7	Ikenoue, Takashi	2	10	Bendjemil, Abdelkrim	2
11	Matsui, Koji	4	12	Ouchia, Kamel	0
13	Nishiyama, Kiyoshi	0	13	Benmoghssoula, Abdesselam	2
14	Takamura, Seiichi	1	14	Mohamed Seghir, Zine Eddi	1
15	Taguchi, Katsutoshi	0	15	Draouci, Alousofiane	5
16	Uemura, Yukihiko	0	16	Boussebt, Mourad	0
REFEREES/ARBITRES HEUCHERT NOREK FRG FRG					

Men/Preliminary Pool Group A
Statistics Match 28/Aug.08

Hommes/poule preliminaire groupe a
Statistiques match 28/08 Aout

	TOTAL	SAVED ARRETS	BLOCKED CONTRES	MISSED RATES	G. POSTS POTEAUX	GOALS BUTS	ASSISTS ASSIST.
JPN							
SHOT ATTEMPTS/LANCERS	34	8	3	0	6	17	5
ATTACKS/ATTAQUES	43					14	
FAST BREAKS/CONTRE-ATTAQUES	4					3	
PENALTY 7-M	0	0		0	0	0	
FREE THROWS/JETS FRANCS	32						
TURN-OVER/PERTES DE BALLE	17						
WARNINGS/AVERTISSEMENTS	3						
SUSPENSIONS 2 MIN.	3						
DISQUALIFICATIONS	0						
EXPULSIONS	0						
PENALTY MINUTES	6						
GOALS/BUTS	17						
ALG							
SHOT ATTEMPTS/LANCERS	31	9	2	3	1	16	6
ATTACKS/ATTAQUES	43					11	
FAST BREAKS/CONTRE-ATTAQUES	1					1	
PENALTY 7-M	5	1		0	0	4	
FREE THROWS/JETS FRANCS	41						
TURN-OVER/PERTES DE BALLE	13						
WARNINGS/AVERTISSEMENTS	2						
SUSPENSIONS 2 MIN.	5						
DISQUALIFICATIONS	0						
EXPULSIONS	0						
PENALTY MINUTES	10						
GOALS/BUTS	16						

Men/Preliminary Pool Group B
Results Match 29/Aug.08

Hommes/poule preliminaire groupe b
Resultats match 29/08 Aout

NO	NAME	GOALS BUTS	NO	NAME	GOALS BUTS
SWE 26-ESP 25 (16-13, 10-12)					
SWE			ESP		
1	Hellgren, Claes	0	2	Cabanas, Juan Javier	1
2	Oberg, Per	0	3	Munoz, Juan F.	3
3	Augustsson, Danny	1	5	De La Puente, Juan	2
4	Bengtsson, Goran	2	6	Alonso, Cecilio	6
5	Magnusson, Christer	0	7	Novoa, Juan I.	1
6	Carlen, Per	2	8	Uria, JuanJose	3
7	Jilsen, Par	0	10	Ruiz, Julian	3
9	Jilsen, Bjorn	10	11	Serrano, Eugenio	3
10	Lindau, Mats	1	12	Rico, Lorenzo	0
11	Sjogren, Sten	7	14	Lopez, Rafael	0
13	Olofsson, Peter	3	15	Puig, Jaime	3
16	Olsson, Mats	0	16	De Miguel, Juan P.	0
REFEREES/ARBITRES BUCHDA RAUCHFUSS GDR GDR					

Men/Preliminary Pool Group B
Statistics Match 29/Aug.08

Hommes/poule preliminaire groupe b
Statistiques match 29/08 Aout

	TOTAL	SAVED ARRETS	BLOCKED CONTRES	MISSED RATES	G. POSTS POTEAUX	GOALS BUTS	ASSISTS ASSIST.
SWE							
SHOT ATTEMPTS/LANCERS	35	5	3	0	1	26	11
ATTACKS/ATTAQUES	53					19	
FAST BREAKS/CONTRE-ATTAQUES	3					2	
PENALTY 7-M	6	0		0	1	5	
FREE THROWS/JETS FRANCS	22						
TURN-OVER/PERTES DE BALLE	19						
WARNINGS/AVERTISSEMENTS	3						
SUSPENSIONS 2 MIN.	3						
DISQUALIFICATIONS	0						
EXPULSIONS	0						
PENALTY MINUTES	6						
GOALS/BUTS	26						
ESP							
SHOT ATTEMPTS/LANCERS	56	18	4	4	5	25	8
ATTACKS/ATTAQUES	52					20	
FAST BREAKS/CONTRE-ATTAQUES	4					2	
PENALTY 7-M	5	2		0	0	3	
FREE THROWS/JETS FRANCS	33						
TURN-OVER/PERTES DE BALLE	13						
WARNINGS/AVERTISSEMENTS	3						
SUSPENSIONS 2 MIN.	2						
DISQUALIFICATIONS	0						
EXPULSIONS	0						
PENALTY MINUTES	4						
GOALS/BUTS	25						

Men/Preliminary Pool Group B
Results Match 30/Aug.08

Hommes/poule preliminaire groupe b
Resultats match 30/08 Aout

NO	NAME	GOALS BUTS	NO	NAME	GOALS BUTS
KOR 22-USA 22 (12-13, 10-9)					
KOR			USA		
1	Shim, Jung-Man	0	2	Story, Joe B.	3
2	Lim, Young-Chul	1	5	Dykstra, Tim Joseph	0
3	Kang, Tae-Koo	3	6	Mc Vein, Joseph Dean	0
4	Kang, Duck-Boo	0	7	Lenard, Michael B.	0
5	Park, Young-Dae	0	8	Goss, Steven James	1
6	Ko, Suk-Chang	0	9	Buehning, James Johann	4
8	Hwang, Yo-Na	0	10	Djokovich, Robert Ray	4
10	Choi, Tai-Sub	5	11	Lash, Peter Waller	1
11	Park, Byung-Hong	5	12	Oshita, Rod K.	0
13	Kang, Jae-Won	6	14	Schneeberger, Thomas R.	8
14	Lee, Sang-Hyo	2	15	Kirk, Stephen C.	1
16	Lim, Kyu-Ha	0	16	Kessler, William Michael	0
REFEREES/ARBITRES ISCHER RYUART SUI SUI					

Men/Preliminary Pool Group B
Statistics Match 30/Aug.08

Hommes/poule preliminaire groupe b
Statistiques match 30/08 Aout

	TOTAL	SAVED ARRETS	BLOCKED CONTRES	MISSED RATES	G. POSTS POTEAUX	GOALS BUTS	ASSISTS ASSIST.
KOR							
SHOT ATTEMPTS/LANCERS	48	17	7	1	1	22	5
ATTACKS/ATTAQUES	53					17	
FAST BREAKS/CONTRE-ATTAQUES	5					2	
PENALTY 7-M	5	2		0	0	3	
FREE THROWS/JETS FRANCS	31						
TURN-OVER/PERTES DE BALLE	11						
WARNINGS/AVERTISSEMENTS	3						
SUSPENSIONS 2 MIN.	6						
DISQUALIFICATIONS	0						
EXPULSIONS	0						
PENALTY MINUTES	12						
GOALS/BUTS	22						
USA							
SHOT ATTEMPTS/LANCERS	45	14	1	3	5	22	9
ATTACKS/ATTAQUES	53					19	
FAST BREAKS/CONTRE-ATTAQUES	1					0	
PENALTY 7-M	4	1		0	0	3	
FREE THROWS/JETS FRANCS	31						
TURN-OVER/PERTES DE BALLE	12						
WARNINGS/AVERTISSEMENTS	3						
SUSPENSIONS 2 MIN.	3						
DISQUALIFICATIONS	0						
EXPULSIONS	0						
PENALTY MINUTES	6						
GOALS/BUTS	22						

Handball

Men/Finals

Results Match 31/Aug.10

Hombres/finales

Resultats match 31/10 Aout

NO	NAME	GOALS BUTS	NO	NAME	GOALS BUTS
SUI 18-ESP 17 (9-9, 9-8)					
SUI			ESP		
2	Glaser, Martin	0	1	Garcia, Pedro	0
3	Baetschmann, Juergen	2	2	Cabanas, Juan Javier	0
4	Weber, Peter	0	4	Reino, Javier	1
5	Schaer, Max	1	5	De La Puente, Juan	2
9	Gassmann, Roland	0	6	Alonso, Cecilio	2
10	Barth, Rene	0	7	Novoa, Juan I.	1
11	Platzer, Norwin	6	8	Uria, JuanJose	3
12	Huerlimann, Peter	0	10	Ruiz, Julian	3
13	Mall, Uwe	2	11	Serrano, Eugenio	0
14	Jehle, Peter	4	12	Rico, Lorenzo	0
15	Delhees, Max	3	14	Lopez, Rafael	2
16	Braun, Markus	0	15	Puig, Jaime	3
REFEREES/ARBITRES		NAYLOR HUGHES	GDR		GDR

Men/Finals

Statistics Match 31/Aug.10

Hombres/finales

Statistiques match 31/10 Aout

	TOTAL	SAVED	BLOCKED	MISSED	G.POSTS	GOALS	ASSISTS
	ARRETS	CONTRES	RATES	POTEAUX	BUTS	ASSIST.	
SUI							
SHOT ATTEMPTS/LANCERS	32	7	2	3	2	18	7
ATTACKS/ATTAQUES	45					12	
FAST BREAKS/CONTRE-ATTAQUES	6					5	
PENALTY 7-M	2	0		0	1	1	
FREE THROWS/JETS FRANCS	29						
TURN-OVER/PERTES DE BALLE	15						
WARNINGS/AVERTISSEMENTS	3						
SUSPENSIONS 2 MIN.	8						
DISQUALIFICATIONS	1						
EXPULSIONS	0						
PENALTY MINUTES	16						
GOALS/BUTS	18						
ESP							
SHOT ATTEMPTS/LANCERS	36	16	0	2	1	17	4
ATTACKS/ATTAQUES	46					10	
FAST BREAKS/CONTRE-ATTAQUES	8					4	
PENALTY 7-M	7	4		0	0	3	
FREE THROWS/JETS FRANCS	32						
TURN-OVER/PERTES DE BALLE	12						
WARNINGS/AVERTISSEMENTS	3						
SUSPENSIONS 2 MIN.	2						
DISQUALIFICATIONS	0						
EXPULSIONS	1						
PENALTY MINUTES	8						
GOALS/BUTS	17						

Men/Finals

Results Match 32/Aug.10

Hombres/finales

Resultats match 32/10 Aout

NO	NAME	GOALS BUTS	NO	NAME	GOALS BUTS
SWE 26-ISL 24 (14-9, 12-15)					
ISL			SWE		
1	Thorvardarson, Einar	0	1	Hellgren, Claes	0
2	Mathiesen, Thorgils	5	2	Oberg, Per	1
3	Adalsteinsson, Thorbergur	0	3	Augustsson, Danny	1
5	Sigurdsson, Jakob	1	4	Bengtsson, Goran	0
6	Gunnarsson, Sigurdur	5	5	Megnusson, Christer	1
8	Hilmarsson, Atli	2	6	Carlen, Per	3
9	Gudmundsson, Gudmundur	1	7	Jilsen, Par	3
10	Arason, Kristjan	5	9	Jilsen, Bjorn	7
11	Jensson, Thorbjorn	0	10	Lindau, Mats	1
12	Einarsson, Jens	0	11	Sjogren, Sten	7
13	Sveinsson, Sigurdur	0	13	Olofsson, Peter	2
14	Gislason, Alfred	5	16	Olsson, Mats	0
REFEREES/ARBITRES		MARBACH EDWARDS	YUG		YUG

Handball

Men/Finals

Statistics Match 32/Aug.10

Hombres/finales

Statistiques match 32/10 Aout

	TOTAL	SAVED	BLOCKED	MISSED	G.POSTS	GOALS	ASSISTS
	ARRETS	CONTRES	RATES	POTEAUX	BUTS	ASSIST.	
ISL							
SHOT ATTEMPTS/LANCERS	52	16	8	3	1	24	8
ATTACKS/ATTAQUES	51					19	
FAST BREAKS/CONTRE-ATTAQUES	2					2	
PENALTY 7-M	3	0		0	0	3	
FREE THROWS/JETS FRANCS	27						
TURN-OVER/PERTES DE BALLE	8						
WARNINGS/AVERTISSEMENTS	2						
SUSPENSIONS 2 MIN.	4						
DISQUALIFICATIONS	0						
EXPULSIONS	0						
PENALTY MINUTES	8						
GOALS/BUTS	24						
SWE							
SHOT ATTEMPTS/LANCERS	46	11	1	6	2	26	12
ATTACKS/ATTAQUES	52					18	
FAST BREAKS/CONTRE-ATTAQUES	7					6	
PENALTY 7-M	3	1		0	0	2	
FREE THROWS/JETS FRANCS	30						
TURN-OVER/PERTES DE BALLE	11						
WARNINGS/AVERTISSEMENTS	2						
SUSPENSIONS 2 MIN.	4						
DISQUALIFICATIONS	0						
EXPULSIONS	0						
PENALTY MINUTES	8						
GOALS/BUTS	26						

Men/Finals

Results Match 33/Aug.10

Hombres/finales

Resultats match 33/10 Aout

NO	NAME	GOALS BUTS	NO	NAME	GOALS BUTS
USA 24-JPN 16 (9-5, 15-11)					
JPN			USA		
1	Ohata, Takahiro	0	2	Story, JoeB.	2
2	Yamamoto, Shinji	4	5	Dykstra, Tim Joseph	0
3	Gamo, Seimei	2	7	Lenard, Michael B.	1
4	Nakamoto, Mitsuaki	1	8	Goss, Steven James	4
6	Ikoma, Yasuo	1	9	Buehning, James Johann	5
7	Ikenoue, Takashi	1	10	Djokovich, Robert Ray	3
9	Sasaki, Nobuo	1	11	Lash, Peter Waller	4
11	Matsui, Koji	1	12	Oshita, Rod K.	0
13	Nishiyama, Kiyoshi	0	13	Morava, Gregory E.	0
14	Takamura, Seiichi	4	14	Schneeberger, Thomas R.	3
15	Taguchi, Katsutoshi	1	15	Kirk, Stephen C.	1
16	Uemura, Yukihiko	0	16	Kessler, William Michael	1
REFEREES/ARBITRES		TANCREZ LELONG	FRA		FRA

Men/Finals

Statistics Match 33/Aug.10

Hombres/finales

Statistiques match 33/10 Aout

	TOTAL	SAVED	BLOCKED	MISSED	G.POSTS	GOALS	ASSISTS
	ARRETS	CONTRES	RATES	POTEAUX	BUTS	ASSIST.	
JPN							
SHOT ATTEMPTS/LANCERS	43	11	13	0	3	16	3
ATTACKS/ATTAQUES	51					13	
FAST BREAKS/CONTRE-ATTAQUES	2					1	
PENALTY 7-M	5	2		0	1	2	
FREE THROWS/JETS FRANCS	40						
TURN-OVER/PERTES DE BALLE	19						
WARNINGS/AVERTISSEMENTS	2						
SUSPENSIONS 2 MIN.	4						
DISQUALIFICATIONS	1						
EXPULSIONS	0						
PENALTY MINUTES	8						
GOALS/BUTS	16						
USA							
SHOT ATTEMPTS/LANCERS	34	8	1	1	0	24	9
ATTACKS/ATTAQUES	51					17	
FAST BREAKS/CONTRE-ATTAQUES	5					4	
PENALTY 7-M	4	1		0	0	3	
FREE THROWS/JETS FRANCS	35						
TURN-OVER/PERTES DE BALLE	16						
WARNINGS/AVERTISSEMENTS	1						
SUSPENSIONS 2 MIN.	6						
DISQUALIFICATIONS	0						
EXPULSIONS	0						
PENALTY MINUTES	12						
GOALS/BUTS	24						



Men/Finals
Results Match 34/Aug.10

Hommes/finals
Resultats match 34/10 Aout

NO	NAME	GOALS BUTS	NO	NAME	GOALS BUTS
KOR 25-ALG 21 (10-9, 15-12)					
ALG			KOR		
1	Maoudj, Kamel	0	1	Shim, Jung-Man	0
2	Boudrali, Brahim	1	2	Lim, Young-Chul	4
4	Ledra, Hocine	0	3	Kang, Tae-Koo	7
5	Azeb, Omar	6	4	Kang, Duck-Soo	0
6	Doballah, Mustapha	3	5	Park, Young-Dae	0
7	Belhocine, Djaffar	4	6	Ko, Suk-Chang	3
8	Mekhnache, Mouloud	1	8	Hwang, Yo-Na	0
10	Bendjemil, Abdelkrim	2	10	Choi, Tai-Sub	0
11	Mokrani, Rachid	1	11	Park, Byung-Hong	1
13	Benmaghsoula, Abdesselam	1	13	Kang, Jae-Won	5
14	Mohamed Seghir, Zine Eddi	2	14	Lee, Sang-Hyo	5
16	Boussebt, Mourad	0	16	Lim, Kyu-Ha	0

REFEREES/ARBITRES SERRAPEDE USA
GARCIA USA

Men/Finals
Statistics Match 34/Aug.10

Hommes/finales
Statistiques match 34/10 Aout

	TOTAL	SAVED	BLOCKED	MISSED	G.POSTS	GOALS	ASSISTS
	ARRETS	CONTRES	RATES	POTEAUX	BUTS	ASSIST.	
SHOT ATTEMPTS/LANCERS	42	13	1	3	4	21	8
ATTACKS/ATTAQUES	54					17	
FAST BREAKS/CONTRE-ATTAQUES	4					3	
PENALTY 7-M	2	0		0	1	1	
FREE THROWS/JETS FRANCS	65						
TURN-OVER/PERTES DE BALLE	14						
WARNINGS/AVERTISSEMENTS	1						
SUSPENSIONS 2 MIN.	2						
DISQUALIFICATIONS	0						
EXPULSIONS	0						
PENALTY MINUTES	4						
GOALS/BUTS	21						

KOR

SHOT ATTEMPTS/LANCERS	46	10	4	3	4	25	7
ATTACKS/ATTAQUES	55					18	
FAST BREAKS/CONTRE-ATTAQUES	5					4	
PENALTY 7-M	4	1		0	0	3	
FREE THROWS/JETS FRANCS	18						
TURN-OVER/PERTES DE BALLE	13						
WARNINGS/AVERTISSEMENTS	2						
SUSPENSIONS 2 MIN.	8						
DISQUALIFICATIONS	0						
EXPULSIONS	0						
PENALTY MINUTES	16						
GOALS/BUTS	25						

Men/Finals (3rd And 4th Place)
Results Match 36/Aug.11

Hommes/finales (3eme et 4eme place)
Resultats match 36/11 Aout

NO	NAME	GOALS BUTS	NO	NAME	GOALS BUTS
ROM 23-DEN 19 (15-10, 8-9)					
ROM			DEN		
1	Munteanu, Nicolae	0	1	Jeppesen, Mogens	0
2	Dumitru, Marian	7	2	Roepstorff, Jens Erik	3
3	Boros, Iosif	2	3	Dahl-Nielsen, Anders	1
4	Voinea, Maricel	2	4	Rasmussen, Erik Veje	2
5	Stinga, Vasile	7	5	Nielsen, Keld	5
7	Covaciu, Gheorghe	0	6	Jensen, Klaus Sletting	1
8	Durau, Cornel	1	7	Christensen, Morten Stig	4
10	Folker, Alexandru	2	9	Hattesen, Hans Henrik	0
11	Vasilica, Neculai	2	10	Gluver, Joergen	2
12	Buligan, Alexandru	0	11	Fenger, Peter Michael	1
13	Oprea, Vasile	0	12	Soerensen, Poul	0
15	Bedivan, Mircea	0	15	Skaarup, Per	0

REFEREES/ARBITRES BRUCHMANN FRG
SHEFTS FRG

Men/Finals (3rd And 4th Place)
Statistics Match 36/Aug.11

Hommes/finales (3eme et 4eme place)
Statistiques match 36/11 Aout

	TOTAL	SAVED	BLOCKED	MISSED	G.POSTS	GOALS	ASSISTS
	ARRETS	CONTRES	RATES	POTEAUX	BUTS	ASSIST.	
ROM							
SHOT ATTEMPTS/LANCERS	46	10	5	6	2	23	5
ATTACKS/ATTAQUES	48					17	
FAST BREAKS/CONTRE-ATTAQUES	5					4	
PENALTY 7-M	3	1		0	0	2	
FREE THROWS/JETS FRANCS	41						
TURN-OVER/PERTES DE BALLE	9						
WARNINGS/AVERTISSEMENTS	3						
SUSPENSIONS 2 MIN.	0						
DISQUALIFICATIONS	0						
EXPULSIONS	0						
PENALTY MINUTES	0						
GOALS/BUTS	23						

DEN

SHOT ATTEMPTS/LANCERS	43	11	5	6	2	19	4
ATTACKS/ATTAQUES	48						
FAST BREAKS/CONTRE-ATTAQUES	7					5	
PENALTY 7-M	1	0		0	0	1	
FREE THROWS/JETS FRANCS	24						
TURN-OVER/PERTES DE BALLE	13						
WARNINGS/AVERTISSEMENTS	3						
SUSPENSIONS 2 MIN.	1						
DISQUALIFICATIONS	0						
EXPULSIONS	0						
PENALTY MINUTES	2						
GOALS/BUTS	19						

Men/Finals (1st And 2nd Place)
Results Match 35/Aug.11

Hommes/finales (1ere et 2eme place)
Resultats match 35/11 Aout

NO	NAME	GOALS BUTS	NO	NAME	GOALS BUTS
YUG 18-FRG 17 (8-7, 10-10)					
YUG			FRG		
1	Arnautovic, Zlatan	0	1	Thiel, Andreas	0
2	Rnic, Momir	0	2	Meffle, Arnulf	0
3	Vukovic, Veselin	2	3	Neitzel, Rudiger	0
4	Kalina, Milan	4	4	Schwalb, Martin	0
5	Elezovic, Jovan	3	5	Rauin, Dirk	0
6	Zovko, Zdravko	0	6	Paul, Michael	4
8	Jurina, Pavo	0	8	Happe, Thomas	0
9	Vujovic, Veselin	2	9	Wunderlich, Erhard	3
11	Kuzmanovski, Slobodan	1	10	Springel, Thomas	2
12	Basic, Mirko	0	12	Woller, Klaus	0
14	Radjenovic, Zdravko	0	13	Fraatz, Jochen	7
15	Isakovic, Mile	6	18	Roth, Ulrich	1

REFEREES/ARBITRES SCHAFF NOR
AHL NOR

Men/Finals (1st And 2nd Place)
Statistics Match 35/Aug.11

Hommes/finales (1ere et 2eme place)
Statistiques match 35/11 Aout

	TOTAL	SAVED	BLOCKED	MISSED	G.POSTS	GOALS	ASSISTS
	ARRETS	CONTRES	RATES	POTEAUX	BUTS	ASSIST.	
YUG							
SHOT ATTEMPTS/LANCERS	34	9	1	4	2	18	7
ATTACKS/ATTAQUES	37					11	
FAST BREAKS/CONTRE-ATTAQUES	3						
PENALTY 7-M	9	2		1	0	6	
FREE THROWS/JETS FRANCS	37						
TURN-OVER/PERTES DE BALLE	5						
WARNINGS/AVERTISSEMENTS	2						
SUSPENSIONS 2 MIN.	4						
DISQUALIFICATIONS	0						
EXPULSIONS	0						
PENALTY MINUTES	8						
GOALS/BUTS	18						

FRG

SHOT ATTEMPTS/LANCERS	37	6	8	3	3	17	1
ATTACKS/ATTAQUES	37					14	
FAST BREAKS/CONTRE-ATTAQUES						0	
PENALTY 7-M	3	0		0	0	3	
FREE THROWS/JETS FRANCS	28						
TURN-OVER/PERTES DE BALLE	9						
WARNINGS/AVERTISSEMENTS	3						
SUSPENSIONS 2 MIN.	2						
DISQUALIFICATIONS	0						
EXPULSIONS	0						
PENALTY MINUTES	4						
GOALS/BUTS	17						

Handball

Men/Finals (1st And 2nd Place) Match Progress Match 35/Aug.11

TIME TEMPS	EVENT EVENEMENT	RESULT RESULTAT	CTRY PAYS	NAME
YUG-FRG				
30:00	MATCH STARTS/C. D'ENVOI			
27:19	GOAL/BUT	0-1	FRG	Fraatz, Jochen
26:17	PENALTY 7-M	1-1	YUG	Isakovic, Mile
25:30	WARNING/AVERTISSEMENT	1-1	YUG	Kalina, Milan
23:58	WARNING/AVERTISSEMENT	1-1	FRG	Rauin, Dirk
23:32	SUSPENSION 2 MIN.	1-1	YUG	Kalina, Milan
22:29	PENALTY 7-M	2-1	YUG	Isakovic, Mile
21:50	GOAL/BUT	2-2	FRG	Wunderlich, Erhard
19:59	GOAL/BUT	2-3	FRG	Wunderlich, Erhard
18:55	GOAL/BUT	3-3	YUG	Kalina, Milan
17:29	WARNING/AVERTISSEMENT	3-3	FRG	Roth, Ulrich
16:56	PENALTY 7-M	3-3	YUG	Isakovic, Mile
15:45	WARNING/AVERTISSEMENT	3-3	YUG	Vujovic, Veselin
14:27	SUSPENSION 2 MIN.	3-3	YUG	Vukovic, Veselin
13:33	PENALTY 7-M	4-3	YUG	Vujovic, Veselin
11:45	GOAL/BUT	5-3	YUG	Kuzmanovski, Slobodan
9:59	SUSPENSION 2 MIN.	5-3	FRG	Happe, Thomas
9:31	PENALTY 7-M	5-3	YUG	Vujovic, Veselin
8:06	PENALTY 7-M	6-3	YUG	Isakovic, Mile
7:27	GOAL/BUT	6-4	FRG	Springel, Thomas
5:46	GOAL/BUT	6-5	FRG	Fraatz, Jochen
4:29	PENALTY 7-M	7-5	YUG	Isakovic, Mile
3:45	SUSPENSION 2 MIN.	7-5	YUG	Radjenovic, Zdravko
3:15	GOAL/BUT	7-6	FRG	Fraatz, Jochen
2:39	WARNING-TEAM OFFICIAL	7-6		
1:35	GOAL/BUT	7-7	FRG	Fraatz, Jochen
:00	PENALTY 7-M	8-7	YUG	Isakovic, Mile

RESULTS AT HALF TIME/RESULTATS A LA MI-TEMPS

27:21	PENALTY 7-M	8-8	FRG	Fraatz, Jochen
24:49	SUSPENSION 2 MIN.	8-8	FRG	Roth, Ulrich
24:49	PENALTY 7-M	8-8	YUG	Isakovic, Mile
23:50	GOAL/BUT	9-8	YUG	Vukovic, Veselin
23:13	GOAL/BUT	10-8	YUG	Isakovic, Mile
20:53	PENALTY 7-M	10-9	FRG	Fraatz, Jochen
20:07	GOAL/BUT	11-9	YUG	Kalina, Milan
19:19	SUSPENSION 2 MIN.	11-9	YUG	Kalina, Milan
19:19	GOAL/BUT	11-10	FRG	Roth, Ulrich
18:04	GOAL/BUT	11-11	FRG	Springel, Thomas
17:14	GOAL/BUT	12-11	YUG	Elezovic, Jovan
15:18	GOAL/BUT	12-12	FRG	Paul, Michael
14:08	GOAL/BUT	13-12	YUG	Vujovic, Veselin
12:59	GOAL/BUT	13-13	FRG	Paul, Michael
12:30	GOAL/BUT	14-13	YUG	Elezovic, Jovan
8:06	GOAL/BUT	15-13	YUG	Kalina, Milan
7:21	GOAL/BUT	15-14	FRG	Paul, Michael
6:00	GOAL/BUT	15-15	FRG	Paul, Michael
5:35	GOAL/BUT	16-15	YUG	Elezovic, Jovan
3:55	GOAL/BUT	17-15	YUG	Vukovic, Veselin
2:59	GOAL/BUT	18-15	YUG	Kalina, Milan
1:44	PENALTY 7-M	18-16	FRG	Fraatz, Jochen
:27	GOAL/BUT	18-17	FRG	Wunderlich, Erhard

Men/Preliminary Pool Group A Team Standing / Aug.08

Hommes/poule preliminaire groupe a Classement des equipes / 08 Aout

COUNTRY PAYS	PLAYED JOUES	WON GAGNES	LOST PERDUS	TIED NULS	FOR POUR	AGAINST CONTRE	POINTS
1 YUG	5	4	0	1	123	76	9
2 ROM	5	4	1	0	120	91	8
3 ISL	5	3	1	1	102	96	7
4 SUI	5	2	3	0	83	102	4
5 JPN	5	1	4	0	84	117	2
6 ALG	5	0	5	0	75	105	0

TOURNAMENT PROGRESS/DEROULEMENT DU TOURNOI

	YUG	ROM	SUI	ISL	JPN	ALG
YUG	x	19-18	25-11	22-22	32-15	25-10
ROM	18-19	x	23-17	26-17	28-22	25-16
SUI	11-25	17-23	x	16-23	20-13	19-18
ISL	22-22	17-26	23-16	x	21-17	19-15
JPN	15-32	22-28	13-20	17-21	x	17-16
ALG	10-25	16-25	18-19	15-19	16-17	x

Men/Preliminary Pool Group B Team Standing / Aug.08

Hommes/poule preliminaire groupe b Classement des equipes / 08 Aout

COUNTRY PAYS	PLAYED JOUES	WON GAGNES	LOST PERDUS	TIED NULS	FOR POUR	AGAINST CONTRE	POINTS
1 FRG	5	5	0	0	114	95	10
2 DEN	5	4	1	0	115	99	8
3 SWE	5	3	2	0	119	110	6
4 ESP	5	2	3	0	105	106	4
5 USA	5	0	4	1	91	100	1
6 KOR	5	0	4	1	123	157	1

TOURNAMENT PROGRESS/DEROULEMENT DU TOURNOI

	DEN	FRG	SWE	ESP	KOR	USA
DEN	x	18-20	26-19	21-16	31-28	19-16
FRG	20-18	x	18-17	18-16	37-25	21-19
SWE	19-26	17-18	x	26-25	36-23	21-18
ESP	16-21	16-18	25-26	x	31-25	17-16
KOR	28-31	25-37	23-36	25-31	x	22-22
USA	16-19	19-21	18-21	16-17	22-22	x

Handball

Match Summary

Match Sommaire

Match	Pool	Attendance
1	B SWE 36 KOR 23	Session: 3,350
2	B DEN 21 ESP 16	Session: 3,350
3	A YUG 22 ISL 22	Session: 3,350
4	A SUI 20 JPN 13	Session: 3,702
5	A ROM 25 ALG 16	Session: 3,702
6	B FRG 21 USA 19	Session: 3,702
7	B DEN 31 KOR 28	Session: 3,290
8	B FRG 18 ESP 16	Session: 3,290
9	B SWE 21 USA 18	Session: 3,290
10	A YUG 32 JPN 15	Session: 3,276
11	A ROM 21 ISL 17	Session: 3,276
12	A SUI 19 ALG 18	Session: 3,276
13	A ISL 21 JPN 17	Session: 3,234
14	B FRG 18 SWE 17	Session: 3,234
15	A YUG 25 ALG 10	Session: 3,234
16	B ESP 31 KOR 25	Session: 3,318
17	A ROM 23 SUI 17	Session: 3,318
18	B DEN 19 USA 16	Session: 3,318
19	B FRG 37 KOR 25	Session: 3,304
20	B DEN 26 SWE 19	Session: 3,304
21	B ESP 17 USA 16	Session: 3,204
22	A ROM 28 JPN 22	Session: 3,255
23	A ISL 19 ALG 15	Session: 3,255
24	A YUG 25 SUI 11	Session: 3,255
25	A ISL 23 SUI 16	Session: 3,313
26	A YUG 19 ROM 18	Session: 3,313
27	6 FRG 20 DEN 18	Session: 3,313
28	A JPN 17 ALG 16	Session: 3,266
29	B SWE 26 ESP 25	Session: 3,266
30	B KOB 22 USA 22	Session: 3,288
31	SUI 18 ESP 17	Session: 3,310 7th/8th
32	SWE 26 ISL 24	Session: 3,310 5th/6th
33	USA 24 JPN 16	Session: 3,290 9th/10th
34	KOR 25 ALG 21	Session: 3,290 11th/12th
35	YUG 18 FRG 17	Session: 12,958 Gold
36	ROM 23 DEN 19	Session: 12,958 Bronze

Men/Tournament Scorer Standing / Aug.11

Hommes/tournoi Classement des buteurs ,11 Aout

RANK RANG	CTRY PAYS	NAME	GOALS / TOTAL	BUTS / 7-M	ASSISTS / ASSIST.	MATCHES
1	SWE	Jilsen, Bjorn	50	20	16	6
2	ROM	Stinga, Vasile	47	16	5	6
3	YUG	Isakovic, Mile	39	15	7	6
4	KOR	Kang, Jae-Won	33	10	3	6
5	ISL	Gunnarsson, Sigurdur	32	8	11	6
6	KOR	Kang, Tae-Koo	32	9	5	6
7	ROM	Dumitru, Marian	30	0	4	6
8	YUG	Vujovic, Veselin	28	9	10	6
9	ESP	Alonso, Cecilio	27	3	8	6
10	USA	Lash, Peter Waller	26	10	8	6
11	JPN	Yamamoto, Shinji	26	9	1	6
12	DEN	Rasmussen, Erik Veje	25	8	6	6
13	SUI	Platzer, Norwin	23	0	0	6
14	FRG	Wunderlich, Erhard	22	6	10	6
15	ESP	Puig, Jaime	22	0	6	6
16	KOR	Lee, Sang-Hyo	22	5	7	6
17	USA	Schneeberger, Thomas R.	21	6	0	6
18	YUG	Kalina, Milan	21	0	3	5
19	DEN	Jensen, Klaus Sletting	21	0	2	6
20	ALG	Bendjemil, Abdelkrim	21	10	11	6
21	ISL	Arason, Kristjan	20	6	6	6
22	ISL	Hilmarrsson, Atli	20	0	4	6
23	FRG	Fraatz, Jochen	20	4	0	6
24	SWE	Olofsson, Peter	19	0	3	6
25	SWE	Carlen, Per	19	0	2	6
26	YUG	Vukovic, Veselin	19	0	0	6
27	JPN	Gamo, Seimei	18	3	8	6
28	USA	Djokovich, Robert Ray	18	0	8	6
29	SWE	Sjogren, Sten	18	0	3	5
30	KOR	Park, Byung-Hong	18	0	2	6
31	SUI	Schaer, Max	17	0	6	6
32	SUI	Jehle, Peter	17	2	2	5
33	FRG	Paul, Michael	17	0	1	5
34	USA	Buehning, James Johann	16	0	6	6
35	ROM	Durau, Cornel	16	3	5	6
36	KOR	Choi, Tai-Sub	16	0	3	6
37	USA	Story, Joe B.	16	1	3	6
38	DEN	Roepstorff, Jens Erik	15	0	3	6
39	ESP	Ruiz, Julian	15	0	3	6
40	FRG	Roth, Ulrich	15	0	1	6
41	JPN	Matsui, Koji	15	0	1	6
42	DEN	Christensen, Morten Stig	14	0	4	6
43	FRG	Meffle, Arnulf	14	0	3	6
44	DEN	Hattesen, Hans Henrik	14	4	2	6
45	ESP	Serrano, Eugenio	14	2	0	6
46	ROM	Boros, Iosif	13	0	6	6
47	FRG	Neitzel, Rudiger	13	0	1	5
48	KOR	Lim, Yoyung-Chul	13	0	1	6
49	ALG	Draouci, Alousofiane	13	5	0	4
50	ROW	Voinea, Maricel	12	0	4	5
51	ISL	Gislason, Alfred	12	1	2	6
52	KOR	Ko, Suk-Chang	12	0	0	6
53	ALG	Azeb, Omar	12	0	0	6
54	SUI	Weber, Peter	11	0	5	6
55	JPN	Ikenoue, Takashi	11	1	3	6
56	ALG	Doballah, Mustapha	11	0	3	6
57	USA	Goss, Steven James	11	0	2	6
58	YUG	Radjenovic, Zdravko	10	0	5	6
59	ESP	Uria, Juan Jose	10	6	5	6
60	YUG	Elezovic, Jovan	10	0	5	6



RANK	CTRY	NAME	GOALS / BUTS	ASSISTS	MATCHES	
RANG			TOTAL	7-M ASSIST.		
61	SWE	Augustsson, Danny	10	0	4	5
62	ISL	Gudmundsson, Gudmundur	10	0	1	5
	ISL	Mathiesen, Thorgils	10	0	1	6
64	ESP	Munoz, JuanF.	9	1	4	5
65	FRG	Schwalb, Martin	9	1	3	6
66	SUI	Baetschmann, Juergen	9	0	2	5
	JPN	Takamura, Seiichi	9	0	2	6
68	ISL	Sigurdsson, Jakob	9	0	0	5
69	SUI	Mall, Uwe	9	0	0	6
	DEN	Gluver, Joergen	9	0	0	6
71	DEN	Dahl-Nielsen, Anders	8	0	5	6
72	FRG	Springel, Thomas	8	0	2	5
73	ALG	Belhocine, Djaffar	8	0	1	4
74	ESP	Cabanas, Juan Javier	8	0	1	5
75	ROM	Folker, Alexandru	8	0	1	6
76	ALG	Mekhnache, Mouloud	8	0	0	5
	DEN	Nielsen, Keld	8	1	0	5
78	ESP	Novoa, Juanl.	7	0	5	6
79	ALG	Mohamed Seghir, Zine Eddi	7	3	3	5
80	FRG	Schwenker, Uwe	7	0	2	1
81	DEN	Fenger, Peter Michael	7	0	2	5
82	ISL	Jensson, Thorbjorn	7	0	1	6
	SWE	Lindau, Mats	7	0	1	6
84	ROM	Oprea, Vasile	7	0	0	6
	DEN	Skaarup, Per	7	0	0	6
86	SWE	Ebbinge, Lennarth	6	0	4	3
87	SWE	Bengtsson, Goran	6	0	3	6
88	ALG	Benmaghsoula, Abdesselam	6	0	2	6
89	JPN	Taguchi, Katsutoshi	6	0	1	6
90	YUG	Zovko, Zdravko	5	1	3	6
91	YUG	Jurina, Pavo	5	1	2	6
92	ESP	DeLaPuente, Juan	5	0	1	4
93	SUI	Karrer, Heinz	5	3	1	5
94	JPN	Nishiyama, Kiyoshi	5	0	0	6
	FRG	Rauin, Dirk	5	0	0	6
96	SWE	Magnusson, Christer	4	0	4	6
97	SUI	Delhees, Max	4	1	3	4
98	SUI	Gassmann, Roland	4	2	0	4
	ALG	Ouhib, Azzedine	4	0	0	4
100	JPN	Ikoma, Yasuo	0	4	0	5
101	JPN	Nakamoto, Mitsuaki	0	4	0	6
102	ESP	Lopez, Rafael	2	3	0	5
103	DEN	Stroem, Michael	1	3	0	2
104	SWE	Jilsen, Par	1	3	0	6
105	ALG	Boudrali, Brahim	1	3	0	6
106	DEN	Haurum, Carsten	0	3	0	1
	ROM	Covaciu, Gheorghe	0	3	0	4
	ISL	Gudmundsson, Bjarni	0	3	0	4
	USA	Mc Vein, Joseph Bean	0	3	0	5
	ALG	Mokrani, Rachid	0	3	0	2
	ROM	Vasilca, Neculai	0	3	0	5
112	SWE	Hansson, Lars-Erik	1	2	0	2
113	YUG	Kuzmanovski, Slobodan	1	2	0	6
114	ROM	Berbece, Dumitru	0	2	1	1
115	SUI	Glaser, Martin	0	2	0	4
116	ROM	Bedivan, Mircea	0	2	0	6
	USA	Kirk, Stephen C.	0	2	0	6
118	FRG	Roth, Michael	1	1	0	2
119	SWE	Oberg, Per	1	1	0	3
120	YUG	Strbac, Branko	0	1	0	1
121	JPN	Seki, Kenzo	0	1	0	2
122	JPN	Sasaki, Nobuo	0	1	1	2
	ESP	Reino, Javier	0	1	1	2
124	ESP	Milian, Agustin	0	1	0	3
125	YUG	Rnic, Momir	0	1	0	4
126	USA	Lenard, Michael B.	0	1	0	5
127	KOR	Park, Young-Dae	0	1	0	6
	KOR	Kang, Duck-Boo	0	1	0	6
	ISL	Adalsteinsson, Thorbergur	0	1	0	6
130	ISL	Birgisson, J. Steinar	1	0	0	2
	ISL	Sveinsson, Sigurdur	1	0	0	2
	USA	Morava, Gregory E.	1	0	0	3
	USA	Kessler, William Michael	1	0	0	1
	KOR	Lim, Kyu-Ha	1	0	0	1

Hockey/Hockey

Officials

Federation Internationale de Hockey (FIH)

President/president	Etienne Glichitch (FRA)
Secretary-General/secretaire-general	J.A. Calzado de Castro (ESP)
Technical Delegates/deleques techniques	G. Vijanathan (MAL) (Men/hommes) Mercedes Corbacho (ESP) (Women/femmes)

LAOOC Administrative Staff/Personnel Administratif de LAOOC

Comissioner/commissaire	Tom Kemp
Competition Director and Sports Manager/directeur du competition	Aaron Sher
Venue Manager/manager de la venue	Richard Berg

Participants/Participants

Women Femmes	Competitors Competiteurs	Countries Pays	Men Hommes	Competitors Competiteurs	Countries Pays
	96	6		192	12

Legend/Legende

+	substitute in/remplaçant	OT	overtime/prolongation
-	substitute out/remplacé	(P)	number of goals scored during penalty strokes competition/ nombre de buts margués durant la compétition de pénalties
*	did not play/n' a pas joué	P. CORNERS	penalty corners/corners de pénalité
F. GOALS	field goals/buts	P. STROKES	penalty strokes/pénalties

**Weingart Stadium,
East Los Angeles College,
Monterey Park (20,000)**





Hockey

Women/Championship Pool				Femmes/poule de championnat			
Results Match 01/July31				Resultats match 01/31 Juil			
HOL 2 - NZL 1							
NO	NAY	GOALS BUTS	NAME	NO	NAY	GOALS BUTS	NAME
HALF-TIME/MI-TEMPS (1-0)							
HOL				NZL			
01	De Beus, Bernadette	0		01	Murdoch, Lesley	0	
02	Pos, Alette	*		02	Tilden, Barbara	*	
03	Zegers, Margriet	0		03	Clinton, Mary	0	
04-	Willemse, Laurien	0		04-	Mc Leish, Susan	0	
05	Eysvogel, Marjolein	0		05	Thomson, Isobel	0	
06	Boekhorst, Josephine	1		06	Mackie, Sandra	0	
07	Benninga, Carina	0		07	Smith, Jillian	0	
08	Le Poole, Alexandra	0		08+	Goulding, Jane	0	
09+	Hillen, Francisca	0		09	Blackman, Robyn	0	
00	Van Doorn, Marieke	0		10	Martin, Jan	0	
11	Von Weiler, Sophie	*		11	Kohere, Harina	0	
12	Van Manen, Aletta	*		12	Mc Donald, Jennifer	1	
13	Hendriks, Irene	0		13	Haig, Shirley	*	
14	Sevens, Elisabeth	0		14	Thompson, Catherine	0	
15	Ohr, Martine	*		15	Elliott, Lesley	*	
16	Nieuwenhuizen, Anneloes	*		16	Arthur, Christine	*	

Women/Championship Pool				Femmes/poule de championnat			
Statistics Match 01/July31				Statistiques match 01/31 Juil			
HOL				NZL			
		1ST HALF/DEMIE	2ND TOTAL			1ST HALF/DEMIE	2ND TOTAL
SNOTS ON GOAL/LANCERS AU BUT	6	4	10	2	1	3	
GOALS/BUTS	1	1	2	0	1	1	
SNOTS MISSED/LANCERS RATES	0	0	0	2	1	3	
FOULS/FAUTES	30	25	55	43	33	76	
P.CORNERS AWARDED/COINS ACCORDES	2	5	7	1	1	2	
P.CORNERS CONVERTED/COINS REUSSIS	0	1	1	0	0	0	
REBOUNDS/RETOURS	0	0	0	0	0	0	
P.STROKES AWARDED/COUPS PUN. ACCORDES	0	1	1	0	0	0	
P.STROKES CONVERTED/COUPS PUN. REUSSIS	0	0	0	0	0	0	
OFFSIDE/HORS JEU	2	3	5	3	0	3	
WARNINGS/AVERTISSEMENTS	0	0	0	1	2	3	
SUSPENSIONS/SUSPENSIONS	0	0	0	0	0	0	
EXPULSIONS/EXPULSIONS	0	0	0	0	0	0	
PLAYING TIME/DUREE : 35:22							

Women/Championship Pool				Femmes/poule de championnat			
Results Match 02/Aug.01				Resultats match 02/01 Aout			
AUS 2 - FRG 2							
NO	NAY	GOALS BUTS	NAME	NO	NAY	GOALS BUTS	NAME
HALF-TIME/MI-TEMPS (0-2)							
AUS				FRG			
01	Ireland, Kym	0		01	Thielemann, Ursula	*	
02	Tooth, Liane	*		02+	Drull, Elke	0	
03	Glossop, Pamela	0		03	Deininger, Beate	*	
04	Watkins, Susan	0		04	Moser, Christina	0	
05	Hillas, Lorraine	0		05-	Roth, Hella	0	
06	Leggatt, Robyn	0		06	Breiken, Dagmar	0	
07	Pisani, Sandra	1		07	Hagen, Birgit	0	
08	Gray, Penny	*		08-	Hahn, Birgit	0	
09	Holmes, Robyn	*		09-	Appel, Gabriele	0	
10	Buchanan, Sharon	1		10	Weiermann-Lietz, Andrea	0	
11	Aylmore, Marian	0		11	Lingnau, Corinna	1	
12	Pearce, Colleen	*		12	Koch, Martina	1	
13	Dorman, Loretta	0		13+	Schley, Gabriele	0	
14	Sunderland, Julene	0		14+	Ott, Patricia	0	
15	Heberle, Trisha	0		15	Schmid, Susanne	0	
16	Botfield, Evelyn	*		16	Landgraf, Sigrid	0	

Women/Championship Pool				Femmes/poule de championnat			
Statistics Match 02/Aug.01				Statistiques match 02/01 Aout			
AUS				FRG			
		1ST HALF/DEMIE	2ND TOTAL			1ST HALF/DEMIE	2ND TOTAL
SNOTS ON GOAL/LANCERS AU BUT	1	5	6	10	1	11	
GOALS/BUTS	0	2	2	2	0	2	
SNOTS MISSED/LANCERS RATES	1	0	1	2	0	2	
FOULS/FAUTES	22	21	43	14	28	42	
P.CORNERS AWARDED/COINS ACCORDES	1	4	5	10	2	12	
P.CORNERS CONVERTED/COINS REUSSIS	0	0	0	1	0	1	
REBOUNDS/RETOURS	1	0	1	0	0	0	
P.STROKES AWARDED/COUPS PUN. ACCORDES	0	0	0	0	0	0	
P.STROKES CONVERTED/COUPS PUN. REUSSIS	0	0	0	0	0	0	
OFFSIDE/HORS JEU	2	0	2	1	0	1	
WARNINGS/AVERTISSEMENTS	0	1	1	0	1	1	
SUSPENSIONS/SUSPENSIONS	0	0	0	0	0	0	
EXPULSIONS/EXPULSIONS	0	0	0	0	0	0	
PLAYING TIME/DUREE : 36:30							

Hockey

Women/Championship Pool				Femmes/poule de championnat			
Results Match 03/Aug.01				Resultats match 03/01 Aout			
USA 4 - CAN 1							
NO	NAME	GOALS BUTS	NAY	NO	NAY	GOALS BUTS	NAY
HALF-TIME/MI-TEMPS (2-0)							
CAN				USA			
01	Lambert, Laurie	0		01	Cheeseman, Gwen	0	
02	Creelman, Sharon	0		02	Anders, Beth	3	
03+	Major, Jean	0		03+	Mc Gahey, Kathleen	0	
04-	Branchaud, Laura	0		04	Miller, Anita	0	
05+	Beecroft, Lynne	0		05+	Buggy, Regina	0	
06	Andrews, Shelley	0		06	Larson-Mason, Christine	0	
07	Stoyka, Darlene	1		07	Beglin, Beth	1	
08	Ellis, Phyllis	0		08+	Place, Marcella	0	
09+	Hewlett, Karen	0		09	Staver, Julie	0	
10	Virjee, Diane	0		10	Moyer, Diane	*	
11-	Wheatley, Terry	0		11	Johnson, Sheryl	0	
12	Bauer, Lisa	*		12-	Morett, Charlene	0	
13	Forshaw, Sheila	0		13	Shelton, Karen	0	
14	Bayes, Sharon	*		14-	Stauffer, Brenda	0	
15	Mackinnon, Zoe	0		15-	Milne, Leslie	0	
16-	Charlton, Nancy	0		16	Strong, Judy	*	

Women/Championship Pool				Femmes/poule de championnat			
Statistics Match 03/Aug.01				Statistiques match 03/01 Aout			
CAN				USA			
		1ST HALF/DEMIE	2ND TOTAL			1ST HALF/DEMIE	2ND TOTAL
SNOTS ON GOAL/LANCERS AU BUT	4	4	a	7	2	9	
GOALS/BUTS	0	1	1	2	2	4	
SNOTS MISSED/LANCERS RATES	0	1	1	0	1	1	
FOULS/FAUTES	21	19	40	27	29	56	
P.CORNERS AWARDED/COINS ACCORDES	6	2	a	5	2	7	
P.CORNERS CONVERTED/COINS REUSSIS	0	0	0	2	1	3	
REBOUNDS/RETOURS	0	0	0	0	0	0	
P.STROKES AWARDED/COUPS PUN. ACCORDES	0	0	0	0	0	0	
P.STROKES CONVERTED/COUPS PUN. REUSSIS	0	0	0	0	0	0	
OFFSIDE/HORS JEU	1	0	1	0	1	1	
WARNINGS/AVERTISSEMENTS	0	0	0	0	1	1	
SUSPENSIONS/SUSPENSIONS	0	0	0	0	0	0	
EXPULSIONS/EXPULSIONS	0	0	0	0	0	0	
PLAYING TIME/DUREE : 32:55							

Women/Championship Pool				Femmes/poule de championnat			
Results Match 04/Aug.02				Resultats match 04/02 Aout			
AUS 3 - NZL 0							
NO	NAME	GOALS BUTS	NAM	NO	NAM	GOALS BUTS	NAM
HALF-TIME/MI-TEMPS (2-0)							
AUS				NZL			
01-	Ireland, Kym	0		01	Murdoch, Lesley	0	
02+	Tooth, Liane	0		02	Tilden, Barbara	*	
03-	Glossop, Pamela	0		03	Clinton, Mary	0	
04	Watkins, Susan	0		04+	Mc Leish, Susan	0	
05	Hillas, Lorraine	0		05-	Thomson, Isobel	0	
06	Leggatt, Robyn	0		06	Mackie, Sandra	0	
07	Pisani, Sandra	0		07	Smith, Jillian	0	
08	Gray, Penny	*		08	Goulding, Jane	0	
09	Holmes, Robyn	*		09	Blackman, Robyn	0	
10-	Buchanan, Sharon	1		10	Martin, Jan	0	
11	Aylmore, Marian	0		11-	Kohere, Harina	0	
12+	Pearce, Colleen	0		12	Mc Donald, Jennifer	0	
13	Dorman, Loretta	0		13-	Haig, Shirley	0	
14	Sunderland, Julene	1		14+	Thompson, Catherine	0	
15	Heberle, Trisha	1		15	Elliott, Lesley	*	
16+	Botfield, Evelyn	0		16+	Arthur, Christine	0	

Women/Championship Pool				Femmes/poule de championnat			
Statistics Match 04/Aug.02				Statistiques match 04/02 Aout			
AUS				NZL			
		1ST HALF/DEMIE	END TOTAL			1ST HALF/DEMIE	2ND TOTAL
SNOTS ON GOAL/LANCERS AU BUT	3	9	12	0	1	1	
GOALS/BUTS	2	1	3	0	0	0	
SNOTS MISSED/LANCERS RATES	2	1	3	1	1	2	
FOULS/FAUTES	36	27	63	35	31	66	
P.CORNERS AWARDED/COINS ACCORDES	5	4	9	1	2	3	
P.CORNERS CONVERTED/COINS REUSSIS	1	0	1	0	0	0	
REBOUNDS/RETOURS	0	0	0	0	0	0	
P.STROKES AWARDED/COUPS PUN. ACCORDES	0	1	1	0	0	0	
P.STROKES CONVERTED/COUPS PUN. REUSSIS	0	0	0	0	0	0	
OFFSIDE/HORS JEU	1	0	1	2	0	2	
WARNINGS/AVERTISSEMENTS	0	0	0	0	0	0	
SUSPENSIONS/SUSPENSIONS	0	0	0	0	0	0	
EXPULSIONS/EXPULSIONS	0	0	0	0	0	0	
PLAYING TIME/DUREE : 37:37							



Women/Championship Pool
Results Match 05 / Aug. 03

Femmes/poule de championnat
Resultats match 05/03 Aout

HOL 2 - USA 1			
NO	NAME	GOALS BUTS	NO NAME GOALS BUTS
HALF-TIME/MI-TEMPS (1-0)			
HOL		USA	
01	De Beus, Bernadette	0	01 Cheeseman, Gwen 0
02	Pos, Alette	*	02 Anders, Beth 1
03	Zegers, Margriet	0	03+ Mc Gahey, Kathleen 0
04-	Willemse, Laurien	0	04 Miller, Anita 0
05	Eysvogel, Marjolein	0	05 Buggy, Regina *
06	Boekhorst, Josephine	1	06- Larson-Mason, Christine 0
07	Benninga, Carina	0	07- Beglin, Beth 0
08	Le Poole, Alexandra	0	08+ Place, Marcella 0
09	Hillen, Francisca	0	09 Staver, Julie 0
10	Van Doom, Marieke	1	10 Moyer, Diane *
11	Von Weiler, Sophie	0	11 Johnson, Sheryl 0
12	Van Manen, Aletta	*	12- Morett, Charlene 0
13	Hendriks, Irene	0	13 Shelton, Karen 0
14	Sevens, Elisabeth	0	14 Stauffer, Brenda 0
15	Ohr, Martine	*	15 Milne, Leslie 0
16	Nieuwenhuizen, Anneloes	*	16+ Strong, Judy 0

Women/Championship Pool
Results Match 07/Aug.04

Femmes/poule de championnat
Resultats match 07/04 Aout

USA 2 - NZL 0			
NO	NAME	GOALS BUTS	NO NAME GOALS BUTS
HALF-TIME/MI-TEMPS (1-0)			
NZL		USA	
01	Murdoch, Lesley	0	01- Cheeseman, Gwen 0
02	Tilden, Barbara	0	02 Anders, Beth 2
03	Clinton, Mary	0	03+ Mc Gahey, Kathleen 0
04	Mc Leish, Susan	0	04 Miller, Anita 0
05	Thomson, Isobel	0	05 Buggy, Regina *
06	Mackie, Sandra	0	06- Larson-Mason, Christine 0
07	Smith, Jillian	*	07 Beglin, Beth 0
08	Goulding, Jane	0	08 Place, Marcella *
09	Blackman, Robyn	0	09 Staver, Julie 0
10	Martin, Jan	0	10+ Moyer, Diane 0
11-	Kohere, Harina	0	11 Johnson, Sheryl 0
12	Mc Donald, Jennifer	0	12- Morett, Charlene 0
13-	Haig, Shirley	0	13 Shelton, Karen 0
14-	Thompson, Catherine	0	14 Stauffer, Brenda 0
15+	Elliott, Lesley	0	15 Milne, Leslie 0
16+	Arthur, Christine	0	16+ Strong, Judy 0

Women/Championship Pool
Statistics Match 05/Aug.03

Femmes/poule de championnat
Statistiques match 05/03 Aout

	HOL			USA		
	1ST	2ND	TOTAL	1ST	2ND	TOTAL
	HALF/DEMIE			HALF/DEMIE		
SHOTS ON GOAL/LANCERS AU BUT	2	4	6	1	7	a
GOALS/BUTS	1	1	2	0	1	1
SHOTS MISSED/LANCERS RATES	0	0	0	3	2	5
FOULS/FAUTES	44	43	87	28	32	60
P.CORNERS AWARDED/COINS ACCORDES	2	2	4	4	5	9
P.CORNERS CONVERTED/COINS REUSSIS	1	0	1	0	1	1
REBOUNDS/RETOURS	0	3	3	0	1	1
P.STROKES AWARDED/COUPS PUN. ACCORDES	0	1	1	0	0	0
P.STROKES CONVERTED/COUPS PUN. REUSSIS	0	1	1	0	0	0
OFFSIDE/HORS JEU	0	1	1	1	1	2
WARNINGS/AVERTISSEMENTS	1	1	2	0	0	0
SUSPENSIONS/SUSPENSIONS	0	0	0	0	0	0
EXPULSIONS/EXPULSIONS	0	0	0	0	0	0

PLAYING TIME/DUREE : 32:46

Women/Championship Pool
Statistics Match 07/Aug.04

Femmes/poule de championnat
Statistiques match 07/04 Aout

	NZL			USA		
	1ST	2ND	TOTAL	1ST	2ND	TOTAL
	HALF/DEMIE			HALF/DEMIE		
SHOTS ON GOAL/LANCERS AU BUT	2	2	4	3	2	5
GOALS/BUTS	0	0	0	1	1	2
SHOTS MISSED/LANCERS RATES	11	2	2	2	0	2
FOULS/FAUTES	32	23	55	33	41	74
P.CORNERS AWARDED/COINS ACCORDES	3	4	7	2	1	3
P.CORNERS CONVERTED/COINS REUSSIS	0	0	0	1	1	2
REBOUNDS/RETOURS	0	0	0	0	0	0
P.STROKES AWARDED/COUPS PUN. ACCORDES	0	0	0	0	0	0
P.STROKES CONVERTED/COUPS PUN. REUSSIS	0	0	0	0	0	0
OFFSIDE/HORS JEU	3	0	3	1	2	3
WARNINGS/AVERTISSEMENTS	0	0	0	0	2	2
SUSPENSIONS/SUSPENSIONS	0	0	0	0	0	0
EXPULSIONS/EXPULSIONS	0	0	0	0	0	0

PLAYING TIME/DUREE : 33:06

Women/Championship Pool
Results Match 06/Aug.03

Femmes/poule de championnat
Resultats match 08/03 Aout

FRG 3 - CAN 0			
NO	NAME	GOALS BUTS	NO NAME GOALS BUTS
HALF-TIME/MI-TEMPS (1-0)			
CAN		FRG	
01+	Lambert, Laurie	0	01 Thielemann, Ursula *
02-	Creelman, Sharon	0	02 Drull, Elke *
03	Major, Jean	0	03+ Deininger, Beate 0
04-	Branchaud, Laura	0	04 Moser, Christina 1
05	Beecroft, Lynne	0	05- Roth, Hella 0
06	Andrews, Shelley	0	06- Breiken, Dagmar 0
07	Stoyka, Darlene	0	07 Hagen, Birgit 0
08	Ellis, Phyllis	0	08 Hahn, Birgit 0
09+	Hewlett, Karen	0	09 Appel, Gabriele 1
10	Virjee, Diane	0	10 Weiermann-Lietz, Andrea 0
11-	Wheatley, Terry	0	11 Lingnau, Corinna 1
12+	Bauer, Lisa	0	12 Koch, Martina 0
13	Forshaw, Sheila	0	13+ Schley, Gabriele 1
14	Bayes, Sharon	*	14 Ott, Patricia 1
15	Mackinnon, Zoe	0	15 Schmid, Susanne 0
16	Charlton, Nancy	*	16 Landgraf, Sigrid 0

Women/Championship Pool
Results Match 08/Aug.05

Femmes/poule de championnat
Resultats match 08/05 Aout

HOL 6 - FRG 2			
NO	NAME	GOALS BUTS	NO NAME GOALS NUTS
HALF-TIME/MI-TEMPS (3-2)			
FRG		HOL	
01	Thielemann, Ursula	*	01- De Beus, Bernadette 0
02	Drull, Elke	*	02+ Pos, Alette 0
03	Deininger, Beate	*	03- Zegers, Margriet 0
04	Moser, Christina	0	04 Willemse, Laurien *
05	Roth, Hella	0	05 Eysvogel, Marjolein 1
06	Breiken, Dagmar	0	06 Boekhorst, Josephine 2
07	Hagen, Birgit	0	07- Benninga, Carina 0
08	Hahn, Birgit	0	08 Le Poole, Alexandra 0
09	Appel, Gabriele	0	09 Hillen, Francisca 0
10-	Weiermann-Lietz, Andrea	0	10 Van Boom, Marieke 1
11	Lingnau, Corinna	0	11 Von Weiler, Sophie 2
12	Koch, Martina	2	12+ Van Manen, Aletta 0
13	Schley, Gabriele	1	13 Hendriks, Irene 0
14+	Ott, Patricia	0	14 Sevens, Elisabeth 0
15	Schmid, Susanne	0	15 Ohr, Martine *
16	Landgraf, Sigrid	0	16+ Nieuwenhuizen, Anneloes 0

Women/Championship Pool
Statistics Match 06/Aug.03

Femmes/poule de championnat
Statistiques match 06/03 Aout

	CAN			FRG		
	1ST	2ND	TOTAL	1ST	2ND	TOTAL
	HALF/DEMIE			HALF/DEMIE		
SHOTS ON GOAL/LANCERS AU BUT	2	5	7	3	2	5
GOALS/BUTS	0	0	0	1	2	3
SHOTS MISSED/LANCERS RATES	1	1	2	1	1	2
FOULS/FAUTES	30	21	51	23	33	56
P.CORNERS AWARDED/COINS ACCORDES	2	a	10	21	3	3
P.CORNERS CONVERTED/COINS REUSSIS	0	0	0	0	1	1
REBOUNDS/RETOURS	0	0	0	0	0	0
P.STROKES AWARDED/COUPS PUN. ACCORDES	1	0	1	1	0	1
P.STROKES CONVERTED/COUPS PUN. REUSSIS	0	0	0	1	0	1
OFFSIDE/HORS JEU	2	2	4	0	0	0
WARNINGS/AVERTISSEMENTS	0	1	1	0	1	1
SUSPENSIONS/SUSPENSIONS	0	0	0	0	0	0
EXPULSIONS/EXPULSIONS	0	0	0	0	0	0

PLAYING TIME/DUREE : 35:22

Women/Championship Pool
Statistics Match 08/Aug.05

Femmes/poule de championnat
Statistiques match 08/05 Aout

	FRG			HOL		
	1ST	2ND	TOTAL	1ST	2ND	TOTAL
	HALF/DEMIE			HALF/DEMIE		
SHOTS ON GOAL/LANCERS AU GUT	4	1	5	8	6	14
GOALS/BUTS	2	0	2	3	3	6
SHOTS MISSED/LANCERS RATES	3	1	4	1	3	4
FOULS/FAUTES	22	28	50	31	33	64
P.CORNERS AWARDED/COINS ACCORDES	6	2	8	3	4	7
P.CORNERS CONVERTED/COINS REUSSIS	1	0	1	2	0	2
REBOUNDS/RETOURS	0	1	1	1	0	1
P.STROKES AWARDED/COUPS PUN. ACCORDES	0	0	0	0	1	1
P.STROKES CONVERTED/COUPS PUN. REUSSIS	0	0	0	0	1	1
OFFSIDE/HORS JEU	0	0	0	1	0	1
WARNINGS/AVERTISSEMENTS	1	0	1	1	0	1
SUSPENSIONS/SUSPENSIONS	0	0	0	0	0	0
EXPULSIONS/EXPULSIONS	0	0	0	0	0	0

PLAYING TIME/DUREE : 33:22

Hockey

Women/Championship Pool Results Match 09/Aug.05

CAN 2 - AUS 1		Femmes/poule de championnat	
NO	NAME	GOALS BUTS	NO NAME GOALS BUTS
HALF-TIME/MI-TEMPS (1-1)			
AUS		CAN	
01	Ireland, Kym	0	01 Lambert, Laurie *
02	Tooth, Liane	*	02 Creelman, Sharon *
03	Glossop, Pamela	0	03 Major, Jean 0
04-	Watkins, Susan	1	04 Branchaud, Laura 1
05	Hillas, Lorraine	0	05 Beecroft, Lynne 0
06	Leggatt, Robyn	0	06 Andrews, Shelley 0
07	Pisani, Sandra	0	07 Stoyka, Darlene 0
08	Gray, Penny	*	08 Ellis, Phyllis 0
09+	Holmes, Robyn	0	09 Hewlett, Karen *
10	Buchanan, Sharon	0	10 Virjee, Diane 0
11	Aylmore, Marian	0	11 Wheatley, Terry 0
12+	Pearce, Colleen	0	12 Bauer, Lisa *
13-	Dorman, Loretta	0	13 Forshaw, Sheila 1
14	Sunderland, Julene	0	14 Bayes, Sharon 0
15	Heberle, Trisha	0	15 Mackinnon, Zoe *
16	Botfield, Evelyn	*	16 Charlton, Nancy 0

Women/Championship Pool Statistics Match 09/Aug.05

	AUS			CAN		
	1ST HALF	2ND HALF	TOTAL	1ST HALF	2ND HALF	TOTAL
SHOTS ON GOAL/LANCERS AU BUT	1	3	4	2	2	4
GOALS/BUTS	1	0	1	1	1	2
SHOTS MISSED/LANCERS RATES	1	2	3	1	0	1
FOULS/FAUTES	18	22	40	33	27	60
P.CORNERS AWARDED/COINS ACCORDES	1	3	4	1	1	2
P.CORNERS CONVERTED/COINS REUSSIS	0	0	0	0	1	1
REBOUNDS/RETOURS	0	0	0	0	0	0
P.STROKES AWARDED/COUPS PUN. ACCORDES	0	0	0	0	0	0
P.STROKES CONVERTED/COUPS PUN. REUSSIS	0	0	0	0	0	0
OFFSIDE/HORS JEU	1	0	1	1	0	1
WARNINGS/AVERTISSEMENTS	0	0	0	0	0	0
SUSPENSIONS/SUSPENSIONS	0	0	0	0	0	0
EXPULSIONS/EXPULSIONS	0	0	0	0	0	0

PLAYING TIME/DUREE : 39:22

Women/Championship Pool Results Match 10/Aug.06

FRG 1 - NZL 0		Femmes/poule de championnat	
NO	NAME	GOALS BUTS	NO NAME GOALS BUTS
HALF-TIME/MI-TEMPS (0-0)			
FRG		NZL	
01	Thielemann, Ursula	0	01 Murdoch, Lesley 0
02	Drull, Elke	1	02 Tilden, Barbara *
03	Deiningner, Beate	*	03 Clinton, Mary 0
04	Moser, Christina	0	04 Mc Leish, Susan 0
05	Roth, Hella	0	05 Thomson, Isobel 0
06	Breiken, Dagmar	0	06 Mackie, Sandra 0
07	Hagen, Birgit	0	07+ Smith, Jillian 0
08	Hahn, Birgit	0	08- Goulding, Jane 0
09	Appel, Gabriele	0	09 Blackman, Robyn 0
10+	Weiermann-Lietz, Andrea	0	10- Martin, Jan 0
11	Lingnau, Corinna	0	11 Kohere, Harina *
12	Koch, Martina	0	12 Mc Donald, Jennifer 0
13+	Schley, Gabriele	0	13 Haig, Shirley *
14	Ott, Patricia	1	14 Thompson, Catherine 0
15	Schmid, Susanne	1	15 Elliott, Lesley 0
16-	Landgraf, Sigrid	0	16+ Arthur, Christine 0

Women/Championship Pool Statistics Match 10/Aug.06

	FRG			NZL		
	1ST HALF	2ND HALF	TOTAL	1ST HALF	2ND HALF	TOTAL
SHOTS ON GOAL/LANCERS AU BUT	7	2	9	0	2	2
GOALS/BUTS	0	1	1	0	0	0
SHOTS MISSED/LANCERS RATES	4	0	4	0	0	0
FOULS/FAUTES	32	37	69	34	19	53
P.CORNERS AWARDED/COINS ACCORDES	6	1	7	0	3	3
P.CORNERS CONVERTED/COINS REUSSIS	0	0	0	0	0	0
REBOUNDS/RETOURS	0	1	1	1	0	1
P.STROKES AWARDED/COUPS PUN. ACCORDES	0	0	0	0	0	0
P.STROKES CONVERTED/COUPS PUN. REUSSIS	0	0	0	0	0	0
OFFSIDE/HORS JEU	2	1	3	0	1	1
WARNINGS/AVERTISSEMENTS	0	0	0	0	1	1
SUSPENSIONS/SUSPENSIONS	0	0	0	0	0	0
EXPULSIONS/EXPULSIONS	0	0	0	0	0	0

PLAYING TIME/DUREE : 36:17

Hockey

Women/Championship Pool Results Match 11 /Aug. 07

CAN 2 - HOL 2		Femmes/poule de championnat	
NO	NAME	GOALS BUTS	NO NAME GOALS BUTS
HALF-TIME/MI-TEMPS (0-1)			
CAN		HOL	
01	Lambert, Laurie	*	01 De Beus, Bernadette 0
02	Creelman, Sharon	*	02 Pos, Alette *
03	Major, Jean	0	03 Zegers, Margriet 0
04	Branchaud, Laura	0	04+ Willemse, Laurien 1
05	Beecroft, Lynne	0	05 Eysvogel, Marjolein 0
06	Andrews, Shelley	0	06 Boekhorst, Josephine 0
07	Stoyka, Darlene	1	07 Benninga, Carina 0
08	Ellis, Phyllis	0	08 Le Poole, Alexandra 0
09	Hewlett, Karen	*	09- Hillen, Francisca 0
10	Virjee, Diane	0	10 Van Boom, Marieke 0
11	Wheatley, Terry	0	11 Von Weiler, Sophie 1
12	Bauer, Lisa	*	12 Van Manen, Aletta *
13	Forshaw, Sheila	1	13 Hendriks, Irene 0
14	Bayes, Sharon	0	14 Sevens, Elisabeth 0
15	Mackinnon, Zoe	*	15 Ohr, Martine *
16	Charlton, Nancy	0	16 Nieuwenhuizen, Anneloes *

Women/Championship Pool Statistics Match 11 /Aug. 07

	CAN			HOL		
	1ST HALF	2ND HALF	TOTAL	1ST HALF	2ND HALF	TOTAL
SHOTS ON GOAL/LANCERS AU BUT	2	5	7	6	12	18
GOALS/BUTS	0	2	2	1	1	2
SHOTS MISSED/LANCERS RATES	1	0	1	1	6	7
FOULS/FAUTES	26	42	68	35	22	57
P.CORNERS AWARDED/COINS ACCORDES	3	0	3	4	7	11
P.CORNERS CONVERTED/COINS REUSSIS	0	0	0	0	1	1
REBOUNDS/RETOURS	0	1	1	2	0	2
P.STROKES AWARDED/COUPS PUN. ACCORDES	0	0	0	0	0	0
P.STROKES CONVERTED/COUPS PUN. REUSSIS	0	0	0	0	0	0
OFFSIDE/HORS JEU	1	0	1	0	0	0
WARNINGS/AVERTISSEMENTS	0	0	0	0	0	0
SUSPENSIONS/SUSPENSIONS	0	0	0	0	0	0
EXPULSIONS/EXPULSIONS	0	0	0	0	0	0

PLAYING TIME/DUREE : 37:03

Women/Championship Pool Results Match 12/Aug.07

AUS 3 - USA 1		Femmes/poule de championnat	
NO	NAME	GOALS BUTS	NO NAME GOALS BUTS
HALF-TIME/MI-TEMPS (2-1)			
AUS		USA	
01	Ireland, Kym	0	01 Cheeseman, Gwen 0
02	Tooth, Liane	*	02 Anders, Beth 1
03	Glossop, Pamela	0	03+ Mc Gahey, Kathleen 0
04	Watkins, Susan	0	04 Miller, Anita 0
05	Hillas, Lorraine	0	05 Buggy, Regina *
06	Leggatt, Robyn	0	06- Larson-Mason, Christine 0
07	Pisani, Sandra	0	07 Beglin, Beth 0
08+	Gray, Penny	0	08+ Place, Marcella 0
09	Holmes, Robyn	*	09 Staver, Julie 0
10	Buchanan, Sharon	0	10 Moyer, Diane *
11	Aylmore, Marian	0	11 Johnson, Sheryl 0
12-	Pearce, Colleen	0	12- Morett, Charlene 0
13	Dorman, Loretta	1	13 Shelton, Karen 0
14	Sunderland, Julene	1	14- Stauffer, Brenda 0
15	Heberle, Trisha	2	15 Milne, Leslie 0
16	Botfield, Evelyn	*	16+ Strong, Judy 0

Women/Championship Pool Statistics Match 12/Aug.07

	AUS			USA		
	1ST HALF	2ND HALF	TOTAL	1ST HALF	2ND HALF	TOTAL
SHOTS ON GOAL/LANCERS AU BUT	2	3	5	7	4	11
GOALS/BUTS	2	1	3	1	0	1
SHOTS MISSED/LANCERS RATES	1	0	1	2	0	2
FOULS/FAUTES	31	32	63	27	41	68
P.CORNERS AWARDED/COINS ACCORDES	2	1	3	7	5	12
P.CORNERS CONVERTED/COINS REUSSIS	1	1	2	1	0	1
REBOUNDS/RETOURS	3	0	3	0	1	1
P.STROKES AWARDED/COUPS PUN. ACCORDES	0	0	0	0	0	0
P.STROKES CONVERTED/COUPS PUN. REUSSIS	0	0	0	0	0	0
OFFSIDE/HORS JEU	0	0	0	1	0	1
WARNINGS/AVERTISSEMENTS	0	1	1	1	0	1
SUSPENSIONS/SUSPENSIONS	0	0	0	0	0	0
EXPULSIONS/EXPULSIONS	0	0	0	0	0	0

PLAYING TIME/DUREE : 38:29



Women/Championship Pool
Results Match 13/Aug.09

Femmes/poule de championnat
Resultats match 13/09 Aout

FRG 1 - USA 1			
NO	NAME	GOALS BUTS	NO NAME GOALS BUTS
HALF-TIME/MI-TEMPS (0-1)			
FRG		USA	
01	Thielemann, Ursula	0	01 Cheeseman, Gwen 0
02	Droll, Elke	*	02 Anders, Beth 1
03	Deiningner, Beate	*	03+ Mc Gahey, Kathleen 0
04	Moser, Christina	0	04 Miller, Anita 0
05	Roth, Hella	0	05+ Buggy, Regina 0
06	Breiken, Dagmar	0	06 Larson-Mason, Christine 0
07	Hagen, Birgit	0	07 Beglin, Beth 0
08	Hahn, Birgit	1	08 Place, Marcella *
09	Appel, Gabriele	0	09- Staver, Julie 0
10	Weiermann-Lietz, Andrea	*	10 Moyer, Diane *
11	Lingnau, Corinna	0	11 Johnson, Sheryl 0
12	Koch, Martina	0	12- Morett, Charlene 0
13	Schley, Gabriele	*	13 Shelton, Karen 0
14	Ott, Patricia	0	14- Stauffer, Brenda 0
15	Schmid, Susanne	*	15 Milne, Leslie 0
16	Landgraf, Sigrid	0	16+ Strong, Judy 0

Women/Championship Pool
Statistics Match 13/Aug.09

Femmes/poule de championnat
Statistiques match 13/09 Aout

	FRG			USA		
	1ST HALF	2ND HALF	TOTAL	1ST HALF	2ND HALF	TOTAL
SNOTS ON GOAL/LANCERS AU BUT	4	4	8	2	3	5
GOALS/BUTS	0	1	1	1	0	1
SHOTS MISSED/LANCERS RATES	0	2	2	0	0	0
FOULS/FAUTES	30	33	63	53	35	88
P.CORNERS AWARDED/COINS ACCORDES	2	2	4	2	1	3
P.CORNERS CONVERTED/COINS REUSSIS	0	0	0	1	0	1
REBOUNDS/RETOURS	1	0	1	2	0	2
P.STROKES AWARDED/COUPS PUN. ACCORDES	0	0	0	0	0	0
P.STROKES CONVERTED/COUPS PUN. REUSSIS	0	0	0	0	0	0
OFFSIDE/HORS JEU	2	3	5	0	0	0
WARNINGS/AVERTISSEMENTS	0	1	1	0	3	3
SUSPENSIONS/SUSPENSIONS	0	0	0	0	0	0
EXPULSIONS/EXPULSIONS	0	0	0	0	0	0

PLAYING TIME/DUREE : 36:22

Women/Championship Pool
Results Match 14/Aug.10

Femmes/poule de championnat
Resultats match 14/10 Aout

CAN 4 - NZL 1			
NO	NAME	GOALS BUTS	NO NAME GOALS BUTS
HALF-TIME/MI-TEMPS (3-0)			
CAN		NZL	
01+	Lambert, Laurie	0	01 Murdoch, Lesley *
02	Creelman, Sharon	*	02 Tilden, Barbara 0
03-	Major, Jean	0	03 Clinton, Mary 1
04	Branchaud, Laura	1	04 Mc Leish, Susan 0
05	Becroft, Lynne	0	05 Thomson, Isobel 0
06	Andrews, Shelley	0	06 Mackie, Sandra 0
07	Stoyka, Darlene	1	07 Smith, Jillian *
08-	Ellis, Phyllis	0	08 Goulding, Jane 0
09+	Hewlett, Karen	0	09 Blackman, Robyn *
10	Virjee, Diane	0	10 Martin, Jan 0
11	Wheatley, Terry	1	11+ Kohere, Harina 0
12+	Bauer, Lisa	0	12 Mc Donald, Jennifer 0
13	Forsshaw, Sheila	1	13+ Haig, Shirley 0
14	Bayes, Sharon	0	14- Thompson, Catherine 0
15	Mackinnon, Zoe	*	15- Elliott, Lesley 0
16-	Charlton, Nancy	0	16 Arthur, Christine 0

Women/Championship Pool
Statistics Match 14/Aug.10

Femmes/poule de championnat
Statistiques match 14/10 Aout

	CAN			NZL		
	1ST HALF	2ND HALF	TOTAL	1ST HALF	2ND HALF	TOTAL
SHOTS ON GOAL/LANCERS AU BUT	5	7	12	1	2	3
GOALS/BUTS	3	1	4	0	1	1
SHOTS MISSED/LANCERS RATES	3	2	5	3	2	5
FOULS/FAUTES	27	41	68	31	34	65
P.CORNERS AWARDED/COINS ACCORDES	4	4	8	3	5	8
P.CORNERS CONVERTED/COINS REUSSIS	1	0	1	0	1	1
REBOUNDS/RETOURS	0	0	0	2	4	6
P.STROKES AWARDED/COUPS PUN. ACCORDES	1	0	1	0	0	0
P.STROKES CONVERTED/COUPS PUN. REUSSIS	1	0	1	0	0	0
OFFSIDE/HORS JEU	0	0	0	0	0	0
WARNINGS/AVERTISSEMENTS	0	0	0	0	0	0
SUSPENSIONS/SUSPENSIONS	0	0	0	0	0	0
EXPULSIONS/EXPULSIONS	0	0	0	0	0	0

PLAYING TIME/DUREE : 38:46

Women/Championship Pool
Results Match 15/Aug.10

Femmes/poule de championnat
Resultats match 15/10 Aout

HOL 2 - AUS 0			
NO	NAME	GOALS BUTS	NO NAME GOALS BUTS
HALF-TIME/MI-TEMPS (0-0)			
AUS		HOL	
01	Ireland, Kym	0	01 De Beus, Bernadette 0
02	Tooth, Liane	*	02 Pos, Alette *
03	Glossop, Pamela	0	03 Zegers, Margriet 0
04	Watkins, Susan	0	04+ Willemse, Laurien 0
05	Hillas, Lorraine	0	05- Eysvogel, Marjolein 0
06	Leggatt, Robyn	0	06 Boekhorst, Josephine 1
07	Pisani, Sandra	0	07 Benninga, Carina 0
08	Gray, Penny	*	08- Le Poole, Alexandra 0
09+	Holmes, Robyn	0	09 Hillen, Francisca 0
10	Buchanan, Sharon	0	10 Van Boom, Marieke 0
11	Aylmore, Marian	0	11 Von Weiler, Sophie 1
12-	Pearce, Colleen	0	12+ Van Manen, Aletta 0
13	Dorman, Loretta	*	13 Hendriks, Irene 0
14	Sunderland, Julene	0	14- Sevens, Elisabeth 0
15	Heberle, Trisha	0	15+ Ohr, Martine 0
16	Botfield, Evelyn	*	16 Nieuwenhuizen, Anneloes *

Women/Championship Pool
Statistics Match 15/Aug.10

Femmes/poule de championnat
Statistiques match 15/10 Aout

	AUS			HOL		
	1ST HALF	2ND HALF	TOTAL	1ST HALF	2ND HALF	TOTAL
SNOTS ON GOAL/LANCERS AU BUT	3	1	4	0	2	2
GOALS/BUTS	0	0	0	0	2	2
SHOTS MISSED/LANCERS RATES	0	2	2	1	0	1
FOULS/FAUTES	29	26	55	43	46	89
P.CORNERS AWARDED/COINS ACCORDES	1	5	6	2	4	6
P.CORNERS CONVERTED/COINS REUSSIS	0	0	0	0	2	2
REBOUNDS/RETOURS	0	0	0	1	1	2
P.STROKES AWARDED/COUPS PUN. ACCORDES	0	0	0	0	0	0
P.STROKES CONVERTED/COUPS PUN. REUSSIS	0	0	0	0	0	0
OFFSIDE/HORS JEU	1	0	1	2	1	3
WARNINGS/AVERTISSEMENTS	0	0	0	0	0	0
SUSPENSIONS/SUSPENSIONS	0	0	0	0	0	0
EXPULSIONS/EXPULSIONS	0	0	0	0	0	0

PLAYING TIME/DUREE : 38:46

Women/Championship Pool
Team Standing / Aug. 10

Femmes/poule de championnat
Classement des equipes / 10 Aout

COUNTRY PAYS	PLAYED JOUES	WON GAGNES	LOST PERDUS	TIED NULS	FOR AGAINST POUR CONTRE	POINTS
1 HOL	5	4	0	1	14 6	9
2 FRG	5	2	1	2	9 9	6
*3 USA	5	2	2	1	9 7	5
4 AUS	5	2	2	1	9 7	5
5 CAN	5	2	2	1	9 11	5
6 NZL	5	0	5	0	2 12	0

* = PENALTY STROKE COMPETITION FOR THE BRONZE MEDAL/
COMPETITION DE COUPS DE PENALTY POUR LA MEDAILLE DE BRONZE: AUS 5-USA 10

POOL PROGRESS/DEROULEMENT DE LA POULE

	HOL	NZL	AUS	FRG	CAN	USA
HOL	X	2- 1	2- 0	6- 2	2- 2	2- 1
NZL	1- 2	X	0- 3	0- 1	1- 4	0- 2
AUS	0- 2	3- 0	X	2- 2	1- 2	3- 1
FRG	2- 6	1- 0	2- 2	X	3- 0	1- 1
CAN	2- 2	4- 1	2- 1	0- 3	X	1- 4
USA	1- 2	2- 0	1- 3	1- 1	4- 1	X

Match Summary

Match Sommaire

MATCH	ATTENDANCE	
1 HOL 2 NZL 1	3,338	
2 AUS 2 FRG 2	2,594	
3 USA 4 CAN 1	4,735	
4 AUS 3 NZL 0	3,055	
5 HOL 2 USA 1	3,402	
6 FRG 3 CAN 0	5,062	
7 USA 2 NZL 0	10,300	
8 HOL 6 FRG 2	3,661	
9 CAN 2 AUS 1	8,916	
10 FRG 1 NZL 0	5,166	
11 CAN 2 HOL 2	5,463	
12 AUS 3 USA 1	8,350	
13 FRG 1 USA 1	12,331	
14 CAN 4 NZL 1	4,612	
15 HOL 2 AUS 0	7,693	

Hockey

Women/Championship Pool Scorer Standing / Aug. 10

RANK	CTRY	NAME	TOTAL	F. GOALS BUTS	P. STROKES COUPS PEN.	P. CORNERS COINS PEN.
1	USA	Anders, Beth	a	0	0	a
2	HOL	Boekhorst, Josephine	5	0	0	5
	HOL	Von Weiler, Sophie	5	4	0	1
4	CAN	Forshaw, Sheila	4	3	0	1
5	FRG	Koch, Martina	3	1	0	2
	AUS	Heberle, Trisha	3	0	0	3
	CAN	Stoyka, Darlene	3	2	1	0
a	AUS	Buchanan, Sharon	2	2	0	0
	FRG	Lingnau, Corinna	2	1	1	0
	HOL	Van Boom, Marieke	2	0	2	0
	AUS	Sunderland, Julene	2	2	0	0
	CAN	Branchaud, Laura	2	2	0	0
13	NZL	Mc Donald, Jennifer	1	1	0	0
	AUS	Pisani, Sandra	1	1	0	0
	USA	Beglin, Beth	1	1	0	0
	FRG	Appel, Gabriele	1	1	0	0
	FRG	Moser, Christina	1	0	0	1
	HOL	Eysvogel, Marjolein	1	1	0	0
	AUS	Watkins, Susan	1	1	0	0
	FRG	Ott, Patricia	1	1	0	0
	HOL	Willemse, Laurien	1	0	0	1
	FRG	Hahn, Birgit	1	1	0	0
	CAN	Wheatley, Terry	1	0	0	1
	NZL	Clinton, Mary	1	0	0	1
TOTAL			53	25	4	24

Hockey

Menn/Pool A Results Match 01/July29

AUS 5 - MAL 0				Hommes/poule a Resultats match 01/29 Juil			
NO	NAME	GOALS BUTS	ND	NAME	GOALS BUTS	ND	NAME
HALF-TIME/MI-TEMPS (1-0)							
AUS				MAL			
01-	Charlesworth, Richard	0	01	Zainal Abidin, Ahmad Fadz	0		
02	Irvine, James	0	02	Atan, Yahya	*		
03	Batch, Colin	0	03	Foo, Keat Seong	0		
04-	Bell, David	0	04	Kulwant Singh, Sukhyinder	0		
05	Berce, Adrian	*	05+	Chew, Michael	*		
06+	Boyce, Grant	*	06	Kyndan Singh, Sarjit Sing	0		
07	Davies, Craig	0	07	Van Huizen, Stephen G.	0		
08	Haselhurst, Peter	1	08-	Chet Singh, Jagjit Singh	0		
09	King, Treva	0	09	Bin-Krim, Boon Mustafa	0		
10	Leece, Terry	*	10	Nunis, Kevin C.	0		
11+	Mittton, Grant	*	11	Ow, Soon Kooi	0		
12+	Nobbs, Michael	*	12+	Tam, Cheo Sing	*		
13	Patmore, Nigel	0	13-	Murugasen, Shurentheran	0		
14-	Smith, Trevor	0	14	Poon, Fook Loke	0		
15	Snowden, Neil	0	15	Santa Maria, Colin Hugh	*		
16	Walsh, Terry	4	16	Abbas, Zulkiffi	*		

Men/Pool A Statistics Match 01/July29

AUS			MAL		
1ST HALF/DEMIE	2ND HALF/DEMIE	TOTAL	1ST HALF/DEMIE	2ND HALF/DEMIE	TOTAL
SHOTS ON GOAL/LANCERS AU BUT					
4	a	12	3	1	4
GOALS/BUTS					
1	4	5	0	0	0
SHOTS MISSED/LANCERS RATES					
0	1	1	0	0	0
FOULS/FAUTES					
39	26	65	36	a	42
P.CORNERS AWARDED/COINS ACCORDES					
2	1	3	3	1	4
P.CORNERS CONVERTED/COINS REUSSIS					
0	0	0	0	0	0
REBOUNDS/RETOURS					
0	0	0	1	0	1
P.STROKES AWARDED/COUPS PUN. ACCORDES					
0	0	0	1	0	1
P.STROKES CONVERTED/COUPS PUN. REUSSIS					
0	0	0	0	0	0
OFFSIDE/HORS JEU					
2	2	4	1	0	1
WARNINGS/AVERTISSEMENTS					
1	0	1	1	0	1
SUSPENSIONS/SUSPENSIONS					
0	0	0	1	0	1
EXPULSIONS/EXPULSIONS					
0	0	0	0	0	0
PLAYING TIME/DUREE : 39:43					

Menn/Pool A Results Match 02 /July 29

FRG 3 - ESP 1				Hommes/poule a Resultats match 02/29 Juil			
NO	NAME	GOALS BUTS	ND	NAME	GOALS BUTS	ND	NAME
HALF-TIME/MI-TEMPS (1-1)							
ESP				FRG			
01	Agut, Jose	0	01	Bassemir, Christian	0		
02	Cabot, Javier	0	02	Frank, Yobias	*		
03	Arbos, Juan	0	03	Hanel, Ulrich	0		
04	Gomez, Andres	0	04	Fischer, Carsten	1		
05	Peon, Juan Carlos	0	05+	Hurter, Joachim	0		
06	Arbos, Jaime	0	06-	Schmidt-Oppet, Ekkhard	0		
07	Cabot, Ricardo	*	07-	Krull, Reinhard	1		
08	Malgosa, Juan	0	08	Peter, Michael	1		
09-	Roca, Carlos	1	09	Blocher, Stefan	0		
10	Bordas, Mariano	0	10-	Keller, Andreas	0		
11+	Cobos, Ignacio	*	11+	Reck, Thomas	0		
12	Oliva, Jorge	*	12	Slawyk, Maekku	0		
13	Depaz, Miguel	0	13	Gunst, Thomas	*		
14	Escude, Ignacio	*	14	Dopp, Heiner	0		
15	Malgosa, Santiago	0	15	Fried, Volker	0		
16	Garcia, Jose Miguel	*	16+	Brinkmann, Dirk	0		

Men/Pool A Statistics Match 02/July 29

ESP			FRG		
1ST HALF/DEMIE	2ND HALF/DEMIE	TOTAL	1ST HALF/DEMIE	2ND HALF/DEMIE	TOTAL
SHOTS ON GOAL/LANCERS AU BUT					
6	2	a	1	2	3
GOALS/BUTS					
1	0	1	1	2	3
SHOTS MISSED/LANCERS RATES					
0	1	1	1	0	1
FOULS/FAUTES					
27	17	44	26	34	60
P.CORNERS AWARDED/COINS ACCORDES					
2	2	4	2	2	4
P.CORNERS CONVERTED/COINS REUSSIS					
0	0	0	1	1	2
REBOUNDS/RETOURS					
0	0	0	0	0	0
P.STROKES AWARDED/COUPS PUN. ACCORDES					
0	0	0	0	0	0
P.STROKES CONVERTED/COUPS PUN. REUSSIS					
0	0	0	0	0	0
OFFSIDE/HORS JEU					
0	1	1	0	0	0
WARNINGS/AVERTISSEMENTS					
1	0	1	1	0	1
SUSPENSIONS/SUSPENSIONS					
1	0	1	1	0	1
EXPULSIONS/EXPULSIONS					
0	0	0	0	0	0
PLAYING TIME/DUREE : 35:34					



Men/Pool A
Results Match 03/July29

Hommes/poule a
Resultats match 03/29 Juil

IND 5 - USA 1					
NO	NAME	GOALS BUTS	NO NAME	GOALS BUTS	
HALF-TIME/MI-TEMPS (2-1)					
IND		USA			
01	James, Romeo	0	01	Barakat, Mohammed	0
02	Topno, Manohar	0	02	Barrett, Ken	0
03	Sharma, Vineet Kumar	0	03+	Cox, Rawle	0
04	Maneypanda, Somaya	0	04-	Fernandes, Trevor	0
05	Carvaho, Joaquinmartin	1	05	Gregg, Scott	*
06	Singh, Rajinder	*	06	Iqbal, Manzar	0
07	Kumar, Charanjit	1	07	Kraus, Michael	0
08	Femandis, Mervyn	2	08	Lipscher, Randy	0
09	Singh, Hardeep	0	09	Mc Michael, David	0
10	Mohd, Shahid	1	10	Newton, Gary	0
11	Zafar, Iqbal	0	11	Newton, Michael	0
12	Singh, Nila Komol	*	12	Spencer, Brian	0
13	Grewal, Iqbaljit	*	13	Stebbins, Morgan	*
14	Singh, Ravinder Pal	0	14	Stiles, Robert	*
15	Gomes, Marcellusmark	*	15	Stone, Andrew	1
16	Syed, Jalaludin	*	16	Traverso, Nigel	*

Men/Pool A
Statistics Match 03/July29

Hommes/poule a
Statistiques match 03/29 Juil

	IND			USA		
	1ST HALF	2ND DEMIE	TOTAL	1ST HALF	2ND DEMIE	TOTAL
SNOTS ON GOAL/LANCERS AU BUT	5	6	11	3	0	3
GOALS/BUTS	2	3	5	1	0	1
SNOTS MISSED/LANCERS RATES	0	2	2	0	0	0
FOULS/FAUTES	25	38	63	23	20	43
P.CORNERS AWARDED/COINS ACCORDES	4	2	6	2	2	4
P.CORNERS CONVERTED/COINS REUSSIS	0	0	0	0	0	0
REBOUNDS/RETOURS	0	0	0	0	0	0
P.STROKES AWARDED/COUPS PUN. ACCORDES	0	1	1	1	0	1
P.STROKES CONVERTED/COUPS PUN. REUSSIS	0	1	1	1	0	1
OFFSIDE/HORS JEU	1	3	4	1	0	1
WARNINGS/AVERTISSEMENTS	2	0	2	1	0	1
SUSPENSIONS/SUSPENSIONS	0	1	1	0	2	2
EXPULSIONS/EXPULSIONS	0	0	0	0	0	0

PLAYING TIME/DUREE : 37:41

Men/Pool B
Results Match 04/July30

Hommes/poule b
Resultats match 04/30 Juil

HOL 4 - CAN 1					
NO	NAME	GOALS BUTS	NO NAME	GOALS BUTS	
HALF-TIME/MI-TEMPS (2-1)					
CAN		HOL			
01	Austin, Julian	*	01	Hermans, Petrus	0
02	Goodwin, Ken	0	02+	Den Hartog, Arno	0
03	Caruso, Pat	*	03	Diepaveen, Cees Jan	1
04	Bissett, Dave	0	04	Pierik, Henricus	0
05	Burrows, Patrick	0	05	Doyer, Theodoor	*
06-	Smith, Rob	0	06	Van T Hek, Thomas	0
07	Sandhu, Neki	0	07	Van Asbeck, Peter	1
08	Cholakis, Ernest	0	08-	Van Asbeck, Willem	0
09-	Hladky, William	0	09	Kruize, Hans	0
10	Chohan, Satinder	0	10	Kruize, Ties	1
11+	Fernades, Aaron	0	11	Steens, Ronaldus	0
12	Rutledge, Ross	1	12+	Kruize, Jan Hidde	0
13+	Plummer, Reg	0	13	Bos, Alexander	*
14-	Rai, Harbhajan	0	14-	Bouwman, Roderik	0
15+	Macpherson, Bruce	0	15	Klaassen, Rene	*
16	Porrirt, Trevor	0	16	Van Grimbergen, Maarten	1

Men/Pool B
Statistics Match 04/July30

Hommes/poule b
Statistiques match 04/30 Juil

	CAN			HOL		
	1ST HALF	2ND DEMIE	TOTAL	1ST HALF	2ND DEMIE	TOTAL
SNOTS ON GOAL/LANCERS AU BUT	9	6	15	1	1	2
GOALS/BUTS	2	2	4	1	0	1
SNOTS MISSED/LANCERS RATES	2	1	3	0	3	3
FOULS/FAUTES	7	26	33	29	20	49
P.CORNERS AWARDED/COINS ACCORDES	4	2	6	0	2	2
P.CORNERS CONVERTED/COINS REUSSIS	0	0	0	0	0	0
REBOUNDS/RETOURS	0	0	0	3	1	4
P.STROKES AWARDED/COUPS PUN. ACCORDES	0	1	1	0	0	0
P.STROKES CONVERTED/COUPS PUN. REUSSIS	0	1	1	0	0	0
OFFSIDE/HORS JEU	0	0	0	1	1	2
WARNINGS/AVERTISSEMENTS	0	0	0	1	0	1
SUSPENSIONS/SUSPENSIONS	0	0	0	1	0	1
EXPULSIONS/EXPULSIONS	0	0	0	0	0	0

PLAYING TIME/DUREE : 38:16

Men/Pool B
Results Match 05/July30

Hommes/poule b
Resultats match 05/30 Juil

NZL 3 - PAK 3					
NO	NAME	GOALS BUTS	NO NAME	GOALS BUTS	
HALF-TIME/MI-TEMPS (1-1)					
NZL		PAK			
01	Archibald, Jeffrey	0	01	Moinuddin, G.	0
02	Bhikha, Husmukh	*	02	Zia, Qasim	0
03	Brown, Christopher	0	03	Ali, Nasir	0
04-	Camoutos, George	0	04	Rashid, A.	0
05	Daji, Peter	3	05	Mehmood, Ayaz	0
06+	Gallen, Laurence	0	06	Akhtar, Haem	*
07	Grimshaw, Stuart	0	07	Kaleemullah	0
08	Laurence, Trevor	*	08-	Hussain, Manzoor	0
09	Mc Leod, Grant	0	09	Sardar, Hasan	3
10+	Miskimmin, Brent	0	10-	Khan, Hanir	0
11	Miskimmin, Peter	0	11	Hameed, Khlid	0
12-	Parkin, Arthur	0	12	Khan, Shahid Ali	*
13	Patel, Ramesh	0	13	Dar, Tauqeer	1
14	Wilson, Robin	0	14	Ahmed, Ishtiaq	0
15	Marquet, Maurice	*	15+	Sherwani, Salleem	0
16	Sligo, Graham	0	16+	Ahmad, Mushtaq	0

Man/Pool B
Statistics Match 05/July30

Hommes/poule b
Statistiques match 05/30 Juil

	PAK			NZL		
	1ST HALF	2ND DEMIE	TOTAL	1ST HALF	2ND DEMIE	TOTAL
SNOTS ON GOAL/LANCERS AU BUT	7	6	13	3	5	8
GOALS/BUTS	1	2	3	1	2	3
SNOTS MISSED/LANCERS RATES	1	1	2	0	2	2
FOULS/FAUTES	36	23	59	30	19	49
P.CORNERS AWARDED/COINS ACCORDES	4	5	9	4	5	9
P.CORNERS CONVERTED/COINS REUSSIS	0	0	0	0	0	0
REBOUNDS/RETOURS	0	0	0	0	0	0
P.STROKES AWARDED/COUPS PUN. ACCORDES	0	0	0	0	0	0
P.STROKES CONVERTED/COUPS PUN. REUSSIS	0	0	0	0	0	0
OFFSIDE/HORS JEU	2	2	4	1	1	2
WARNINGS/AVERTISSEMENTS	1	1	2	0	0	0
SUSPENSIONS/SUSPENSIONS	0	0	0	0	0	0
EXPULSIONS/EXPULSIONS	0	0	0	0	0	0

PLAYING TIME/DUREE : 35:16

Men/Pool B
Results Match 08/July30

Hommes/poule b
Resultats match 09/30 Juil

GBR 2 - KEN 1					
NO	NAME	GOALS BUTS	NO NAME	GOALS BUTS	
HALF-TIME/MI-TEMPS (1-1)					
GBR		KEN			
01	Taylor, Ian	0	01	Oduol, Emmanuel	0
02	Pappin, Vervan	1	02	Akumu, Julius	0
03	Martin, Stephen	1	03	Alubaha, Lucas	1
04	Barber, Paul	0	04	Omondi, Michael	0
05	Catrail, Robert	0	05-	Saini, Parminder	0
06	Potter, Jonathon	0	06	Panesar, Manjeet	0
07	Dodds, Richard	0	07-	Panesar, Jitender	0
08	Mc Connell, William	0	08	Akatsa, Peter	0
09-	Hughes, Norman	0	09-	Kular, Harvinder	0
10	Westcott, David	0	10	Otambo, Chris	0
11	Leman, Richard	*	11	Daved, Brajinder	0
12	Batchelor, Stephen	0	12+	Femandes, Raphael	0
13	Kerly, Sean	2	13	Chhabra, Sunil	*
14	Duthie, James	0	14+	Sehmi, Sarabjit	0
15+	Bhaura, Kulbir	0	15+	Otieno, Eric	0
16+	Precious, Mark	0	16	Mutinda, Julius	*

Menn/Pool B
Statistics Match 05/July30

Hommes/poule b
Statistiques match 06/30 Juil

	GBR			KEN		
	1ST HALF	2ND DEMIE	TOTAL	1ST HALF	2ND DEMIE	TOTAL
SNOTS ON GOAL/LANCERS AU BUT	2	4	6	3	1	4
GOALS/BUTS	1	1	2	1	0	1
SNOTS MISSED/LANCERS RATES	2	2	4	2	1	3
FOULS/FAUTES	39	37	76	31	36	67
P.CORNERS AWARDED/COINS ACCORDES	1	3	4	1	1	2
P.CORNERS CONVERTED/COINS REUSSIS	0	0	0	1	0	1
REBOUNDS/RETOURS	0	1	1	0	0	0
P.STROKES AWARDED/COUPS PUN. ACCORDES	0	0	0	0	0	0
P.STROKES CONVERTED/COUPS PUN. REUSSIS	0	0	0	0	0	0
OFFSIDE/HORS JEU	1	1	2	0	0	0
WARNINGS/AVERTISSEMENTS	0	0	0	1	2	3
SUSPENSIONS/SUSPENSIONS	0	0	0	0	1	1
EXPULSIONS/EXPULSIONS	0	0	0	0	0	0

PLAYING TIME/DUREE : 38:37

Hockey

Men/Pool A Results Match 07/July31			Hommes/poule a Resultats match 07/31 Juil		
AUS 3 - ESP 1					
NO	NAME	GOALS BUTS	NO	NAME	GOALS BUTS
HALF-TIME/MI-TEMPS (1-1)					
AUS			ESP		
01	Charlesworth, Richard	0	01	Agut, Jose	0
02	Irvine, James	1	02	Cabot, Javier	0
03	Batch, Colin	0	03	Arbos, Juan	0
04	Bell, David	0	04-	Gomez, Andres	0
05	Berce, Adrian	*	05-	Peon, JuanCarlos	0
06+	Boyce, Grant	0	06	Arbos, Jaime	0
07	Davies, Craig	0	07	Cabot, Ricardo	0
08	Haselhurst, Peter	1	08	Malgosa, Juan	0
09	King, Treva	0	09	Roca, Carlos	1
10+	Leece,Terry	0	10	Bordas, Mariano	0
11	Mitton, Grant	*	11+	Cobos, Ignacio	0
12	Nobbs, Michael	0	12+	Olivia, Jorge	0
13-	Patmore, Nil	1	13	Depaz, Miquel	0
14-	Smith, Trevor	0	14	Escude, Ignacio	*
15	Snowden, Neil	0	15	Malgosa, Santiago	0
16	Walsh, Terry	1	16	Garcia, Jose Miguel	*

Men/Pool A Statistics Match 07/July31			Hommes/poule a Statistiques match 07/31 Juil		
		AUS			ESP
		1ST HALF/DEMIE	2ND HALF/DEMIE	TOTAL	1ST HALF/DEMIE
		2ND HALF/DEMIE	TOTAL	1ST HALF/DEMIE	2ND HALF/DEMIE
		TOTAL	TOTAL	TOTAL	TOTAL
SHOTS ON GOAL/LANCERS AU BUT		3	2	5	4
GOALS/BUTS		1	2	3	1
SHOTS MISSED/LANCERS RATES		7	2	9	1
FOULS/FAUTES		24	22	46	28
P.CORNERS AWARDED/COINS ACCORDES		1	3	4	2
P.CORNERS CONVERTED/COINS REUSSIS		0	0	0	0
REBOUNDS/RETOURS		0	0	0	0
P.STROKES AWARDED/COUPS PUN. ACCORDES		0	0	0	0
P.STROKES CONVERTED/COUPS PUN. REUSSIS		0	0	0	0
OFFSIDE/HORS JEU		0	2	2	0
WARNINGS/AVERTISSEMENTS		0	1	1	0
SUSPENSIONS/SUSPENSIONS		0	1	1	0
EXPULSIONS/EXPULSIONS		0	0	0	0
PLAYING TIME/DUREE : 39:24					

Men/Pool A Results Match 08/July31			Hommes/poule a Resultats match 08/31 Juil		
FRG 4 - USA 0					
NO	NAME	GOALS BUTS	NO	NAME	GOALS BUTS
HALF-TIME/MI-TEMPS (3-0)					
FRG			USA		
01	Bassemer, Christian	1	01	Barakat, Mohammed	0
02	Frank, Yobias	0	02	Barrett, Ken	0
03	Hanel, Ulrich	0	03-	Cox, Rawle	0
04-	Fischer, Carsten	0	04+	Fernandes, Trevor	0
05+	Hurter, Joachim	0	05	Gregg, Scott	0
06	Schmidt-Oppet, Ekkhard	0	06	Iqbal, Manzar	0
07-	Krull, Reinhard	0	07	Kraus, Michael	*
08	Peter, Michael	0	08	Lipscher, Randy	0
09	Blocher, Stefan	1	09	Mc Michael, David	0
10-	Keller, Andreas	0	10	Newton, Gary	0
11+	Reck, Thomas	0	11	Newton, Michael	0
12	Slawyk, Maekku	1	12-	Spencer, Brian	0
13+	Gunst, Thomas	0	13	Stebbins, Morgan	*
14	Dopp, Heiner	2	14	Stiles, Robert	1
15	Fried, Volker	0	15	Stone, Andrew	0
16	Brinkmann, Dirk	*	16+	Traverso, Nigel	0

Men/Pool A Statistics Match 08/July31			Hommes/poule a Statistiques match 08/31 Juil		
		FRG			USA
		1ST HALF/DEMIE	2ND HALF/DEMIE	TOTAL	1ST HALF/DEMIE
		2ND HALF/DEMIE	TOTAL	1ST HALF/DEMIE	2ND HALF/DEMIE
		TOTAL	TOTAL	TOTAL	TOTAL
SHOTS ON GOAL/LANCERS AU BUT		7	5	12	4
GOALS/BUTS		3	1	4	0
SHOTS MISSED/LANCERS RATES		4	4	8	0
FOULS/FAUTES		30	23	53	23
P.CORNERS AWARDED/COINS ACCORDES		1	2	3	4
P.CORNERS CONVERTED/COINS REUSSIS		0	0	0	0
REBOUNDS/RETOURS		0	1	1	1
P.STROKES AWARDED/COUPS PUN. ACCORDES		0	0	0	0
P.STROKES CONVERTED/COUPS PUN. REUSSIS		0	0	0	0
OFFSIDE/HORS JEU		1	2	3	0
WARNINGS/AVERTISSEMENTS		1	0	1	0
SUSPENSIONS/SUSPENSIONS		1	0	1	0
EXPULSIONS/EXPULSIONS		0	0	0	0
PLAYING TIME/DUREE : 41:11					

Hockey

Men/Pool A Results Match 09/July31			Hommes/poule a Resultats match 09/31 Juil		
IND 3 - MAL 1					
NO	NAME	GOALS BUTS	NO	NAME	GOALS BUTS
HALF-TIME/MI-TEMPS (1-1)					
IND			MAL		
01	James, Romeo	0	01	Zainal Abidin, Ahmad Fadz	0
02	Topno, Manohar	0	02	Atan, Yahya	0
03	Sharma, Vineet Kumar	3	03	Foo, Keat Seong	1
04	Maneypanda, Somaya	0	04	Kulwant Singh, Sukhyinder	*
05	Carvaho, Joaquimmartin	0	05+	Chew, Michael	0
06	Singh, Rajinder	0	06	Kyndan Singh, Sarjit Sing	0
07	Kumar, Charanjit	0	07	Van Huizen, Stephen G.	0
08	Fernandis, Mervyn	0	08	Chet Singh, Jagjit Singh	0
09	Singh, Hardeep	0	09+	Bin-Krim, Soon Mustafa	0
10-	Mohd, Shahid	0	10	Nunis, Kevin C.	0
11	Zafar, Iqbal	0	11-	Ow, Soon Kooi	0
12	Singh, Nila Komol	*	12+	Tam, Cheo Sing	0
13	Grewal, Iqbaljit	*	13-	Murugasen, Shurentheran	0
14	Singh, Ravinder Pal	1	14	Poon, Fook Loke	0
15+	Gomes, Marcellusmark	0	15-	Santa Maria, Colin Hugh	0
16	Syed, Jalaludin	1	16	Abbas, Zulkiffi	1

Men/Pool A Statistics Match 09/July31			Hommes/poule a Statistiques match 09/31 Juil		
		IND			MAL
		1ST HALF/DEMIE	2ND HALF/DEMIE	TOTAL	1ST HALF/DEMIE
		2ND HALF/DEMIE	TOTAL	1ST HALF/DEMIE	2ND HALF/DEMIE
		TOTAL	TOTAL	TOTAL	TOTAL
SHOTS ON GOAL/LANCERS AU BUT		1	3	4	2
GOALS/BUTS		1	2	3	1
SHOTS MISSED/LANCERS RATES		3	1	4	1
FOULS/FAUTES		17	23	40	33
P.CORNERS AWARDED/COINS ACCORDES		2	2	4	2
P.CORNERS CONVERTED/COINS REUSSIS		1	2	3	1
REBOUNDS/RETOURS		0	0	0	0
P.STROKES AWARDED/COUPS PUN. ACCORDES		0	0	0	0
P.STROKES CONVERTED/COUPS PUN. REUSSIS		0	0	0	0
OFFSIDE/HORS JEU		1	1	2	1
WARNINGS/AVERTISSEMENTS		0	0	0	1
SUSPENSIONS/SUSPENSIONS		0	4	4	0
EXPULSIONS/EXPULSIONS		0	0	0	0
PLAYING TIME/DUREE :					

Men/Pool B Results Match 10/Aug.01			Hommes/poule b Resultats match 10/01 Aout		
HOL 3 - NZL 1					
NO	NAME	GOALS BUTS	NO	NAME	GOALS BUTS
HALF-TIME/MI-TEMPS (1-0)					
HOL			NZL		
01	Hermans, Petrus	0	01	Archibald, Jeffrey	0
02	Den Hartog, Arno	*	02	Bhikha, Husmukh	*
03	Diepeveen, Cees Jan	0	03	Brown, Christopher	0
04	Pierik, Henricus	0	04	Carnoutsos, George	0
05+	Doyer, Theodoor	0	05-	Daji, Peter	0
06	Van'Thek, Thomas	0	06+	Gallen, Laurence	0
07	Van Asbeck, Peter	0	07	Grimshaw, Stuart	0
08	Van Asbeck, Willem	0	08	Laurence, Trevor	*
09	Kruize, Hans	0	09	Mc Leod, Grant	1
10	Kruize, Ties	1	10	Miskimmin, Brent	*
11	Steens, Ronaldus	0	11	Miskimmin, Peter	0
12	Kruize, Jan Hidde	1	12	Parkin, Arthur	0
13	Bos, Alexander	1	13	Patel, Ramesh	0
14	Bouwman, Roderik	1	14	Wilson, Robin	0
15	Kiaassen, Rene	*	15	Marquet, Maurice	*
16	Van Grimbergen, Maarten	1	16	Sligo, Graham	0

Men/Pool B Statistics Match 10/Aug.01			Hommes/poule b Statistiques match 10/01 Aout		
		HOL			NZL
		1ST HALF/DEMIE	2ND HALF/DEMIE	TOTAL	1ST HALF/DEMIE
		2ND HALF/DEMIE	TOTAL	1ST HALF/DEMIE	2ND HALF/DEMIE
		TOTAL	TOTAL	TOTAL	TOTAL
SHOTS ON GOAL/LANCERS AU BUT		5	2	7	0
GOALS/BUTS		1	2	3	0
SHOTS MISSED/LANCERS RATES		2	2	4	2
FOULS/FAUTES		40	41	81	24
P.CORNERS AWARDED/COINS ACCORDES		3	0	3	2
P.CORNERS CONVERTED/COINS REUSSIS		1	0	1	0
REBOUNDS/RETOURS		0	0	0	1
P.STROKES AWARDED/COUPS PUN. ACCORDES		0	0	0	0
P.STROKES CONVERTED/COUPS PUN. REUSSIS		0	0	0	0
OFFSIDE/HORS JEU		1	1	2	0
WARNINGS/AVERTISSEMENTS		1	0	1	0
SUSPENSIONS/SUSPENSIONS		0	0	0	0
EXPULSIONS/EXPULSIONS		0	0	0	0
PLAYING TIME/DUREE : 41:19					



Men/Pool B
Results Match 11/Aug.01

Hommes/poule b
Resultats match 11/01 Aout

PAK 3 - KEN 0				
NO	NAME	GOALS BUTS	NO NAME	GOALS BUTS
HALF-TIME/MI-TEMPS (3-0)				
KEN		PAK		
01	Oduol, Emmanuel	*	01	Moinuddin, G.
02	Akumu, Julius	0	02	Zia, Qasim
03	Alubaha, Lucas	0	03	Ali, Nasir
04	Omondi, Michael	0	04	Rashid, A.
05-	Saini, Parminder	0	05	Mehmood, Ayaz
06	Panesar, Manjeet	0	06	Akhtar, Naeem
07	Panesar, Jitender	0	07	Kaleemullah
08	Akatsa, Peter	0	08	Hussain, Manzoor
09	Kular, Harvinder	1	09	Sardar, Hasan
10	Otambo, Chris	0	10	Khan, Hanir
11	Daved, Brajinder	0	11-	Hameed, Khlid
12+	Fernandes, Raphael	0	12	Khan, Shahid Ali
13-	Chhabra, Sunil	0	13	Dar, Tauqeer
14	Sehmi, Sarabjit	*	14	Ahmed, Ishtiaq
15+	Otieno, Eric	0	15	Sherwani, Salleem
16	Mutinda, Julius	0	16+	Ahmad, Mushtaq

Men/Pool B
Statistics Match 11/Aug.01

Hommes/poule b
Statistiques match 11/01 Aout

	KEN			PAK		
	1ST	2ND	TOTAL	1ST	2ND	TOTAL
	HALF/DEMIE			HALF/DEMIE		
SHOTS ON GOAL/LANCERS AU BUT	0	1	1	6	5	11
GOALS/BUTS	0	0	0	3	0	3
SHOTS MISSED/LANCERS RATES	0	0	0	3	3	6
FOULS/FAUTES	27	19	46	25	25	50
P.CORNERS AWARDED/COINS ACCORDES	2	1	3	2	2	4
P.CORNERS CONVERTED/COINS REUSSIS	0	0	0	0	0	0
REBOUNDS/RETOURS	1	0	1	0	0	0
P.STROKES AWARDED/COUPS PUN. ACCORDES	0	0	0	1	0	1
P.STROKES CONVERTED/COUPS PUN. REUSSIS	0	0	0	0	0	0
OFFSIDE/HORS JEU	0	0	0	1	2	3
WARNING/AVERTISSEMENTS	1	0	1	1	0	1
SUSPENSIONS/SUSPENSIONS	0	2	2	0	1	1
EXPULSIONS/EXPULSIONS	0	0	0	0	0	0

PLAYING TIME/DUREE : 42:37

Men/Pool B
Results Match 12/Aug.01

Hommes/poule b
Resultats match 12/01 Aout

GBR 3 - CAN 1				
NO	NAME	GOALS BUTS	NO NAME	GOALS BUTS
HALF-TIME/MI-TEMPS (2-0)				
CAN		GBR		
01	Austin, Julian	*	01	Taylor, Ian
02	Goodwin, Ken	0	02	Pappin, Veryan
03+	Caruso, Pat	0	03	Martin, Stephen
04	Bissett, Dave	0	04	Barber, Paul
05	Burrows, Patrick	0	05	Cattrall, Robert
06	Smith, Rob	0	06	Potter, Jonathon
07	Sandhu, Neki	0	07	Dodds, Richard
08	Cholakis, Ernest	0	08	Mc Connell, William
09	Hladky, William	*	09-	Hughes, Norman
10	Chohan, Satinder	0	10-	Westcott, David
11+	Fernades, Aaron	0	11+	Leman, Richard
12	Rutledge, Ross	1	12	Batchelor, Stephen
13+	Plummer, Reg	0	13	Kerly, Sean
14-	Rai, Harbhajan	0	14	Duthie, James
15-	Macpherson, Bruce	0	15	Bhaura, Kulbir
16-	Porrirt, Trevor	0	16+	Precious, Mark

Men/Pool B
Statistics Match 12/Aug.01

Hommes/poule b
Statistiques match 12/01 Aout

	CAN			GBR		
	1ST	2ND	TOTAL	1ST	2ND	TOTAL
	HALF/DEMIE			HALF/DEMIE		
SHOTS ON GOAL/LANCERS AU BUT	2	2	4	4	3	7
GOALS/BUTS	0	1	1	2	1	3
SHOTS MISSED/LANCERS RATES	2	0	2	3	3	6
FOULS/FAUTES	31	26	57	22	21	43
P.CORNERS AWARDED/COINS ACCORDES	1	1	2	2	0	2
P.CORNERS CONVERTED/COINS REUSSIS	0	0	0	1	0	1
REBOUNDS/RETOURS	0	0	0	0	0	0
P.STROKES AWARDED/COUPS PUN. ACCORDES	0	0	0	0	0	0
P.STROKES CONVERTED/COUPS PUN. REUSSIS	0	0	0	0	0	0
OFFSIDE/HORS JEU	1	1	2	0	1	1
WARNING/AVERTISSEMENTS	0	0	0	0	0	0
SUSPENSIONS/SUSPENSIONS	0	0	0	0	0	0
EXPULSIONS/EXPULSIONS	0	0	0	0	0	0

PLAYING TIME/DUREE : 39:05

Menn/Pool A
Results Match 13/Aug.02

Hommes/poule a
Resultats match 13/02 Aout

IND 4 - ESP 3				
NO	NAME	GOALS BUTS	NO NAME	GOALS BUTS
HALF-TIME/MI-TEMPS (2-0)				
ESP		IND		
01	Agut, Jose	0	01	James, Romeo
02	Cabot, Javier	0	02	Topno, Manohar
03	Arbos, Juan	0	03	Sharma, Vineet Kumar
04	Gomez, Andres	*	04	Maneypanda, Somaya
05+	Peon, Juan Carlos	0	05	Carvaho, Joaquimmartin
06	Arbos, Jaime	2	06	Singh, Rajinder
07	Cabot, Ricardo	0	07	Kumar, Charanjii
08	Malgosa, Juan	0	08	Fernandis, Mervyn
09-	Roca, Carlos	0	09	Singh, Hardeep
10	Bordas, Mariano	0	10	Mohd ,Shahid
11	Cobos, Ignacio	0	11	Zafar, Iqbal
12	Olivia, Jorge	*	12	Singh, Nila Komol
13	Depaz, Miguel	0	13	Grewal, Iqbaljit
14	Escude, Ignacio	*	14	Singh, Ravinder Pal
15	Malgosa, Santiago	1	15	Gomes, Marcullusmark
16	Garcia, Jose Miguel	*	16	Syed, Jalaludin

Men/Pool A
Statistics Match 13/Aug.02

Hommes/poule a
Statistiques match 13/02 Aout

	ESP			IND		
	1ST	2ND	TOTAL	1ST	2ND	TOTAL
	HALF/DEMIE			HALF/DEMIE		
SHOTS ON GOAL/LANCERS AU BUT	0	4	4	2	4	6
GOALS/BUTS	0	3	3	2	2	4
SHOTS MISSED/LANCERS RATES	1	0	1	0	0	0
FOULS/FAUTES	32	30	62	25	24	49
P.CORNERS AWARDED/COINS ACCORDES	0	2	2	0	1	1
P.CORNERS CONVERTED/COINS REUSSIS	0	2	2	0	0	0
REBOUNDS/RETOURS	0	0	0	0	0	0
P.STROKES AWARDED/COUPS PUN. ACCORDES	0	0	0	0	0	0
P.STROKES CONVERTED/COUPS PUN. REUSSIS	0	0	0	0	0	0
OFFSIDE/HORS JEU	0	1	1	5	1	6
WARNING/AVERTISSEMENTS	0	1	1	2	2	4
SUSPENSIONS/SUSPENSIONS	0	1	1	0	0	0
EXPULSIONS/EXPULSIONS	0	0	0	0	0	0

PLAYING TIME/DUREE : 39:06

Men/Pool A
Results Match 14/Aug.02

Hommes/poule a
Resultats match 14/02 Aout

MAL 4 - USA 1				
NO	NAME	GOALS BUTS	NO NAME	GOALS BUTS
HALF-TIME/MI-TEMPS (2-1)				
MAL		USA		
01	Zainal Abidin, Ahmad Fadz	*	01	Barakat, Mohammed
02	Atan, Yahya	0	02	Barrett, Ken
03	Foo, Keat Seong	0	03+	Cox, Rawle
04	Kulwant Singh, Sukhyinder	*	04-	Fernandes, Trevor
05	Chew, Michael	1	05+	Gregg, Scott
06	Kyndan Singh, Sarjit Sing	1	06	Iqbal, Manzar
07	Van Huizen, Stephen G.	0	07-	Kraus, Michael
08	Chet Singh, Jagjit Singh	0	08	Lipscher, Bandy
09+	Bin-Krim, Boon Mustafa	0	09	Mc Michael, David
10-	Nunis, Kevin C.	0	10	Nawton, Gary
11	Ow, Boon Kooi	*	11	Newton, Michael
12	Tam, Cheo Sing	2	12	Spencer, Brian
13+	Murugasen, Shurentheran	0	13	Stebbins, Morgan
14	Poon, Fook Loke	0	14	Stiles, Robert
15-	Santa Maria, Colin Hugh	0	15	Stone, Andrew
16	Abbas, Zulkifli	0	16	Traverso, Nigel

Mann/Pool A
Statistics Match 14/Aug.02

Hommes/poule a
Statistiques match 14/02 Aout

	MAL			USA		
	1ST	2ND	TOTAL	1ST	2ND	TOTAL
	HALF/DEMIE			HALF/DEMIE		
SHOTS ON GOAL/LANCERS AU BUT	4	1	2	1	0	1
GOALS/BUTS	2	2	4	1	0	1
SHOTS MISSED/LANCERS RATES	4	1	5	0	0	0
FOULS/FAUTES	18	26	44	31	27	58
P.CORNERS AWARDED/COINS ACCORDES	6	3	9	0	0	0
P.CORNERS CONVERTED/COINS REUSSIS	1	0	1	0	0	0
REBOUNDS/RETOURS	0	0	0	2	0	2
P.STROKES AWARDED/COUPS PUN. ACCORDES	0	1	1	0	0	0
P.STROKES CONVERTED/COUPS PUN. REUSSIS	0	1	1	0	0	0
OFFSIDE/HORS JEU	1	0	1	0	0	0
WARNING/AVERTISSEMENTS	0	0	0	1	0	1
SUSPENSIONS/SUSPENSIONS	1	0	1	0	0	0
EXPULSIONS/EXPULSIONS	0	0	0	0	0	0

PLAYING TIME/DUREE : 37:30

Hockey

Men/Pool A Results Match 15/Aug.02

AUS 3 - FRG 0		HOMMES/POULE A			
NO	NAME	GOALS	NO	NAME	GOALS
		BUTS			BUTS
HALF-TIME/MI-TEMPS (0-0)					
AUS			FRG		
01	Charlesworth, Richard	0	01	Bassemir, Christian	0
02	Irvine, James	*	02	Frank, Yobias	*
03	Batch, Colin	0	03	Hanel, Ulrich	0
04	Bell, David	0	04	Fischer, Carsten	0
05+	Berce, Adrian	0	05-	Hurter, Joachim	0
06+	Boyce, Grant	0	06	Schmidt-Oppet, Ekkhard	0
07	Davies, Craig	0	07	Krull, Reinhard	1
08	Haselhurst, Peter	1	08	Peter, Michael	0
09	King, Treva	0	09	Blocher, Stefan	0
10	Leza, Terry	*	10-	Keller, Andreas	0
11	Mitton, Grant	*	11+	Reck, Thomas	0
12	Hobbs, Michael	0	12	Slawy, Maekku	0
13	Patmore, Nigel	1	13	Gunst, Thomas	*
14	Smith, Trevor	0	14	Dopp, Heiner	0
15-	Snowden, Neil	0	15	Fried, Volker	0
16-	Walsh, Terry	1	16+	Brinkmann, Dirk	0

Men/Pool A Statistics Match 15/Aug.02

	AUS			FRG		
	1ST	2ND	TOTAL	1ST	2ND	TOTAL
	HALF/DEMIE			HALF/DEMIE		
SNOTS ON GOAL/LANCERS AU BUT	6	6	12	11	2	
GOALS/BUTS	0	3	3	0	0	0
SNOTS MISSED/LANCERS RATES	0	4	4	2	0	2
FOULS/FAUTES	21	25	46	27	22	49
P.CORNERS AWARDED/COINS ACCORDES	2	3	5	0	1	1
P.CORNERS CONVERTED/COINS REUSSIS	0	0	0	0	0	0
REBOUNDS/RETOURS	0	0	0	0	0	0
P.STROKES AWARDED/COUPS PUN. ACCORDES	0	0	0	0	0	0
P.STROKES CONVERTED/COUPS PUN. REUSSIS	0	0	0	0	0	0
OFFSIDE/HORS JEU	0	3	3	0	0	0
WARNINGS/AVERTISSEMENTS	11		2	31	4	
SUSPENSIONS/SUSPENSIONS	1	0	1	1	0	1
EXPULSIONS/EXPULSIONS	0	0	0	0	0	0

PLAYING TIME/DUREE : 39:18

Men/Pool B Results Match 16/Aug.03

KEN 3 - CAN 2		HOMMES/POULE B			
NO	NAME	GOALS	NO	NAME	GOALS
		BUTS			BUTS
HALF-TIME/MI-TEMPS (1-1)					
CAN			KEN		
01	Austin, Julian	*	01-	Oduol, Emmanuel	0
02	Goodwin, Ken	0	02	Akumu, Julius	0
03	Caruso, Pat	*	03	Alubaha, Lucas	0
04	Bissett, Dave	0	04	Omondi, Michael	0
05	Burrows, Patrick	0	05	Saini, Parminder	2
06	Smith, Rob	0	06	Panesar, Manjeet	0
07	Sandhu, Neki	0	07	Panesar, Jitender	0
08	Cholakis, Ernest	0	08	Akatsa, Peter	0
09	Hladky, William	*	09-	Kular, Harvinder	0
10	Chohan, Satinder	0	10	Otambo, Chis	1
11	Fernades, Aaron	0	11	Daved, Brajinder	0
12	Rutledge, Ross	2	12+	Fernandes, Raphael	0
13	Plummer, Reg	0	13	Chhabra, Sunil	*
14-	Rai, Harbhajan	0	14	Sehmi, Sarajit	*
15	Macpherson, Bruce	*	15	Otieno, Eric	*
16+	Porritt, Trevor	0	16+	Mutinda, Julius	0

Men/Pool B Statistics Match 15/Aug.03

	CAN			KEN		
	1ST	2ND	TOTAL	1ST	2ND	TOTAL
	HALF/DEMIE			HALF/DEMIE		
SNOTS ON GOAL/LANCERS AU BUT	4	3	7	1	7	8
GOALS/BUTS	1	1	2	1	2	3
SNOTS MISSED/LANCERS RATES	0	2	2	0	5	5
FOULS/FAUTES	29	21	50	25	26	51
P.CORNERS AWARDED/COINS ACCORDES	3	6	9	0	0	0
P.CORNERS CONVERTED/COINS REUSSIS	0	1	1	0	0	0
REBOUNDS/RETOURS	0	1	1	0	0	0
P.STROKES AWARDED/COUPS PUN. ACCORDES	0	0	0	0	1	1
P.STROKES CONVERTED/COUPS PUN. REUSSIS	0	0	0	0	1	1
OFFSIDE/HORS JEU	0	2	2	0	0	0
WARNINGS/AVERTISSEMENTS	1	1	2	0	0	0
SUSPENSIONS/SUSPENSIONS	0	0	0	0	0	0
EXPULSIONS/EXPULSIONS	0	0	0	0	0	0

PLAYING TIME/DUREE : 39:05

Hockey

Men/Pool B Results Match 17/Aug.03

GBR 1 - NZL 0		HOMMES/POULE B			
NO	NAME	GOALS	NO	NAME	GOALS
		BUTS			BUTS
HALF-TIME/MI-TEMPS (1-0)					
GBR			NZL		
01	Taylor, Ian	0	01	Archibald, Jeffrey	0
02	Pappin, Veryan	*	02	Bhikha, Husmukh	*
03	Martin, Stephen	*	03	Brown, Christopher	0
04	Barber, Paul	0	04	Carnoutsos, George	0
05	Cattrall, Robert	1	05	Daji, Peter	0
06	Potter, Jonathon	0	06	Gallen, Laurence	*
07	Dodds, Richard	0	07+	Grimshaw, Stuart	0
08	Mc Connell, William	0	08	Laurence, Trevor	*
09	Hughes, Norman	0	09	Mc Leod, Grant	0
10-	Westcott, David	0	10	Miskimmin, Brent	0
11	Leman, Richard	1	11	Miskimmin, Peter	0
12	Batchelor, Stephen	0	12-	Parkin, Arthur	0
13-	Kerly, Bean	0	13	Patel, Ramesh	0
14	Duthie, James	0	14	Wilson, Robin	0
15+	Bhaura, Kulbir	0	15	Marquet, Maurice	0
16+	Precious, Mark	0	16	Sligo, Graham	*

Men/Pool B Statistics Match 17/Aug.03

	GBR			NZL		
	1ST	2ND	TOTAL	1ST	2ND	TOTAL
	HALF/DEMIE			HALF/DEMIE		
SNOTS ON GOAL/LANCERS AU BUT	1	1	2	1	2	3
GOALS/BUTS	1	0	1	0	0	0
SNOTS MISSED/LANCERS RATES	1	3	4	1	2	3
FOULS/FAUTES	30	38	68	24	27	51
P.CORNERS AWARDED/COINS ACCORDES	1	1	2	1	3	4
P.CORNERS CONVERTED/COINS REUSSIS	1	0	1	0	0	0
REBOUNDS/RETOURS	0	1	1	0	1	1
P.STROKES AWARDED/COUPS PUN. ACCORDES	0	0	0	0	0	0
P.STROKES CONVERTED/COUPS PUN. REUSSIS	0	0	0	0	0	0
OFFSIDE/HORS JEU	0	0	0	1	1	2
WARNINGS/AVERTISSEMENTS	1	1	2	1	0	1
SUSPENSIONS/SUSPENSIONS	1	1	2	0	0	0
EXPULSIONS/EXPULSIONS	0	0	0	0	0	0

PLAYING TIME/DUREE : 39:30

Men/Pool B Results Match 18/Aug.03

HOL 3 - PAK 3		HOMMES/POULE B			
NO	NAME	GOALS	NO	NAME	GOALS
		BUTS			BUTS
HALF-TIME/MI-TEMPS (2-1)					
HOL			PAK		
01	Hermans, Petrus	0	01	Moinuddin, G.	0
02	Den Hartog, Arno	*	02+	Zia, Qasim	0
03	Diepeveen, Cees Jan	0	03	Ali, Nasir	0
04	Pierik, Henricus	0	04	Rashid, A.	0
05	Doyer, Theodoor	1	05	Mehmood, Ayaz	0
06	VanT Hek, Thomas	1	06-	Akhtar, Naeem	0
07	Van Asbeck, Peter	0	07	Kaleemullah	0
08	Van Asbeck, Willem	0	08	Hussain, Manzoor	1
09	Kruize, Hans	0	09	Sardar, Hasan	1
10	Kruize, Ties	1	10	Khan, Hanir	0
11	Steens, Ronaldus	0	11	Hameed, Khlid	1
12	Kruize, Jan Hidde	1	12	Khan, Shahid Ali	*
13	Bos, Alexander	*	13-	Dar, Tauqeer	0
14	Bouwman, Roderik	*	14+	Ahmed, Ishtiaq	0
15	Klaassen, Rene	*	15	Sherwani, Salleem	*
16	Van Grimbergen, Maarten	0	16	Ahmad, Mushtaq	*

Men/Pool B Statistics Match 18/Aug.03

	HOL			PAK		
	1ST	2ND	TOTAL	1ST	2ND	TOTAL
	HALF/DEMIE			HALF/DEMIE		
SNOTS ON GOAL/LANCERS AU BUT	5	4	9	2	3	5
GOALS/BUTS	2	1	3	1	2	3
SNOTS MISSED/LANCERS RATES	0	2	2	1	2	3
FOULS/FAUTES	21	32	53	21	23	44
P.CORNERS AWARDED/COINS ACCORDES	2	1	3	4	1	5
P.CORNERS CONVERTED/COINS REUSSIS	0	0	0	1	0	1
REBOUNDS/RETOURS	0	0	0	0	0	0
P.STROKES AWARDED/COUPS PUN. ACCORDES	1	0	1	0	0	0
P.STROKES CONVERTED/COUPS PUN. REUSSIS	1	0	1	0	0	0
OFFSIDE/HORS JEU	0	3	3	0	0	0
WARNINGS/AVERTISSEMENTS	1	0	1	0	0	0
SUSPENSIONS/SUSPENSIONS	0	0	0	1	0	1
EXPULSIONS/EXPULSIONS	0	0	0	0	0	0

PLAYING TIME/DUREE : 41:34



Men/Pool A
Results Match 19/Aug.04

Hommes/poule a
Resultats match 19/04 Aout

FRG 5 - MAL 0			
NO	NAME	GOALS BUTS	NO NAME GOALS BUTS
HALF-TIME/MI-TEMPS (2-0)			
FRG		MAL	
01	Bassemir, Christian	1	01 Zainal Abidin, Ahmad Fadz 0
02	Frank, Yobias	0	02 Atan, Yahya 0
03	Hanel, Ulrich	0	03 Foo, Keat Seong 0
04	Fischer, Carsten	1	04 Kulwant Singh, Sukhyinder *
05+	Hurter, Joachim	0	05 Chew, Michael 0
06	Schmidt-Oppet, Ekkhard	0	06 Kyndan Singh, Sarjit Sing 0
07+	Krull, Reinhard	0	07 VanHuizen, Stephen G. 0
08	Peter, Michael	0	08 Chet Singh, Jagjit Singh 0
09-	Biocher, Stefan	1	09+ Bin-Krim, Boon Mustafa 0
10-	Keller, Andreas	0	10- Nunis, Kevin C. 0
11	Reck, Thomas	1	11 Ow, Soon Kooi *
12	Slawyk, Maekku	0	12 Tam, Cheo Sing 0
13	Gunst, Thomas	*	13+ Murugasen, Shurentheran 0
14	Dopp, Heiner	2	14 Poon, Fook Loke 0
15	Fried, Volker	0	15- Santa Maria, Colin Hugh 0
16	Brinkmann, Dirk	*	16 Abbas, Zulkifli 1

Men/Pool A
Statistics Match 19/Aug.04

Hommes/poule a
Statistiques match 19/04 Aout

	FRG		MAL	
	1ST HALF/DEMIE	2ND TOTAL	1ST HALF/DEMIE	2ND TOTAL
SHOTS ON GOAL/LANCERS AU BUT	4	7	1	2
GOALS/BUTS	2	3	0	0
SHOTS MISSED/LANCERS RATES	0	4	0	0
FOULS/FAUTES	28	16	44	19
P.CORNERS AWARDED/COINS ACCORDES	1	4	5	0
P.CORNERS CONVERTED/COINS REUSSIS	0	1	1	0
REBOUNDS/RETOURS	0	1	1	3
P.STROKES AWARDED/COUPS PUN. ACCORDES	0	0	0	0
P.STROKES CONVERTED/COUPS PUN. REUSSIS	0	0	0	0
OFFSIDE/HORS JEU	1	1	2	1
WARNINGS/AVERTISSEMENTS	0	0	0	0
SUSPENSIONS/SUSPENSIONS	0	0	0	1
EXPULSIONS/EXPULSIONS	0	0	0	0

PLAYING TIME/DUREE : 39:12

Men/Pool A
Results Match 20/Aug.04

Hommes/poule a
Resultats match 20/04 Aout

AUS 4 - IND 2			
NO	NAME	GOALS BUTS	NO NAME GOALS BUTS
HALF-TIME/MI-TEMPS (1-0)			
AUS		IND	
01	Charlesworth, Richard	0	01 James, Romeo 0
02	Irvine, James	0	02 Topno, Manohar 0
03-	Batch, Colin	1	03 Sharma, Vineet Kumar 1
04-	Bell, David	0	04 Maneypanda, Somaya 0
05	Berce, Adrian	*	05 Carvaho, Joaquinmartin 1
06+	Boyce, Grant	0	06 Singh, Rajinder 0
07	Davies, Craig	1	07 Kumar, Charanjit 0
08	Haselhurst, Peter	0	08- Fernandis, Mervyn 0
09	King, Treva	0	09 Singh, Hardeep 0
10+	Leece, Terry	0	10 Mohd, Shahid 0
11+	Mitton, Grant	0	11 Zafar, Iqbal 0
12	Nobbs, Michael	*	12 Singh, Nila Komol *
13-	Patmore, Nigel	0	13 Grewal, Iqbaljit *
14	Smith, Trevor	0	14 Singh, Ravinder Pal 1
15	Snowden, Neil	0	15+ Gomes, Marcellusmark 0
16	Walsh, Terry	2	16 Syed, Jalaludin *

Men/Pool A
Statistics Match 20/Aug.04

Hommes/poule a
Statistiques match 20/04 Aout

	AUS		IND	
	1ST HALF/DEMIE	2ND TOTAL	1ST HALF/DEMIE	2ND TOTAL
SHOTS ON GOAL/LANCERS AU BUT	5	4	9	7
GOALS/BUTS	1	3	4	2
SHOTS MISSED/LANCERS RATES	0	3	3	5
FOULS/FAUTES	33	31	64	22
P.CORNERS AWARDED/COINS ACCORDES	3	2	5	7
P.CORNERS CONVERTED/COINS REUSSIS	1	0	1	1
REBOUNDS/RETOURS	1	1	2	1
P.STROKES AWARDED/COUPS PUN. ACCORDES	0	1	1	1
P.STROKES CONVERTED/COUPS PUN. REUSSIS	0	1	1	1
OFFSIDE/HORS JEU	0	1	1	1
WARNINGS/AVERTISSEMENTS	1	1	2	1
SUSPENSIONS/SUSPENSIONS	0	0	0	0
EXPULSIONS/EXPULSIONS	0	0	0	0

PLAYING TIME/DUREE : 39:27

Men/Pool A
Results Match 21/Aug.04

Hommes/poule a
Resultats match 21/04 Aout

ESP 3 - USA 1			
NO	NAME	GOALS BUTS	NO NAME GOALS BUTS
HALF-TIME/MI-TEMPS (1-1)			
ESP		USA	
01	Agut, Jose	0	01+ Barakat, Mohammed 0
02	Cabot, Javier	0	02 Barrett, Ken 0
03	Arbos, Juan	1	03 Cox, Rawle *
04+	Gomez, Andres	0	04 Fernandes, Trevor 0
05+	Peon, Juan Carlos	0	05- Gregg, Scott 0
06	Arbos, Jaime	0	06 Iqbal, Manzar 0
07	Cabot, Ricardo	1	07 Kraus, Michael 1
08	Malgosa, Juan	0	08 Lipscher, Randy *
09	Roca, Carlos	3	09 Mc Michael, David 0
10	Bordas, Mariano	0	10 Newton, Gary 1
11-	Cobos, Ignacio	0	11 Newton, Michael 0
12-	Oliva, Jorge	0	12 Spencer, Brian 0
13	Depaz, Miguel	0	13 Stebbins, Morgan *
14	Escude, Ignacio	0	14 Stiles, Robert 0
15	Malgosa, Santiago	0	15 Stone, Andrew 0
16	Garcia, Jose Miguel	*	16 Traverso, Nigel 0

Men/Pool A
Statistics Match 21/Aug.04

Hommes/poule a
Statistiques match 21/04 Aout

	ESP		USA	
	1ST HALF/DEMIE	2ND TOTAL	1ST HALF/DEMIE	2ND TOTAL
SHOTS ON GOAL/LANCERS AU BUT	4	11	1	1
GOALS/BUTS	1	2	1	1
SHOTS MISSED/LANCERS RATES	2	1	1	1
FOULS/FAUTES	32	34	66	23
P.CORNERS AWARDED/COINS ACCORDES	2	2	4	1
P.CORNERS CONVERTED/COINS REUSSIS	0	0	0	1
REBOUNDS/RETOURS	0	0	0	3
P.STROKES AWARDED/COUPS PUN. ACCORDES	0	0	0	0
P.STROKES CONVERTED/COUPS PUN. REUSSIS	0	0	0	0
OFFSIDE/HORS JEU	0	1	1	1
WARNINGS/AVERTISSEMENTS	1	0	1	0
SUSPENSIONS/SUSPENSIONS	0	0	0	0
EXPULSIONS/EXPULSIONS	0	0	0	0

PLAYING TIME/DUREE : 35:50

Men/Pool B
Results Match 22/Aug.05

Hommes/poule b
Resultats match 22/05 Aout

NZL 4 - KEN 1			
NO	NAME	GOALS BUTS	NO NAME GOALS BUTS
HALF-TIME/MI-TEMPS (1-0)			
KEN		NZL	
01	Oduol, Emmanuel	0	01 Archibald, Jeffrey 0
02	Akumu, Julius	0	02 Bhikha, Husmukh 1
03	Alubaha, Lucas	0	03 Brown, Christopher 0
04	Omondi, Michael	0	04- Carnoutsos, George 0
05-	Saini, Parminder	0	05 Daji, Peter 1
06	Panesar, Manjeet	0	06+ Gallen, Laurence 1
07	Panesar, Jitender	0	07 Grimshaw, Stuart 0
08	Akatsa, Peter	0	08 Laurence, Trevor *
09+	Kular, Harvinder	0	09 Mc Leod, Grant 0
10	Otambo, Chris	1	10 Miskimmin, Brent 0
11	Daved, Brajinder	0	11- Miskimmin, Peter 1
12-	Fernandes, Raphael	0	12+ Parkin, Arthur 1
13+	Chhabra, Sunil	0	13 Patel, Ramesh 0
14	Sehmi, Sarabjit	*	14 Wilson, Robin 0
15	Otieno, Eric	*	15 Marquet, Maurice 0
16	Mutinda, Julius	1	16 Sligo, Graham *

Men/Pool B
Statistics Match 22/Aug.05

Hommes/poule b
Statistiques match 22/05 Aout

	KEN		NZL	
	1ST HALF/DEMIE	2ND TOTAL	1ST HALF/DEMIE	2ND TOTAL
SHOTS ON GOAL/LANCERS AU BUT	1	3	4	15
GOALS/BUTS	0	1	1	3
SHOTS MISSED/LANCERS RATES	0	0	0	1
FOULS/FAUTES	31	35	66	23
P.CORNERS AWARDED/COINS ACCORDES	0	2	2	3
P.CORNERS CONVERTED/COINS REUSSIS	0	0	0	1
REBOUNDS/RETOURS	2	0	2	0
P.STROKES AWARDED/COUPS PUN. ACCORDES	0	0	0	2
P.STROKES CONVERTED/COUPS PUN. REUSSIS	0	0	0	1
OFFSIDE/HORS JEU	0	0	0	3
WARNINGS/AVERTISSEMENTS	0	1	1	0
SUSPENSIONS/SUSPENSIONS	0	1	1	0
EXPULSIONS/EXPULSIONS	0	0	0	0

PLAYING TIME/DUREE : 41:39

Hockey

Men/Pool B Results Match 23/Aug.05				Hommes/poule b Resultats match 23/05 Aout			
GBR 4 - HOL 3							
NO	NAME	GOALS BUTS	NO	NAME	GOALS BUTS	NO	NAME
HALF-TIME/MI-TEMPS (2-0)							
HOL		GBR					
01	Hermans, Petrus	0	01	Taylor, Ian	0		
02+	DenHartog, Arno	0	02	Pappin, Veryan	*		
03	Diepeveen, Cees Jan	0	03	Martin, Stephen	*		
04-	Pierik, Henricus	0	04	Barber, Paul	0		
05+	Doyer, Theodoor	0	05	Cattrall, Robert	1		
06	Van 'THeek, Thomas	1	06	Potter, Jonathon	0		
07	VanAsbeck, Peter	0	07	Dodds, Richard	0		
08	VanAsbeck, Willem	1	08	Mc Connell, William	0		
09	Kruize, Hans	0	09	Hughes, Norman	0		
10	Kruize, Ties	0	10+	Westcott, David	0		
11-	Steens, Ronaldus	0	11+	Leman, Richard	0		
12	Kruize, Jan Hidde	0	12	Batchelor, Stephen	1		
13	Bos, Alexander	*	13-	Kerly, Sean	2		
14	Bouwman, Roderik	*	14-	Duthie, James	0		
15+	Klaassen, Rene	1	15+	Bhaura, Kulbir	0		
16-	Van Grimbergen, Maarten	0	16-	Precious, Mark	0		

Men/Pool B Statistics Match 23/Aug.05				Hommes/poule b Statistiques match 23/05 Aout			
HOL		GBR					
	1ST HALF/DEMIE	2ND HALF/DEMIE	TOTAL	1ST HALF/DEMIE	2ND HALF/DEMIE	TOTAL	
SHOTS ON GOAL/LANCERS AU BUT	2	10	12	5	6	11	
GOALS/BUTS	0	3	3	2	2	4	
SHOTS MISSED/LANCERS RATES	1	1	2	0	3	3	
FOULS/FAUTES	25	19	44	35	31	66	
P.CORNERS AWARDED/COINS ACCORDES	0	3	3	2	2	4	
P.CORNERS CONVERTED/COINS REUSSIS	0	0	0	1	1	2	
REBOUNDS/RETOURS	1	1	2	0	1	1	
P.STROKES AWARDED/COUPS PUN. ACCORDES	0	2	2	0	0	0	
P.STROKES CONVERTED/COUPS PUN. REUSSIS	0	1	1	0	0	0	
OFFSIDE/HORS JEU	1	0	1	1	0	1	
WARNINGS/AVERTISSEMENTS	1	0	1	1	1	2	
SUSPENSIONS/SUSPENSIONS	0	0	0	0	0	0	
EXPULSIONS/EXPULSIONS	0	0	0	0	0	0	
PLAYING TIME/DUREE : 38:22							

Men/Pool B Results Match 24/Aug.05				Hommes/poule b Resultats match 24/05 Aout			
PAK 7 - CAN 1							
NO	NAME	GOALS BUTS	NO	NAME	GOALS BUTS	NO	NAME
HALF-TIME/MI-TEMPS (5-0)							
CAN		PAK					
01-	Austin, Julian	0	01	Moinuddin, G.	1		
02+	Goodwin, Ken	0	02-	Zia, Qasim	0		
03	Caruso, Pat	*	03	Ali, Nasir	0		
04	Bissett, Dave	0	04	Rashid, A.	0		
05	Burrows, Patrick	0	05	Mehmood, Ayaz	0		
06	Smith, Rob	0	06	Akhtar, Naeem	1		
07	Sandhu, Neki	1	07	Kaleemullah	1		
08	Cholakis, Ernest	0	08	Hussain, Manzoor	3		
09-	Hladky, William	0	09	Sardar, Hasan	3		
10	Chohan, Satinder	0	10	Khan, Hanir	1		
17	Fernades, Aaron	*	11	Hameed, Khlid	0		
12	Rutledge, Ross	0	12	Khan, Shahid Ali	0		
13-	Plummer, Reg	0	13+	Dar, Tauqeer	0		
14+	Rai, Harbhajan	0	14	Ahmed, Ishtiaq	0		
15+	Macpherson, Bruce	0	15	Sherwani, Salleem	0		
16	Porritt, Trevor	0	16	Ahmad, Mushtaq	*		

Men/Pool B Statistics Match 24/Aug.05				Hommes/poule b Statistiques match 24/05 Aout			
CAN		PAK					
	1ST HALF/DEMIE	2ND HALF/DEMIE	TOTAL	1ST HALF/DEMIE	2ND HALF/DEMIE	TOTAL	
SHOTS ON GOAL/LANCERS AU BUT	2	7	9	7	8	15	
GOALS/BUTS	0	1	1	5	2	7	
SHOTS MISSED/LANCERS RATES	3	1	4	1	2	3	
FOULS/FAUTES	24	16	40	37	41	78	
P.CORNERS AWARDED/COINS ACCORDES	4	3	7	2	2	4	
P.CORNERS CONVERTED/COINS REUSSIS	0	0	0	0	0	0	
REBOUNDS/RETOURS	0	0	0	1	0	1	
P.STROKES AWARDED/COUPS PUN. ACCORDES	1	1	2	0	0	0	
P.STROKES CONVERTED/COUPS PUN. REUSSIS	0	1	1	0	0	0	
OFFSIDE/HORS JEU	3	2	5	4	2	6	
WARNINGS/AVERTISSEMENTS	2	0	2	1	0	1	
SUSPENSIONS/SUSPENSIONS	0	1	1	0	0	0	
EXPULSIONS/EXPULSIONS	0	0	0	0	0	0	
PLAYING TIME/DUREE : 37:19							

Hockey

Men/Pool A Results Match 25/Aug.06				Hommes/poule a Resultats match 25/06 Aout			
AUS 2 - USA 1							
NO	NAME	GOALS BUTS	NO	NAME	GOALS BUTS	NO	NAME
HALF-TIME/MI-TEMPS (1-0)							
AUS		USA					
01-	Charlesworth, Richard	0	01+	Barakat, Mohammed	0		
02	Irvine, James	0	02	Barrett, Ken	0		
03+	Batch, Colin	0	03+	Cox, Rawle	0		
04	Bell, David	*	04-	Fernandes, Trevor	0		
05	Berce, Adrian	0	05	Gregg, Scott	0		
06	Boyce, Grant	0	06	Iqbal, Manzar	0		
07	Davies, Craig	0	07	Kraus, Michael	*		
08	Haselhurst, Peter	0	08	Lipscher, Bandy	0		
09+	King, Treva	0	09	Mc Michael, David	0		
10	Leece, Terry	0	10-	Newton, Gary	0		
11	Mitton, Grant	0	11	Newton, Michael	0		
12	Nobbs, Michael	0	12	Spencer, Brian	0		
13	Patmore, Nigel	2	13	Stebbins, Morgan	*		
14-	Smith, Trevor	0	14	Stiles, Robert	*		
15	Snowden, Neil	*	15	Stone, Andrew	1		
16+	Walsh, Terry	0	16	Traverso, Nigel	0		

Men/Pool A Statistics Match 25/Aug.06				Hommes/poule a Statistiques match 25/06 Aout			
AUS		USA					
	1ST HALF/DEMIE	2ND HALF/DEMIE	TOTAL	1ST HALF/DEMIE	2ND HALF/DEMIE	TOTAL	
SHOTS ON GOAL/LANCERS AU BUT	8	8	16	4	1	5	
GOALS/BUTS	1	1	2	0	1	1	
SHOTS MISSED/LANCERS RATES	3	1	4	0	0	0	
FOULS/FAUTES	30	25	55	23	22	45	
P.CORNERS AWARDED/COINS ACCORDES	5	3	8	4	0	4	
P.CORNERS CONVERTED/COINS REUSSIS	0	0	0	0	0	0	
REBOUNDS/RETOURS	1	0	1	1	0	1	
P.STROKES AWARDED/COUPS PUN. ACCORDES	0	0	0	0	1	1	
P.STROKES CONVERTED/COUPS PUN. REUSSIS	0	0	0	0	1	1	
OFFSIDE/HORS JEU	2	0	2	1	2	3	
WARNINGS/AVERTISSEMENTS	1	0	1	0	0	0	
SUSPENSIONS/SUSPENSIONS	0	0	0	0	0	0	
EXPULSIONS/EXPULSIONS	0	0	0	0	0	0	
PLAYING TIME/DUREE : 41:29							

Men/Pool A Results Match 28/Aug.06				Hommes/poule a Resultats match 25/06 Aout			
ESP 3 - MAL 1							
NO	NAME	GOALS BUTS	NO	NAME	GOALS BUTS	NO	NAME
HALF-TIME/MI-TEMPS (2-1)							
ESP		MAL					
01	Agut, Jose	0	01	Zainal Abidin, Ahmad Fadz	*		
02	Cabot, Javier	0	02	Atan, Yahya	0		
03+	Arbos, Juan	0	03	Foo, Keat Seong	0		
04+	Gomez, Andres	0	04	Kulwant Singh, Sukhyinder	*		
05	Peon, Juan Carlos	0	05-	Chew, Michael	0		
06	Arbos, Jaime	2	06	Kyndan Singh, Sarjit Sing	1		
07-	Cabot, Ricardo	0	07	Van Huizen, Stephen G.	0		
08	Malgosa, Juan	0	08	Chet Singh, Jagjit Singh	0		
09	Roca, Carlos	0	09+	Bin-Krim, Boon Mustafa	0		
10	Bordas, Mariano	0	10-	Nunis, Kevin C.	0		
11-	Cobos, Ignacio	1	11+	Ow, Soon Kooi	0		
12	Oliva, Jorge	1	12	Tam, Cheo Sing	0		
13	Depaz, Miguel	0	13+	Murugasen, Shurentheran	0		
14	Escude, Ignacio	*	14	Poon, Fook Loke	0		
15	Malgosa, Santiago	0	15-	Santa Maria, Colin Hugh	0		
16	Garcia, Jose Miguel	1	16	Abbas, Zulkifli	0		

Men/Pool A Statistics Match 26/Aug.06				Hommes/poule a Statistiques match 26/06 Aout			
ESP		MAL					
	1ST HALF/DEMIE	2ND HALF/DEMIE	TOTAL	1ST HALF/DEMIE	2ND HALF/DEMIE	TOTAL	
SHOTS ON GOAL/LANCERS AU BUT	3	6	9	7	7	14	
GOALS/BUTS	2	1	3	1	0	1	
SHOTS MISSED/LANCERS RATES	1	1	2	2	4	6	
FOULS/FAUTES	39	29	68	29	30	59	
P.CORNERS AWARDED/COINS ACCORDES	2	2	4	2	4	6	
P.CORNERS CONVERTED/COINS REUSSIS	0	0	0	0	0	0	
REBOUNDS/RETOURS	1	2	3	0	0	0	
P.STROKES AWARDED/COUPS PUN. ACCORDES	1	0	1	1	0	1	
P.STROKES CONVERTED/COUPS PUN. REUSSIS	1	0	1	0	0	0	
OFFSIDE/HORS JEU	3	1	4	5	1	6	
WARNINGS/AVERTISSEMENTS	0	1	1	1	2	3	
SUSPENSIONS/SUSPENSIONS	0	0	0	0	0	0	
EXPULSIONS/EXPULSIONS	0	0	0	0	0	0	
PLAYING TIME/DUREE : 37:03							



Men/Pool A
Results Match 27/Aug.06

Hommes/poule a
Resultats match 27/06 Aout

FRG 0 - IND 0			
NO	NAME	GOALS BUTS	NO NAME GOALS BUTS
HALF-TIME/MI-TEMPS (0-0)			
FRG		IND	
01	Bassemir, Christian	*	01 James, Romeo
02	Frank, Yobias	0	02- Topno, Manohar
03	Hanel, Ulrich	0	03 Sharma, Vineet Kumar
04	Fischer, Carsten	0	04 Maneypanda, Somaya
05	Hurter, Joachim	*	05 Carvaho, Joaquimmartin
06	Schmidt-Oppet, Ekkhard	0	06 Singh, Rajinder
07+	Krull, Reinhard	0	07 Kumar, Charanjit
08	Peter, Michael	0	08- Fernandis, Mervyn
09	Blocher, Stefan	0	09 Singh, Hardeep
10	Keller, Andreas	0	10 Mohd, Shahid
11-	Reck, Thomas	0	11 Zafar, Iqbal
12	Slawyk, Maekku	0	12 Singh, Nila Komol
13	Gunst, Thomas	*	13+ Grewal, Iqbaljit
14	Dopp, Heiner	0	14 Singh, Ravinder Pal
15	Fried, Volker	0	15+ Gomes, Marcellusmark
16	Brinkmann, Dirk	*	16 Syed, Jalaludin

Man/Pool A
Statistics Match 27/Aug.06

Hommes/poule a
Statistiques match 27/06 Aout

	FRG			IND		
	1ST	2ND	TOTAL	1ST	2ND	TOTAL
	HALF/DEMIE			HALF/DEMIE		
SHOTS ON GOAL/LANCERS AU BUT	1	3	4	4	5	9
GOALS/BUTS	0	0	0	0	0	0
SHOTS MISSED/LANCERS RATES	1	3	4	0	1	1
FOULS/FAUTES	26	29	55	26	22	48
P.CORNERS AWARDED/COINS ACCORDES	1	1	2	1	4	5
P.CORNERS CONVERTED/COINS REUSSIS	0	0	0	0	0	0
REBOUNDS/RETOURS	0	0	0	1	0	1
P.STROKES AWARDED/COUPS PUN. ACCORDES	0	0	0	0	0	0
P.STROKES CONVERTED/COUPS PUN. REUSSIS	0	0	0	0	0	0
OFFSIDE/HORS JEU	1	1	2	1	0	1
WARNINGS/AVERTISSEMENTS	1	0	1	1	0	1
SUSPENSIONS/SUSPENSIONS	0	0	0	0	0	0
EXPULSIONS/EXPULSIONS	0	0	0	0	0	0

PLAYING TIME/DUREE : 40:06

Men/Pool B
Results Match 28/Aug.07

Hommes/poule b
Resultats match 28/07 Aout

GBR 0 - PAK 0			
NO	NAME	GOALS BUTS	NO NAME GOALS BUTS
HALF-TIME/MI-TEMPS (0-0)			
GBR		PAK	
01	Taylor, Ian	0	01 Moinuddin, G.
02	Pappin, Veryan	*	02 Zia, Qasim
03+	Martin, Stephen	0	03 Ali, Nasir
04	Barber, Paul	0	04 Rashid, A.
05-	Cattrall, Robert	0	05 Mehmood, Ayaz
06	Potter, Jonathon	0	06 Akhtar, Naeem
07	Dodds, Richard	0	07+ Kaleemullah
08	Mc Connell, William	0	08- Hussain, Manzoor
09	Hughes, Norman	*	09 Sardar, Hasan
10	Westcott, David	0	10- Khan, Hanir
11-	Leman, Richard	0	11 Hameed, Khlid
12	Batchelor, Stephen	0	12 Khan, Shahid Ali
13	Kerly, Sean	0	13 Dar, Tauqeer
14+	Duthie, James	0	14 Ahmed, Ishtiaq
15	Bhaura, Kulbir	*	15 Sherwani, Salleem
16	Precious, Mark	0	16+ Ahmad, Mushtaq

Men/Pool B
Statistics Match 28/Aug.07

Hommes/poule b
Statistiques match 28/07 Aout

	GBR			PAK		
	1ST	2ND	TOTAL	1ST	2ND	TOTAL
	HALF/DEMIE			HALF/DEMIE		
SHOTS ON GOAL/LANCERS AU BUT	0	0	0	7	4	11
GOALS/BUTS	0	0	0	0	0	0
SHOTS MISSED/LANCERS RATES	0	0	0	1	1	2
FOULS/FAUTES	40	36	76	33	35	68
P.CORNERS AWARDED/COINS ACCORDES	2	0	2	7	3	10
P.CORNERS CONVERTED/COINS REUSSIS	0	0	0	0	0	0
REBOUNDS/RETOURS	2	0	2	0	0	0
P.STROKES AWARDED/COUPS PUN. ACCORDES	0	0	0	0	0	0
P.STROKES CONVERTED/COUPS PUN. REUSSIS	0	0	0	0	0	0
OFFSIDE/HORS JEU	2	0	2	0	3	3
WARNINGS/AVERTISSEMENTS	1	1	2	0	1	1
SUSPENSIONS/SUSPENSIONS	0	2	2	1	0	1
EXPULSIONS/EXPULSIONS	0	0	0	0	0	0

PLAYING TIME/DUREE : 39:06

Men/Pool B
Results Match 29/Aug.07

Hommes/poule b
Resultats match 29/07 Aout

CAN 2 - NZL 2			
NO	NAME	GOALS BUTS	NO NAME GOALS RUTS
HALF-TIME/MI-TEMPS (1-2)			
CAN		NZL	
01	Austin, Julian	*	01+ Archibald, Jeffrey
02	Goodwin, Ken	0	02- Bhikha, Husmukh
03-	Caruso, Pat	0	03+ Brown, Christopher
04	Bissett, Dave	0	04 Carnoutos, George
05	Burrows, Patrick	0	05 Daji, Peter
06-	Smith, Rob	0	06- Gallen, Laurence
07	Sandhu, Neki	1	07 Grimshaw, Stuart
08	Cholakis, Ernest	1	08 Laurence, Trevor
09	Hladky, William	0	09 McLeod, Grant
10	Chohan, Satinder	0	10 Miskimmin, Brent
17+	Fernades, Aaron	0	11 Miskimmin, Peter
12	Rutledge, Ross	0	12 Parkin, Arthur
13+	Plummer, Reg	0	13 Patel, Ramesh
14+	Rai, Harbhajan	0	14 Wilson, Robin
15	Macpherson, Bruce	*	15 Marquet, Maurice
16-	Porritt, Trevor	0	16 Sligo, Graham

Men/Pool B
Statistics Match 29/Aug.07

Hommes/poule b
Statistiques match 29/07 Aout

	CAN			NZL		
	1ST	2ND	TOTAL	1ST	2ND	TOTAL
	HALF/DEMIE			HALF/DEMIE		
SHOTS ON GOAL/LANCERS AU BUT	2	8	10	8	1	9
GOALS/BUTS	1	1	2	2	0	2
SHOTS MISSED/LANCERS RATES	1	1	2	3	0	3
FOULS/FAUTES	38	22	60	21	26	47
P.CORNERS AWARDED/COINS ACCORDES	1	4	5	5	1	6
P.CORNERS CONVERTED/COINS REUSSIS	1	0	1	0	0	0
REBOUNDS/RETOURS	1	0	1	0	2	2
P.STROKES AWARDED/COUPS PUN. ACCORDES	0	1	1	0	0	0
P.STROKES CONVERTED/COUPS PUN. REUSSIS	0	1	1	0	0	0
OFFSIDE/HORS JEU	1	1	2	0	0	0
WARNINGS/AVERTISSEMENTS	2	0	2	0	2	2
SUSPENSIONS/SUSPENSIONS	0	1	1	0	0	0
EXPULSIONS/EXPULSIONS	0	0	0	0	0	0

PLAYING TIME/DUREE : 39:05

Men/Pool B
Results Match 30/Aug.07

Hommes/poule b
Resultats match 30/07 Aout

HOL 3 - KEN 0			
NO	NAME	GOALS BUTS	NO NAME GOALS BUTS
HALF-TIME/MI-TEMPS (0-0)			
HOL		KEN	
01	Hermans, Petrus	*	01 Oduol, Emmanuel
02	Den Hartog, Arno	0	02 Akumu, Julius
03	Diepeveen, Cees Jan	1	03 Alubaha, Lucas
04	Pierik, Henricus	0	04 Ormondi, Michael
05+	Doyer, Theodoor	1	05- Saini, Parminder
06	Van 'T Hek, Thomas	1	06 Panesar, Manjeet
07	Van Asbeck, Peter	0	07 Panesar, Jitender
08	Van Asbeck, Willem	1	08- Akatsa, Peter
09	Kruize, Bans	0	09+ Kular, Harvinder
10	Kruize, Ties	0	10 Otambo, Chris
11-	Steens, Ronaldus	0	11 Daved, Brajinder
12	Kruize, Jan Hidde	0	12 Fernandes, Raphael
13	Bos, Alexander	0	13 Chhabra, Sunil
14	Bouwman, Roderik	*	14 Sehmi, Sarabjit
15+	Klassen, Rene	0	15+ Otieno, Eric
16-	Van Grimbergen, Maarten	0	16 Mutinda, Julius

Men/Pool B
Statistics Match 30/Aug.07

Hommes/poule b
Statistiques match 30/07 Aout

	HOL			KEN		
	1ST	2ND	TOTAL	1ST	2ND	TOTAL
	HALF/DEMIE			HALF/DEMIE		
SHOTS ON GOAL/LANCERS AU BUT	4	4	8	1	1	2
GOALS/BUTS	0	3	3	0	0	0
SHOTS MISSED/LANCERS RATES	1	1	2	0	0	0
FOULS/FAUTES	33	2.2	55	36	31	67
P.CORNERS AWARDED/COINS ACCORDES	1	3	4	0	0	0
P.CORNERS CONVERTED/COINS REUSSIS	0	1	1	0	0	0
REBOUNDS/RETOURS	0	0	0	0	0	0
P.STROKES AWARDED/COUPS PUN. ACCORDES	0	1	1	1	0	1
P.STROKES CONVERTED/COUPS PUN. REUSSIS	0	1	1	0	0	0
OFFSIDE/HORS JEU	4	2	6	1	2	3
WARNINGS/AVERTISSEMENTS	0	0	0	0	0	0
SUSPENSIONS/SUSPENSIONS	0	0	0	0	0	0
EXPULSIONS/EXPULSIONS	0	0	0	0	0	0

PLAYING TIME/DUREE : 36:39

Hockey

Men/Qualifying For The 9th Place Results Match 31/Aug.08

CAN 1 - MAL 0		HOMMES/QUALIFICATION POUR LA 9 EME PLACE			
NO	NAME	GOALS BUTS	NO NAME	GOALS BUTS	
HALF-TIME/MI-TEMPS (0-0)					
MAL		CAN			
01	Zainal Abidin, Ahmad Fadz	0	01	Austin, Julian	1
02	Atan, Yahya	0	02	Goodwin, Ken	0
03	Foo, Keat Seong	0	03	Caruso, Pat	*
04	Kulwant Singh, Sukhyinder	1	04	Bissett, Dave	0
05	Chew, Michael	0	05	Burrows, Patrick	0
06	Kyndan Singh, Sarjit Sing	0	06	Smith, Rob	0
07	Van Huizen, Stephen G.	0	07	Sandhu, Neki	0
08	Chet Singh, Jagjit Singh	0	08	Cholakis, Ernest	0
09	Bin-Krim, Soon Mustafa	1	09	Hladky, William	0
10-	Nunis, Kevin C.	0	10	Chohan, Satinder	0
11	Ow, Soon Kooi	1	17*	Fernades, Aaron	0
12	Tam, Cheo Sing	0	12	Rutledge, Ross	0
13*	Murugasen, Shurentheran	0	13-	Plummer, Reg	0
14	Poon, Fook Loke	0	14-	Rai, Harbhajan	0
15	Santa Maria, Colin Hugh	0	15	Macpherson, Bruce	*
16	Abbas, Zulkiffi	*	16*	Porritt, Trevor	1

Men/Qualifying For The 9th Place Statistics Match 31/Aug.08

	MAL			CAN		
	1ST HALF	2ND HALF	TOTAL	1ST HALF	2ND HALF	TOTAL
SHOTS ON GOAL/LANCERS AU BUT	5	2	7	3	3	6
GOALS/BUTS	0	0	0	0	1	1
SHOTS MISSED/LANCERS RATES	2	1	3	0	2	2
FOULS/FAUTES	30	31	61	29	29	58
P.CORNERS AWARDED/COINS ACCORDES	2	3	5	2	0	2
P.CORNERS CONVERTED/COINS REUSSIS	0	0	0	0	0	0
REBOUNDS/RETOURS	0	1	1	2	0	2
P.STROKES AWARDED/COUPS PUN. ACCORDES	0	0	0	0	0	0
P.STROKES CONVERTED/COUPS PUN. REUSSIS	0	0	0	0	0	0
OFFSIDE/HORS JEU	0	0	0	4	0	4
WARNINGS/AVERTISSEMENTS	0	2	2	0	1	1
SUSPENSIONS/SUSPENSIONS	0	1	1	1	0	1
EXPULSIONS/EXPULSIONS	0	0	0	0	0	0

PLAYING TIME/DUREE : 41:70

Men/Qualifying For The 9th Place Results Match 32/Aug.08

USA 1 - KEN 1 P.STROKES: USA 5-KEN 6		HOMMES/QUALIFICATION POUR LA 9 EME PLACE			
NO	NAME	GOALS BUTS	NO NAME	GOALS BUTS	
HALF-TIME/MI-TEMPS (0-0)					
USA		KEN			
01*	Barakat, Mohammed	0	01	Oduol, Emmanuel	0
02-	Barrett, Ken	0	02	Akumu, Julius	0
03	Cox, Rawle	*	03	Alubaha, Lucas	0
04	Fernandes, Trevor	0	04	Omondi, Michael	0
05	Gregg, Scott	0 (0P)	05*	Saini, Parminder	1 (1P)
06	Iqbal, Manzar	0 (2P)	06	Panesar, Manjeet	0 (1P)
07	Kraus, Michael	*	07	Panesar, Jitender	0 (1P)
08-	Lipscher, Randy	0	08	Akatsa, Peter	0
09	Mc Michael, David	0	09-	Kular, Harvinder	0
10	Newton, Gary	1 (2P)	10	Otambo, Chris	0
11	Newton, Michael	0	11	Daved, Brajinder	0 (2P)
12	Spencer, Brian	0 (1P)	12-	Fernandes, Raphael	0
13	Stebbins, Morgan	*	13	Chhabra, Sunil	*
14*	Stiles, Robert	0	14*	Sehmi, Sarabjit	0 (1P)
15	Stone, Andrew	0 (0P)	15	Otieno, Eric	*
16	Traverso, Nigel	0	16	Mutinda, Julius	*

Men/Qualifying For The 9th Place Statistics Match 32/Aug.08

	USA				KEN			
	1ST HALF	2ND HALF	OT	TOT	1ST HALF	2ND HALF	OT	TOT
SHOTS ON GOAL/LANCERS AU BUT	1	1	2	4	0	7	1	8
GOALS/BUTS	0	0	1	1	0	0	1	1
SHOTS MISSED/LANCERS RATES	1	0	1	2	0	0	0	0
FOULS/FAUTES	37	48	31	116	32	29	28	89
P.CORNERS AWARDED/COINS ACCORDES	0	1	1	2	2	2	0	4
P.CORNERS CONVERTED/COINS REUSSIS	0	0	1	1	0	0	0	0
REBOUNDS/RETOURS	0	1	0	1	0	0	0	0
P.STROKES AWARDED/COUPS PUN. ACCORDES	0	0	0	0	0	0	0	0
P.STROKES CONVERTED/COUPS PUN. REUSSIS	0	0	0	0	0	0	0	0
OFFSIDE/HORS JEU	0	0	0	0	1	1	2	2
WARNINGS/AVERTISSEMENTS	1	1	0	2	0	1	0	1
SUSPENSIONS/SUSPENSIONS	0	0	0	0	0	1	0	1
EXPULSIONS/EXPULSIONS	0	0	0	0	0	0	0	0

PLAYING TIME/DUREE : 39:59
OVERTIME/SURTEMPS : 16:15

Hockey

Men/Qualifying For The 5th Place Results Match 33/Aug.09

IND 1 - NZL 0		HOMMES/QUALIFICATION POUR LA 5 EME PLACE			
NO	NAME	GOALS BUTS	NO NAME	GOALS BUTS	
HALF-TIME/MI-TEMPS (0-0)					
IND		NZL			
01	James, Romeo	1	01+	Archibald, Jeffrey	0
02	Topno, Manohar	*	02	Bhikha, Husnukh	*
03	Sharma, Vineet Kumar	1	03	Brown, Christopher	0
04	Maneypanda, Somaya	0	04	Carnoutsos, George	*
05	Carvaho, Joaquimartin	0	05	Daji, Peter	0
06	Singh, Rajinder	0	06	Gallen, Laurence	0
07-	Kumar, Charanjit	0	07	Grimshaw, Stuart	0
08	Fernandis, Mervyn	0	08	Laurence, Trevor	1
09	Singh, Hardeep	0	09	Mc Leod, Grant	0
10	Mohd, Shahid	0	10	Miskimmin, Brent	0
11	Zafar, Iqbal	0	11-	Miskimmin, Peter	0
12	Singh, Nila Komol	0	12	Parkin, Arthur	0
13	Grewal, Iqbaljit	0	13	Patel, Ramesh	0
14	Singh, Ravinder Pal	*	14	Wilson, Robin	0
15	Gomes, Marcellusmark	*	15	Marquet, Maurice	0
16+	Syed, Jalaludin	0	16	Sligo, Graham	*

Men/Qualifying For The 5th Place Statistics Match 33/Aug.09

	IND			NZL		
	1ST HALF	2ND HALF	TOTAL	1ST HALF	2ND HALF	TOTAL
SHOTS ON GOAL/LANCERS AU BUT	3	1	4	2	2	4
GOALS/BUTS	0	1	1	0	0	0
SHOTS MISSED/LANCERS RATES	1	3	4	1	1	2
FOULS/FAUTES	36	38	74	26	35	61
P.CORNERS AWARDED/COINS ACCORDES	3	3	6	3	2	5
P.CORNERS CONVERTED/COINS REUSSIS	0	1	1	0	0	0
REBOUNDS/RETOURS	0	0	0	1	0	1
P.STROKES AWARDED/COUPS PUN. ACCORDES	0	0	0	0	0	0
P.STROKES CONVERTED/COUPS PUN. REUSSIS	0	0	0	0	0	0
OFFSIDE/HORS JEU	0	0	0	0	0	0
WARNINGS/AVERTISSEMENTS	0	1	1	0	1	1
SUSPENSIONS/SUSPENSIONS	0	0	0	0	0	0
EXPULSIONS/EXPULSIONS	0	0	0	0	0	0

PLAYING TIME/DUREE : 41:16

Men/Qualifying For The 5th Place Results Match 34/Aug.09

ESP 0 - HOL 0 P.STROKES: ESP 4-HOL 10		HOMMES/QUALIFICATION POUR LA 5 EME PLACE			
NO	NAME	GOALS BUTS	NO NAME	GOALS BUTS	
HALF-TIME/MI-TEMPS (0-0)					
ESP		HOL			
01	Agut, Jose	0	01	Hermans, Petrus	*
02	Cabot, Javier	0	02	Den Hartog, Arno	0 (2P)
03	Arbos, Juan	0	03	Diepeveen, Cees Jan	0
04+	Gomez, Andres	0	04	Pierik, Henricus	0
05-	Peon, JuanCarlos	0	05	Doyer, Theodoor	0 (2P)
06	Arbos, Jaime	0 (1P)	06-	Van T Hek, Thomas	0 (2P)
07	Cabot, Ricardo	* (0P)	07	Van Asbeck, Peter	0
08	Malgosa, Juan	0	08	Van Asbeck, Willem	*
09	Roca, Carlos	0 (0P)	09	Kruize, Hans	0
10	Bordas, Mariano	0	10	Kruize, Ties	0 (2P)
11-	Cobos, Ignacio	0	11	Steens, Ronaldus	0
12+	Oliva, Jorge	0	12-	Kruize, Jan Hidde	0
13	Depaz, Miguel	0 (1P)	13	Bos, Alexander	0
14	Escude, Ignacio	1	14	Bouwman, Roderik	1
15	Malgosa, Santiago	0 (2P)	15+	Klaassen, Rene	0
16	Garcia, Jose Miguel	1	16+	Van Grimbergen, Maarten	0 (2P)

Men/Qualifying For The 5th Place Statistics Match 34/Aug.09

	ESP				HOL			
	1ST HALF	2ND HALF	OT	TOT	1ST HALF	2ND HALF	OT	TOT
SHOTS ON GOAL/LANCERS AU BUT	1	0	1	2	4	2	3	9
GOALS/BUTS	0	0	0	0	0	0	0	0
SHOTS MISSED/LANCERS RATES	0	0	1	1	0	1	0	1
FOULS/FAUTES	35	32	37	104	34	32	37	103
P.CORNERS AWARDED/COINS ACCORDES	1	1	1	3	1	2	3	6
P.CORNERS CONVERTED/COINS REUSSIS	0	0	0	0	0	0	0	0
REBOUNDS/RETOURS	0	0	1	1	0	0	0	0
P.STROKES AWARDED/COUPS PUN. ACCORDES	0	0	0	0	0	0	0	0
P.STROKES CONVERTED/COUPS PUN. REUSSIS	0	0	0	0	0	0	0	0
OFFSIDE/HORS JEU	2	1	0	3	1	1	0	2
WARNINGS/AVERTISSEMENTS	2	1	0	3	3	0	0	3
SUSPENSIONS/SUSPENSIONS	1	0	0	1	0	0	0	0
EXPULSIONS/EXPULSIONS	0	0	0	0	0	0	0	0

PLAYING TIME/DUREE : 37:32
OVERTIME/SURTEMPS : 15:55



Men/Semi-Finals
Results Match 35/Aug.09

Hommes/demi-finales
Resultats match 35/09 Aout

PAK 1 - AUS 0					
NO	NAME	GOALS	NO	NAME	GOALS
		BUTS			BUTS
HALF-TIME/MI-TEMPS (1-0)					
AUS			PAK		
01	Cherlesworth, Richard	0	01	Moinuddin, G.	0
02	Irvine, James	0	02	Zia, Qasim	0
03	Batch, Colin	0	03	Ali, Nasir	0
04+	Bell, David	0	04	Rashid, A.	0
05	Berce, Adrian	1	05	Mehmood, Ayaz	0
06-	Boyce, Grant	0	06	Akhtar, Naeem	0
07	Davies, Craig	0	07	Kaleemullah	0
08	Haselhurst, Peter	0	08	Hussain, Manzoor	0
09	King, Treva	0	09	Sardar, Hasan	1
10	Leece, Terry	1	10-	Khan, Hanir	0
11+	Milton, Grant	0	11	Hameed, Khlid	0
12+	Hobbs, Michael	0	12	Khan, Shahid Ali	1
13-	Patmore, Nigel	0	13	Dar, Tauqeer	0
14-	Smith, Trevor	0	14+	Ahmed, Ishtiaq	0
15	Snowden, Neil	0	15	Sherwani, Salleem	0
16	Walsh, Terry	0	16	Ahmad, Mushtaq	0

Men/Semi-Finals
Statistics Match 35/Aug.09

Hommes/demi-finales
Statistiques match 35/09 Aout

	AUS			PAK		
	1ST	2ND	TOTAL	1ST	2ND	TOTAL
	HALF/DEMIE			HALF/DEMIE		
SHOTS ON GOAL/LANCERS AU BUT	5	3	8	1	6	7
GOALS/BUTS	0	0	0	1	0	1
SHOTS MISSED/LANCERS RATES	2	1	3	0	2	2
FOULS/FAUTES	29	27	56	46	55	101
P.CORNERS AWARDED/COINS ACCORDES	3	3	6	2	3	5
P.CORNERS CONVERTED/COINS REUSSIS	0	0	0	0	0	0
REBOUNDS/RETOURS	0	0	0	1	1	2
P.STROKES AWARDED/COUPS PUN. ACCORDES	0	0	0	0	0	0
P.STROKES CONVERTED/COUPS PUN. REUSSIS	0	0	0	0	0	0
OFFSIDE/HORS JEU	4	0	4	1	0	1
WARNINGS/AVERTISSEMENTS	1	2	3	0	0	0
SUSPENSIONS/SUSPENSIONS	1	0	1	2	0	2
EXPULSIONS/EXPULSIONS	0	0	0	0	0	0

PLAYING TIME/DUREE : 38:27

Men/Semi-Finals
Results Match 36/Aug.09

Hommes/demi-finales
Resultats match 36/09 Aout

FRG 1 - GBR 0					
NO	NAME	GOALS	NO	NAME	GOALS
		BUTS			BUTS
HALF-TIME/MI-TEMPS (0-0)					
FRG			GBR		
01	Bassemir, Christian	*	01	Taylor, Ian	0
02	Frank, Yobias	0	02	Pappin, Vervan	1
03	Hanel, Ulrich	0	03	Martin, Stephen	0
04	Fischer, Carsten	0	04	Barber, Paul	0
05+	Hurter, Joachim	0	05	Cattrall, Robert	0
06	Schmidt-Oppet, Ekkhard	1	06	Potter, Jonathon	0
07-	Krull, Reinhard	0	07	Dodds, Richard	0
08	Peter, Michael	0	08	Mc Connell, William	0
09	Blocher, Stefan	0	09+	Hughes, Norman	0
10	Keller, Andreas	0	10-	Westcott, David	0
11+	Reck, Thomas	0	11+	Leman, Richard	0
12	Slawyk, Maekku	0	12	Batchelor, Stephen	0
13	Gunst, Thomas	*	13	Kerly, Sean	0
14-	Dopp, Heiner	0	14-	Duthie, James	0
15	Fried, Volker	0	15+	Bhaura, Kulbir	0
16	Brinkmann, Dirk	*	16-	Precious, Mark	0

Men/Semi-Finals
Statistics Match 36/Aug.09

Hommes/demi-finales
Statistiques match 36/09 Aout

	FRG			GBR		
	1ST	2ND	TOTAL	1ST	2ND	TOTAL
	HALF/DEMIE			HALF/DEMIE		
SHOTS ON GOAL/LANCERS AU BUT	4	2	6	3	4	7
GOALS/BUTS	0	1	1	0	0	0
SHOTS MISSED/LANCERS RATES	0	0	0	1	1	2
FOULS/FAUTES	40	36	76	25	27	52
P.CORNERS AWARDED/COINS ACCORDES	1	1	2	2	2	4
P.CORNERS CONVERTED/COINS REUSSIS	0	1	1	0	0	0
REBOUNDS/RETOURS	0	0	0	0	0	0
P.STROKES AWARDED/COUPS PUN. ACCORDES	0	0	0	0	0	0
P.STROKES CONVERTED/COUPS PUN. REUSSIS	0	0	0	0	0	0
OFFSIDE/HORS JEU	0	2	2	3	0	3
WARNINGS/AVERTISSEMENTS	0	1	1	1	0	1
SUSPENSIONS/SUSPENSIONS	0	1	1	0	0	0
EXPULSIONS/EXPULSIONS	0	0	0	0	0	0

PLAYING TIME/DUREE : 37:24

Men/Match For The 11th Place
Results Match 37/Aug.10

Hommes/match pour la 11 eme place
Resultats match 37/10 Aout

MAL 3 - USA 3		P.STROKES: MAL 9-USA 8			
NO	NAME	GOALS	NO	NAME	GOALS
		BUTS			BUTS
HALF-TIME/MI-TEMPS (1-0)					
MAL			USA		
01	Zainal Abidin, Ahmad Fadz	*	01	Barakat, Mohammed	0
02+	Atan, Yahya	0	02+	Barrett, Ken	0
03	Foo, Keat Seong	0	03-	Cox, Rawle	0
04-	Kulwant Singh, Sukhyinder	0 (2P)	04+	Fernandes, Trevor	0
05	Chew, Michael	*	05-	Gregg, Scott	0
06	Kyndan Singh, Sarjit Sing	0 (2P)	06	Iqbal, Manzar	0 (1P)
07	Van Huizen, Stephen G.	0 (2P)	07	Kraus, Michael	0
08	Chet Singh, Jagjit Singh	0	08	Lipscher, Randy	0
09+	Bin-Krim, Soon Mustafa	0	09	Mc Michael, David	0
10-	Nunis, Kevin C.	0	10	Newton, Gary	1 (2P)
11	Ow, Soon Kooi	2	11	Newton, Mihael	0 (2P)
12	Tam, Cheo Sing	0	12	Spencer, Brian	2 (2P)
13+	Murugasen, Shurentheran	1	13	Stebbins, Morgan	*
14	Poon, Fook Loke	0	14	Stiles, Robert	*
15-	Santa Maria, Colin Hugh	0 (1P)	15	Stone, Andrew	0 (1P)
16	Abbas, Zulkifli	0	16	Traverso, Nigel	0

Men/Match For The 11th Place
Statistics Match 37/Aug.10

Hommes/match pour la 11 eme place
Statistiques match 37/10 Aout

	MAL			USA		
	1ST	2ND	TOT	1ST	2ND	TOT
	HALF/DEMIE			HALF/DEMIE		
SHOTS ON GOAL/LANCERS AU BUT	6	6	18	1	2	3
GOALS/BUTS	1	1	3	0	2	3
SHOTS MISSED/LANCERS RATES	2	3	5	0	0	0
FOULS/FAUTES	34	31	65	28	35	63
P.CORNERS AWARDED/COINS ACCORDES	5	2	7	1	0	1
P.CORNERS CONVERTED/COINS REUSSIS	0	1	1	0	0	0
REBOUNDS/RETOURS	0	0	0	0	2	2
P.STROKES AWARDED/COUPS PUN. ACCORDES	0	0	0	0	0	0
P.STROKES CONVERTED/COUPS PUN. REUSSIS	0	0	0	0	0	0
OFFSIDE/HORS JEU	1	0	1	4	9	13
WARNINGS/AVERTISSEMENTS	1	3	4	3	0	3
SUSPENSIONS/SUSPENSIONS	0	0	0	0	0	0
EXPULSIONS/EXPULSIONS	0	0	0	0	0	0

PLAYING TIME/DUREE : 55:16

Men/Match For The 9th Place
Results Match 38/Aug.10

Hommes/match pour la 9 eme place
Resultats match 38/10 Aout

KEN 1 - CAN 0					
NO	NAME	GOALS	NO	NAME	GOALS
		BUTS			BUTS
HALF-TIME/MI-TEMPS (0-0)					
CAN			KEN		
01	Austin, Julian	*	01	Oduol, Emmanuel	0
02	Goodwin, Ken	0	02	Akumu, Julius	0
03	Caruso, Pat	*	03	Alubaha, Lucas	1
04	Bissett, Dave	0	04	Omondi, Michael	0
05	Burrows, Patrick	0	05	Saini, Parminder	0
06	Smith, Rob	0	06	Panesar, Manjeet	0
07	Sandhu, Neki	0	07	Panesar, Jitender	0
08	Cholakis, Ernest	0	08	Akatsa, Peter	0
09	Hladky, William	0	09-	Kular, Harvinder	0
10	Chohan, Satinder	0	10	Otambo, Chris	0
11-	Fernades, Aaron	0	11	Daved, Brajinder	0
12	Rutledge, Ross	0	12	Fernandes, Raphael	*
13-	Plummer, Reg	0	13	Chhabra, Sunil	*
14+	Rai, Harbhajan	0	14+	Sehmi, Sarabjit	0
15	Macpherson, Bruce	*	15	Otieno, Eric	1
16	Porritt, Trevor	0	16	Mutinda, Julius	*

Men/Match For The 9th Place
Statistics Match 38/Aug.10

Hommes/match pour la 9 eme place
Statistiques match 38/10 Aout

	CAN			KEN		
	1ST	2ND	TOT	1ST	2ND	TOT
	HALF/DEMIE			HALF/DEMIE		
SHOTS ON GOAL/LANCERS AU BUT	1	4	5	10	7	17
GOALS/BUTS	0	0	0	0	0	0
SHOTS MISSED/LANCERS RATES	1	2	3	0	3	3
FOULS/FAUTES	34	34	68	20	20	40
P.CORNERS AWARDED/COINS ACCORDES	2	1	3	6	3	9
P.CORNERS CONVERTED/COINS REUSSIS	0	0	0	0	0	0
REBOUNDS/RETOURS	3	1	4	0	1	1
P.STROKES AWARDED/COUPS PUN. ACCORDES	0	0	0	0	0	0
P.STROKES CONVERTED/COUPS PUN. REUSSIS	0	0	0	0	0	0
OFFSIDE/HORS JEU	2	0	2	0	0	0
WARNINGS/AVERTISSEMENTS	0	0	0	0	1	1
SUSPENSIONS/SUSPENSIONS	1	0	1	1	1	2
EXPULSIONS/EXPULSIONS	0	0	0	0	0	0

PLAYING TIME/DUREE : 40:02

OVERTIME/SURTEMPS : 15:49

Hockey

Men/Match For The 7th Place Results Match39/Aug. 10

NZL 1 - ESP 0					
NO	NAME	GOALS BUTS	NO	NAME	GOALS BUTS
HALF-TIME/MI-TEUPS (0-0)					
ESP			NZL		
01-	Agut, Jose	0	01	Archibald, Jeffrey	0
02	Cabot, Javier	0	02	Bhikha, Husmukh	*
03	Arbos, Juan	*	03	Brown, Christopher	0
04	Gomez, Andres	*	04+	Carmoutsos, George	0
05-	Peon, Juan Carlos	0	05	Dali, Peter	0
06	Arbos, Jaime	0	06-	Gallen, Laurence	0
07	Cabot, Ricardo	0	07	Grimshaw, Stuart	0
08	Malgosa, Juan	0	08	Laurence, Trevor	*
09	Rota, Carlos	0	09	McLeod, Grant	0
10	Bordas, Mariano	0	10	Miskimmin, Brent	*
11+	Cobos, Ignacio	0	11	Miskimmin, Peter	0
12	Oliva, Jorge	0	12	Parkin, Arthur	1
13	Depaz, Miguel	0	13	Patel, Ramesh	0
14+	Escude, Ignacio	0	14	Wilson, Robin	0
15-	Malgosa, Santiago	0	15	Marquet, Maurice	*
16+	Garcia, Jose Miguel	*	16	Sligo, Graham	0

Men/Match For The 7th Place Statistics Match39/Aug. 10

		ESP			NZL		
		1ST HALF	2ND HALF	TOTAL	1ST HALF	2ND HALF	TOTAL
SHOTS ON GOAL/LANCERS AU BUT		3	2	5	6	5	11
GOALS/BUTS		0	0	0	0	1	1
SHOTS MISSED/LANCERS RATES		1	1	2	2	0	2
FOULS/FAUTES		44	37	81	27	25	52
P.CORNERS AWARDED/COINS ACCORDES		5	3	8	1	0	1
P.CORNERS CONVERTED/COINS REUSSIS		0	0	0	0	0	0
REBOUNDS/RETOURS		3	3	6	0	0	0
P.STROKES AWARDED/COUPS PUN. ACCORDES		0	0	0	0	0	0
P.STROKES CONVERTED/COUPS PUN. REUSSIS		0	0	0	0	0	0
OFFSIDE/HORS JEU		0	1	1	2	2	4
WARNINGS/AVERTISSEMENTS		1	0	1	0	1	1
SUSPENSIONS/SUSPENSIONS		0	2	2	0	0	0
EXPULSIONS/EXPULSIONS		0	1	1	0	0	0
PLAYING TIME/CUREE 39:43							

Men/Match For The 5th Place Results Match 40/Aug. 11

IND 5 - HOL 2					
NO	NAME	GOALS BUTS	NO	NAME	GOALS BUTS
HALF-TIME/MI-TEMPS (2-2)					
HOL			IND		
01	Hermans, Petrus	*	01	James, Romeo	*
02	Den Hartog, Arno	0	02+	Topno, Manohar	0
03	Diepeveen, Cees Jan	1	03	Sharma, Vineet Kumar	1
04+	Pierik, Henricus	0	04	Maneypanda, Somaya	0
05-	Doyer, Theodoor	0	05-	Carvaho, Joaqqimartin	0
06	VanTHek, Thomas	1	06	Singh, Ralinder	0
07	Van Asbeck, Peter	0	07+	Kumar, Charanjit	0
08	Van Asbeck, Willem	*	08	Fernandis, Mervyn	2
09	Kruize, Hans	0	09	Singh, Hardeep	0
10	Kruize, Ties	0	10	Mohd, Shahid	1
11	Steens, Ronaldus	0	11	Zafar, Iqbal	1
12	Kruize, Jan Hidde	0	12	Singh, Nila Komol	0
13	Bos, Alexander	0	13-	Grewal, Iqbaljit	0
14	Bouwman, Roderik	*	14+	Singh, Ravinder Pal	0
15-	Klaassen, Rene	0	15	Gomes, Marcellusmark	*
16+	Van Grimbergen, Maarten	0	16-	Syed, Jalaludin	0

Men/Match For The 5th Place Statistics Match 40/Aug. 11

		HOL			IND				
		1ST HALF	2ND HALF	OT	TOTAL	1ST HALF	2ND HALF	OT	TOTAL
SHOTS ON GOAL/LANCERS AU BUT		3	4	7	14	4	6	10	20
GOALS/BUTS		2	0	2	4	2	3	5	7
SHOTS MISSED/LANCERS RATES		1	1	2	4	3	1	4	8
FOULS/FAUTES		23	20	43	66	27	35	62	102
P.CORNERS AWARDED/COINS ACCORDES		3	4	7	10	2	1	3	5
P.CORNERS CONVERTED/COINS REUSSIS		0	0	0	0	1	1	2	3
REBOUNDS/RETOURS		2	1	3	5	2	0	2	4
P.STROKES AWARDED/COUPS PUN. ACCORDES		0	0	0	0	0	0	0	0
P.STROKES CONVERTED/COUPS PUN. REUSSIS		0	0	0	0	0	0	0	0
OFFSIDE/HORS JEU		0	2	2	4	4	1	5	9
WARNINGS/AVERTISSEMENTS		1	0	1	1	0	0	0	1
SUSPENSIONS/SUSPENSIONS		0	1	1	1	0	1	1	2
EXPULSIONS/EXPULSIONS		0	0	0	0	0	0	0	0
PLAYING TIME/DUREE : 40:34									

Hockey

Men/Match For The 3rd Place Results Match 41 /Aug. 11

GBR 3 - AUS 2					
NO	NAY	GOALS BUTS	NO	NAME	GOALS BUTS
HALF-TIME/MI-TEMPS (1-2)					
AUS			GBR		
01	Charlesworth, Richard	0	01	Taylor, Ian	0
02	Irvine, James	0	02	Pappin, Veryan	*
03-	Batch, Colin	0	03	Martin, Stephen	0
04	Bell, David	0	04	Barber, Paul	1
05	Berce, Adrian	*	05	Cattrall, Robert	*
06	Boyce, Grant	*	06	Potter, Jonathan	0
07	Davies, Craig	1	07	Dodds, Richard	1
08-	Haselhurst, Peter	0	08	McConnell, William	0
09	King, Treva	0	09	Hughes, Norman	0
10+	Leece, Terry	0	10	Westcott, David	*
11+	Milton, Grant	0	11+	Leman, Richard	0
12+	Nobbs, Michael	0	12	Batchelor, Stephen	0
13	Patmore, Nigel	1	13	Kerly, Sean	1
14-	Smith, Trevor	0	14-	Duthie, James	0
15	Snowden, Neil	0	15+	Bhaura, Kulbir	0
16	Walsh, Terry	0	16-	Precious, Mark	0

Men/Match For The 3rd Place Statistics Match 41 /Aug. 11

		AUS			GBR				
		1ST HALF	2ND HALF	OT	TOTAL	1ST HALF	2ND HALF	OT	TOTAL
SHOTS ON GOAL/LANCERS AU BUT		13	13	26	52	2	8	10	20
GOALS/BUTS		2	0	2	2	1	2	3	4
SHOTS MISSED/LANCERS RATES		4	2	6	12	0	0	0	12
FOULS/FAUTES		32	30	62	92	34	23	57	111
P.CORNERS AWARDED/COINS ACCORDES		12	6	18	24	1	5	6	21
P.CORNERS CONVERTED/COINS REUSSIS		1	0	1	2	1	2	3	6
REBOUNDS/RETOURS		1	1	2	4	3	3	6	9
P.STROKES AWARDED/COUPS PUN. ACCORDES		0	0	0	0	0	0	0	0
P.STROKES CONVERTED/COUPS PUN. REUSSIS		0	0	0	0	0	0	0	0
OFFSIDE/HORS JEU		3	2	5	8	0	0	0	8
WARNINGS/AVERTISSEMENTS		1	0	1	1	1	0	1	2
SUSPENSIONS/SUSPENSIONS		0	0	0	0	0	0	0	0
EXPULSIONS/EXPULSIONS		0	0	0	0	0	0	0	0
PLAYING TIME/DUREE 36:19									

Man/Final Results Match 42/Aug. 11

PAK 2 - FRG 1					
NO	NAME	GOALS BUTS	NO	NAY	GOALS BUTS
HALF-TIME/MI-TEMPS (0-0)					
FRG			PAK		
01	Bassemir, Christian	*	01-	Moinuddin, G.	0
02	Frank, Yobias	0	02	Zia, Qasim	0
03	Hanel, Ulrich	0	03	Ali, Nasir	0
04	Fischer, Carsten	0	04	Rashid, A.	0
05+	Hurter, Joachim	0	05	Mehmood, Ayaz	0
06-	Schmidt-Oppet, Ekkhard	0	06-	Akhtar, Naeem	0
07-	Krull, Reinhard	0	07	Kaleemullah	1
08	Peter, Michael	1	08	Hussain, Manzoor	0
09	Blocher, Stefan	0	09	Sardar, Hasan	1
10	Keller, Andreas	0	10-	Khan, Hanir	0
11+	Reck, Thomas	0	11	Hameed, Khlid	0
12	Slawky, Maekku	0	12+	Khan, Shahid Ali	0
13	Gunst, Thomas	*	13	Dar, Tauqeer	*
14-	Dopp, Heiner	0	14+	Ahmed, Ishtiaq	0
15	Fred, Volker	0	15	Sherwani, Salleem	*
16+	Brinkmann, Dirk	0	16+	Ahmad, Mushtaq	0

Men/ Final Statistics Match 42/Aug. 11

		FRG				PAK			
		1ST HALF	2ND HALF	OT	TOTAL	1ST HALF	2ND HALF	OT	TOTAL
SHOTS ON GOAL/LANCERS AU BUT		3	2	0	5	4	3	7	14
GOALS/BUTS		0	1	0	1	0	1	1	2
SHOTS MISSED/LANCERS RATES		1	1	0	2	3	3	1	7
FOULS/FAUTES		25	24	20	69	41	31	32	104
P.CORNERS AWARDED/COINS ACCORDES		2	4	0	6	4	3	4	11
P.CORNERS CONVERTED/COINS REUSSIS		0	1	0	1	0	1	1	2
REBOUNDS/RETOURS		0	0	1	1	0	0	0	1
P.STROKES AWARDED/COUPS PUN. ACCORDES		0	0	0	0	0	0	0	0
P.STROKES CONVERTED/COUPS PUN. REUSSIS		0	0	0	0	0	0	0	0
OFFSIDE/HORS JEU		2	1	0	3	2	0	0	2
WARNINGS/AVERTISSEMENTS		0	1	0	1	1	0	0	1
SUSPENSIONS/SUSPENSIONS		0	0	0	0	0	2	0	2
EXPULSIONS/EXPULSIONS		0	0	0	0	0	0	0	0
PLAYING TIME/DUREE : 37:31 OVERTIME/SURTEMPS : 17.58									



Men/Final
Match Progress Match 42/Aug.11

Hommes/finale
Deroulement match 42/11 Aout

NO	CTRY NAME	TIME	EVENT	RESULT
		TEMPS	EVENEMENT	RESULTAT
				FRG-PAK
		00:00	WATCH STARTS/MISE AU JEU 13:19	
08	FRG Peter, Michael	02:47	INJURY/BLESSURE	
04	PAK Rashid, A.	15:51	WARNING/AVERTISSEMENT	
15	FRG Fried, Volker	31:48	INJURY/BLESSURE	
04	PAK Rashid, A.	40:16	INJURY/BLESSURE	
08	FRG Peter, Michael	43:45	P. CORNER GOAL/COINS PUN. BUT	1-0
09	PAK Sardar, Hasan	49:49	P. CORNER GOAL/COINS PUN. BUT	1-1
16	PAK Ahmad, Mushtaq	49:49	SUBSTITUTION FOR/POUR NO. 10	
15	FRG Fried, Volker	52:16	WARNING/AVERTISSEMENT	
06	PAK Akhtar, Naeem	52:47	INJURY/BLESSURE	
14	PAK Ahmed, Ishfaq	52:47	SUBSTITUTION FOR/POUR NO. 6	
09	FRG Blocher, Stefan	53:16	INJURY/BLESSURE	
11	FRG Reck, Thomas	53:36	SUBSTITUTION FOR/POUR NO. 7	
16	PAK Ahmad, Mushtaq	58:53	TEMPORARY SUSPENSION TEMP.	
04	FRG Fischer, Carsten	58:53	INJURY/BLESSURE	
16	FRG Brinkmann, Dirk	58:53	SUBSTITUTION FOR/POUR NO. 14	
16	PAK Ahmad, Mushtaq	64:08	PLAYER RETURNED/RETOUR AU JEU	
04	PAK Rashid, A.	64:48	TEMPORARY SUSPENSION TEMP.	
01	PAK Moinuddin, G.	67:16	INJURY/BLESSURE	

OVERTIME/SURTEMPS

12	PAK Khan, Shahid Ali	70:00	SUBSTITUTION FOR/POUR NO. 1	
04	PAK Rashid, A.	70:00	PLAYER RETURNED/RETOUR AU JEU	
07	PAK Kaleemullah	81:40	P.CORNER GOAL/COINS PUN. BUT	1-2
06	FRG Schmidt-Oppet, Ekkhard	82:58	INJURY/BLESSURE	
05	FRG Hurter, Joachim	84:06	SUBSTITUTION FOR/POUR NO. 6	
16	PAK Ahmad, Mushtaq	89:47	INJURY/BLESSURE	

Men/Pool A
Team Standing / Aug06

Hommes/poule a
Classement des equipes / 06 Aout

COUNTRY	PLAYED	WON	LOST	TIED	FOR	AGAINST	POINTS
PAYS	JOUES	GAGNES	PERDUS	NULS	POUR	CONTRE	
1 AUS	5	5	0	0	17	4	10
2 FRG	5	3	1	1	12	4	7
3 IND	5	3	1	1	14	9	7
4 ESP	5	2	3	0	11	12	4
5 MAL	5	1	4	0	6	17	2
6 USA	5	0	5	0	4	18	0

POOL PROGRESS/DEROULEMENT DE LA POULE

	AUS	MAL	FRG	ESP	IND	USA
AUS	X	5-0	3-0	3-1	4-2	2-1
MAL	0-5	X	0-5	1-3	1-3	4-1
FRG	0-3	5-0	X	3-1	0-0	4-0
ESP	1-3	3-1	1-3	X	3-4	3-1
IND	2-4	3-1	0-0	4-3	X	5-1
USA	1-2	1-4	0-4	1-3	1-5	X

Men/Pool 8
Team Standing / Aug07

Hommes/poule b
Classement des equipes / 07Aout

COUNTRY	PLAYED	WON	LOST	TIED	FOR	AGAINST	POINTS
PAYS	JOUES	GAGNES	PERDUS	NULS	POUR	CONTRE	
1GBR	5	4	0	1	10	5	9
2 PAK	5	2	0	3	16	7	7
3 HOL	5	3	1	1	16	9	7
4 NZL	5	1	2	2	10	10	4
5 KEN	5	1	4	0	5	14	2
6 CAN	5	0	4	1	7	19	1

POOL PROGRESS/DEROULEMENT DE LA POULE

	HOL	CAN	PAK	NZL	GBR	KEN
HOL	X	4-1	3-3	3-1	3-4	3-0
CAN	1-4	X	1-7	2-2	1-3	2-3
PAK	3-3	7-1	X	3-3	0-0	3-0
NZL	1-3	2-2	3-3	X	0-1	4-1
GBR	4-3	3-1	0-0	1-0	X	2-1
KEN	0-3	3-2	0-3	1-4	1-2	X

Match Summary

Match Sommaire

MATCH POOL	ATTENDANCE
1 A AUS 5 MAL 0	Session: 8,272
2 A FRG 3 ESP 1	Session: 8,272
3 A IND 5 USA 1	Session: 8,272
4 B HOL 4 CAN 1	Session: 4,327
5 B NZL 3 PAK 3	Session: 4,327
6 B GBR 2 KEN 1	Session: 4,327
7 A AUS 3 ESP 1	Session: 3,538
8 A FRG 4 USA 0	Session: 3,538
9 A IND 3 MAL 1	Session: 3,338
10 B HOL 3 NZL 1	Session: 2,594
11 B PAK 3 KEN 0	Session: 4,735
12 B GBR 3 CAN 1	Session: 4,735
13 A IND 4 ESP 3	Session: 3,976
14 A MAL 4 USA 1	Session: 3,976
15 A AUS 3 FRG 0	Session: 3,055
16 B KEN 3 CAN 2	Session: 3,402
17 B GBR 1 NZL 0	Session: 5,062
18 B HOL 3 PAK 3	Session: 5,062
19 B FRG 5 MAL 0	Session: 9,672
20 A AUS 4 IND 2	Session: 9,672
21 A ESP 3 USA 1	Session: 10,300
22 B NZL 4 KEN 1	Session: 3,661
23 A GBR 4 HOL 3	Session: 8,916
24 B PAK 7 CAN 1	Session: 8,916
25 A AUS 2 USA 1	Session: 3,756

MATCH POOL	ATTENDANCE
26 A ESP 3 MAL 1	Session: 3,756
27 A FRG 0 IND 0	Session: 5,166
28 B GBR 0 PAK 0	Session: 5,463
29 B CAN 2 NZL 2	Session: 8,350
30 B HOL 3 KEN 0	Session: 8,350
31 CAN 1 MAL 0	Session: 8,237
32 USA 1 KEN 1	Session: 8,237
33 IND 1 NZL 0	Session: 3,545
34 ESP 0* HOL 0	Session: 3,545
35 PAK 1 AUS 0	Session: 12,331
36 FRG 1 GBR 0	Session: 12,331
37 MAL 3 USA 3**	Session: 4,612
38 KEN 1 CAN 0	Session: 7,693
39 NZL 1 ESP 0	Session: 7,693
40 IND 5 HOL 2	Session: 16,713
41 GBR 3 AUS 2	Session: 16,731
42 PAK 2 FRG 1	Session: 16,731

* = Spain won 3-2 in Penalty Stroke Competition
** = USA won 9-8 in Penalty Stroke Competition

Men

Hommes

Scorer Standing / Aug11

Classement des buteurs / 11 Aout

RANK	CTRY NAY	TOTAL	F. GOALS	P. STROKES	P. CORNERS
RANG		BUTS	COUPS	PEN.	COINS PEN.
1	PAK Sardar, Hasan	10	9	0	1
2	AUS Walsh, Terry	8	7	1	0
3	GBR Kerly,Sean	7	7	0	0
4	IND Sharma, Vineet Kumar	6	0	0	6
	IND Fernandis, Mervyn	6	5	0	1
6	ESP Roca, Carlos	5	3	0	2
	PAK Hussain, Manzoor	5	5	0	0
	AUS Patmore, Nigel	5	5	0	0
9	CAN Rutledge, Ross	4	3	0	1
	FRG Dopp, Heiner	4	4	0	0
	NZL Daji, Peter	4	4	0	0
	ESP Arbos, Jaime	4	0	1	3
	HOL Van T Hek, Thomas	4	3	1	0
14	AUS Haselhurst, Peter	3	3	0	0
	HOL Kruize, Ties	3	0	2	1
	KEN Saini, Parminder	3	2	1	0
	USA Newton, Gary	3	0	0	3
	USA Spencer, Brian	3	3	0	0
	IND Mohd, Shahid	3	3	0	0
	HOL Diepeveen, Cees Jan	3	2	0	1
21	HOL Van Grimbergen, Maarten	2	2	0	0
	MAL Tam, Cheo Sing	2	1	0	1
	HOL Kruize, Jan Hidde	2	1	1	0
	FRG Fischer, Carsten	2	0	0	2
	IND Carvahlo, Joaquimmartin	2	0	2	0
	FRG Blocher, Stefan	2	2	0	0
	PAK Khan, Hanir	2	2	0	0
	KEN Otambo, Chris	2	2	0	0
	GBR Batchelor, Stephen	2	0	0	2
	USA Stone, Andrew	2	0	2	0
	MAL Kyndan Singh, Sarjit Sing	2	2	0	0
	NZL Gallen, Laurence	2	1	0	1
	CAN Sandhu, Neki	2	0	2	0
	KEN Alubaha, Lucas	2	0	0	2
	NZL Parkin, Arthur	2	1	1	0
	MAL Ow, Soon Kooi	2	1	0	1
	FRG Peter, Michael	2	0	0	2
	AUS Davies, Craig	2	0	0	2
39	FRG Krull, Reinhard	1	1	0	0
	IND Kumar, Charanjit	1	1	0	0
	HOL Van Asbeck, Peter	1	1	0	0
	MAL Foo, Keat Seong	1	0	0	1
	FRG Slawyk, Maekku	1	1	0	0
	NZL Mc Leod, Grant	1	0	0	1
	GBR Duthie, James	1	0	0	1
	IND Singh, Hardeep	1	1	0	0
	ESP Malgosa, Santiago	1	1	0	0
	MAL Chew, Michael	1	0	1	0
	GBR Cattrall, Robert	1	0	0	1
	PAK Hameed, Khlid	1	0	0	1
	FRG Reck, Thomas	1	1	0	0
	AUS Batch, Colin	1	1	0	0
	NZL Miskimmin, Peter	1	0	0	1
	HOL Klaassen, Rene	1	1	0	0
	HOL Van Asbeck, Willem	1	0	1	0
	ESP Cobos, Ignacio	1	1	0	0
	CAN Cholakis, Ernest	1	0	0	1
	NZL Grimshaw, Stuart	1	1	0	0
	HOL Doyer, Theodoor	1	1	0	0
	CAN Porritt, Trevor	1	1	0	0
	FRG Schmidt-Oppet, Ekkhard	1	0	0	1
	MAL Murugasen, Shurentheran	1	1	0	0
	IND Zafar, Iqbal	1	1	0	0
	GBR Dodds, Richard	1	0	0	1
	GBR Barber, Paul	1	0	0	1
	PAK Kaleemullah	1	0	0	1
TOTALS		157	98	16	43

Judo/Judo

Officials

International Judo Federation (IJF)
 President / president
 Secretary-General / secretaire-general
 Technical Delegates / delegues techniques

Shigeyoshi Matsumae (JPN)
 Heinz Kempa (GDR)
 Henri Pierre Sourtine (FRA)
 Jacobus Navwelaerts de Age (HOL)

LAOOC Administrative staff / Personal Administratif de LAOOC
 Commissioner / commissaire
 Competition Director / directeur de competition
 Venue Manager and Sports Manager / manager de la venue et manager du sport
 Willy Reich
 Raymond Demblant
 Tedd Wallace

Participants/Participants

Men Hommes	Competitors Competiteurs	Countries Pays
Extra Lightweight / poide super-leger (60 kg)	28	28
Half Lightweight / poide mi-leger (65 kg)	35	35
Lightweight / poide leger (71 kg)	32	32
Half Middleweight / poids mi-myoen (78 kg)	42	42
Middleweight / poids moyen (86 kg)	31	31
Half Heavyweight / poids mi-lourd (95 kg)	24	24
Heavyweight / poids lourd (95 + kg)	16	16
Open Category / categorie ouverte	15	15


Legend/Legende

FUS fusen-gachi / win by default / victoire par défaut
 FUS* fusen-gachi / default by both / défaut des deux adversaires
 HAN hansoku-make / disqualification / disqualification
 HIK hiki-wake / draw / match nul
 IPO ippon / full point / ippon
 KIK kiken-gachi / win by withdrawal / victoire sur abandon
 KOK* koka-shido / koka due to note / koka sur note
 KOK koka / almost yuko / presque yuko

SOG sogo-gachi / compound win / victoire composée
 WAZ waza-ari / almost ippon / presque ippon
 WAZ* waza-ari keikaku / waza-ari due to warning / waza-ari sur avertissement
 WIP waza-ari awasete ippon / win due to waza-ari / victoire sur waza-ari
 YUK yuko / almost waza-ari / presque waza-ari
 YUK* yuko-chui / yuko due to caution / yuko sur avertissement
 YUS yusei-gachi / win by decision / victoire par décision

Eagle's Nest Arena,
 California state University,
 Los Angeles (4,300)





Judo

Extra Lightweight 60 Kg/ Preliminary Pool A Round 1 / Aug. 04			Poids super-leger 60 kg / eliminatoires Tableau a tour 1 / 04 Aout
NAME	CTRY	WINNINGSTYLE TECHNIQUE DU GAGNANT	TIME TEMPS
Ciampa, Gino Mafuta, James	AUS ZAM	SEOI-NAGE	1:35
Zhang, Goujun Delvingt, Guy	CHN FRA	HARAI-GOSHI	5:00
Sotillo, Carlos Francini, Alberto	ESP SMR	TAI-OTOSHI	5:00
Madhar, Mohamed Nkamgang, Christian	SUR CMR	SEOI-NAGE	5:00
Sall, Djibril Jupke, Peter	SEN FRG	KANSETSU-JUJI-GATAME	4:14
Di Nocco, Jorge Omar Yeung, Luen-Lin	ARG HKG	TE-GURUMA	1:02

Extra Lightweight 60 Kg/ Preliminary Pool A Round 2 / Aug. 04			Poids super-leger 60 kg / eliminatoires Tableau a tour 2 / 04 Aout
NAME	CTRY	WINNINGSTYLE TECHNIQUE DU GAGNANT	TIME TEMPS
Caimpa, Gino Delvingt, Guy	AUS FRA	PENALTY	5:00
Sotillo, Carlos Kim, Jae-Yup	ESP KOR	KO-UCHI-GAKE	5:00
Madhar, Mohamed Jupke, Peter	SUR FRG	DE-ASHI-HARAI	0:24
Di Nocco, Jorge Omar Liddie, Edward	ARG USA	PENALTY / YOKO-SHIHO-GATAME	3:29

Extra Lightweight 60 Kg/ Preliminary Pool A Round 3 / Aug. 04			Poids super-leger 60 kg / eliminatoires Tableau a tour 3 / 04 Aout
NAME	CTRY	WINNING STYLE TECHNIQUE DU GAGNANT	TIME TEMPS
Delvingt, Guy Kim, Jae-Yup	FRA KOR	YUSEI-GACHI	2/3 5:00
Jupke, Peter Liddie, Edward	FRG USA	YUSEI-GACHI	3/3 5:00

Extra Lightweight 60 Kg/ Preliminary Pool A Round 4 / Aug. 04			Poids super-leger 60 kg / eliminatoires Tableau a tour 4 / 04 Aout
NAME	CTRY	WINNINGSTYLE TECHNIQUE DU GAGNANT	TIME TEMPS
Kim, Jae-Yup Liddie, Edward	KOR USA	TANI-OTOSHI	5:00

Extra Lightweight 60 Kg/ Preliminary Pool B Round 1 / Aug. 04			Poids super-leger 60 kg / eliminatoires Tableau b tour 1 / 04 Aout
NAME	CTRY	WINNINGSTYLE TECHNIQUE DU GAGNANT	TIME TEMPS
Guler, Cengiz Chau, Chin-Fu	TUR TPE	FUSEN-GACHI	0:00
Sanabria Jr., Alvaro Koaz, Eddy	CRC ISR	O-SOTO-GARI	0:14
Eckersley, Neil Hellqvist, Anders	GBR SWE	KANSETSU-JUJI-GATAME	4:27
Neves, Joao Hosokawa, Shinji	POR JPN	YOKO-TOMOE-NAGE	1:56
Takahashi, Phil Shinoara, Luiz	CAN BRA	YUSEI-GACHI	2/3 5:00
Slimani, Abdelhamid Estephan, Michel	MAR LIB	TATE-SHIHO-GATAME	3:20

Extra Lightweight 60 Kg/ Preliminary Pool B Round 2 / Aug. 04			Poids super-leger 60 kg / eliminatoires Tableau b tour 2 / 04 Aout
NAME	CTRY	WINNINGSTYLE TECHNIQUE DU GAGNANT	TIME TEMPS
Chau, Chin-Fu Koaz, Eddy	TPE ISR	SANKAKU-JIME	3:04
Eckersley, Neil Gonzalez, Rafael	GBR MEX	SUMI-GAESHI	5:00
Hosokawa, Shinji Shinoara, Luiz	JPN BRA	SEOI-NAGE / YOKO-TOMOE-NAGE	2:58
Slimani, Abdelhamid Mariani, Felice	MAR ITA	YUSEI-GACHI	3/3 5:00

Judo

Extra Lightweight 60 Kg / Preliminary Pool B Round 3 / Aug. 04			Poids super-leger 60 kg / eliminatoires Tableau b tour 3 / 04 Aout
NAME	CTRY	WINNING STYLE TECHNIQUE DU GAGNANT	TIME TEMPS
Koaz, Eddy Eckersley, Neil	ISR GBR	KANSETSU-JUJI-GATAME	4:24
Hosokawa, Shinji Mariani, Felice	JPN ITA	TOMOE-NAGE	5:00

Extra Lightweight 60 Kg/ Preliminary Pool B Round 4 / Aug. 04			Poids super-leger 60 kg / eliminatoires Tableau b tour 4 / 04 Aout
NAME	CTRY	WINNINGSTYLE TECHNIQUE DU GAGNANT	TIME TEMPS
Eckersley, Neil Hosokawa, Shinji	GBR JPN	YOKO-SHIHO-GATAME	0:51

Extra Lightweight 60 Kg/ Repechages Pools A & B And Final / Aug. 04			Poids super-leger 60 kg / repschages tableaux a & b et Finale / 04 Aout
NAME	CTRY	WINNINGSTYLE TECHNIQUE DU GAGNANT	TIME TEMPS
REPECHAGE A			
Sotillo, Carlos Delvingt, Guy	ESP FRA	KAISHI	5:00
Delvingt, Guy Liddie, Edward	FRA USA	SEOI-NAGE	7:00
REPECHAGE B			
Neves, Joao Shinoara, Luiz	POR BRA	FUSEN-GACHI	0:00
Shinoara, Luiz Mariani, Felice	BRA ITA	YUSEI-GACHI	3/3 5:00
Mariani, Felice Eckersley, Neil	ITA GBR	KANSETSU-JUJI-GATAME	2:09
FINAL/FINALE			
Kim, Jae-Yup Hosokawa, Shinji	KOR JPN	YOKO-SHIHO-GATAME	1:09

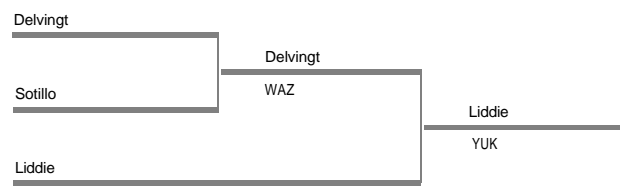


Extra Lightweight
132.26 pounds August 04

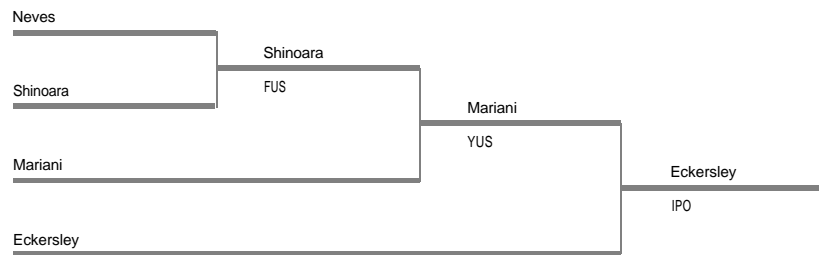
Poids super-léger
60 kg Août 04

Pool / Tableau A	Round / Tour 2	Round / Tour 3	Round / Tour 4	Final/Finale
Round / Tour 1				
Gino Ciampa (AUS)	Ciampa			
James Mafuta (ZAM)	IPO			
Goujun Zhang (CHN)	Delvingt	Delvingt		
Guy Delvingt (FRA)	YUK	YUK		
Carlos Sotillo (ESP)	Sotillo		Kim	
Alberto Francini (SMR)	YUK	Kim	YUS	
Jae-Yup Kim (KOR)	Kim	WAZ		
Bye				Kim
Mohamed Madhar (SUR)	Madhar			YUK
Christian Nkamgang (CMR)	YUK			
Djrril Sall (SEN)	Jupke	Jupke		
Peter Jupke (FRG)	IPO	IPO		
Jorge Omar DiNocco (ARG)	Dinocco		Liddie	
Luen-Lin Yeung (HKG)	IPO	Liddie	Yus	
Edward Liddie (USA)	Liddie	IPO		
Bye				
Pool / Tableau B				Hosokawa
Cengiz Guler (TUR)	Chau			IPO
Chin-Fu Chau (TPE)	FUS	Koaz		
Rony Sanabpia (CRC)	Koaz	IPO		
Eddy Koaz (ISR)	IPO			
Neil Eckersley (GBR)	Eckersley		Eckersley	
Anders Hellqvist (SWE)	IPO	Eckersley	IPO	
Rafael Gonzalez (MEX)	Gonzalez	IPO		
Bye				Hosokawa
Joao Neves (POR)	Hosokawa			IPO
Shinji Hosokawa (JPN)	IPO	Hosokawa		
Phil Takahashi (CAN)	Shinoara	IPO		
Luiz Shinoara (BRA)	YUS		Hosokawa	
Abdelhamid Slimani (MAR)	Slimani		YUK	
Michel Estephan (LIB)	IPO	Mariani		
Fdlice Mariani (ITA)	Mariani	YUS		
Bye				

Repechage A



Repechage B



Half Lightweight 65 Kg / Preliminary Pool A Round 1 / Aug. 05		Poids mi-leger 65 kg / eliminatoires Tableau a tour 1 / 05 Aout	
NAME	CTRY WINNING STYLE TECHNIQUE DU GAGNANT	TIME TEMPS	
Matsuoka, Yoshiyuki	JPN O-UCHI-GARI	5:00	
Haggqvist, Jorgen	SWE		
Al-Najada, Adel	KUW SHINE	1:17	
Farrow, Brad	CAN		

Half Lightweight 65 Kg / Preliminary Pool A Round 2 / Aug. 05		Poids mi-leger 65 kg / eliminatoires Tableau a tour 2 / 05 Aout	
NAME	CTRY WINNING STYLE TECHNIQUE DU GAGNANT	TIME TEMPS	
Matsuoka, Yoshiyuki	JPN SEOI-NAGE	5:00	
Laats, Philip	BEL		
Gawthorpe, Stephen	GBR TATE-SHIHO-GATAME	3:45	
Rosa, Rui	POR		
Chalas, Juan	DON FUSEI-GACHI	0:00	
Mbida, Bienvenu	CGO		
Niculae, Constantin	ROM YUSEI-GACHI	3/3 5:00	
Padilla, Gerardo	MEX		
Farrow, Brad	CAN KANSETSU	0:18	
Bikidick, Jesskiel	CMR		
Alexandre, Marc	FRA KUZURE-KAMI-SHIHO-GATAME	2:25	
Narvaez, Max	PAR		
El-Achkar, Jihad	LIB SEOI-NAGE	3:47	
Arevalo, Jimmy	ECU		
Bequera Vera, Luis	VEN PENALTY	5:00	
Ocko, Franc	YUG		

Half Lightweight 65 Kg / Preliminary Pool A Round 3 / Aug. 05		Poids mi-leger 65 kg / eliminatoires Tableau a tour 3 / 05 Aout	
NAME	CTRY WINNING STYLE TECHNIQUE DU GAGNANT	TIME TEMPS	
Matsuoka, Yoshiyuki	JPN SEOI-NAGE	2:28	
Gawthorpe, Stephen	GBR		
Mbida, Bienvenu	CGO TATE-SHIHO-GATAME	3:55	
Niculae, Constantin	ROM		
Farrow, Brad	CAN DE-ASHI-HARAI	5:00	
Alexandre, Marc	FRA		
Arevalo, Jimmy	ECU PENALTY	5:00	
Ocko, Franc	YUG		

Half Lightweight 65 Kg / Preliminary Pool A Round 4 / Aug. 05		Poids mi-leger 65 kg / eliminatoires Tableau a tour 4 / 05 Aout	
NAME	CTRY WINNING STYLE TECHNIQUE DU GAGNANT	TIME TEMPS	
Matsuoka, Yoshiyuki	JPN KANSETSU-WAZA	2:16	
Niculae, Constantin	ROM		
Alexandre, Marc	FRA YUSEI-GACHI	3/3 5:00	
Ocko, Franc	YUG		

Half Lightweight 65 Kg / Preliminary Pool A Round 5 / Aug. 05		Poids mi-leger 65 kg / eliminatoires Tableau a tour 5 / 05 Aout	
NAME	CTRY WINNING STYLE TECHNIQUE DU GAGNANT	TIME TEMPS	
Matsuoka, Yoshiyuki	JPN YUSEI-GACHI	3/3 5:00	
Alexandre, Marc	FRA		

Half Lightweight 65 Kg / Preliminary Pool B Round 1 / Aug. 05		Poids mi-leger 65 kg / eliminatoires Tableau b tour 1 / 05 Aout	
NAME	CTRY WINNING STYLE TECHNIQUE DU GAGNANT	TIME TEMPS	
Rosati, Sandro	ITA SHIME	3:33	
Sancho, Andres	CRC		

Half Lightweight 65 Kg / Preliminary Pool B Round 2 / Aug. 05		Poids mi-leger 65 kg / eliminatoires Tableau b tour 2 / 05 Aout	
NAME	CTRY WINNING STYLE TECHNIQUE DU GAGNANT	TIME TEMPS	
Rosati, Sandro	ITA PENALTY	5:00	
Rodriguez, Francisco	ESP		
Solo, Carlos	HON SHINE	1:12	
Ayan, Alpaslan	TUR		
Claire, Edgar	BOL KANSETSU-JUJI-GATAME	1:16	
Chanson, Luc	SUI		
Agena, Craig	USA TOMOE-NAGE	5:00	
Chinchilla, Alfredo	NOR		
Rohleder, James	FRG KO-SOTO-GARI	5:00	
Wang, Shengli	CHN		
Sano, Sergio	BRA SHIME	0:32	
Torres, Fredy	ESA		
Chong, Siao-Chin	HKG KUZURE-KAMI-SHIHO-GATAME	1:30	
Hwang, Jung-Oh	KOR		
Soubei, Mohamed	EGY SEOI-NAGE	4:30	
Reiter, Josef	AUT		

**Half Lightweight 65 Kg / Preliminary
Pool B Round 3 / Aug. 05****Poids mi-leger 65 kg/ eliminatoires
Tableau b tour 3 / 05 Aout**

NAME	CTRY	WINNING STYLE TECHNIQUE DU GAGNANT	TIME TEMPS
Rosati, Bandro Ayan, Alpaslan	ITA TUR	YUSEI-GACHI	3/3 5:00
Chanson, Luc Chinchilla, Alfredo	SUI NOR	KO-UCHI-GARI	5:00
Rohleder, James Sano, Sergio	FRG BRA	O-UCHI-GARI	5:00
Hwang, Jung-Oh Reiter, Josef	KOR AUT	TE-WAZA	5:00

**Half Lightweight 65 Kg / Preliminary
Pool B Round 4 / Aug. 05****Poids mi-leger 65 kg / eliminatoires
Tableau b tour 4 / 05 Aout**

NAME	CTRY	WINNING STYLE TECHNIQUE DU GAGNANT	TIME TEMPS
Rosati, Sandro Chanson, Luc	ITA SUI	KIKEN-GACHI	2:01
Bano, Bergio Hwang, Jung-Oh	BRA KOR	SEOI-NAGE	5:00

**Half Lightweight 65 Kg / Preliminary
Pool B Round 5 / Aug. 05****Poids mi-leger 65 kg / eliminatoires
Tableau b tour 5 / 05 Aout**

NAME	CTRY	WINNING STYLE TECHNIQUE DU GAGNANT	TIME TEMPS
Rosati, Bandro Hwang, Jung-Oh	ITA KOR	PENALTY	5:00

**Half Lightweight 65 Kg / Repechages Pools A & B And
Final / Aug. 05****Poids mi-leger 65 kg / repechages tableaux a & bet
Finale / 05 Aout**

NAME	CTRY	WINNING STYLE TECHNIQUE DU GAGNANT	TIME TEMPS
REPECHAGE A			
Haggqvist, Jorgen Laats, Philip	SWE BEL	O-UCHI-GARI	5:00
Lasts, Philip Gawthorpe, Stephen	BEL GBR	KANSETSU-JUJI-GATAME	0:56
Gawthorpe, Stephen Niculae, Constantin	GBR ROM	YOKO-GAKE	5:00
Gawthorpe, Stephen Alexandre, Marc	GBR FRA	UCHI-MATA	7:00
REPECHAGE B			
Chong, Siao-Chin Reiter, Josef	HKG AUT	KUZURE-KESA-GATAME	2:01
Reiter, Josef Bano, Sergio	AUT BRA	KANSETSU-JUJI-GATAME	3:10
Reiter, Josef Rosati, Bandro	AUT ITA	YUSEI-GACHI	2/3 7:00
FINAL/FINALE			
Matsuoka, Yoshiyuki Hwang, Jung-Oh	JPN KOR	SEOI-NAGE	7:00

**Lightweight 71 Kg / Preliminary
Pool A Round 1 / Aug. 06****Poids leger 71 kg / eliminatoires
Tableau a tour 1 / 06 Aout**

NAME	CTRY	WINNING STYLE TECHNIQUE DU GAGNANT	TIME TEMPS
Beauchamp, Glenn Chirinos, Luis	CAN HON	FUSEN-GACHI	0:00
Tam, Chin-Kee Yi, Dexin	HKG CHN	KAMI-SHIHO-GATAME	3:41
Oleary, shaun Wohlwend, Johannes	NZL LIE	TE-GURUMA	5:00
Gamba, Ezio Dyot, Serge	ITA FRA	KANSETSU-JUJI-GATAME	1:07
Khawam, Rony Ben Gamra, Hassen	LIB TUN	UCHI-MATA	0:42
Zagloul, Yousry Onmura, Luis	EGY BRA	UCHI-MATA	3:18
Evensen, Frank Swain, Michael	NOR USA	YUSEI-GACHI	3/3 5:00
N'Guessan, Jean Claude Al-Hammad, Yousuf	CIV KUW	KANSETSU	2:58

**Lightweight 71 Kg / Preliminary
Pool A Round 2 / Aug. 06****Poids leger 71 kg / eliminatoires
Tableau a tour 2 / 06 Aout**

NAME	CTRY	WINNING STYLE TECHNIQUE DU GAGNANT	TIME TEMPS
Beauchamp, Glenn Yi, Dexin	CAN CHN	TE-WAZA	5:00
Wohlwend, Johannes Gamba, Ezio	LIE ITA	KANSETSU-JUJI-GATAME	2:02
Ben Gamra, Hassen Onmura, Luis	TUN BRA	SEOI-NAGE	5:00
Swain, Michael Al-Hammad, Yousuf	USA KUW	UCHI-MATA	0:04

**Lightweight 71 Kg / Preliminary
Pool A Round 3 / Aug. 06****Poids leger 71 kg / eliminatoires
Tableau a tour 3 / 06 Aout**

NAME	CTRY	WINNING STYLE TECHNIQUE DU GAGNANT	TIME TEMPS
Beauchamp, Glenn Gamba, Ezio	CAN ITA	KANSETSU-JUJI-GATAME	0:42
Onmura, Luis Swain, Michael	BRA USA	YUSEI-GACHI	3/3 5:00

**Lightweight 71 Kg / Preliminary
Pool A Round 4 / Aug. 06****Poids leger 71 kg / eliminatoires
Tableau a tour 4 / 06 Aout**

NAME	CTRY	WINNING STYLE TECHNIQUE DU GAGNANT	TIME TEMPS
Gamba, Ezio Onmura, Luis	ITA BRA	KANSETSU-JUJI-GATAME	0:10

**Lightweight 71 Kg / Preliminary
Pool B Round 1 / Aug. 06****Poids leger 71 kg / eliminatoires
Tableau b tour 1 / 06 Aout**

NAME	CTRY	WINNING STYLE TECHNIQUE DU GAGNANT	TIME TEMPS
Liaw, Der-Cherng Young, Michael	TPE AUS	PENALTY	5:00
Ruiz, Joaquin Banabria Jr., Alvaro	ESP CRC	DE-ASHI-BARAI/SEOI-NAGE	2:19
Hyvarinen, Antti Stranz, Stefan	FIN FRG	UCHI-MATA	1:07
Brown, Kerrith Vujevic, Vojo	GBR YUG	YUSEI-GACHI	2/3 5:00
Diallo, Ibrahima Nakanishi, Hidetoshi	SEN JPN	HANSOKU-GACHI	4:24
D' Assuncao, Hugo Vizcarra, Federico	POR MEX	KO-UCHI-GARI	5:00
Kalwihzi, Alick Vargas, Juan	ZAM ESA	O-GOSHI	4:56
Foley, Kieran Ahn, Byeong-Keun	IRL KOR	YOKO-SHIHO-GATAME	2:53

**Lightweight 71 Kg / Preliminary
Pool B Round 2 / Aug. 06****Poids leger 71 kg / eliminatoires
Tableau b tour 2 / 06 Aout**

NAME	CTRY	WINNING STYLE TECHNIQUE DU GAGNANT	TIME TEMPS
Liaw, Der-Cherng Ruiz, Joaquin	TPE ESP	PENALTY	5:00
Stranz, Stefan Brown, Kerrith	FRG GBR	UDE-GARAMI	4:25

Half Lightweight
143.25 pounds August 05

Poids mi-léger
65 kg Aout 05

Pool / Tableau A
Round / Tour 1

Round / Tour 2

Round / Tour 3

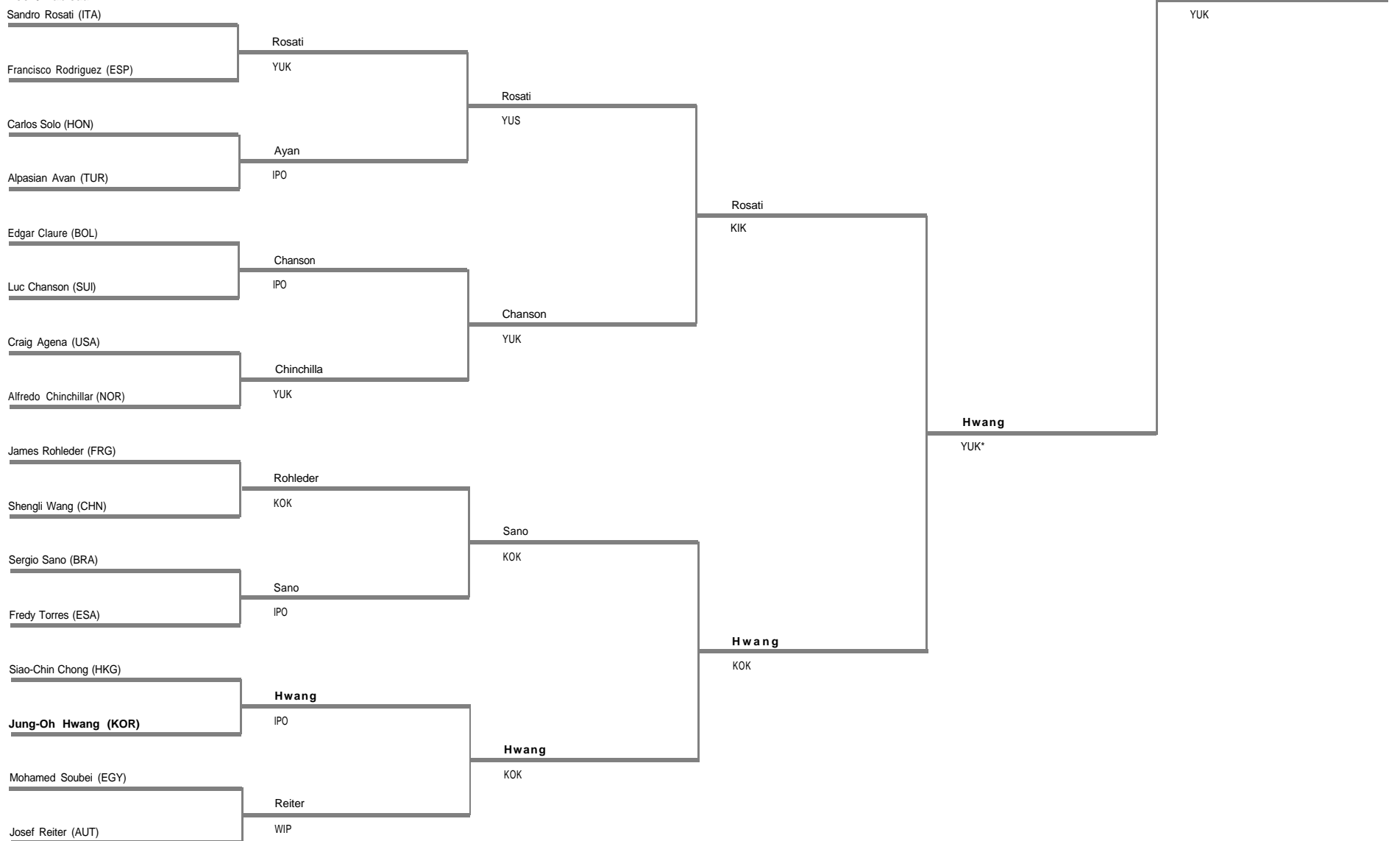
Round / Tour 4

Final/Finale

Yoshiyuki Matsuoka (JPN)

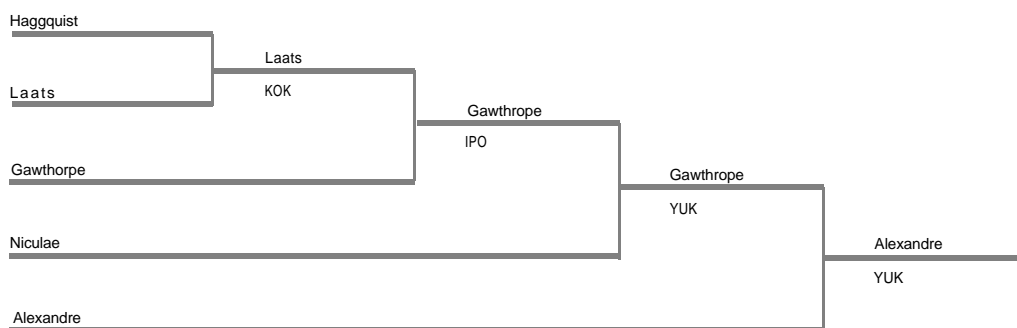


Pool / Tableau B

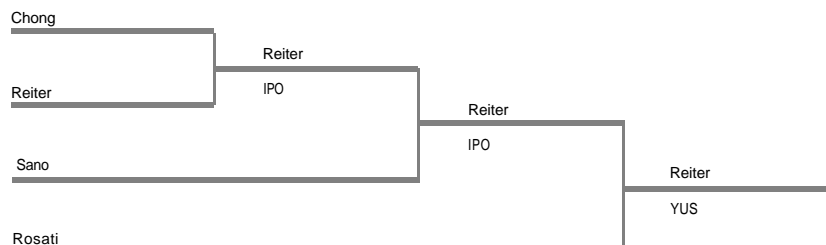




Repechage A



Repechage B



N A M E	CTRY	WINNING STYLE TECHNIQUE DU GAGNANT	TIME TEMPS
Nakanishi, Hidetoshi	JPN	DE-ASHI-BARAI	5:00
Vizcarra, Federico	MEX		
Vargas, Juan	ESA		0:36
Ahn, Byeong-Keun	KOR	SEOI-NAGE	

Lightweight 71 Kg / Preliminary Pool B Round 3 / Aug. 06		Poids léger 71 kg / éliminatoires Tableau b tour 3 / 06 Aout	
N A M E	CTRY	WINNING STYLE TECHNIQUE DU GAGNANT	TIME TEMPS
Liaw, Der-Cherng	TPE		5:00
Brown, Kerrith	GBR	SUKUI-NAGE	
Nakanishi, Hidetoshi	JPN		5:00
Ahn, Byeong-Keun	KOR	PENALTY	

Lightweight 71 Kg / Preliminary Pool B Round 4 / Aug. 06		Poids léger 71 kg / éliminatoires Tableau b tour 4 / 06 Aout	
N A M E	CTRY	WINNING STYLE TECHNIQUE DU GAGNANT	TIME TEMPS
Brown, Kerrith	GBR		3/3 5:00
Ahn, Byeong-Keun	KOA	YUSEI-GACHI	

Lightweight 71 Kg / Repechages Pools A & B And Final / Aug. 06		Poids léger 71 kg / tableaux a & b et Final / 06 Aout	
NAME	CTRY	WINNING STYLE TECHNIQUE DU GAGNANT	TIME TEMPS

REPECHAGE A			
NAME	CTRY	WINNING STYLE TECHNIQUE DU GAGNANT	TIME TEMPS
Dyot, Serge	FRA	TAI-OTOSHI	0:58
Wohlwend, Johannes	LIE		
Dyot, Serge	FRA		3/3 5:00
Beauchamp, Glenn	CAN	YUSEI-GACHI	
Beauchamp, Glenn	CAN		7:00
Onmura, Luis	BRA	KAESHI-WAZA	
REPECHAGE B			
Foley, Kieran	IRL	CHI-MATA	0:08
Vargas, Juan	ESA		
Foley, Kieran	IRL		5:00
Nakanishi, Hidetoshi	JPN	KAESHI-WAZA	
Nakanishi, Hidetoshi	JPN		7:00
Brown, Kerrith	GBR	KO-UCHI-GARI	
FINAL/FINALE			
Gamba, Ezio	ITA		
Ahn, Byeong-Keun	KOR	SEOI-NAGE	7:00

Half Middleweight 76 Kg / Preliminary Pool A Round 1 / Aug. 07		Poids mi-moyen 76 kg / éliminatoires Tableau a tour 07 Aout	
N A M E	CTRY	WINNING STYLE TECHNIQUE DU GAGNANT	TIME TEMPS

Andrade, Antonio	POR	SHIME-WAZA	0:36
Condor, Javier	CRC		
Thoen, Fridtjof	NOR		5:00
Yesilnur, Suheyl	TUR	PENALTY	
Lescak, Filip	YUG	FUSEN-GACHI	0:00
Sierra, Adrian	HON		
Henneveld, Robert	HOL	FUSEN-GACHI	0:00
Casanova, Jaime	DOM		
Spinks, Graeme	NZL		5:00
Nowak, Michel	FRA	O-UCHI-GARI	

Half Middleweight 78 Kg / Preliminary Pool A Round 2 / Aug. 07		Poids mi-moyen 78 kg / éliminatoires Tableau a tour 2 / 07 Aout	
NAME	CTRY	WINNING STYLE TECHNIQUE DU GAGNANT	TIME TEMPS

Andrade, Antonio	POR	TATE-SHIHO-GATAME	1:10
Diallo, Abdoulaye	GUI		
Yesilnur, Suheyl	TUR	SEOI-NAGE	1:47
Banz, Ignacio	ESP		
Lescak, Filip	YUG	O-SOTO-GARI	5:00
Santos, Rogerio	BRA		
Kouyialis, Ioannis	CYP		4:28
Gueye-Elhadij, Ousseynou	SEN	HARAI-GOSHI	
Henneveld, Robert	HOL		1:41
Adams, Neil	GBR	SEOI-NAGE	
Al-Tubaikh, Saed	KUW		0:33
Barron, Bret	USA	SHIME-WAZA	
Nowak, Michel	FRA	SUKUI-NAGE	0:35
Ponte, Moshe	ISR		
Myllyla, Seppo	FIN	YOKO-SHIHO-GATAME	3:52
Tembo, Asafu	ZAM		

Half Middleweight 78 Kg / Preliminary Pool A Round 3 / Aug. 07		Poids mi-moyen 76 kg / éliminatoires Tableau a tour 3 / 07 Aout	
NAME	CTRY	WINNING STYLE TECHNIQUE DU GAGNANT	TIME TEMPS

Andrade, Antonio	POR		5:00
Yesilnur, Suheyl	TUR	DE-ASHI-BARAI	
Lescak, Filip	YUG	YUSEI-GACHI	3/3 5:00
Gueye-Elhadij, Ousseynou	SEN		
Adams, Neil	GBR	KANSETSU-JUJI-GATAME	3:33
Barron, Bret	USA		
Nowak, Michel	FRA	SOKO-GACHI (PENALTY / KUZURE-KESA-GATAME)	3:44
Myllyla, Seppo	FIN		

Lightweight
156.5 pounds August 06

Poids leger
71 kg Aout 06

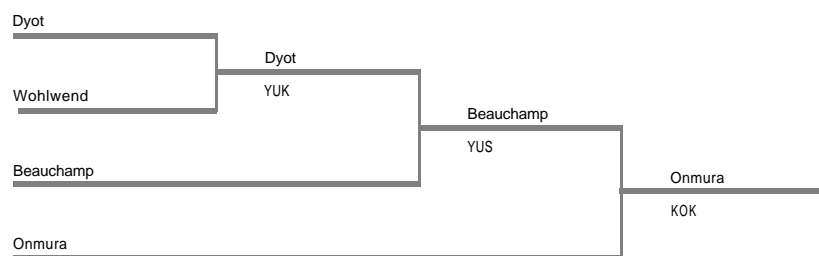
Pool/Tableau A

Round/Tour 1 Round/Tour 2 Round/Tour 3 Round/Tour 4 Final/Finale

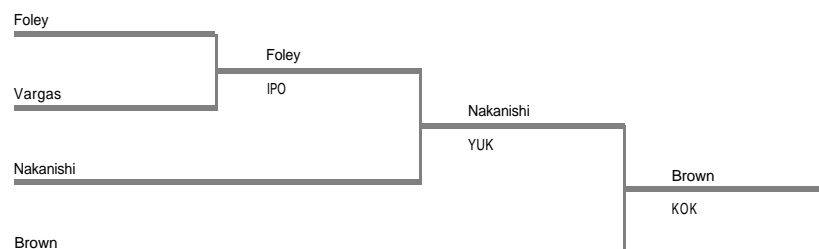




Repechage A



Repechage B



Half Middleweight 78 Kg / Preliminary Pool A Round 4 / Aug. 07

Poids mi-moyen 78 kg / éliminatoires Tableau a tour 4/07 Aout

NAME	CTRY	WINNING STYLE TECHNIQUE DU GAGNANT	TIME TEMPS
Yesilnur, Suheyf	TUR	YUG TE-GUKUMA	2:50
Lescak, Filip	YUG		
Adams, Neil	GBR	TOMOE-NAGE	5:00
Nowak, Michel	FRA		

Half Middleweight 78 Kg / Preliminary Pool A Round 5 / Aug. 07

Poids mi-moyen 78 kg / éliminatoires Tableau a tour 5 / 07 Aout

NAME	CTRY	WINNING STYLE TECHNIQUE DU GAGNANT	TIME TEMPS
Lescak, Filip	YUG		5:00
Adams, Neil	GBR	TOMOE-NAGE	

Half Middle weight 78 Kg / Preliminary Pool B Round 1 / Aug. 07

Poids mi-moyen 78 kg / éliminatoires Tsbleau b tour / 07 Aout

NAME	CTRY	WINNING STYLE TECHNIQUE DU GAGNANT	TIME TEMPS
Fraticea, Mircea	RON	SEOI-NAGE	1:42
Li, Chung-Tai	HKG		
Dedecker, Jean-Mane	BEL	AUT FUSEN-GACHI	0:00
Haasmann, Thomas	AUT		
Marcelli, Massimo	ITA		0:00
Bonnet, Jorge L.	PUR	FUSEN-GACHI	
Oula, Gaston	CIV		1:20
Wieneke, Frank	FRG	UCHI-MATA	
Hwang, Jin-Boo	KOR		3/3 5:00
Huttich, Carlos	MEX	YUSEI-GACHI	

Half Middleweight 78 Kg / Preliminary Pool B Round 2 / Aug. 07

Poids mi-moyen 78 kg / éliminatoires Tadlean b tour 2 / 07 Aout

NAME	CTRY	WINNING STYLE TECHNIQUE DU GAGNANT	TIME TEMPS
Fraticea, Mircea	ROM	URA-NAGE	1:14
Diop, Paul	MLI		
Haasmann, Thomas	AUT		5:00
Kjellin, Per	SWE	MOROTE-GARI	
Bonnet, Jorge L.	PUR	UCHI-MATAKUZRE-KESA-GATAME	2:47
Wogo, Christophe	CGO		
Ndemba, Jules-Albert	CMR	O-UCHI-GARI	0:49
Maach, Mohamed	MAR		
Wieneke, Frank	FRG	KO-SOTO-GARI	5:00
Takano, Hiromitsu	JPN		

NAME	CTRY	WINNING STYLE TECHNIQUE DU GAGNANT	TIME TEMPS
------	------	---------------------------------------	---------------

Kuruvoli, Simone	FIJ		1:49
Mohamed, Walid	EGY	TAI-OTOSHI	
Huttich, Carlos	MEX		5:00
Liu, Junlin	CHN	O-UCHI-GARI	
Doherty, Kevin	CAN	TAI-OTOSHI	5:00
gun, Yih-Shong	TPE		

Half Middleweight 78 Kg / Preliminary Pool B Round 3 / Aug. 07

Poids mi-moyen 78 kg / éliminatoires Tableau b tour 3 / 07 Aout

NAME	CTRY	WINNING STYLE TECHNIQUE DU GAGNANT	TIME TEMPS
Fraticea, Mircea	RON	HARAI-GOSH1	5:00
Kjellin, Per	SWE		
Bonnet, Jorge L.	PUR	HARAI-GOSH1	2:25
Ndemba, Jules-Albert	CMR		
Wieneke, Frank	FRG	PENALTY	5:00
Mohamed, Walid	EGY		
Liu, Junlin	CHN		0:17
Doherty, Kevin	CAN	HARAI-GOSHI	

Half Middleweight 78 Kg / Preliminary Pool B Round 4 / Aug. 07

Poids mi-moyen 78 kg / éliminatoires Tableau b tour 4 / 07 Aout

NAME	CTRY	WINNING STYLE TECHNIQUE DU GAGNANT	TIME TEMPS
Fraticea, Mircea	ROM	SHIME-WAZA	3:26
Bonnet, Jorge L.	PUR		
Wieneke, Frank	FRG	PENALTY	5:00
Doherty, Kevin	CAN		

Half Middleweight 78 Kg / Preliminary Pool B Round 5 / Aug. 07

Poids mi-moyen 78 kg / éliminatoires Tableau b tour 5 / 07 Aout

NAME	CTRY	WINNING STYLE TECHNIQUE DU GAGNANT	TIME TEMPS
Fraticea, Mircea	ROM		2/3 5:00
Wieneke, Frank	FRG	YUSEI-GACHI	

Judo

Half Middleweight 78 Kg / Repechages Pools A & B And Final / Aug. 07 **Poids mi-moyen 78 kg / repechages tableaux a & b et Finale / 07 Aout**

NAME	CTRY	WINNING STYLE TECHNIQUE DU GAGNANT	TIME TEMPS
REPECHAGE A			
Henneveld, Robert Barron, Rret	HOL USA	KO-UCHI-GARI	5:00
Henneveld, Robert Nowak, Mihel	HOL FRA	YUSEI-GACHI	3/3 5:00
Nowak, Michel Lescak, Filip	FRA YUG	0-UCHI-GARI	7:00
REPECHAGE B			
Oula, Gaston Takano, Hiromitsu	CIV JPN	0-UCHI-GARI	2:00
Takano, Hiromitsu Mohamed, Walid	JPN EGY	TOMOE-NAGE	5:00
Takano, Hiromitsu Doherty, Kevin	JPN CAN	YUSEI-GACHI	2/3 5:00
Takano, Hiromitsu Fratica, Mircea	JPN ROM	TATE-SHIHO-GATAME	7:00
FINAL/FINALE			
Adams, Neil Wieneke, Frank	GBR FRG	SEOI-NAGE	4:04

Judo

Middleweight 86 Kg / Preliminary Pool A Round 1 / Aug. 08 **Poids moyen 86 kg / eliminatoires Tableau a tour / 08 Aout**

NAME	CTRY	WINNING STYLE TECHNIQUE DU GAGNANT	TIME TEMPS
Chang, Shou-Chung Okouaka, Seraphin	TPE CGO	UCHI-NATA	2:44
Lopatic, Stanko Seisenbacher, Peter	YUG AUT	0-UCHI-GARI/KESA-GATAME	1:31
Shareef, Hussein Novoa, Eduardo	KUW CHI	SEOI-NAGE	0:23
Nose, Seiki Papacostas, Costas	JPN CYP	UCHI-NATA	0:07
Jani, Louis Meiling, Marc	CAN FRG	YUSEI-GACHI	5:00 2/3
Nzali, Clement Canu, Fabien	CMR FRA	0-UCHI-GARI	5:00
Richardson, Andrew Park, Kyung-Ho	AUS KOR	0-SOTO-GARI	5:00
Vincent, William Stratico, Alejandro R.	NZL ARG	KANSETSU-JUJI-GATAME	3:33

Middleweight 86 Kg / Preliminary Pool A Round 2 / Aug. 08 **Poids moyen 86 kg / eliminatoires Tableau a tour 2 / 08 Aout**

NAME	CTRY	WINNING STYLE TECHNIQUE DU GAGNANT	TIME TEMPS
Chang, Shou-Chung Seisenbacher, Peter	TPE AUT	KANSETSU-JUJI-GATAME	0:45
Novoa, Eduardo Nose, Seiki	CHI JPN	UCHI-NATA	0:28
Meiling, Marc Canu, Fabien	FRG FRA	KAESHI-WAZA	2:32
Park, Kyung-Ho Vincent, William	KOR NZL	HARAI-GOSHI	2:43

Middleweight 86 Kg / Preliminary Pool A Round 3 / Aug. 08 **Poids moyen 86 kg / eliminatoires Tableau a tour 3 / 08 Aout**

NAME	CTRY	WINNING STYLE TECHNIQUE DU GAGNANT	TIME TEMPS
Seisenbacher, Peter Nose, Seiki	AUT JPN	KUZURE-KAMI-SHIHO-GATAME	4:23
Canu, Fabien Park Kyung-Ho	FRA KOR	KAESHI-WAZA	5:00

Middleweight 86 Kg / Preliminary Pool A Round 4 / Aug. 08 **Poids moyen 86 kg / eliminatoires Tableau a tour 4 / 08 Aout**

NAME	CTRY	WINNING STYLE TECHNIQUE DU GAGNANT	TIME TEMPS
Seisenbacher, Peter Canu, Fabien	AUT FRA	KANSETSU-JUJI-GATAME	2:01

Middleweight 86 Kg / Preliminary Pool B Round 1 / Aug. 08 **Poids moyen 86 kg / eliminatoires Tableau b tour 1 / 08 Aout**

NAME	CTRY	WINNING STYLE TECHNIQUE DU GAGNANT	TIME TEMPS
Bessi, Eric White, Densign	MON GBR	SEOI-NAGE/KUZRE-KESA-GATAME	2:36
Garcia, Alfonso Vecchi, Mario	ESP ITA	HANSOKU-MAKE	4:38
Berland, Robert Sane, Mohamed Lamine	USA GUI	FUSEN-GACHI	0:00
Casadei, Franch Buechel, Magnus	SMR LIE	MOROTE-GARI	5:00
Gustin, Gilbert Spijkers, Bernhard	BEL HOL	FUSEN-GACHI	0:00
Fuentes, Jose O. Doublali, Hamza	PUR MAR	YUSEI-GACHI	5:00 2/3
Mohamed, Atef Carmona, Walter	EGY BRA	0-UCHI-GARI	1:08

Middle 86 Kg / Preliminary Pool B Round 2 / Aug. 08 **Poids moyen 86 kg / eliminatoires Tableau b tour 2 / 08 Aout**

NAME	CTRY	WINNING STYLE TECHNIQUE DU GAGNANT	TIME TEMPS
White, Densign Garcia, Alfonso	GBR ESP	SEOI-NAGE	3:22
Berland, Robert Buechel, Magnus	USA LIE	UCHI-NATA	1:09



Half Middleweight
171.75 pounds August 07

Poids mi-moyen
78 kg Aout 07

Pool / Tableau A

Round / Tour 1

Round/Tour 2

Round/Tour 3

Round/Tour 4

Final/Finale

Antonio Andrade (POR)

Andrade

Abdoulaye Diallo (GUI)

IPO

Suheyl Yesilnur (TUR)

Yesilnur

Ignacio Sanz (ESP)

IPO

Filip Lescak (YUG)

Lescak

Rogério Santos (BRA)

WAZ

Ioannis Kouyialis (CYP)

Gueve-Elhadji

Ousseynou Gueye-Elhadji (SEN)

IPO

Robert Henneveld (HOL)

Adams

Neil Adams (GBR)

IPO

Saed Al-Tubaikh (KUW)

Al-Tubaikh

Bret Barron (USA)

IPO

Michel Nowak (FRA)

Nowak

Moshe Ponte (ISR)

IPO

Seppo Myllyla (FIN)

Myllyla

Asafu Tembo (ZAM)

IPO

Yesilnur

KOK

Lescak

YUS

Adams

IPO

Nowak

SOG

Lescak

IPO

Adams

KOK

Adams

KOK

Wieneke

IPO

Pool / Tableau B

Mircea Fratica (ROM)

Fratica

Paul Diop (MLI)

IPO

Thomas Haasmann (AUT)

Kjellin

Per Kjellin (SWE)

KOK

Jorge L. Bonnet (PUR)

Bonnet

Christophe Wogo (CGO)

WIP

Jules-Albert Ndemba (CMR)

Ndemba

Mohammed Maach (MAR)

IPO

Fratica

YUK

Bonnet

IPO

Fratica

IPO

Wieneke

YUS

Frank Wieneke (FRG)

Wieneke

Hiromitsu Takano (JPN)

YUK

Simione Kuruvoli (FIJ)

Mohamed

Walid Mohamed (EGY)

IPO

Wieneke

WAZ*

Doherty

IPO

Wieneke

KOK*

Carlos Huttich (MEX)

Liu

Junlin Liu (CHN)

KOK

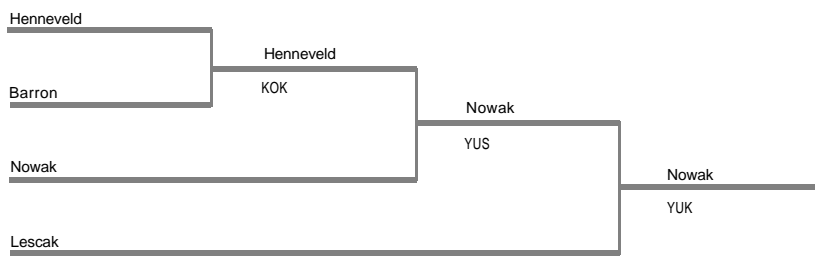
Kevin Doherty (CAN)

Doherty

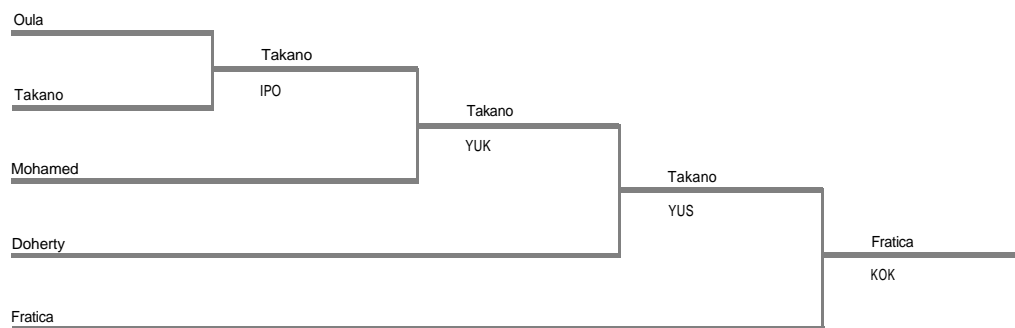
Yih-Shong Sun (TPE)

YUK

Repechage A



Repechage B



Half Heavyweight 95 Kg/ Preliminary Pool A Round 1 / Aug. 09				Poids mi-lourd 95 kg / éliminatoires Tableau a tour 1 / 09 Aout			
NAME	CTRY	WINNING STYLE TECHNIQUE DU GAGNANT	TIME TEMPS	NAME	CTRY	WINNING STYLE TECHNIQUE DU GAGNANT	TIME TEMPS
Spijkers, Bernhard Doublali, Hamza	HOL MAR	KUZURE-YOKO-SHIHO-GATAME	2:57	Vieira, Douglas Rubio, Alberto	BRA ESP	MOROTE-GARI	5:00
Carmona, Walter Grant, Michel	BRA SWE	TAI-OTOSHI	2:37	Vachon, Roger Koestenberger, Robert	FRA AUT	YUSEI-GACHI	3/3 5:00
Middleweight 86 Kg/ Preliminary Pool B Round 3 / Aug. 08				Poids moyen 86 kg / éliminatoires Tableau b tour 3 / 08 Aout			
NAME	CTRY	WINNING STYLE TECHNIQUE DU GAGNANT	TIME TEMPS	NAME	CTRY	WINNING STYLE TECHNIQUE DU GAGNANT	TIME TEMPS
White, Densign Berland, Robert	GBR USA	YUSEI-GACHI	3/3 5:00	Vieira, Douglas Daffe, Abdoul Khadre	BRA SEN	SEOI-NAGE/KEIKOKU	4:22
Spijkers, Bernhard Carmona, Walter	HOL BRA	YUSEI-GACHI	2/3 5:00	Koestenberger, Robert Fazi, Yuri	AUT ITA	KAESHI-WAZA/TAI-OTOSHI	3:29
Middleweight 86 Kg / Preliminary Pool B Round 4 / Aug. 08				Poids moyen 86 kg / éliminatoires Tableau b tour 4 / 08 Aout			
NAME	CTRY	WINNING STYLE TECHNIQUE DU GAGNANT	TIME TEMPS	NAME	CTRY	WINNING STYLE TECHNIQUE DU GAGNANT	TIME TEMPS
Berland, Robert Carmona, Walter	USA BRA	0-UCHI-GARI	5:00	White, Leo Al-Ghareeb, Tareq	USA KUW	0-SOTO-GARI	2:17
Middleweight 86 Kg/ Repechages Pools A & B And Final / Aug. 08				Poids moyen 86 kg / repechages tableaux a & b et Finale / 08 Aout			
NAME	CTRY	WINNING STYLE TECHNIQUE DU GAGNANT	TIME TEMPS	NAME	CTRY	WINNING STYLE TECHNIQUE DU GAGNANT	TIME TEMPS
REPECHAGE A							
Lopatic, Stanko Chang, Shou-Chung	YUG TPE	KOKA-SHIDO	5:00	Vieira, Douglas Fazi, Yuri	BRA ITA	0-UCHI-GARI	5:00
Lopatic, Stanko Nose, Seiki	YUG JPN	0-SOTO-GARI	0:34	White, Leo Fridriksson, Bjarni	USA ISL	DE-ASHI-BARAI	5:00
Nose, Seiki Canu, Fabien	JPN FRA	SHIME-WAZA	2:12	Half Heavyweight 96 Kg/ Preliminary Pool A Round 4 / Aug. 09			
REPECHAGE B							
Buechel, Magnus White, Densign	LIE GBR	SEOI-NAGE	1:18	NAME	CTRY	WINNING STYLE TECHNIQUE DU GAGNANT	TIME TEMPS
White, Densign Carmona, Walter	GBR BRA	0-UCHI-GARI	7:00	Vieira, Douglas Fridriksson, Bjarni	BRA ISL	KATA-GURUMA	5:00
FINAL/FINALE							
Seisenbacher, Peter Berland, Robert	AUT USA	UCHI-NATA	2:26				



Middleweight
189.50 pounds August 08

Poids moyen
86 kg Aout 08

Pool / Tableau A

Round / Tour 1

Round / Tour 2

Round / Tour 3

Round / Tour 4

Final/Finale

Shou-Chung Chang (TPE)

Chang

Seraphin Okouaka (CGO)

IPO

Stanko Lopatic (YUG)

Seisenbacher

Peter Seisenbacher (AUT)

WIP

Hussein Shareef (KUW)

Novoa

Eduardo Novoa (CHI)

IPO

Seiki Nose (JPN)

Nose

Costas Papacostas (CYP)

IPO

Louis Jani (CAN)

Meiling

Marc Meiling (FRG)

YUS

Clement Nzali (CMR)

Canu

Fabien Canu (FRA)

YUK

Andrew Richardson (AUS)

Park

Kyung-Ho Park (KOR)

WAZ

William Vincent (NZL)

Vincent

Alejandro Stratico (ARG)

IPO

Pool / Tableau B

Eric Bessi (MON)

White

Densign White (GBR)

WIP

Alfonso Garcia (ESP)

Garcia

Mario Vecchi (ITA)

HAN

Robert Berland (USA)

Berland

Mohamed Lamine Sano (GUI)

FUS

Franch Casadei (SMR)

Buechel

Magnus Buechel (LIE)

YUK

Gilbert Gustin (BEL)

Spijkers

Bernhard Spijkers (HOL)

FUS

Jose Fuentes (PUR)

Doublali

Hamza Doublali (MAR)

YUS

Atef Mohamed (EGY)

Carmona

Walter Carmona (BRA)

IPO

Michel Grant (SWE)

Grant

Bye

Seisenbacher

IPO

Seisenbacher

IPO

Nose

IPO

Seisenbacher

IPO

Canu

IPO

Canu

YUK

Perk

IPO

Seisenbacher

IPO

White

IPO

Berland

YUS

Berland

IPO

Berland

YUK

Spijkers

IPO

Carmona

YUS

Carmona

IPO

IPO



Half Heavyweight
209.25 pounds August 09

Poids mi-lourd
95 kg Aout 09

Pool / Tableau A

Round/Tour 1

Round/Tour 2

Round/Tour 3

Round/Tour 4

Final/Finale

Douglas Vieira (BRA)

Alberto Rubio (ESP)

Vieira

KOK

Abdoulkhadre Daffe (SEN)

Daffe

Bye

Vieira

SOG

Roger Vachon (FRA)

Koestenberger

Robert Koestenberger (AUT)

YUS

Yuri Fazi (ITA)

Fazi

Bye

Fazi

WIP

Vieira

YUK

Robert Van De Walle (BEL)

White

Leo White (USA)

MAZ

Tareq Al-Ghareeb (KUW)

Al-Ghareeb

Bye

White

IPO

Fridriksson

WAZ

Fabian Luis Lannutti (ARG)

Jensen

Carsten Jensen (DEN)

IPO

Bjarni Fridriksson (ISL)

Fridriksson

Bye

Fridriksson

IPO

Vieira

YUK

Pool / Tableau B

Viliame Takayawa (FIJ)

Neureuther

Gunter Neureuther (FRG)

IPO

Abdelmajid Senoussi (TUN)

Abdelmajid

Bye

Neureuther

KOK*

Neureuther

KOK

Metin Orgarun (TUR)

Kokotaylo

Nicholas Kokotaylo (GBR)

IPO

Essambo Ewane (CMR)

Ewane

Bye

Kokotaylo

WAZ

Ha

YUK

Hyoung-Zoo Ha (KOR)

Ha

John E. Adams (DOM)

IPO

Joe Meli (CAN)

Meli

Bye

Ha

YUK

Ha

WIP

Elarabi Eljamali (MAR)

Mohamed Aly Doukoure (GUI)

FUS*

Masato Mihara (JPN)

Mihara

Bye

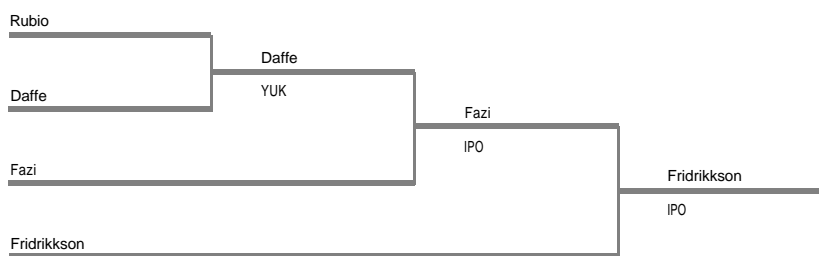
Mihara

FUS

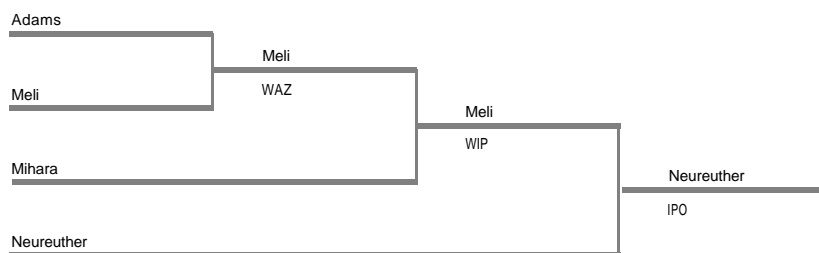
Ha

YUS

Repechage A



Repechage B



Heavyweight + 95 Kg / Preliminary Pool A Round 1 / Aug. 10

NAME	CTRY WINNING STYLE TECHNIQUE DU GAGNANT	TIME TEMPS
Anderson, Hugo Ricardo	ARG	1:08
Nelson, Doug	USA SEOI-NAGE/KUZURE-KAMI-SHIHO-GATAME	
Flexa, Fredrico	BRA	2:49
Von Der Groeben, Alexandre	FRG KUZURE-KESA-GATAME	
Gordon, Elvis	GBR	5:00
Cho, Yong-Chul	KOR WAZA-ARI-KEIKOKU	
Parisi, Angelo	FRA O-SUTO-GARI	1:22
Eldigwy, Sherif	EGY	

Heavyweight + 95 Kg / Preliminary Pool A Round 2 / Aug. 10

NAME	CTRY WINNING STYLE TECHNIQUE DU GAGNANT	TIME TEMPS
Nelson, Doug	USA YOKO-SHIHO-GATAME	5:00
Von Der Groeben, Alexandre	FRG	
Cho, Yong-chul	KOR	4:14
Parisi, Angelo	FRA DE-ASHI-BARAI/KESA-GATAME	

Heavyweight + 95 Kg / Preliminary Pool A Round 3 / Aug. 10

NAME	CTRY WINNING STYLE TECHNIQUE DU GAGNANT	TIME TEMPS
Nelson, Doug	USA	5:00
Parisi, Angelo	FRA CHUI	

Heavyweight + 95 Kg / Preliminary Pool B Round 1 / Aug. 10

NAME	CTRY WINNING STYLE TECHNIQUE DU GAGNANT	TIME TEMPS
Lebron, Desiderio	DOM	5:00
Diouf, Khalif Ababacar	SEN KAESHI-WAZA	
Kovacevic, Radomir	YUG YUSEI-GACHI	3/3 5:00
Wilhelm, Wilhelmus	HOL	
Ferreyros, Fernando	PER	0:40
Silas, Isidore	CMR KUZURE-KESA-GATAME	
Saito, Hitoshi	JPN UCHI-NATA	0:17
Berger, Mark	CAN	

Heavyweight + 95 Kg / Preliminary Pool B Round 2 / Aug. 10

NAME	CTRY WINNING STYLE TECHNIQUE DU GAGNANT	TIME TEMPS
Diouf, Khalif Ababacar	SEN	2:18
Kovacevic, Radomir	YUG USHIRO-KESA-GATAME	
Silas, Isidore	CMR	0:29
Saito, Hitoshi	JPN UCHI-MATA	

Heavyweight + 95 Kg/Preliminary Pool B Round 3 / Aug. 10

NAME	CTRY WINNING STYLE TECHNIQUE DU GAGNANT	TIME TEMPS
Kovacevic, Radomir	YUG	0:44
Saito, Hitoshi	JPN UCHI-MATA	

Heavyweight + 95 Kg / Repechages Pools A & B And Final / Aug. 10

NAME	CTRY WINNING STYLE TECHNIQUE DU GAGNANT	TIME TEMPS
REPECHAGE A		
Eldigwy, Sherif	EGY HARAI-GOSHI	1:27
Cho, Yong-Chul	KOR	
Cho, Yong-Chul	KOR KAESHI-WAZA	7:00
Nelson, Doug	USA	
REPECHAGE B		
Berger, Mark	CAN SOTO-MAKIKOMI	0:37
Silas, Isidore	CMR	
Berger, Mark	CAN KAESHI-WAZA	1:55
Kovacevic, Radomir	YUG	
FINAL/FINALE		
Parisi, Angelo	FRA	7:00
Saito, Hitoshi	JPN SHIDO	



Heavyweight
+ 209.25 pounds August 11

Poids lourd
+ 95 kg Aout 11

Pool / Tableau A

Round / Tour 1

Round / Tour 2

Round / Tour 3

Round / Tour 4

Final/Finale

Hugo Ricardo Anderson (ARG)

Nelson

Doug Nelson (USA)

WIP

Fredrico Flexa (BRA)

Von Der Groeben

Alexande Von Der Groeben (FRG)

IPO

Nelson

YUK

Elvis Gordon (GBR)

Cho

Yong-Chul Cho (KOR)

WAZ*

Parisi

WIP

Angelo Parisi (FRA)

Parisi

Sherif Eldigwy (EGY)

IPO

Pool / Tableau B

Desiderio Lebron (DOM)

Diouf

Khalii Ababacar Diouf (SEN)

YUK

Radomir Kovacevic (YUG)

Kovacevic

Wilhelmus Wilhelm (HOL)

YUS

Kovacevic

IPO

Fernando Ferreyrus (PER)

Silas

Isidore Silas (CMR)

IPO

Saito

IPO

Hitoshi Saito (JPN)

Saito

Mark Berger (CAN)

IPO

Parisi

YUK

Saito

KOK*

Repechage A

Eldigwy

Cho

Cho

IPO

Cho

YUK

Parisi

Repechage B

Berger

Berger

Silas

IPO

Berger

IPO

Kovacevic

Open Category/ Preliminary Pool A Round 1 /Aug. 11		Categorie ouverte / eliminatoires Tableau a tour 1 / 11 Aout	
NAME	CTRY WINNING STYLE TECHNIQUE DU GAGNANT	TIME TEMPS	
Kiari, Bechir	TUN	2:20	
Rashwan, Mohamed	EGY TAI-OTOSHI		
Salonen, Juha	FIN	3:33	
Cioc, Mihai	RON YOKO-SHIHO-GATAME		
Jehle, Clemens	SUI	5:00	
Xu, Guoqing	CHN SOTO-MAKIKOMI		
Blaney, Fred	CAN YUSEI-GACHI	3/3 5:00	
Mitchell, Dewey	USA		

Open Category / Preliminary Pool A Round 2 / Aug. 11		Categorie ouverte / eliminatoires Tableau a tour 2 / 11 Aout	
NAME	CTRYWINNING STYLE TECHNIQUE DU GAGNANT	TIME TEMPS	
Rashwan, Mohamed	EGY HARAI-GOSHI	4:10	
Cioc, Mihai	ROM		
Xu, Guoqing	CHN SOTO-MAKIKOMI	5:00	
Blaney, Fred	CAN		

Open Category / Preliminary Pool A Round B / Aug. 11		Categorie ouverte / eliminatoires Tableau a tour 3 / 11 Aout	
NAME	CTRYWINNING STYLE TECHNIQUE DU GAGNANT	TIME TEMPS	
Rashwan, Mohamed	EGY HARAI-GOSHI/KESA-GATAME	0:46	
Xu, Guoqing	CHN		

Open Category / Preliminary Pool B Round 1 / Aug. 11		Categorie ouverte / eliminatoires Tableau b tour 1 / 11 Aout	
NAME	CTRY WINNING STYLE TECHNIQUE DU GAGNANT	TIME TEMPS	
Coly, Lansana	SEN	0:27	
Yamashita, Yasuhiro	JPN KO-SOTO-GARI		
Schnabel, Arthur	FRG YUSEI-GACHI	3/3 5:00	
Radburn, Paul	GBR		
Gislason, Kolbeinn	ISL	2:43	
Del Colombo, Laurent	FRA KEIKOKU/O-UCHI-GARI		

Open Category / Preliminary Pool B Round 2 / Aug. 11		Categorie ouverte / eliminatoires Tableau b tour 2 / 11 Aout	
NAME	CTRY WINNING STYLE TECHNIQUE DU GAGNANT	TIME TEMPS	
Yamashita, Yasuhiro	JPN SHIME-WAZA	2:50	
Schnabel, Arthur	FRG		
Del Colombo, Laurent	FRA YUSEI-GACHI	2/3 5:00	
Kim, Kwan-Hyun	KOR		

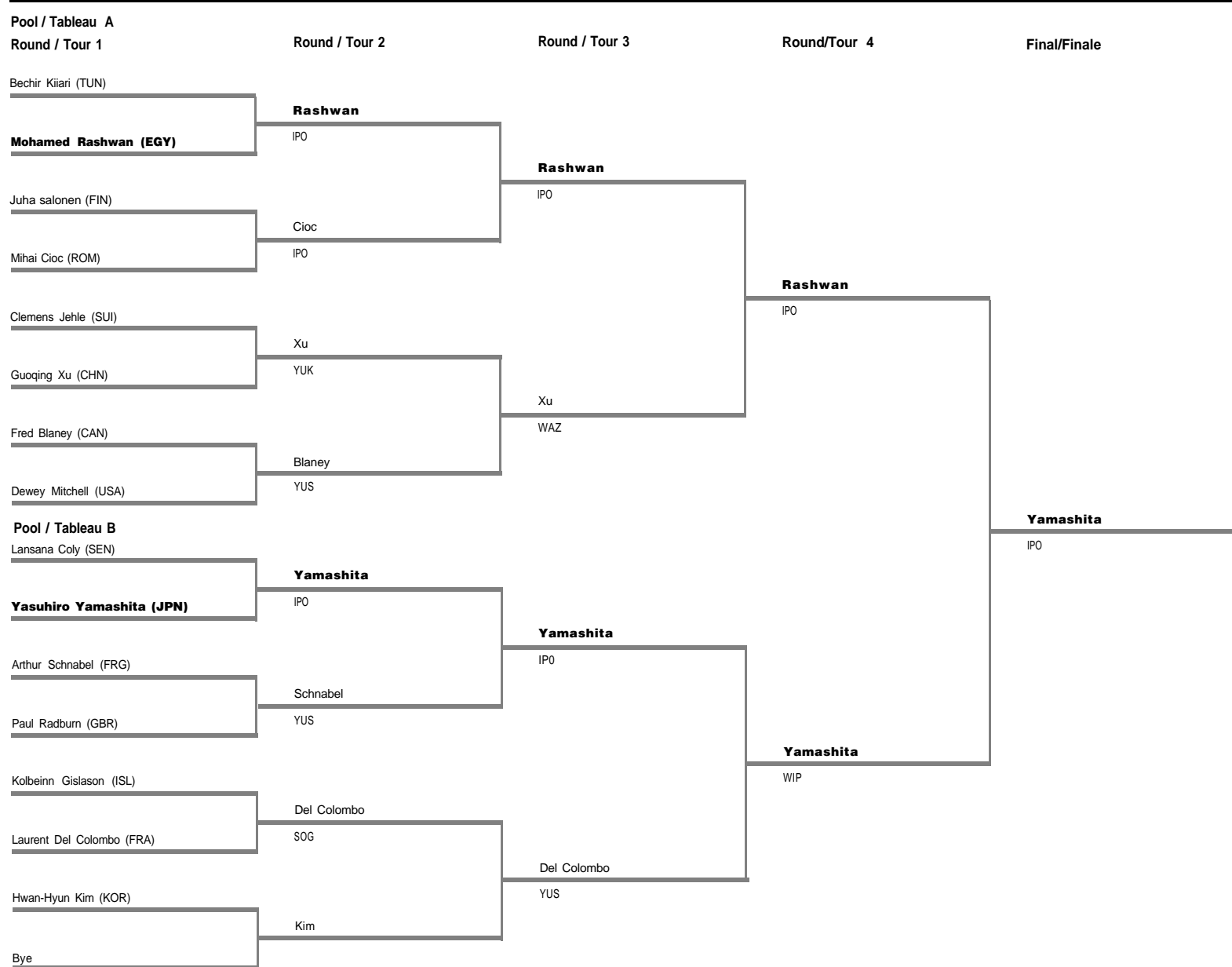
Open Category / Preliminary Pool B Round 3 /Aug. 11		Categorie ouverte / eliminatoires Tableau b tour 3/11 Aout	
NAME	CTRY WINNING STYLE TECHNIQUE DU GAGNANT	TIME TEMPS	
Yamashita, Yasuhiro	JPN O-UCHI-GARI/YOKO-SHIHO-GATAME	2:12	
Del Colombo, Laurent	FRA		

Open Category / Repechages Pools A & B And Final / Aug. 11		Categorie ouverte / repechages tableaux a & b et Finale / 11 Aout	
NAME	CTRY WINNING STYLE TECHNIQUE DU GAGNANT	TIME TEMPS	
REPECHAGE A			
Kiari, Bechir	TUN	2:24	
Cioc, Mihai	RON YOKO-SHIHO-GATAME		
Cioc, Mihai	ROM YOKO-SHIHO-GATAME	1:04	
Xu, Guoqing	CHN		
REPECHAGE B			
Coly, Lansana	SEN	3:40	
Schnabel, Arthur	FRG YOKO-SHIHO-GATAME		
Schnabel, Arthur	FRG YUSEI-GACHI	3/3 7:00	
Del Colombo, Laurent	FRA		
FINAL/FINALE			
Rashwan, Mohamed	EGY	1:05	
Yamashita, Yasuhiro	JPN YOKO-SHIHO-GATAME		

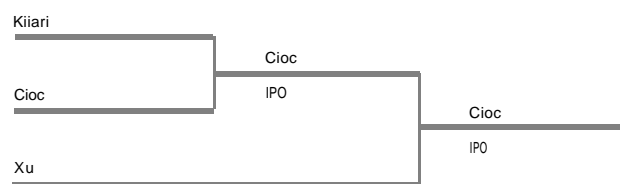


Open Category
August 11

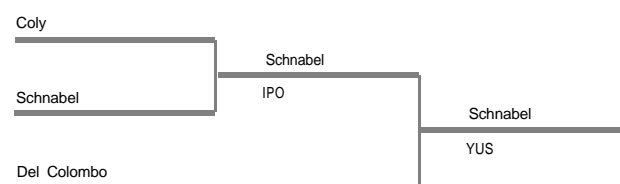
Categorie ouverte
Aout 11



Repechage A



Repechage B





Modern Pentathlon/Pentathlon moderne

Officials

Union Int. de Pentathlon Moderne et Biathlon (UIPMB)

President / president
Secretary-General / secretaire-general
Technical Delegates / delegues techniques

Gen. Sven Thofelt (SWE)
Col. Wille Grut (SWE)
Col. Ioan Muresanu (ROM)
Dieter Krickow (FRG)

LAOOC Administrative Staff / Personnel Administratif de LAOOC

Commissioner / commissaire
Competition Director and
Sports Manger /
directeur du competition et
manager du sport
Venue Manager / manager du la venue

Dick Stevens
Bill Hansen

Carl Hathaway

Participants/Participants

Men
Hommes


Competitors
Competiteurs
55

Countries
Pays
18

Legend/Legende

EL eliminated / éliminé
NP did not participate / n' a pas participé

Coto de Caza,
Orange County





Modern Pentathlon

Pentathlon moderne

Riding Individual Competition / July 29		Equitation Competition individuelle / 29 Juil				
RANK RANG	CTRY	HORSE CHEVAL	TIME TEMPS	PENALTY TIME OBSTACLE	POINTS	
1	Masala, Daniele	ITA	MOTION PICTURES	1:33.63		1100
2	Massullo, Carlo	ITA	RAZZLE DAZZLE	1:34.55		1100
3	Phelps, Richard	GBR	JIM DANDY	1:35.20		1100
4	Araki, Daizou	JPN	JIM DANDY	1:41.32		1100
5	Ellebedy, Ihab	EGY	KRAKATOA	1:42.04		1100
6	Glensk, Dean	USA	TUMBLEWEED	1:49.54	014	1086
7	Billwein, Michael	AUT	MOTION PICTURES	1:25.21	030	1070
8	Faraj, Saleh	BRN	SIROZA	1:28.96	030	1070
9	Sisniega, Ivar	MEX	TUMBLEWEED	1:33.15	030	1070
10	Monteiro, Luis	POR	EDGE OF RIO	1:34.77	030	1070
11	Boube, Didier	FRA	NIKKI	1:34.98	030	1070
12	Jung, Andy	SUI	ROY OSCAR	1:35.33	030	1070
13	Rasmuson, Svante	SWE	FLASHDANCE	1:41.23	030	1070
14	Sandow, Christian	FRG	FOOTLOOSE	1:42.76	030	1070
15	Losey, Robert Gregory	USA	IRISH EVES	1:46.91	008 030	1062
16	Quesada, Jorge	ESP	NIKI	1:47.84	010 030	1060
17	Steinmann, Peter	SUI	EDGE OF RIO	1:28.43	060	1040
18	Awad, Samy	EGY	TONKA	1:30.71	060	1040
19	Cristofori, Pierpaolo	ITA	TONKA	1:32.43	060	1040
20	Four, Paul	FRA	SIROZA	1:35.75	060	1040
21	Galera, Federico	ESP	KEVIN	1:38.06	060	1040
22	Kawazoe, Hiroyuki	JPN	IRISH EVES	1:39.21	060	1040
23	Storm, Michael	USA	FOOTLOOSE	1:42.68	060	1040
24	Rehbein, Michael	FRG	VILLA DIANA	1:45.66	006 060	1034
25	Hoyo, Marcelo	MEX	FLASHDANCE	1:48.24	012 070	1018
26	Mubarak, Nabeel	BRN	VILLA DIANA	1:48.28	012 070	1018
27	Martin, Roderick	SWE	RAZZLE DAZZLE	1:46.89	008 080	1012
28	Uchida, Shoji	JPN	TRENTON	1:25.14	090	1010
29	Hulkkonen, Pasi	FIN	SUPER MARKET	1:34.85	090	1010
30	Watson, Alexander	AUS	I'M JAMMIN	1:36.48	090	1010
31	Spies, Matthew	AUS	VERTIGO	1:37.80	090	1010
32	Burguete, Eduardo	ESP	SUPERMARKET	1:44.72	004 090	1006
33	Kim, Il	KOR	NATIVE MARINER	1:55.12	026 080	0994
34	Korpela, Jorma	FIN	VERTIGO	1:38.10	120	0980
35	Minder, Peter	SUI	SMOOTH SAILING	1:38.43	120	0980
36	Yrizar, Alejandro	MEX	TRENTON	1:48.10	012 120	0968
37	Bellmann, Achim	FRG	JOKERS WILD	2:05.85	046 100	0954
38	Mumford, Michael	GBR	KRAKATOA	1:36.28	150	0950
39	Durao, Roberto	POR	LEPRECHAN	1:53.46	022 160	0918
40	Jasem, Abdulraman	BRN	HERE I COME	1:54.67	024 160	0916
41	Chung, Kyung-Hoon	KOR	KEVIN	2:25.63	086 110	0904
42	Bouzou, Joel	FRA	JOKERS WILD	2:00.58	036 180	0884
43	Chen, Kung-Liang	TPE	HERE I COME	2:03.58	042 210	0848
44	Pelli, Jussi	FIN	FALCON	1:44.77	004 250	0846
45	Barroso, Manuel	POR	PHALCON	2:23.42	082 200	0818
46	Kang, Kyung-Hyo	KOR	NATIVE MARINER	2:23.10	082 280	0738
47	Nasser, Ahmed	EGY	SMOOTH SAILING	3:18.88	192 180	0728
48	Lamprecht, Martin	SWE	I'M JAMMIN	2:09.32	054 340	0706
49	Sowerby, Stephen	GBR	ADAM 12	2:17.51	070 475	0555
	Esposito, Daniel	AUS	ADAM 12	EL		
	Peirits, Ingo	AUT	ROY OSCAR	EL		
	Stocker, Horst	AUT	LEPRECHAN	NP		

Swimming Individual Competition / July 31		Natation Competition individuelle / 31 Juil				
RANK RANG	CTRY	HEAT SERIE	LANE COULOIR	TIME TEMPS	POINTS	
1	Sandow, Christian	FRG	05	6	3:13.850	1324
2	Sisniega, Ivar	MEX	09	1	3:14.393	1320
3	Burguete, Eduardo	ESP	05	2	3:15.892	1308
4	Rasmuson, Svante	SWE	09	6	3:16.124	1304
5	Phelps, Richard	GBR	09	2	3:16.224	1304
6	Esposito, Daniel	AUS	01	1	3:16.647	1300
7	Lamprecht, Martin	SWE	03	2	3:16.673	1300
8	Masala, Daniele	ITA	09	5	3:16.937	1300
9	Storm, Michael	USA	07	6	3:18.408	1288
10	Hulkkonen, Pasi	FIN	06	5	3:20.486	1272
11	Martin, Roderick	SWE	07	2	3:20.722	1268
12	Glensk, Dean	USA	08	1	3:22.900	1252
13	Rehbein, Michael	FRG	05	3	3:23.291	1248
14	Jung, Andy	SUI	08	2	3:23.798	1244
15	Kang, Kyung-Hyo	KOR	02	1	3:23.962	1244
16	Mumford, Michael	GBR	05	4	3:24.617	1236
17	Yrizar, Alejandro	MEX	06	2	3:25.761	1228
18	Korpela, Jorma	FIN	04	6	3:26.312	1224
19	Sowerby, Stephen	GBR	01	4	3:26.318	1224
20	Massullo, Carlo	ITA	06	6	3:26.843	1220
21	Four, Paul	FRA	09	3	3:28.771	1204
22	Barroso, Manuel	POR	02	6	3:29.066	1200
23	Watson, Alexander	AUS	05	5	3:29.651	1196
24	Cristofori, Pierpaolo	ITA	07	3	3:29.746	1196
25	Quesada, Jorge	ESP	08	3	3:32.871	1172
26	Steinmann, Peter	SUI	07	1	3:33.066	1168
27	Bellmann, Achim	FRG	09	4	3:33.700	1164
28	Faraj, Saleh	BRN	08	4	3:34.151	1160
29	Losey, Robert Gregory	USA	08	6	3:34.277	1160
30	Hoyo, Marcelo	MEX	04	5	3:34.949	1156
31	Minder, Peter	SUI	06	4	3:35.108	1152
32	Boube, Didier	FRA	08	5	3:36.394	1144
33	Spies, Matthew	AUS	04	3	3:36.794	1140
34	Bouzou, Joel	FRA	03	6	3:37.298	1136
35	Jasem, Abdulraman	BRN	02	3	3:37.886	1132
36	Pelli, Jussi	FIN	03	4	3:38.725	1124
37	Billwein, Michael	AUT	05	1	3:39.776	1116
38	Araki, Daizou	JPN	03	5	3:40.770	1108
39	Awad, Samy	EGY	06	3	3:42.255	1096
40	Galera, Federico	ESP	03	3	3:43.089	1088
41	Peirits, Ingo	AUT	01	3	3:44.036	1080
42	Chung, Kyung-Hoon	KOR	02	4	3:44.244	1080
43	Nasser, Ahmed	EGY	02	5	3:46.580	1060
44	Kim, Il	KOR	04	2	3:48.261	1048
45	Kawazoe, Hiroyuki	JPN	07	5	3:49.835	1036
46	Uchida, Shoji	JPN	06	1	3:50.636	1028
47	Chen, Kung-Liang	TPE	02	2	3:51.278	1024
48	Stocker, Horst	AUT	01	2	3:51.498	1024
49	Monteiro, Luis	POR	03	1	3:52.469	1016
50	Mubarak, Nabeel	BRN	04	4	4:02.818	0932
51	Ellebedy, Ihab	EGY	07	4	4:04.233	0920
52	Durao, Roberto	POR	04	1	4:06.448	0904

Fencing Individual Competition / July 30		Escrime Competition individuelle / 30 Juil		
RANK RANG	CTRY	VICT DEF	POINTS	
1	Bellmann, Achim	FRG	39 12	1066
2	Rasmuson, Svante	SWE	37 14	1022
3	Four, Paul	FRA	35 16	0978
4	Masala, Daniele	ITA	34 17	0956
5	Lamprecht, Martin	SWE	32 19	0912
	Sisniega, Ivar	MEX	32 19	0912
	Losey, Robert Gregory	USA	32 19	0912
	Phelps, Richard	GBR	32 19	0912
9	Faraj, Saleh	BRN	31 20	0890
	Boube, Didier	FRA	31 20	0890
	Quesada, Jorge	ESP	31 20	0890
12	Martin, Roderick	SWE	30 21	0868
	Storm, Michael	USA	30 21	0868
	Kawazoe, Hiroyuki	JPN	30 21	0868
15	Hulkkonen, Pasi	FIN	29 22	0846
	Minder, Peter	SUI	29 22	0846
	Jung, Andy	SUI	29 22	0846
	Cristofori, Pierpaolo	ITA	29 22	0846
19	Steinmann, Peter	SUI	28 23	0824
	Glensk, Dean	USA	28 23	0824
	Yrizar, Alejandro	MEX	28 23	0824
22	Mumford, Michael	GBR	27 24	0802
23	Ellebedy, Ihab	EGY	27 24	0792
24	Pelli, Jussi	FIN	26 25	0780
	Uchida, Shoji	JPN	26 25	0780
	Peirits, Ingo	AUT	26 25	0780
27	Massullo, Carlo	ITA	25 26	0758
	Watson, Alexander	AUS	25 26	0758
	Awad, Samy	EGY	25 26	0758
	Korpela, Jorma	FIN	25 26	0758
	Bouzou, Joel	FRA	25 26	0758
32	Burguete, Eduardo	ESP	24 27	0736
	Nasser, Ahmed	EGY	24 27	0736
	Durao, Roberto	POR	24 27	0736
35	Rehbein, Michael	FRG	23 28	0714
	Sandow, Christian	FRG	23 28	0714
	Hoyo, Marcelo	MEX	23 28	0714
38	Stocker, Horst	AUT	23 28	0704
39	Spies, Matthew	AUS	22 29	0692
	Mubarak, Nabeel	BRN	22 29	0692
	Kim, Il	KOR	22 29	0692
42	Billwein, Michael	AUT	21 30	0670
	Barroso, Manuel	POR	21 30	0670
44	Sowerby, Stephen	GBR	20 31	0648
45	Galera, Federico	ESP	17 34	0582
	Esposito, Daniel	AUS	17 34	0582
47	Chung, Kyung-Hoon	KOR	16 35	0560
48	Araki, Daizou	JPN	15 36	0538
49	Kang, Kyung-Hyo	KOR	14 37	0516
50	Chen, Kung-Liang	TPE	13 38	0494
50	Jasem, Abdulraman	BRN	13 38	0494
52	Monteiro, Luis	POR	12 39	0472

Shooting Individual Competition / Aug. 01		Tir Competition individuelle / 01 Aout			
RANK RANG	CTRY	1 + 2 + 3 + 4 =	RES PEN	TOTAL	POINTS
1	Storm, Michael	USA	49 49 50 50	198	1088
2	Bouzou, Joel	FRA	50 50 49 48	197	1066
	Massullo, Carlo	ITA	49 49 49 50	197	1066
	Four, Paul	FRA	49 50 49 49	197	1066
5	Nasser, Ahmed	EGY	48 50 49 49	196	1044
	Minder, Peter	SUI	49 49 49 49	196	1044
7	Jasem, Abdulraman	BRN	49 48 48 50	195	1022
8	Quesada, Jorge	ESP	48 50 47 49	194	1000
	Yrizar, Alejandro	MEX	46 50 48 50	194	1000
10	Chung, Kyung-Hoon	KOR	49 48 46 50	193	0978
	Ellebedy, Ihab	EGY	49 47 49 48	193	0978
	Faraj, Saleh	BRN	49 48 48 48	193	0978
	Jung, Andy	SUI	46 49 49 49	193	0978
	Masala, Daniele	ITA	49 48 48 48	193	0978
15	Korpela, Jorma	FIN	47 49 47 49	192	0956
	Durao, Roberto	POR	50 48 49 47	194	0956
	Hulkkonen, Pasi	FIN	48 48 47 49	192	0956
	Losey, Robert Gregory	USA	50 48 48 46	192	0956
19	Sowerby, Stephen	GBR	50 46 46 49	191	0934
	Pelli, Jussi	FIN	48 49 47 47	191	0934
	Lamprecht, Martin	SWE	47 46 50 48	191	0934
	Watson, Alexander	AUS	48 48 49 46	191	0934
	Steinmann, Peter	SUI	47 49 46 49	191	0934
24	Billwein, Michael	AUT	49 46 47 48	190	0912
	Awad, Samy	EGY	44 49 48 49	190	0912
	Kawazoe, Hiroyuki	JPN	50 46 47 47	190	0912
	Mumford, Michael	GBR	46 49 47 48	190	0912
	Rehbein, Michael	FRG	48 48 45 49	190	0912
	Boube, Didier	FRA	48 48 47 47	190	0912
	Rasmuson, Svante	SWE	48 48 47 47	190	0912
31	Esposito, Daniel	AUS	46 47 49 47	189	0890
	Chen, Kung-Liang	TPE	47 47 48 47	189	0890
33	Monteiro, Luis	POR	45 47 48 48	188	0868
	Kim, Il	KOR	49 47 47 45	188	0868
	Uchida, Shoji	JPN	47 48 45 48	188	0868
	Hoyo, Marcelo	MEX	47 47 47 47	188	0868
	Cristofori, Pierpaolo	ITA	47 50 49 42	188	0868
38	Mubarak, Nabeel	BRN	46 45 47 49	187	0846
	Galera, Federico	ESP	44 50 44 49	187	0846
40	Peirits, Ingo	AUT	47 47 46 46	186	0824
	Kang, Kyung-Hyo	KOR	46 47 46 47	186	0824
42	Spies, Matthew	AUS	48 48 45 44	185	0802
43	Sisniega, Ivar	MEX	46 44 47 47	184	0780
	Phelps, Richard	GBR	46 48 46 44	184	0780
45	Glensk, Dean	USA	46 45 4		



Cross Country Running
Individual Competition / Aug. 01

Course a pied
Competition individuelle / 01 Aout

RANK RANG	CTRY	TIME TEMPS	POINTS	RANK RANG	CTRY	TIME TEMPS	POINTS		
1	Phelps, Richard	GBR	12:36.57	1295	27	Minder, Peter	SUI	13:57.04	1054
2	Massullo, Carlo	ITA	12:47.65	1262	28	Korpela, Jorma	FIN	13:58.23	1050
3	Bouzou, Joel	FRA	12:52.38	1248	29	Araki, Daizou	JPN	14:00.88	1042
4	Cristofori, Pierpaolo	ITA	12:56.59	1235	30	Storm, Michael	USA	14:01.18	1041
5	Watson, Alexander	AUS	13:04.85	1210	31	Mumford, Michael	GBR	14:01.78	1040
6	Sowerby, Stephen	GBR	13:07.56	1202	32	Vrizar, Alejandro	MEX	14:05.41	1029
7	Sisniega, Ivar	MEX	13:08.33	1200	33	Chung, Kyung-Hoon	KOR	14:06.80	1025
8	Hoyo, Marcelo	MEX	13:09.79	1196	34	Jung, Andy	SUI	14:06.83	1025
9	Bellmann, Achim	FRG	13:10.31	1194	35	Four, Paul	FRA	14:15.40	0999
10	Esposito, Daniel	AUS	13:14.58	1181	36	Peirits, Ingo	AUT	14:15.62	0998
11	Burguete, Eduardo	ESP	13:16.78	1175	37	Billwein, Michael	AUT	14:17.83	0992
12	Boube, Didier	FRA	13:18.33	1170	38	Kang, Kyung-Hyo	KOR	14:18.38	0990
13	Glensesk, Dean	USA	13:20.13	1165	39	Pelli, Jussi	FIN	14:20.89	0982
14	Quesada, Jorge	ESP	13:21.93	1159	40	Mubarak, Nabeel	BRN	14:22.87	0976
15	Galera, Federico	ESP	13:21.96	1159	41	Stocker, Horst	AUT	14:25.58	0968
16	Rasmuson, Svante	SWE	13:25.76	1148	42	Nasser, Ahmed	EGY	14:27.93	0961
17	Uchida, Shoji	JPN	13:27.21	1143	43	Ellebedy, Ihab	EGY	14:30.16	0955
18	Steinmann, Peter	SUI	13:28.84	1138	44	Kawazoe, Hiroyuki	JPN	14:30.58	0953
19	Bandow, Christian	FRG	13:29.21	1137	45	Lamprecht, Martin	SWE	14:31.27	0951
20	Masala, Daniele	ITA	13:30.04	1135	46	Chen, Kung-Liang	TPE	14:37.94	0931
21	Spies, Matthew	AUS	13:30.37	1134	47	Jasem, Abdulraman	BRN	14:39.81	0926
22	Rehbein, Michael	FRG	13:37.46	1113	48	Monteiro, Luis	POR	14:46.20	0906
23	Hulkkonen, Pasi	FIN	13:38.62	1109	49	Awad, Samy	EGY	15:12.35	0828
24	Losey, Robert Gregory	USA	13:52.24	1068	50	Faraj, Saleh	BRN	15:16.97	0814
25	Martin, Roderick	SWE	13:55.91	1057	51	Durao, Roberto	POR	15:19.24	0807
26	Barroso, Manuel	POR	13:56.09	1057	52	Kim, Il	KOR	15:26.60	0785

Individual Competition
Summary / Aug. 01

Competition individuelle
Sommaire / 01 Aout

RANK RANG	CTRY	RIDING EQUITATION	FENCING ESCRIME	SWIMMING NATATION	SHOOTING TIR	RUNNING COURSE	TOTAL	
1	Masala, Daniele	ITA	1100	956	1300	978	1135	5469
2	Rasmuson, Svante	SWE	1070	1022	1304	912	1148	5456
3	Massullo, Carlo	ITA	1100	758	1220	1066	1262	5406
4	Phelps, Richard	GBR	1100	912	1304	780	1295	5391
5	Storm, Michael	USA	1040	868	1288	1088	1041	5325
6	Four, Paul	FRA	1040	978	1204	1066	999	5287
7	Sisniega, Ivar	MEX	1070	912	1320	780	1200	5282
8	Quesada, Jorge	ESP	1060	890	1172	1000	1159	5281
9	Hulkkonen, Pasi	FIN	1010	846	1272	956	1109	5193
10	Boube, Didier	FRA	1070	890	1144	912	1170	5186
11	Cristofori, Pierpaolo	ITA	1040	846	1196	868	1235	5185
12	Jung, Andy	SUI	1070	846	1244	978	1025	5163
13	Losey, Robert Gregory	USA	1062	912	1160	956	1068	5158
14	Bellmann, Achim	FRG	954	1066	1164	736	1194	5114
15	Watson, Alexander	AUS	1010	758	1196	934	1210	5108
16	Steinmann, Peter	SUI	1040	824	1168	934	1138	5104
17	Bouzou, Joel	FRA	884	758	1136	1066	1248	5092
18	Glensesk, Dean	USA	1086	824	1252	758	1165	5085
19	Minder, Peter	SUI	980	846	1152	1044	1054	5076
20	Yrizar, Alejandro	MEX	968	824	1228	1000	1029	5049
21	Rehbein, Michael	FRG	1034	714	1248	912	1113	5021
22	Korpela, Jorma	FIN	980	758	1224	956	1050	4968
23	Hoyo, Marcelo	MEX	1018	714	1156	868	1196	4952
24	Mumford, Michael	GBR	950	802	1236	912	1040	4940
25	Faraj, Saleh	BRN	1070	890	1160	978	814	4912
26	Burguete, Eduardo	ESP	1006	736	1308	670	1175	4895
27	Sandow, Christian	FRG	1070	714	1324	648	1137	4893
28	Uchida, Shoji	JPN	1010	780	1028	868	1143	4829
29	Kawazoe, Hiroyuki	JPN	1040	868	1036	912	953	4809
30	Lamprecht, Martin	SWE	706	912	1300	934	951	4803
31	Spies, Matthew	AUS	1010	692	1140	802	1134	4778
32	Billwein, Michael	AUT	1070	670	1116	912	992	4760
33	Ellebedy, Ihab	EGY	1100	792	920	978	955	4745
34	Galera, Federico	ESP	1040	582	1088	846	1159	4715
35	Pelli, Jussi	FIN	846	780	1124	934	982	4666
36	Awad, Samy	EGY	1040	758	1096	912	828	4634
37	Sowerby, Stephen	GBR	555	648	1224	934	1202	4563
38	Chung, Kyung-Hoon	KOR	904	560	1080	978	1025	4547
39	Nasser, Ahmed	EGY	728	736	1060	1044	961	4529
40	Jasem, Abdulraman	BRN	916	494	1132	1022	926	4490
41	Mubarak, Nabeel	BRN	1018	692	932	846	976	4464
42	Kim, Il	KOR	994	692	1048	868	785	4387
43	Monteiro, Luis	POR	1070	472	1016	868	906	4332
44	Durao, Roberto	POR	918	736	904	956	807	4321
45	Kang, Kyung-Hyo	KOR	738	516	1244	824	990	4312
46	Araki, Daizou	JPN	1100	538	1108	494	1042	4282
47	Martin, Roderick	SWE	1012	868	1268	0	1057	4205
48	Chen, Kung-Liang	TPE	848	494	1024	890	931	4187
49	Barroso, Manuel	POR	818	670	1200	340	1057	4085
50	Esposito, Daniel	AUS	0	582	1300	890	1181	3953
51	Peirits, Ingo	AUT	0	780	1080	824	998	3682
52	Stocker, Horst	AUT	0	704	1024	736	968	3432

Riding
Team Competition / July 29

Equitation
Competition par equipe / 29 Juil

RANK RANG	CTRY	HORSE CHEVAL	TOTAL TEAM	TIME TEMPS	PENALTY TIME OBSTACLE	POINTS
1	ITA	Massullo, Carlo	RAZZLE DAZZLE	1:34.55		1100
		Masala, Daniele	MOTION PICTURES	1:33.63		1100
		Cristofori, Pierpaolo	TONKA	1:32.43	060	1040
2	USA	Glensesk, Dean	TUMBLEWEED	1:49.54	014	1086
		Losey, Robert Gregory	IRISH EYES	1:46.91	008 030	1062
		Storm, Michael	FOOTLOOSE	1:42.68	060	1040
3	JPN	Araki, Daizou	JIM DANDY	1:41.32		1100
		Kawazoe, Hiroyuki	IRISH EVES	1:39.21	060	1040
		Uchida, Shoji	TRENTON	1:25.14	090	1010
4	ESP	Quesada, Jorge	NIKI	1:47.84	010 030	1060
		Galera, Federico	KEVIN	1:38.06	060	1040
		Burguete, Eduardo	SUPERMARKET	1:44.72	004 090	1006

RANK RANG	CTRY	HORSE CHEVAL	TOTAL TEAM	TIME TEMPS	PENALTY TIME OBSTACLE	POINTS
5	SUI	Jung, Andy	ROY OSCAR	1:35.33	030	1070
		Steinmann, Peter	EDGE OF RIO	1:28.43	060	1040
		Minder, Peter	SMOOTH SAILING	1:38.43	120	0980
6	FRG	Sandow, Christian	FOOTLOOSE	1:42.76	030	1070
		Rehbein, Michael	VILLA DIANA	1:45.66	006 060	1034
		Bellmann, Achim	JOKERS WILD	2:05.85	046 100	0954
7	MEX	Sisniega, Ivar	TUMBLEWEED	1:33.15	030	1070
		Hoyo, Marcelo	FLASHDANCE	1:48.24	012 070	1018
		Yrizar, Alejandro	TRENTON	1:48.10	012 120	0968
8	BRN	Faraj, Saleh	SIROZA	1:28.96	030	1070
		Mubarak, Nabeel	VILLA DIANA	1:48.28	012 070	1018
		Jasem, Abdulraman	HERE I COME	1:54.67	024 160	0916
9	FRA	Boube, Didier	NIKI	1:34.98	030	1070
		Four, Paul	SIROZA	1:35.75	060	1040
		Bouzou, Joel	JOKERS WILD	2:00.58	036 180	0884
10	EGY	Ellebedy, Ihab	KRAKATOA	1:42.04		1100
		Awad, Samy	TONKA	1:30.71	060	1040
		Nasser, Ahmed	SMOOTH SAILING	3:18.88	192 180	0728
11	FIN	Hulkkonen, Pasi	SUPER MARKET	1:34.85	090	1010
		Korpela, Jorma	VERTIGO	1:38.10	120	0980
		Pelli, Jussi	FALCON	1:44.77	004 250	0846
12	POR	Monteiro, Luis	EDGE OF RIO	1:34.77	030	1070
		Durao, Roberto	LEPRECHAN	1:53.46	022 160	0918
		Barroso, Manuel	PHALCON	2:23.42	082 200	0818
13	SWE	Rasmuson, Svante	FLASHDANCE	1:41.23	030	1070
		Martin, Roderick	RAZZLE DAZZLE	1:46.89	008 080	1012
		Lamprecht, Martin	I'M JAMIN	2:09.32	054 340	0706
14	KOR	Kim, Il	NATIVE MARINER	1:55.12	026 080	0994
		Chung, Kyung-Hoon	KEVIN	2:25.63	086 110	0904
		Kang, Kyung-Hyo	NATIVE MARINER	2:23.10	082 280	0738
15	GBR	Phelps, Richard	JIM DANDY	1:35.20		1100
		Mumford, Michael	KRAKATOA	1:36.28	150	0950
		Sowerby, Stephen	ADAM 12	2:17.51	070 475	0555
16	AUS	Watson, Alexander	I'M JAMMIN	1:36.48	090	1010
		Spies, Matthew	VERTIGO	1:37.80	090	1010
		Esposito, Daniel	ADAM 12	EL		
17	AUT	Billwein, Michael	MOTION PICTURES	1:25.21	030	1070
		Peirits, Ingo	ROY OSCAR	EL		
		Stocker, Horst	LEPRECHAN	NP		

Fencing
Team Competition/ July 30

Escrime
Competition par equipe / 30 Juil

RANK RANG	CTRY	TOTAL TEAM	VICT	DEF	PEN	POINTS
1	SWE	Lamprecht, Martin	32	19		0912
		Martin, Roderick	30	21		0868
		Rasmuson, Svante	2802	37	14	1022
2	FRA	Bouzou, Joel	25	26		0758
		Boube, Didier	31	20		0890
		Four, Paul	2626	35	16	0978
3	USA	Losey, Robert Gregory	32	19		0912
		Glensesk, Dean	28	23		0824
		Storm, Michael	2604	30	21	0868
4	ITA	Cristofori, Pierpaolo	29	22		0846
		Masala, Daniele	34	17		0956
		Massullo, Carlo	2560	25	26	0758
5	SUI	Jung, Andy	29	22		0846
		Steinmann, Peter	28	23		0824
		Minder, Peter	2516	29	22	0846
6	FRG	Sandow, Christian	23	28		0714
		Rehbein, Michael	2494	39	12	0714
		Bellmann, Achim	23	28		0714
7	MEX	Sisniega, Ivar	32	19		0912
		Yrizar, Alejandro	28	23		0824
		Hoyo, Marcelo	2450	23	28	0714
8	FIN	Pelli, Jussi	26	25		0780
		Korpela, Jorma	25	26		0758
		Hulkkonen, Pasi	2384	29	22	0846
9	GBR	Mumford, Michael	27	24		0802
		Phelps, Richard	32	19		0912
		Sowerby, Stephen	2362	20	31	0648
10	EGY	Awad, Samy	25	26		0758
		Nasser, Ahmed	24	27		0736
		El				

Modern Pentathlon

Pentathlon moderne

Swimming Team Competition / July 31

Natation Competition par equipe / 31 Juil

RANK	CTRY	TOTAL	HEAT	LANE	TIME	POINTS
RANG		TEAM	SER.	COUL	TEMPS	
1	SWE		09	6	3:16.124	1304
			03	2	3:16.673	1300
		3872	07	2	3:20.722	1268
2	GBR		09	2	3:16.224	1304
			05	4	3:24.617	1236
		3764	01	4	3:26.318	1224
3	FRG		05	6	3:13.850	1324
			05	3	3:23.291	1248
		3736	09	4	3:33.700	1164
4	ITA		09	5	3:16.937	1300
			06	6	3:26.843	1220
		3716	07	3	3:29.746	1196
5	MEX		09	1	3:14.393	1320
			06	2	3:25.761	1228
		3704	04	5	3:34.949	1156
6	USA		07	6	3:18.408	1288
			08	1	3:22.900	1252
		3700	08	6	3:34.277	1160
7	AUS		01	1	3:16.647	1300
			05	5	3:29.651	1196
		3636	04	3	3:36.794	1140
8	FIN		06	5	3:20.486	1272
			04	6	3:26.312	1224
		3620	03	4	3:38.725	1124
9	ESP		05	2	3:15.892	1308
			08	3	3:32.871	1172
		3568	03	3	3:43.089	1088
10	SUI		08	2	3:23.798	1244
			07	1	3:33.066	1168
		3564	06	4	3:35.108	1152
11	FRA		09	3	3:28.771	1204
			08	5	3:36.394	1144
		3484	03	6	3:37.298	1136
12	KOR		02	1	3:23.962	1244
			02	4	3:44.244	1080
		3372	04	2	3:48.261	1048
13	BRN		08	4	3:34.151	1160
			02	3	3:37.886	1132
		3224	04	4	4:02.818	0932
14	AUT		05	1	3:39.776	1116
			01	3	3:44.036	1080
		3220	01	2	3:51.498	1024
15	JPN		03	5	3:40.770	1108
			07	5	3:49.835	1036
		3172	06	1	3:50.636	1028
16	POR		02	6	3:29.066	1200
			03	1	3:52.469	1016
		3120	04	1	4:06.448	0904
17	EGY		06	3	3:42.255	1096
			02	5	3:46.580	1060
		3076	07	4	4:04.233	0920

Cross Country Running Team Competition / Aug. 01

Course a pied Competition par equipe / 01 Aout

RANK	CTRY	TOTAL	TIME	POINTS
RANG		TEAM	TEMPS	
1	ITA		12:47.65	1262
			12:56.59	1235
		3632	13:30.04	1135
2	GBR		12:36.57	1295
			13:07.56	1202
		3537	14:01.78	1040
3	AUS		13:04.85	1210
			13:14.58	1181
		3525	13:30.37	1134
4	ESP		13:16.78	1175
			13:21.93	1159
		3493	13:21.96	1159
5	FRG		13:10.31	1194
			13:29.21	1137
		3444	13:37.46	1113
6	MEX		13:08.33	1200
			13:09.79	1196
		3425	14:05.41	1029
7	FRA		12:52.38	1248
			13:18.33	1170
		3417	14:15.40	0999
8	USA		13:20.13	1165
			13:52.24	1068
		3274	14:01.18	1041
9	SUI		13:28.84	1138
			13:57.04	1054
		3217	14:06.83	1025
10	SWE		13:25.76	1148
			13:55.91	1057
		3156	14:31.27	0951
11	FIN		13:38.62	1109
			13:58.23	1050
		3141	14:20.89	0982
12	JPN		13:27.21	1143
			14:00.88	1042
		3138	14:30.58	0953
13	AUT		14:15.62	0998
			14:17.83	0992
		2958	14:25.58	0968
14	KOR		14:06.80	1025
			14:18.38	0990
		2800	15:26.60	0785
15	POR		13:56.09	1057
			14:46.20	0906
		2770	15:19.24	0807
16	EGY		14:27.93	0961
			14:30.16	0955
		2744	15:12.35	0828
17	BRN		14:22.87	0976
			14:39.81	0926
		2716	15:16.97	0814

Shooting Team Competition / Aug. 01

Tir Competition par equipe / 01 Aout

RANK	CTRY	TOTAL	1	2	3	4	=	RES	PEN	TOTAL	POINTS
RANG		TEAM									
1	FRA		49	50	49	49	197			197.0	1066
			50	50	49	48	197			197.0	1066
		3044	48	48	47	47	190			190.0	0912
2	SUI		49	49	49	49	196			196.0	1044
			46	49	49	49	193			193.0	0978
		2956	47	49	46	49	191			191.0	0934
3	EGY		48	50	49	49	196			196.0	1044
			49	47	49	48	193			193.0	0978
		2934	44	49	48	49	190			190.0	0912
4	ITA		49	49	49	50	197			197.0	1066
			49	48	48	48	193			193.0	0978
		2912	47	50	49	42	188			188.0	0868
5	FIN		47	49	47	49	192			192.0	0956
			48	48	47	49	192			192.0	0956
		2846	48	49	47	47	191			191.0	0934
	BRN		49	48	48	50	195			195.0	1022
			49	48	48	48	193			193.0	0978
		2846	46	45	47	49	187			187.0	0846
7	USA		49	49	50	50	198			198.0	1088
			50	48	48	46	192			192.0	0956
		2802	46	45	46	46	183			183.0	0758
8	KOR		49	48	46	50	193			193.0	0978
			49	47	47	45	188			188.0	0868
		2670	46	47	46	47	186			186.0	0824
9	MEX		46	50	48	50	194			194.0	1000
			47	47	47	47	188			188.0	0868
		2648	46	44	47	47	184			184.0	0780
10	GBR		50	46	46	49	191			191.0	0934
			46	49	47	48	190			190.0	0912
		2626	46	48	46	44	184			184.0	0780
	AUS		48	48	49	46	191			191.0	0934
			46	47	49	47	189			189.0	0890
		2626	48	48	45	44	185			185.0	0802
12	ESP		48	50	47	49	194			194.0	1000
			44	50	44	49	187			187.0	0846
		2516	42	44	48	45	179			179.0	0670
13	AUT		49	46	47	48	190			190.0	0912
			47	47	46	46	186			186.0	0824
		2472	43	48	47	44	182			182.0	0736
14	FRG		48	48	45	49	190			190.0	0912
			46	49	47	40	182			182.0	0736
		2296	43	45	44	46	178			178.0	0648
15	JPN		50	46	47	47	190			190.0	0912
			47	48	45	48	188			188.0	0868
		2274	45	42	36	48	171			171.0	0494
16	POR		50	48	49	47	194		44.0	194.0	0956
			45	47	48	48	188			188.0	0868
		2164	39	42	40	43	164			164.0	0340
17	SWE		47	46	50	48	191			191.0	0934
			48	48	47	47	190			190.0	0912
		1846	0	0	0	0					

Team Competition Summary / Aug. 01

competition par equipe Sommaire / 01 Aout

RANK	CTRY	TOTAL	RIDING	FENCING	SWIM.	SHOOT	RUNNING	ATHLETE
RANG		TEAM	EQUIT.	ESCRIME	NATAT.	TIR	COURSE	TOTAL
1	ITA		1100	956	1300	978	1135	5469
			1100	758	1220	1066	1262	5406
		16060	1040	846	1196	868	1235	5185
2	USA		1040	868	1288	1088	1041	5325
			1062	912	1160	956	1068	5158
		155						

Rowing / Aviron

Officials


Federation Internationale des Societes d' Aviron (FISA)
 President / president Thomas Keller (SUI)
 Secretary-General / secretaire-general Denis Oswald (SUI)
 Technical Delegates / delegues techniques Don Rowlands (NZL)
 Christopher Davidge (GBR)

LAOOC Administrative Staff / Personnel Administratif de LAOOC
 Commissioner / commissaire Barry Berkus
 Competition Director / Patricia Wyatt
 directeur du competition
 Venue Manager / manager de la venue Dick Mires
 Sports Manager / manager du sport Jan Palchikoff

Participants / Participants

Women Femmes	Competitors Competiteurs	Countries Pays	Men Hommes	Competitors Competiteurs	Countries Pays
Single Sculls / une rameuse	16	16	Single Sculls / un rameur	16	16
Double Sculls / deux rameuses en couple	16	8	Double Sculls / deux rameurs en couple	22	11
Pair without Coxswain / deux rameuses en pointe	12	6	Pair without Coxswain / dux rameurs en pointe	28	14
4 Scull wit Coxswain / quatre en couple avec barreuse	35	7	Pair with Coxswain / deux en pointe avec barreur	36	12
4 Oar with Coxswain / quatre en pointe avec barreuse	45	9	4 Sculls without coxswain / quatre rameurs en couple	4 0	10
8 Oar with Coxswain / huit en pointe avec barreuse	54	6	4 Oar without Coxswain/ qatre en pointe sans barreur	4 0	10
			4 Oar with Coxswain / quatre en pointe avec barreur	4 0	8
			8 Oar with Coxswain / huit en pointe avec barreur	6 3	7

**Lake Casitas,
Ventura County (10,000)**





Rowing

Women / single Sculls Heat 1 Race No: 05 / July 30

RANK	CTRY	NAME	500 M	1000 M
1	USA	Geer, Charlotte	1:48.47	3:45.05
2	CAN	Schreiner, Andrea	1:51.58	3:48.20
3	HOL	Compaan, Jos	1:55.16	3:54.70
4	AUT	Unger, Astrid	1:55.81	3:54.96
5	FRG	Brauch, Ursula	1:54.40	3:59.67
6	AUS	Marshall, Jacqui	1:59.04	4:07.06

WIND/VENT: VELOC. = 0 M/S COMP. = 0 M/S DIRECTION = 0
TEMPERATURE AIR = 27 C WATER / EAU = 25 C

Women / Single Sculls Heat 2 Race No : 06 / July 30

RANK	CTRY	NAME	500 M	1000 M
1	GBR	Mitchell, Beryl	1:47.69	3:45.18
2	BEL	Haesebrouck, Ann	1:50.69	3:45.67
3	DEN	Justesen, Lise Marianne	1:51.80	3:50.15
4	ITA	Corazza, Antonella	1:51.46	3:55.17
5	SWE	Larsson, Annelie	1:55.61	3:56.73

WIND/VENT: VELOC. = 0 M/S COMP. = 0 M/S DIRECTION = 0
TEMPERATURE AIR = 27 C WATER / EAU = 25 C

Women / Single Sculls Heat 3 Race No: 7 / July 30

RANK	CTRY	NAME	500 M	1000 M
1	ROM	Raclia, Valeria	1:46.01	3:44.22
2	NZL	Foster, Stephanie	1:51.31	3:51.86
3	MEX	De La Fuente, Maria	1:54.18	3:55.60
4	NOR	Scheibert, Lisa	1:55.43	3:55.80
5	FRA	Hourdel, Laurence	1:54.97	4:00.27

WIND/VENT: VELOC. = 0 M/S COMP. = 0 M/S DIRECTION = 0
TEMPERATURE AIR = 27 C WATER / EAU = 25 C

Women / Single Sculls Repechage 1 Race No: 31 / Aug. 01

RANK	CTRY	NAME	500 M	1000 M
1	BEL	Haesebrouck, Ann	1:50.27	3:48.57
2	SWE	Larsson, Annelie	1:52.75	3:50.60
3	HOL	Compaan, Jos	1:54.20	3:59.29
4	AUS	Marshall, Jacqui	1:57.72	4:04.08

WIND/VENT: VELOC. = 0 M/S COMP. = 0 M/S DIRECTION = 0
TEMPERATURE AIR = 16 C WATER / EAU = 25 C

Women / Single Sculls Repechage 2 Race No: 32 / Aug. 01

RANK	CTRY	NAME	500 M	1000 M
1	CAN	Schreiner, Andrea	1:49.59	3:52.10
2	MEX	De La Fuente, Maria	1:52.29	3:54.01
3	NOR	Scheibert, Lisa	1:51.70	3:56.31
4	FRG	Brauch, Ursula	1:54.40	4:00.20

WIND/VENT: VELOC. = 0 M/S COMP. = 0 M/S DIRECTION = 0
TEMPERATURE AIR = 16 C WATER / EAU = 25 C

Women / Single Sculls Repechage 3 Race No: 33 / Aug. 01

RANK	CTRY	NAME	500 M	1000 M
1	DEN	Justesen, Lise Marianne	1:50.33	3:47.60
2	NZL	Foster, Stephanie	1:51.53	3:51.19
3	AUT	Unger, Astrid	1:53.69	3:52.70
4	FRA	Hourdel, Laurence	1:53.27	3:59.60

WIND/VENT: VELOC. = 0 M/S COMP. = 0 M/S DIRECTION = 0
TEMPERATURE AIR = 16 C WATER / EAU = 25 C

Aviron

Women / single sculls Semi-Final 1 Race No: 39 / Aug. 02

RANK	CTRY	NAME	500 M	1000 M
1	ROM	Raclia, Valeria	1:51.38	3:54.55
2	USA	Geer, Charlotte	1:53.43	3:57.93
3	CAN	Schreiner, Andrea	1:53.92	3:59.02
4	NZL	Foster, Stephanie	1:56.06	4:02.29
5	NOR	Bcheibert, Lisa	2:00.40	4:04.62
6	SWE	Larsson, Annelie	2:00.40	4:08.39

WIND/VENT: VELOC. = 1 M/S COMP. = 0 M/S DIRECTION = ENE
TEMPERATURE AIR = 18 C WATER / EAU = 25 C

Women / Single Sculls Semi-Final 2 Race No: 40 / Aug. 02

RANK	CTRY	NAME	500 M	1000 M
1	DEN	Justesen, Lise Marianne	1:55.08	3:55.34
2	BEL	Haesebrouck, Ann	1:56.10	3:56.45
3	GBR	Mitchell, Beryl	1:55.59	3:56.59
4	AUT	Unger, Astrid	1:58.98	3:59.52
5	MEX	De La Fuente, Maria	1:56.50	4:01.77
6	HOL	Compaan, Jos	2:02.02	4:06.39

WIND/VENT: VELOC. = 1 M/S COMP. = 0 M/S DIRECTION = ENE
TEMPERATURE AIR = 18 C WATER / EAU = 25 C

Women / Single Sculls Places 7 - 12 Race No: 57 / Aug. 03

RANK	CTRY	NAME	500 M	1000 M
1	NZL	Foster, Stephanie	1:52.63	3:52.20
2	HOL	Compaan, Jos	1:55.65	3:52.80
3	AUT	Unger, Astrid	1:55.34	3:53.08
4	SWE	Larsson, Annelie	1:55.86	3:53.39
5	MEX	De La Fuente, Maria	1:54.70	3:57.93
6	NOR	Scheibert, Lisa	1:58.25	4:00.70

WIND/VENT: VELOC. = .1 M/S COMP. = 0 M/S DIRECTION = E
TEMPERATURE AIR = 23 C WATER / EAU = 25 C

Women / Single Sculls Final Race No: 68 / Aug. 04

RANK	CTRY	NAME	500 M	1000 M
1	ROM	Raclia, Valeria	1:44.01	3:40.68
2	USA	Geer, Charlotte	1:47.54	3:43.89
3	BEL	Haesebrouck, Ann	1:50.22	3:45.72
4	CAN	Schreiner, Andrea	1:49.27	3:45.97
5	DEN	Justesen, Lise Marianne	1:50.61	3:47.79
6	GBR	Mitchell, Beryl	1:51.21	3:51.20

WIND/VENT: VELOC. = 0 M/S COMP. = 0 M/S DIRECTION = 0
TEMPERATURE AIR = 18 C WATER / EAU = 25 C

Women / Double Sculls Without Coxswain Heat 1 Race No: 03 / July 30

RANK	CTRY	NAME	500 M	1000 M
1	ROM	Popescu, Marioara Oleniuc, Elisabeta	1:38.25	3:24.28
2	CAN	Laumann, Daniele Laumann, Silken	1:40.40	3:26.72
3	HOL	Hellemans, Greet Hellemans, Nicolette	1:42.10	3:28.67
4	GBR	Ray, Nonie Bloomfield, Sally	1:42.67	3:37.72

WIND/VENT: VELOC. = 0 M/S COMP. = D M/S DIRECTION = 0
TEMPERATURE AIR = 27 C WATER / EAU = 25 C

**Women/Ouble Sculls Without Coxswain
Heat 2 Race No:04/July30****Femmes/deux rameuses en couple
Eliminatoire 2 course no:04/30 Juil**

RANK	CTRY	NAME	500 M	1000 M
1	NOR	Lenes, Haldis Johansen, Solfrid	1:40.40	3:27.87
2	SWE	Gustavsson, Carina Carlsson, Marie	1:41.73	3:28.41
3	USA	Thaxton, Cathleen Geer, Julia	1:44.07	3:30.91
4	AUT	Niedermayer, Ingeborg Sommerbauer, Vera	1:43.85	3:36.62

WIND/VENT: VELOC. = 0 M/S COMP. = 0 M/S DIRECTION = 0
TEMPERATURE AIR = 27 C WATER/EAU = 25 C

**Women/Double Sculls Without Coxswain
Repechage 1 Race No: 30/Aug. 01****Femmes/deux rameuses en couple
Repechage 1 course no: 30/01 Aout**

RANK	CTRY	NAME	500 M	1000 M
1	HOL	Hellemans, Greet Hellemans, Nicolette	1:40.62	3:27.51
2	SWE	Gustavsson, Carina Carlsson, Marie	1:40.99	3:27.99
3	CAN	Laumann, Daniele Laumann, Silken	1:39.54	3:28.42
4	USA	Thaxton, Cathleen Geer, Julia	1:42.18	3:29.40
5	AUT	Niedermayer, Ingeborg Sommerbauer, Vera	1:43.88	3:33.30
6	GBR	Ray, Nonie Bloomfield, Sally	1:43.35	3:38.89

WIND/VENT: VELOC. = 0 M/S COMP. = 0 M/S DIRECTION = 0
TEMPERATURE AIR = 16 C WATER/EAU = 25 C

**Women/Double Sculls Without Coxswain
Places 7-8 RaceNo: 56/Aug.03****Femmes/deux rameuses en couple
Places 7-8 course no:56/03Aout**

RANK	CTRY	NAME	500 M	1000 M
1	AUT	Niedermayer, Ingeborg Sommerbauer, Vera	1:44.97	3:36.20
2	GBR	Ray, Nonie Bloomfield, Sally	1:44.43	3:40.08

WIND/VENT: VELOC. = 1.2 Y/S COMP. = 0 M/S DIRECTION = ENE
TEMPERATURE AIR = 23 C WATER/EAU = 25 C

**Women/Double Sculls Without Coxswain
Final Race No: 66/Aug.04****Femmes/deux rameuses en couple
Finale course no:66/04 Aout**

RANK	CTRY	NAME	500 M	1000 M
1	ROM	Popescu, Marioara Oleniuc, Elisabeta	1:40.17	3:26.75
2	NOL	Hellemans, Greet Hellemans, Nicolette	1:41.13	3:29.13
3	CAN	Laumann, Daniele Laumann, Silken	1:41.79	3:29.82
4	SWE	Gustavsson, Carina Carlsson, Mane	1:42.88	3:30.79
5	NOR	Lenes, Haldis Johansen, Solfrid	1:44.03	3:32.09
6	USA	Thaxton, Cathleen Geer, Julia	1:44.75	3:32.33

WIND/VENT: VELOC. = 0 M/S COMP. = 0 M/S DIRECTION = 0
TEMPERATURE AIR = 18 C WATER/EAU = 25 C

**Women/Pair-Oars Without Coxswain
Final Race No:67/Aug.04****Femmes/deux rameuses en pointe
Finale course no:67/04Aout**

RANK	CTRY	NAME	500 M	1000 M
1	ROM	Arba,Rodica Horvat, Elena	1:42.74	3:32.60
2	CAN	Craig, Betty Smith, Tricia	1:45.31	3:36.06
3	FRG	Becker, Ellen Volkner, Iris	1:46.84	3:40.50
4	HOL	Van Ettehoven, Harriet Comet, Lynda	1:49.60	3:44.01
5	USA	Kirch, Varbara Towne, Chari	1:49.29	3:44.35

RANK	CTRY	NAME	500 M	1000 M
6	GBR	Panter, Katerine Howe, Ruth	1:50.81	3:48.53

WIND/VENT: VELOC. = 0 M/S COMP. = 0 M/S DIRECTION = 0
TEMPERATURE AIR = 18 C WATER/EAU = 25 C

**Women/Quadruple Sculls With Coxswain
Heat1 Race No:8/July30****Femmes/quatre en couple avec barreuse
Eliminatoire 1 course no:8/30Juil**

RANK	CTRY	NAME	500 M	1000 M
1	ROM	Taran, Titie Borohan, Anisoara Badea, Ioana Corban, Sofia Oancia, Ecaterina	1:34.68	3:15.34
2	FRA	Imbert, Evelyne Dubedat, Lydie Gosse, Christine Ledoux, Helene Couturier, Patricia	1:37.40	3:18.88
3	CAN	Roy, Lisa Mason, Janice Harber, Vicki Young, Dolores Trono, Carolyn	1:38.22	3:19.83
4	FRG	Dickmann, Anne Kleine-Kuhlmann, Regina Kumitz, Ute Reuter, Sabine Pluckhahn, Kathrien	1:37.16	3:19.85

WIND/VENT: VELOC. = 0 M/S COMP. = 0 M/S DIRECTION = 0
TEMPERATURE AIR = 27 C WATER/EAU = 25 C

**Women/Quadruple Sculls With Coxswain
Heat 2 Race No:9/July30****Femmes/quatre en couple avec barreuse
Eliminatoire 2 course no:9/30Juil**

RANK	CTRY	NAME	500 M	1000 M
1	USA	Marden, Anne Rohde, Lisa Lind, Joan Gilder, Virginia Rickon, Kelly	1:35.66	3:14.68
2	DEN	Eriksen, Hanne Mandstf. Hanel, Birgitte Koefoed, Charlotte Rasmussen, Bodil Steen Soeresen, Jette Hejli	1:36.16	3:14.69
3	ITA	Borio, Alessandra Memo, Raffaella Minorati, Donata Griueti, Paola Del Core, Roberta	1:37.08	3:22.89

WIND/VENT: VELOC. = 0 M/S COMP. = 0 M/S DIRECTION = 0
TEMPERATURE AIR = 27 C WATER/EAU = 25 C

**Women/Quadruple Sculls With Coxswain
Repechage 1 Race No: 34/Aug. 01****Femmes/quatre en couple avec barreuse
Repechage 1 course no:34/01Aout**

RANK	CTRY	NAME	500 M	1000 M
1	DEN	Eriksen, Hanne Mandstf. Hanel, Birgitte Koefoed, Charlotte Rasmussen, Bodil Steen Soeresen, Jette Hejli	1:36.43	3:16.32
2	FRG	Dickmann, Anne Kleine-Kuhlmann, Regina Kumitz, Ute Reuter, Sabine Pluckhahn, Kathrien	1:35.45	3:18.21
3	FRA	Imbert, Evelyne Dubedat, Lydie Gosse, Christine Ledoux, Helene Couturier, Patricia	1:36.72	3:19.01
4	ITA	Memo, Raffaella Borio, Alessandra Minorati, Donata Coraua, Antonella Del Core, Roberta	1:37.23	3:19.26
5	CAN	Roy,Lisa Mason, Janice Harber, Vicki Young, Dolores Trono, Carolyn	1:37.82	3:19.88

WIND/VENT: VELOC. = 0 M/S COMP. = 0 M/S DIRECTION = 0
TEMPERATURE AIR = 16 C WATER/EAU = 25 C

Rowing

Aviron

Women/Quadruple Sculls With Coxswain **Femmes/quatre en couple avec barreuse**
Find Race No: 69/Aug.04 **Finale course no: 69/04 Aout**

RANK	CTRY	NAME	500 M	1000 M
1	RON	Taran, Titie Soroan, Anisoara Badea, Ioana Corban, Sofia Oancia, Ecaterina	1:35.28	3:14.11
2	USA	Marden, Anne Rohde, Lisa Lind, Joan Gilder, Virginia Rickon, Kelly	1:36.58	3:15.57
3	DEN	Eriksen, Hanne Mandst. Hanel, Birgitte Koefoed, Charlotte Rasmussen, Bodil Steen Soerensen, Jette Hejli	1:37.00	3:16.02
4	FRG	Dickmann, Anne Kleine-Kuhlmann, Regina Kumitz, Ute Reuter, Sabine Pluckhahn, Kathrien	1:34.07	3:16.81
5	FRA	Imbert, Evelyne Dubedat, Lydie Gosse, Christine Ledoux, Helene Couturier, Patricia	1:37.64	3:17.87
6	ITA	Memo, Raffaella Bono, Alessandra Minorati, Donata Corazza, Antonella Del Core, Roberta	1:37.99	3:21.48

WIND/VENT: VELOC. = 0 M/S COUP. = 0 M/S DIRECTION = 0
 TEMPERATURE AIR = 18 C WATER/EAU= 25 C

Women/Four-Oars With Coxswain **Femmes/quatre en pointe avec barreuse**
Heat 1 Race No: 01/July 30 **Eliminatoire 1 course no: 01/30 Juil**

RANK	CTRY	NAME	500 M	1000 M
1	ROM	Lavric, Florica Fricioiu, Maria Apostol, Chira Bularda, Olga Ioja, Viorica	1:36.81	3:21.61
2	HOL	Laurijsen, Martha Neelissen, Catharina Quist, Anne Marie Vaandrager, Willemien Drogenbroek Van, Marieke	1:40.16	3:24.98
3	USA	Peck, Abibail Spratlen, Patricia Harville, Janet Miles, Elizabeth Mc Clain-Ward, Valerie	1:40.52	3:28.02
4	CHN	Huang, Meixia Yang, Xiao Shi, Meiping Chen, Changfeng Zhang, Liming	1:46.28	3:37.70
5	KOR	Park, Hae-Sook Kim, Jeong-Ham Kim, Myung-Jae Kim, Young-Hee An, Hae-Eun	1:56.84	3:55.03

WIND/VENT: VELOC. = 0 M/S COUP. = 0 M/S DIRECTION = 0
 TEMPERATURE AIR= 27 C WATER/EAU= 25 C

Women/Four-Oars With Coxswain **Femmes/quatre en pointe avec barreuse**
Heat 2 Race No: 02/July 30 **Eliminatoire 2 course no: 02/30 Juil**

RANK	CTRY	NAME	500 M	1000 M
1	CAN	Brain, Marilyn Schneider, Angie Tregunno, Jane Armburst, Barbara Thompson, Lesley	1:39.13	3:23.45
2	AUS	Grey-Gardner, Robyn Branoun, Karen Chapman, Susan Foster, Margot Lee, Susan	1:41.53	3:26.54
3	FRG	Neu, Heike Hinkelmann, Sabine Rehders, Kerstin Beblo, Angelika Barth, Heidrun	1:42.22	3:30.69

RANK	CTRY	NAME	500 M	1000 M
4	GBR	Millar, Teresa Genchl, Jean Toch, Joanne Ball, Kathryn Talbot, Kathryn	1:43.82	3:32.27

WIND/VENT: VELOC. = 0 M/S COMP. = 0 M/S DIRECTION = 0
 TEMPERATURE AIR = 27 C WATER/EAU= 25 C

Women/Four-Oars With Coxswain **Femmes/quatre en pointe avec barreuse**
Repechage 1 Race No: 28/Aug.01 **Repechage 1 course no: 26/01 Aout**

RANK	CTRY	NAME	500 M	1000 M
1	HOL	Drogenbroek Van, Marieke Quist, Anne Mane Neelissen, Catharina Vaandrager, Willemien Laurijsen, Martha	1:39.25	3:24.62
2	FRG	Neu, Heike Hinkelmann, Sabine Rehders, Kerstin Beblo, Angelika Barth, Heidrun	1:42.26	3:29.73
3	CHN	Huang, Meixia Yang, Xiao Shi, Meiping Chen, Changfeng Zhang, Liming	1:44.29	3:32.07

WIND/VENT: VELOC. = 0 M/S COMP. = 0 M/S DIRECTION = 0
 TEMPERATURE AIR = 16 C WATER/EAU= 25 C

Women/Four-Oars With Coxswain **Femmes/quatre en pointe avec barreuse**
Repechage 2 Race No: 29/Aug.01 **Repechage 2 course no: 29/01 Aout**

RANK	CTRY	NAME	500 M	1000 M
1	USA	Peck, Abibail Spratlen, Patricia Harville, Janet Miles, Elizabeth Mc Clain-Ward, Valerie	1:38.54	3:23.70
2	AUS	Grey-Gardner, Robyn Branoun, Karen Chapman, Susan Foster, Margot Lee, Susan	1:40.01	3:26.84
3	GBR	Millar, Teresa Genchl, Jean Toch, Joanne Ball, Kathryn Talbot, Kathryn	1:43.53	3:33.42
4	KOR	Park, Hae-Sook Kim, Jeong-Ham Kim, Myung-Jae Kim, Young-Hee An, Hae-Eun	1:51.21	3:49.70

WIND/VENT: VELOC. = 0 M/S COMP. = 0 M/S DIRECTION = 0
 TEMPERATURE AIR = 16 C WATER/EAU= 25 C

Women/Four-Oars With Coxswain **Femmes/quatre en pointe avec barreuse**
Places 7-9 Race No: 55/Aug.03 **Places 7-9 course no: 55/03Aout**

RANK	CTRY	NAME	500 M	1000 M
1	GBR	Millar, Teresa Genchl, Jean Toch, Joanne Ball, Kathryn Talbot, Kathryn	1:42.89	3:33.72
2	CHN	Huang, Meixia Yang, Xiao Shi, Meiping Chen, Changfeng Zhang, Liming	1:45.44	3:34.22
3	KOR	Park, Hae-Sook Kim, Jeong-Ham Kim, Myung-Jae Kim, Young-Hee An, HaeEun	1:53.26	3:51.48

WIND/VENT: VELOC. = 1.2 M/S COMP. = 0 M/S DIRECTION = ENE
 TEMPERATURE AIR= 23 C WATER/EAU= 25 C



Women/Four-Oars With Coxswain
Final Race No: 65/Aug.04

Femmes/quatreenpkteavecbarreuse
Finale course no:65/04Aout

RANK	CTRY	NAME	500 M	1000 M
1	ROM	Lavric, Florica Fricioiu, Maria Apostol, Chira Bularda, Olga Ioja, Viorica	1:36.23	3:19.30
2	CAN	Brain, Marilyn Schneider, Angie Armbrust, Barbara Tregunno, Jane Thompson, Lesley	1:36.99	3:21.55
3	AUS	Grey-Gardner, Robyn Brancourt, Karen Chapman, Susan Foster, Margot Lee, Susan	1:41.24	3:23.29
4	USA	Peck, Abigail Spratlen, Patricia Harville, Janet Miles, Elizabeth Mc Clain-Ward, Valerie	1:39.57	3:23.58
5	HOL	Drogenbroek Van, Marieke Quist, Anne Marie Neelissen, Catharina Vaandrager, Willemien Laurijsen, Martha	1:38.87	3:23.97
6	FRG	Neu, Heike Hinkelmann, Sabine Rehders, Kerstin Beblo, Angelika Barth, Heidrun	1:41.81	3:29.03

WIND/VENT: VELOC. = 0 M/S COMP. = 0 M/S DIRECTION = 0
TEMPERATURE AIR= 18 C WATER/EAU= 25 C

Women/ Eight-Oars With Coxswain
Final Race No:70/Aug.04

Femmes/huit en pointe avec barreuse
Finale course no:70/04Aout

RANK	CTRY	NAME	500 M	1000 M
1	USA	O'Steen, Shyrl Metcalf, Harriet Bower, Caroll Graves, Cane Flanagan, Jeanne Norelius, Kristine Thorsness, Kristen Keeler, Kathryn Beard, Betsy	1:29.62	2:59.80
2	ROM	Balan, Doina Trasca, Marioara Plesca, Aurora Mihaly, Aneta Chelariu, Adriana Armasescu, Mihaela Diaconescu, Camelia Sauca, Lucia Ioja, Viorica	1:29.28	3:00.87
3	HOL	Hellemans, Nicolette Comet, Lynda Van Ettekoven, Harriet Hellemans, Greet Drogenbroek Van, Marieke Quist, Anne Mane Neelissen, Catharina Vaandrager, Willemien Laurijsen, Martha	1:31.21	3:02.92
4	CAN	Clarke, Christine Robertson, Lisa Lichty, Kathy Colgan, Carol Lund, Cathy Worthington, Kay Cort, Gail Gillingham, Joan Anderson-Herweck, Lesleh	1:32.65	3:03.64
5	GBR	Forbes, Alexa Mc Nicol, Katharine Holroyd, Kathryn Holmes, Belinda Hunter-Jones, Sarah Ayling, Astrid Callaway, Ann Hodges, Gillian Bailey, Susan	1:30.85	3:04.51
6	FRG	Riesenkönig, Elke Homung, Claudia Volkner, Iris Becker, Ellen Hinkelmann, Sabine Neu, Heike Rehders, Kerstin Beblo, Angelika Barth, Heidrun	1:33.54	3:09.92

WIND/VENT: VELOC. = 0 M/S COMP. = 0 M/S DIRECTION = 0
TEMPERATURE AIR= 24 C WATER/EAU= 25 C

Men/Single Sculls
Heat 1 Race No: 17/July 31

Hommes/un rameur
Eliminatoire 1 course no: 17/31 Juil

RANK	CTRY	NAME	500 M	1000 M	1500 M	2000 M
1	FIN	Karppinen, Pertti	1:44.05	3:34.11	5:22.14	7:20.93
2	FRG	Kolbe, Peter-Michael	1:42.97	3:32.44	5:23.91	7:28.49
3	USA	Biglow, John	1:45.14	3:40.49	5:36.61	7:31.30
4	ESP	Oyarzabal, Jose	1:48.58	3:43.65	5:39.68	7:39.16
5	FRA	Gate, Denis	1:47.05	3:44.10	5:44.78	7:41.22
6	PUR	Felix, Juan	1:42.48	3:39.80	5:41.27	7:42.96

WIND/VENT: VELOC. = 0 M/S COMP. = 0 M/S DIRECTION = 0
TEMPERATURE AIR= 23 C WATER/EAU= 25 C

Men/Single Sculls
Heat 2 Race No:18/July31

Hommes/un rameur
Eliminatoire 2 course no: 18/31 Juil

RANK	CTRY	NAME	500 M	1000 M	1500 M	2000 M
1	CAN	Mills, Robert	1:44.62	3:35.29	5:27.78	7:24.10
2	NZL	Reid, Gary	1:43.87	3:35.06	5:30.31	7:27.10
3	GRE	Kontomanolis, Kostantinos	1:44.15	3:35.97	5:34.63	7:35.92
4	JPN	Horiuchi, Shunsuke	1:45.86	3:44.13	5:50.53	7:58.36
5	GUA	Nanne-Villagran, Edgar	1:51.72	3:53.23	6:02.75	8:07.69

WIND/VENT: VELOC. = 1 M/S COMP. = 0 M/S DIRECTION = ENE
TEMPERATURE AIR= 23 C WATER/EAU= 25 C

Men/Single Sculls
Heat 3 Race No: 19/July31

Hommes/un rameur
Eliminatoire 3 course no: 19/31 Juil

RANK	CTRY	NAME	500 M	1000 M	1500 M	2000 M
1	ARG	Ibarra, Ricardo D.	1:42.86	3:33.87	5:29.80	7:27.60
2	SWE	Nilsson, Bengt	1:45.43	3:38.80	5:36.27	7:31.62
3	AUT	Haberl, Raimund	1:49.20	3:44.37	5:40.90	7:33.50
4	NOR	Bjønness, Lars	1:50.74	3:48.58	5:46.43	7:39.80
5	HOL	Van Den Eerenbeemt, Henna	1:53.18	3:54.09	5:57.36	7:57.90

WIND/VENT: VELOC. = 1 M/S COMP. = 0 M/S DIRECTION = ENE
TEMPERATURE AIR= 23 C WATER/EAU= 25 C

Men/Single Sculls
Repechage 1 Race No: 36/Aug. 01

Hommes/un rameur
Repechage 1 course no: 36/01 Aout

RANK	CTRY	NAME	500 M	1000 M	1500 M	2000 M
1	USA	Biglow, John	1:46.85	3:37.96	5:29.72	7:21.47
2	NZL	Reid, Gary	1:46.26	3:39.70	5:32.55	7:26.12
3	PUR	Felix, Juan	1:46.07	3:41.57	5:36.26	7:26.85
4	NOR	Bjønnes, Lars	1:48.96	3:44.88	5:41.45	7:29.01
5	GUA	Nanne-Villagran, Edgar	1:52.99	3:51.89	5:53.59	7:50.60

WIND/VENT: VELOC. = 0 M/S COMP. = 0 M/S DIRECTION = 0
TEMPERATURE AIR= 16 C WATER/EAU= 25 C

Men/Single Sculls
Repechage 2 Race No:37/Aug.01

Hommes/un rameur
Repechage 2 course no: 37/01 Aout

RANK	CTRY	NAME	500 M	1000 M	1500 M	2000 M
1	FRG	Kolbe, Peter-Michael	1:47.70	3:41.21	5:34.36	7:26.62
2	AUT	Haberl, Raimund	1:48.91	3:42.81	5:36.02	7:29.08
3	FRA	Gate, Denis	1:48.22	3:44.82	5:41.19	7:31.55
4	JPN	Horiuchi, Shunsuke	1:48.72	3:43.84	5:39.88	7:32.53

WIND/VENT: VELOC. = 0 M/S COMP. = 0 M/S DIRECTION = 0
TEMPERATURE AIR= 16 C WATER/EAU= 25 C

Men/Single Sculls
Repechage 3 Race No:38/Aug.01

Hommes/un rameur
Repechage 3 course no:38/01 Aout

RANK	CTRY	NAME	500 M	1000 M	1500 M	2000 M
1	GRE	Kontomanolis, Kostantinos	1:46.44	3:37.88	5:31.49	7:25.15
2	SWE	Nilsson, Bengt	1:47.49	3:41.38	5:36.55	7:30.24
3	ESP	Oyarzabal, Jose	1:49.94	3:44.21	5:40.81	7:33.68
4	HOL	Van Den Eerenbeemt, Herma	1:49.70	3:48.64	5:43.53	7:34.28

WIND/VENT: VELOC. = 0 M/S COMP. = 0 M/S DIRECTION = 0
TEMPERATURE AIR= 16 C WATER/EAU= 25 C

Men/Single Sculls
Semi-Final 1 Race No: 46/Aug. 02
Hommes/un rameur
Demi-finale 1 course no: 46/02 Aout

RANK	CTRY	NAME	500 M	1000 M	1500 M	2000 M
1	FIN	Karppinen, Pertti	1:44.83	3:35.08	5:27.37	7:19.52
2	CAN	Mills, Robert	1:45.55	3:35.93	5:27.96	7:20.88
3	GRE	Kontomanolis, Kostantinos	1:45.28	3:34.01	5:27.64	7:23.99
4	ESP	Oyarzabal, Jose	1:47.49	3:39.05	5:35.12	7:32.72
5	NZL	Reid, Gary	1:45.78	3:38.36	5:37.99	7:34.15
6	AUT	Haberl, Raimund	1:50.56	3:43.68	5:39.72	7:38.48

WIND/VENT: VELOC. = 1 M/S COMP. = 0 M/S DIRECTION = ENE
TEMPERATURE AIR = 18 C WATER/EAU= 25 C

Men/Single Sculls
Semi-Final 2 Race No: 47/Aug. 02
Hommes/un rameur
Demi-final 2 course no: 47/02Aout

RANK	CTRY	NAME	500 M	1000 M	1500 M	2000 M
1	FRG	Kolbe, Peter-Michael	1:44.79	3:35.91	5:28.65	7:22.24
2	ARG	Ibrra, Ricardo D.	1:44.06	3:35.36	5:28.82	7:22.42
3	USA	Biglow, John	1:47.87	3:40.13	5:32.47	7:24.98
4	SWE	Nilsson, Bengt	1:47.33	3:40.81	5:34.68	7:33.28
5	PUR	Felix, Juan	1:46.67	3:41.25	5:36.15	7:34.70
6	FRA	Gate, Denis	1:47.01	3:52.30	6:02.34	8:00.33

WIND/VENT: VELOC. = 1 M/S COMP. = 0 M/S DIRECTION = ENE
TEMPERATURE AIR = 18 C WATER/EAU= 25 C

Men/Single Sculls
Places 7-12 Race No: 61/Aug.03
Hommes/un rameur
Places 7-12 course no: 61/03Aout

RANK	CTRY	NAME	500 M	1000 M	1500 M	2000 M
1	NZL	Reid, Gary	1:50.00	3:45.58	5:38.48	7:22.63
2	AUT	Haberl, Raimund	1:50.26	3:44.56	5:36.48	7:25.38
3	SWE	Nilsson, Bengt	1:48.49	3:41.94	5:34.92	7:26.82
4	PUR	Felix, Juan	1:44.88	3:38.83	5:36.70	7:36.38
5	ESP	Oyarzabal, Jose	1:50.63	3:44.80	5:41.76	7:36.78
6	FRA	Bate, Denis	1:51.05	3:47.78	5:46.81	7:37.82

WIND/VENT: VELOC. = .5 M/S COMP. = 0 M/S DIRECTION = E
TEMPERATURE AIR = 23 C WATER/EAU= 25 C

Men/Single Sculls
Finale Race No: 74/Aug. 05
Hommes/ un rameur
Finale course no: 74/05 Aout

RANK	CTRY	NAME	500 M	1000 M	1500 M	2000 M
1	FIN	Karppinen, Pertti	1:43.03	3:29.24	5:16.48	7:00.24
2	FRG	Kolbe, Peter-Michael	1:41.70	3:28.33	5:15.62	7:02.19
3	CAN	Mills, Robert	1:43.39	3:30.50	5:19.67	7:10.38
4	USA	Biglow, John	1:46.19	3:36.39	5:25.93	7:12.00
5	ARG	Ibrra, Ricardo D.	1:42.15	3:31.89	5:24.75	7:14.59
6	GRE	Kontomanolis, Kostantinos	1:45.97	3:34.84	5:28.18	7:17.03

WIND/VENT: VELOC. = .5 M/S COMP. = 0 M/S DIRECTION = ENE
TEMPERATURE AIR = 20 C WATER/EAU= 25 C

Men/Double Sculls Without Coxswain
Heat 1 Race No: 12/July30
H o m m e s / deux rameurs en couple
Eliminatoire 1 course no: 12/30 Juil

RANK	CTRY	NAME	500 M	1000 M	1500 M	2000 M
1	FRG	Schmelz, Andreas Agrikola, Georg	1:36.82	3:18.79	4:59.41	6:36.70
2	USA	Lewis, Bradley Enquist, Paul	1:39.21	3:21.24	5:01.91	6:38.21
3	NOR	Hansen, Alf Thorsen, Rolf	1:39.87	3:22.20	5:03.27	6:43.01
4	AUT	Auerbach, Wilfried Linemayr, Thomas	1:38.63	3:21.92	5:03.81	6:43.10
5	SUI	Hater, Marc-Sven Winkler, Daniel	1:37.45	3:20.87	5:05.82	6:51.48
6	MEX	Chavez, Armando Arrillaga, Eduardo	1:37.80	3:23.84	5:11.50	6:57.01

WIND/VENT: VELOC. = .05 M/S COMP. = 0 M/S DIRECTION = WSW
TEMPERATURE AIR = 27 C WATER/EAU= 25 C

Men/Double Sculls Without Coxswain
Heat 2 Race No: 13/July 30
Hommes/deux rameurs en couple
Eliminatoire 2 course no: 13/30Juil

RANK	CTRY	NAME	500 M	1000 M	1500 M	2000 M
1	BEL	Crois, Dirk Deloof, PierreMarie	1:36.09	3:17.22	4:58.27	6:40.11
2	ITA	Esposito, Francesco Verroca, Ruggero	1:38.49	3:21.35	5:02.84	6:43.52
3	FIN	Karppinen, Reina Lindroos, Aame	1:36.45	3:19.96	5:04.65	6:47.74

RANK	CTRY	NAME	500 M	1000 M	1500 M	2000 M
4	CAN	Storm, Tim Mac Gowan, Peter	1:37.25	3:22.09	5:06.49	6:49.88
5	YUG	Pancic, Zoran Stanulov, Milorad	1:38.68	3:23.66	5:09.13	6:49.98

WIND/VENT: VELOC. = .05 M/S COMP. = 0 M/S DIRECTION = WSW
TEMPERATURE AIR = 27 C WATER/EAU= 25 C

Men/Double Sculls Without Coxswain
Repechage 1 Race No: 42/Aug. 02
Hommes/deux rameurs en couple
Repechage 1 course no: 42/02 Aout

RANK	CTRY	NAME	500 M	1000 M	1500 M	2000 M
1	USA	Lewis, Bradley Enquist, Paul	1:36.67	3:16.30	4:57.53	6:38.32
2	YUG	Pancic, Zoran Stanulov, Milorad	1:36.52	3:16.11	4:57.79	6:39.70
3	MEX	Chavez, Armando Arrillaga, Eduardo	1:38.90	3:22.04	5:03.50	6:42.86
4	FIN	Karppinen, Reina Lindroos, Aame	1:39.77	3:19.61	5:01.41	6:44.43
5	AUT	Auerbach, Wilfried Linemayr, Thomas	1:39.41	3:20.95	5:03.12	6:44.54

WIND/VENT: VELOC. = 0 M/S COMP. = 0 M/S DIRECTION = 0
TEMPERATURE AIR= 18 C WATER/EAU= 25 C

Men/Double Sculls Without Coxswain
Repechage 2 Race No: 43/Aug. 02
Hommes/deux rameurs en couple
Repechage 2 no: 43/02 Aout

RANK	CTRY	NAME	500 M	1000 M	1500 M	2000 M
1	CAN	Storm, Tim Mac Gowan, Peter	1:36.40	3:17.49	4:59.24	6:38.33
2	ITA	Esposito, Francesco Verroca, Ruggero	1:36.81	3:16.43	4:58.25	6:38.91
3	NOR	Hansen, Alf Thorsen, Rolf	1:39.50	3:21.20	5:03.41	6:43.44
4	SUI	Hater, Marc-Sven Steinmann, Urs	1:41.20	3:27.39	5:15.35	7:01.93

WIND/VENT: VELOC. = 0 M/S COMP. = 0 M/S DIRECTION = 0
TEMPERATURE AIR= -18 C WATER/EAU= 25 M C

Men/Double Sculls Without Coxswain
Places 7-11 Race No: 69/Aug.03
Hommes/deux rameurs en couple
Places 7-11 course no: 69/03 Aout

RANK	CTRY	NAME	500 M	1000 M	1500 M	2000 M
1	AUT	Auerbach, Wilfried Linemayr, Thomas	1:37.08	3:18.32	4:59.97	6:38.95
2	FIN	Karppinen, Reina Lindroos, Aame	1:37.97	3:18.06	4:59.68	6:39.04
3	MEX	Chavez, Armando Arrillaga, Eduardo	1:39.95	3:21.93	5:04.55	6:47.07
4	NOR	Hansen, Alf Thorsen, Rolf	1:41.10	3:24.93	5:09.19	6:52.40
5	SUI	Hater, Marc-Sven Steinmann, Urs	1:39.40	3:23.95	5:11.16	6:58.69

WIND/VENT: VELOC. = .5 M/S COMP. = 0 M/S DIRECTION = E
TEMPERATURE AIR= 23 C WATER/EAU= 25 C

Men/Double Sculls Without Coxswain
Finale Race No: 72/Aug.05
Hommes/deux rameurs en couple
Finale course no: 72/06 Aout

RANK	CTRY	NAME	500 M	1000 M	1500 M	2000 M
1	USA	Lewis, Bradley Enquist, Paul	1:37.45	3:18.05	4:58.73	6:36.87
2	DEL	Deloof, Pierre-Marie Crois, Dirk	1:34.75	3:14.93	4:56.29	6:38.19
3	YUG	Pancic, Zoran Stanulov, Milorad	1:36.21	3:16.93	4:59.54	6:39.59
4	FRG	Schmelz, Andreas Agrikola, Georg	1:36.56	3:17.26	5:00.49	6:40.41
5	ITA	Esposito, Francesco Verroca, Ruggero	1:36.97	3:18.85	5:03.11	6:44.29
6	CAN	Storm, Tim Mac Gowan, Peter	1:35.27	3:17.48	5:02.67	6:46.68

WIND/VENT: VELOC. = .5 M/S COMP. = 0 M/S DIRECTION = ENE
TEMPERATURE AIR= 20 C WATER/EAU= 25 C

**Men / Pair-Oars Coxswain**
Heat1 Race No:14/July31**Hommes/deux rameurs en pointe**
Eliminatoire 1 course no: 14/31 Juil

RANK	CTRY	NAME	500 M	1000 M	1500 M	2000 M
1	FRG	Woestmann, Axel Moellenkamp, Thomas	1:39.42	3:24.24	5:12.19	6:53.83
2	ESP	Lasurtegui, Luis Climent, Fernando	1:39.15	3:25.08	5:12.88	6:54.34
3	HOL	Adema, Joost Hoekstra, Sjoerd	1:38.90	3:26.50	5:14.26	7:01.47
4	CAN	Houlding, John Relle, Jim	1:40.99	3:28.93	5:17.98	7:07.70
5	AUS	Booth, Robert Stride, James	1:42.87	3:33.62	5:28.07	7:23.71

WIND/VENT: VELOC. = 0 M/S COMP. = 0 M/S DIRECTION = 0
TEMPERATURE AIR= -23 C WATER/EAU= 25 C

Men / Pair-Oars Without Coxswain
Heat 2 Race No:15/July31**Hommes/deux rameurs en pointe**
Eliminatoire 2 course no: 15/31 Juil

RANK	CTRY	NAME	500 M	1000 M	1500 M	2000 M
1	NOR	Grepperud, Hans Magnus Loken, Sverre	1:39.22	3:24.67	5:12.39	6:56.29
2	ROM	Iosub, Petru Toma, Valer	1:37.96	3:24.45	5:13.67	6:56.60
3	USA	De Ruff, David Strotbeck, John	1:40.26	3:27.21	5:14.90	7:00.34
4	ARG	D'Andrilli, Ruben G. Guindon, Claudio Luis	1:40.71	3:26.48	5:16.22	7:00.87
5	SUI	Fischer, Alfred Wechsler, Markus	1:42.94	3:28.62	5:17.82	7:03.28

WIND/VENT: VELOC. = 1 M/S COMP. = 0 M/S DIRECTION = ENE
TEMPERATURE AIR= 23 C WATER/EAU= 25 C

Men/Pair-Oars Without Coxswain
Heat 3 Race No:16/July31**Hommes/deux rameurs en pointe**
Eliminatoire 3 course no: 16/31 Juil

RANK	CTRY	NAME	500 M	1000 M	1500 M	2000 M
1	ITA	Romano, Marco Aiese, Pasquale	1:40.92	3:28.26	5:15.92	7:03.06
2	NZL	Horan, Geoffrey Horan, Allan	1:43.11	3:30.06	5:17.09	7:05.44
3	GBR	Beattie, John Stanhope, Richard	1:42.60	3:33.00	5:20.45	7:16.39
4	BRA	Carvalho, Ronaldo Carvalho, Ricardo	1:40.62	3:30.79	5:23.15	7:32.69

WIND/VENT: VELOC. = 1 M/S COMP. = 0 M/S DIRECTION = ENE
TEMPERATURE AIR= 23 C WATER/EAU= 25 C

Men/Pair-Oars Without Coxswain
Repechage 1 Race No: 35/Aug. 01**Hommes/deux rameurs en pointe**
Repechage 1 course no: 35/01 Aout

RANK	CTRY	NAME	500 M	1000 M	1500 M	2000 M
1	SUI	Wechsler, Markus Fischer, Alfred	1:41.09	3:29.12	5:18.15	7:02.94
2	ARG	D'Andrilli, Ruben G. Guindon, Claudio Luis	1:41.95	3:29.35	5:17.95	7:04.33
3	BRA	Carvalho, Ronaldo Carvalho, Ricardo	1:43.62	3:31.65	5:19.63	7:05.24
4	CAN	Houlding, John Relle, Jim	1:45.15	3:36.76	5:25.31	7:09.92
5	AUS	Booth, Robert Stride, James	1:42.70	3:32.35	5:22.80	7:10.12

WIND/VENT: VELOC. = 0 M/S COMP. = 0 M/S DIRECTION = 0
TEMPERATURE AIR= 16 C WATER/EAU= 25 C

Men/Pair-Oars Without Coxswain
Semi-Final 1 Race No:44/Aug. 02**Hommes/deux rameurs en pointe**
Demi-finale 1 course no: 44/02 Aout

RANK	CTRY	NAME	500 M	1000 M	1500 M	2000 M
1	NOR	Grepperud, Hans Magnus Loken, Sverre	1:40.83	3:26.53	5:10.88	6:53.52
2	FRG	Moellenkamp, Thomas Woestmann, Axel	1:42.04	3:28.59	5:14.07	6:57.14

RANK	CTRY	NAME	500 M	1000 M	1500 M	2000 M
3	USA	De Ruff, David Strotbeck, John	1:40.21	3:27.31	5:13.58	6:59.10
4	NZL	Horan, Geoffrey Horan, Allan	1:43.41	3:30.48	5:17.70	7:02.89
5	HOL	Hoekstra, Sjoerd Adema, Joost	1:42.45	3:29.04	5:15.80	7:04.61
6	BRA	Carvalho, Ronaldo Carvalho, Ricardo	1:42.78	3:32.23	5:20.12	7:05.92

WIND/VENT: VELOC. = 0 M/S COMP. = 0 M/S DIRECTION = 0
TEMPERATURE AIR= 18 C WATER/EAU= 25 C

Men/ Pair-Oars Without Coxswain
Semi-Final 2 Race No: 45/Aug. 02**Hommes/deux rameurs en pointe**
Demi-finale 2 course no:45/02 Aout

RANK	CTRY	NAME	500 M	1000 M	1500 M	2000 M
1	ROM	Iosub, Petru Toma, Valer	1:39.00	3:24.64	5:12.44	6:53.23
2	ESP	Climent, Fernando Lasurtegui, Luis	1:41.19	3:26.24	5:12.78	6:53.58
3	ITA	Romano, Marco Aiese, Pasquale	1:40.05	3:26.46	5:13.14	6:58.38
4	SUI	Wechsler, Markus Fischer, Alfred	1:42.88	3:31.27	5:20.95	7:05.81
5	ARG	D'Andrilli, Ruben G. Guindon, Claudio Luis	1:43.50	3:32.50	5:23.70	7:08.35
6	GBR	Beattie, John Stanhope, Richard	1:41.80	3:30.72	5:19.99	7:09.17

WIND/VENT: VELOC. = 0 M/S COMP. = 0 M/S DIRECTION = 0
TEMPERATURE AIR= 24 C WATER/EAU= 25 C

Men / Pair-Oars Without Coxswain
Places 7-12 Race No:60/Aug.03**Hommes/deux rameurs en pointe**
Places 7-12 course no:60/03Aout

RANK	CTRY	NAME	500 M	1000 M	1500 M	2000 M
1	HOL	Hoekstra, Sjoerd Adema, Joost	1:41.44	3:30.36	5:19.41	7:02.62
2	BRA	Carvalho, Ronaldo Carvalho, Ricardo	1:43.24	3:30.73	5:19.72	7:03.97
3	NZL	Horan, Geoffrey Horan, Allan	1:42.27	3:32.29	5:18.70	7:04.00
4	ARG	D'Andrilli, Ruben G. Guindon, Claudio Luis	1:41.98	3:29.99	5:19.17	7:05.01
5	SUI	Wechsler, Markus Fischer, Alfred	1:43.71	3:41.66	5:22.36	7:07.00
6	GBR	Beattie, John Stanhope, Richard	1:41.64	3:29.68	5:20.41	7:08.07

WIND/VENT: VELOC. = .5 M/S COMP. = 0 M/S DIRECTION = E
TEMPERATURE AIR= 23 C WATER/EAU= 25 C

Man / Pair-Oars Without Coxswain
Final Race No: 73/Aug. 05**Hommes/deux rameurs en pointe**
Finale course no:73/05Aout

RANK	CTRY	NAME	500 M	1000 M	1500 M	2000 M
1	ROM	Iosub, Petru Toma, Valer	1:38.58	3:22.26	5:05.35	6:45.39
2	ESP	Climent, Fernando Lasurtegui, Luis	1:40.00	3:23.66	5:07.50	6:48.47
3	NOR	Grepperud, Hans Magnus Loken, Sverre	1:39.10	3:23.87	5:08.96	6:51.81
4	FRG	Moellenkamp, Thomas Woestmann, Axel	1:40.23	3:25.12	5:10.44	6:52.53
5	ITA	Romano, Marco Aiese, Pasquale	1:41.07	3:26.53	5:11.54	6:55.88
6	USA	De Ruff, David Strotbeck, John	1:40.70	3:27.01	5:13.25	6:58.46

WIND/VENT: VELOC. = .5 M/S COMP. = 0 M/S DIRECTION = ENE
TEMPERATURE AIR= 20 C WATER/EAU= 25 C

Rowing

Aviron

Men/Pair-Oars With Coxswain		Hommes/deux en pointe avec barreur			
Heat 1 Race No: 20/ July 31		Eliminatoire 1 course no: 20/31 Juil			
RANK RANG	CTRY NAME	500 M	1000 M	1500 M	2000 M
1	ROM Popescu, Dimitrie Tomoiaga, Vasile Raducanu, Dumitru	1:41.92	3:30.31	5:21.53	7:12.18
2	USA Still, Kevin Espeseth, Robert Herland, Douglas	1:45.66	3:35.62	5:26.72	7:17.80
3	FRG Greoo, Hermann Gopfert, Dieter Ziegler, Rudolf	1:44.50	3:35.85	5:30.06	7:25.02
4	YUG Celent, Zlatko Vidosevic, Dario Ivancic, Mirko	1:43.01	3:35.38	5:32.32	7:27.28
5	FRA Imbert,Charles Bremer, Jean Pierre Chevrier, Christophe	1:47.40	3:40.63	5:37.22	7:32.20
6	PER Montenegro, Alfredo Viacava, Francisco Valentin, Arturo	1:50.15	3:48.21	5:49.01	7:44.73

WIND/VENT: VELOC.= 1 M/S COMP. = 0 M/S DIRECTION = ENE
TEMPERATURE AIR = 23 C WATER/EAU= 25 C

Men/Pair-Oars With Coxswain		Hommes/deux en pointe avec barreur			
Heat 2 RaceNo: 21/July31		Eliminatoire 2 course no:21/31 Juil			
RANK RANG	CTRY NAME	500 M	1000 M	1500 M	2000 M
1	ITA Abbagnale, Camtine Abbagnale, Giuseppe Di Capua, Giuseppe	1:41.81	3:31.89	5:23.89	7:13.83
2	BRA Boares, Valter Hime Neto, Angelo Rosio Alonco, Nilton Silva	1:43.37	3:35.62	5:28.92	7:18.96
3	GBR Genziani, Adrian Lang, William Inns, Alan	1:44.31	3:36.05	5:30.42	7:20.51
4	CAN Backer, Harold Zasada, Tony Barkley, Tan	1:46.14	3:37.57	5:31.20	7:24.52
5	ESP Bermudez, Jose Martin, Isidro Babria, Joaquin	1:46.42	3:41.42	5:36.71	7:29.30
6	BEL Defraigne, Guy Defraigne, William Cuelenaere, Philippe	1:49.07	3:43.73	5:40.56	7:32.93

WIND/VENT: VELOC. = 1 M/S COMP. = 0 M/S DIRECTION = ENE
TEMPERATURE AIR = 23 C WATER/EAU= 25 C

Men/ Pair-Oars With Coxswain		Hommes/deux en pointe avec barreur			
Repechage 1 Race No: 48/Aug. 02		Repechage 1 course no:48/02 Aout			
RANK RANG	CTRY NAME	500 M	1000 M	1500 M	2000 M
1	USA Still, Kevin Espeseth, Robert Herland, Douglas	1:46.94	3:38.84	5:30.84	7:22.88
2	CAN Backer, Harold Zasada, Tony Barkley, Tan	1:47.26	3:38.64	5:31.44	7:23.74
3	FRA Imbert, Charles Bremer, Jean Pierre Chevrier, Christophe	1:48.54	3:41.78	5:36.61	7:26.98
4	GBR Genziani, Adrian Lang, William Inns, Alan	1:46.25	3:39.52	5:36.41	7:38.20
5	PER Montenegro, Alfredo Viacava, Francisco Valentin, Arturo	1:48.71	3:51.43	5:54.99	7:50.40

WIND/VENT: VELOC. = 0 M/S COMP. = 0 M/S DIRECTION = 0
TEMPERATURE AIR = 24 C WATER/EAU = 25 C

Men/Pair-Oars With Coxswain		Hommes/deux en pointe avec barreur			
Repechage 2 Race No: 49/Aug. 02		Repechage 2 course no: 49/02 Aout			
RANK RANG	CTRY NAME	500 M	1000 M	1500 M	2000 M
1	BRA Soares, Valter Hime Neto, Angelo Rosio Alonco, Nilton Silva	1:45.49	3:39.37	5:32.24	7:19.40
2	FRG Greoo, Hermann Gopfert, Dieter Ziegler, Rudolf	1:45.74	3:37.60	5:30.81	7:20.75

RANK RANG	CTRY NAME	500 M	1000 M	1500 M	2000 M
3	YUG Celent, Zlatko Vidosevic, Dario Ivancic, Mirko	1:46.07	3:37.19	5:29.77	7:28.68
4	ESP Martin, Isidro Bermudez, Jose Babria, Joaquin	1:51.21	3:47.20	5:44.48	7:42.23
5	BEL Defraigne, William Defraigne, Guy Cuelenaere, Philippe	1:50.20	3:47.60	5:48.23	7:46.67

WIND/VENT: VELOC = 0 M/S COMP. = 0 M/S DIRECTION = 0
TEMPERATURE AIR=23 C WATER/EAU= 25 C

Men/Pair-Oars With Coxswain		Hommes/deux en pointe avec barreur			
Places 7-12 Race No: 62/Aug.03		Places 7-12 course no:62/03 Aout			
RANK RANG	CTRY NAME	500 M	1000 M	1500 M	2000 M
1	YUG Vidosevic, Dario Celent, Zlatko Ivancic, Mirko	1:47.56	3:40.38	5:34.37	7:25.60
2	GBR Genziani, Adrian Lang, William Inns, Alan	1:47.97	3:41.45	5:36.72	7:27.56
3	FRA Imbert,Charles Bremer, Jean Pierre Chevrier, Christophe	1:49.94	3:44.56	5:39.55	7:32.48
4	ESP Martin, Isidro Bermudez, Jose Babria, Joaquin	1:50.87	3:46.42	5:41.99	7:34.38
5	BEL Defraigne, William Defraigne, Guy Cuelenaere, Philippe	1:52.01	3:48.21	5:44.79	7:35.67
6	PER Montenegro, Alfredo Viacava, Francisco Valentin, Arturo	1:51.77	3:51.94	5:55.03	7:52.59

WIND/VENT: VELOC. = .5 M/S COMP. =0 M/S DIRECTION = E
TEMPERATURE AIR = 23 C WATER/EAU= 25 C

Men/Pair-Oars With Coxswain		Hommes/deux en pointe avec barreur			
Final Race No: 75/Aug. 05		Finale course no: 75/05 Aout			
RANK RANG	CTRY NAME	500 M	1000 M	1500 M	2000 M
1	ITA Abbagnale, Carmine Abbagnale, Giuseppe Di Capua, Giuseppe	1:41.47	3:29.23	5:18.19	7:05.99
2	RON Popescu, Dimitrie Tomoiaga, Vasile Raducanu, Dumitru	1:43.21	3:33.28	5:23.98	7:11.21
3	USA Still, Kevin Espeseth, Robert Herland, Douglas	1:45.56	3:35.41	5:24.73	7:12.81
4	BRA Soares, Valter Hime Neto, Angelo Rosio Alonco, Nilton Silva	1:46.22	3:37.63	5:28.87	7:17.07
5	CAN Backer, Harold Zasada, Tony Barkley, Tan	1:46.84	3:37.82	5:29.22	7:18.98
6	FRG Greoo, Henann Gopfert, Dieter Ziegler, Rudolf	1:45.95	3:36.73	5:28.56	7:25.16

WIND/VENT: VELOC. = .5 M/S COMP. = 0 M/S DIRECTION = ENE
TEMPERATURE AIR = 18 C WATER/EAU = 25 C

Man/Quadruple Sculls Without Coxswain		Hommes/quatre rameurs en countures			
Heat 1 Race No: 24/July 31		Eliminatoire 1 course no: 24/31 Juil			
RANK RANG	CTRY NAME	500 M	1000 M	1500 M	2000 M
1	AUS Reedy, Paul Gullock, Gary Mclaren, Timothy Lovrich, Anthony	1:26.05	2:56.31	4:28.02	5:59.38
2	ESP Gonzalez, Jesus Oliver, Julio Oliver, Luis Vera, Manuel	1:25.83	2:55.99	4:28.86	6:01.80
3	HOL Emke, Markus Gobal, Frans Rienks, Nicolaas Van Groningen, Steven	1:27.88	3:00.19	4:34.17	6:08.50
4	USA Fleming, Curtis Montesi, Gregg Johnson, Ridgely Beall, Bruce	1:30.07	3:03.64	4:38.69	6:13.51



RANK	CTRY	NAME	500 M	1000 M	1500 M	2000 M
5	ARG	Lungwitz, Federico K. Bonini, Osvaldo O. Ferrari, Omar Teodoro Calderon, Gustavo O.	1:31.09	3:08.93	4:49.44	6:28.80

WIND/VENT: VELOC. = 0 M/S COMP. = 0 M/S DIRECTION = 0
TEMPERATURE AIR= 23 C WATER/EAU= 25 C

Men/Quadruple Sculls Without Coxswain Hommes/quatre rameurs en couple
Heat 2 Race No:25/July31 Elimatoire 2 course no:25/31 Juil

RANK	CTRY	NAME	500 M	1000 M	1500 M	2000 M
1	FRG	Hedderich, Albert Hormann, Raimund Wiedenmann, Dieter Dursch, Michael	1:26.00	2:58.03	4:29.01	5:58.73
2	ITA	Poli, Piero Gaeta, Renato Dell'Aquila, Antonio Lari, Stefano	1:26.93	2:57.73	4:28.53	6:00.39
3	CAN	Hamilton, Doug Hughes, Mike Monckton, Phil Ford, Bruce	1:27.94	3:01.31	4:33.50	6:02.08
4	FRA	Boudoux, Marc Fomara, Serge Dubosquelle, Pascal Body, Pascal	1:26.25	2:58.50	4:31.82	6:05.18
5	NOR	Sandli, Pal Thorsen, Espen Vinje, Vette Enstad, Ivan	1:30.77	3:04.36	4:38.05	6:09.72

WIND/VENT: VELOC. = 1.1 M/S COMP. = 0 M/S DIRECTION = SW
TEMPERATURE AIR= 23 C WATER/EAU= 25 C

Men/Quadruple Sculls Without Coxswain Hommes/quatre rameurs en couple
Repechage 1 Race No: 52/Aug.02 Repechage 1 course no:52/02 Aout

RANK	CTRY	NAME	500 M	1000 M	1500 M	2000 M
1	CAN	Hamilton, Doug Hughes, Mike Monckton, Phil Ford, Bruce	1:32.35	3:07.39	4:39.57	6:07.93
2	ESP	Oliver, Luis Gonzalez, Jesus Vera, Manuel Oliver, Julio	1:29.55	3:04.11	4:37.66	6:08.65
3	NOR	Sandli, Pal Thorsen, Espen Vinje, Vette Enstad, Ivan	1:30.69	3:05.27	4:38.77	6:09.11
4	USA	Fleming, Curtis Montesi, Gregg Johnson, Ridgely Beall, Bruce	1:32.10	3:07.66	4:41.58	6:14.32

WIND/VENT: VELOC. = .5 M/S COMP. = 0 M/S DIRECTION = SW
TEMPERATURE AIR= 24 C WATER/EAU= 25 C

Men/Quadruple Sculls Without Coxswain Hommes/quatre rameurs en couple
Repechage 2 Race No: 53/Aug. 02 Repechage 2 course no: 53/02 Aout

RANK	CTRY	NAME	500 M	1000 M	1500 M	2000 M
1	FRA	Boudoux, Marc Fomara, Serge Dubosquelle, Pascal Body, Pascal	1:32.57	3:06.66	4:40.17	6:08.44
2	ITA	Poli, Piero Gaeta, Renato Dell'Aquila, Antonio Lari, Stefano	1:31.00	3:05.21	4:38.80	6:09.28
3	HOL	Van Groningen, Steven Rienks, Nicolaas Gobel, Frans Emke, Markus	1:30.12	3:04.78	4:39.59	6:09.53
4	ARG	Lungwitz, Federico K. Bonini, Osvaldo O. Ferrari, Omar Teodoro Calderon, Gustavo O.	1:33.78	3:12.76	4:52.13	6:29.36

WIND/VENT: VELOC. = .5 M/S COMP. = 0 M/S DIRECTION = SW
TEMPERATURE AIR= 24 C WATER/EAU= 25 C

Men/Quadruple Sculls With Coxswain Hommes/quatre rameurs en couple
Places 7-10 Race No:64/Aug.03 Places 7-10 course no:64/03 Aout

RANK	CTRY	NAME	500 M	1000 M	1500 M	2000 M
1	USA	Fleming, Curtis Montesi, Gregg Johnson, Ridgely Beall, Bruce	1:32.47	3:07.02	4:41.35	6:11.50
2	NOR	Sandli, Pal Thorsen, Espen Vinje, Vette Enstad, Ivan	1:34.63	3:08.49	4:42.11	6:12.18
3	HOL	Van Groningen, Steven Rienks, Nicolaas Gobel, Frans Emke, Markus	1:32.09	3:08.13	4:43.77	6:12.41
4	ARG	Lungwitz, Federico K. Bonini, Osvaldo O. Ferrari, Omar Teodoro Calderon, Gustavo O.	1:33.80	3:14.36	4:53.84	6:32.52

WIND/VENT: VELOC. = .5 M/S COMP. = 0 M/S DIRECTION = E
TEMPERATURE AIR= 23 C WATER/EAU= 25 C

Men/Quadruple Sculls Without Coxswain Hommes/quatre rameurs en couple
Final Race No: 77/Aug. 05 Final course no:77/05 Aout

RANK	CTRY	NAME	500 M	1000 M	1500 M	2000 M
1	FRG	Hedderich, Albert Hormann, Raimund Wiedenmann, Dieter Dursch, Michael	1:27.23	2:59.24	4:30.30	5:57.55
2	AUS	Reedy, Paul Gullock, Gary Mclaren, Timothy Lovrich, Anthony	1:26.56	2:57.36	4:28.83	5:57.98
3	CAN	Hamilton, Doug Hughes, Mike Monckton, Phil Ford, Bruce	1:29.00	3:00.45	4:30.51	5:59.07
4	ITA	Poli, Piero Gaeta, Renato Dell'Aquila, Antonio Lari, Stefano	1:28.46	2:59.89	4:31.64	6:00.94
5	FRA	Boudoux, Marc Fomara, Serge Body, Pascal Dubosquelle, Pascal	1:29.44	3:01.82	4:33.37	6:01.35
6	ESP	Oliver, Luis Gonzalez, Jesus Vera, Manuel Oliver, Julio	1:27.90	3:00.26	4:33.03	6:04.99

WIND/VENT: VELOC. = .5 M/S COMP. = 0 M/S DIRECTION = ENE
TEMPERATURE AIR= 18 C WATER/EAU= 25 C

Men/Four-Oars Without Coxswain Hommes/quatre en pointes sans barreur
Heat 1 Race No: 22/July 31 Elimatoire 1 course no: 22/31 Juil

RANK	CTRY	NAME	500 M	1000 M	1500 M	2000 M
1	NZL	O'Connell, Leslie O'Brien, Shane Robertson, Conrad Trask, Keith	1:30.63	3:05.22	4:38.40	6:08.41
2	FRG	Kesslau, Norbert Grabow, Volker Puttitz, Jorg Grabow, Guido	1:30.23	3:04.84	4:39.79	6:09.54
3	DEN	Jessen, Michael Nielsen, Lars Rasmussen, Per H.S. Christiansen, Erik	1:28.68	3:04.03	4:40.61	6:15.58
4	CAN	Turner, Tim Gibson, Ted Johnson, David Beatty, Stephen	1:32.70	3:09.67	4:47.10	6:24.79
5	CHN	Gu, Jiahong Tang, Hongwei Liu, Baogang Wang, Hongbing	1:33.31	3:14.43	5:00.60	6:45.25

WIND/VENT: VELOC. = 1 M/S COMP. = 0 M/S DIRECTION = ENE
TEMPERATURE AIR= 23 C WATER/EAU= 25 C

Rowing

Aviron

Men/Four-Oars Without Coxswain Heat 2 Race No:23/July31

Hommes/quatre en pointe sans barreur Eliminatoire 2 course no:23/31 Juil

RANK	CTRY	NAME	500 M	1000 M	1500 M	2000 M
1	USA	Clark, David Smith, Jonathan Stekl, Philip Forney, Alan	1:30.50	3:03.34	4:37.61	6:11.58
2	SWE	Wilgotson, Anders Svensson, Hans Lindovist, Lars-Ake Larson, Anders	1:29.48	3:04.02	4:40.41	6:13.40
3	SUI	Saile, Bruno Weitnauer, Joerg Truempler, Hans-Konrad Netzle, Stefan	1:31.55	3:05.69	4:41.54	6:19.23
4	AUS	Doyle, David Lowe, James Fisher, Duncan Bentley, John	1:30.71	3:06.87	4:43.86	6:22.14
5	GBR	Clift, Jonathon Garrett, John Knight, Martin Bland, John	1:32.05	3:08.44	4:45.93	6:23.95

WIND/VENT: VELOC. = 1 M/S COMP. = 0 M/S DIRECTION = ENE
TEMPERATURE AIR = 23 C WATER/EAU = 25 C

Men/Four-Oars Without Coxswain Repechage 1 Race No:50/Aug. 02

Hommes/quatre en pointe sans barreur Repechage 1 course no:50/02 Aout

RANK	CTRY	NAME	500 M	1000 M	1500 M	2000 M
1	SUI	Saile, Bruno Weitnauer, Joerg Truempler, Hans-Konrad Netzle, Stefan	1:31.71	3:07.45	4:45.59	6:20.44
2	FRG	Kesslau, Norbert Grabow, Volker Puttlii, Jorg Grabow, Guido	1:30.90	3:06.24	4:43.98	6:22.54
3	AUS	Doyle, David Lowe, James Fisher, Duncan Bentley, John	1:32.85	3:11.27	4:50.79	6:29.04
4	CHN	Wang, Hongbing Liu, Baogang Gu, Jiahong Tang, Hongwei	1:35.93	3:18.93	5:04.05	6:46.18

WIND/VENT: VELOC. = 0 M/S COMP. = 0 M/S DIRECTION = 0
TEMPERATURE AIR = 24 C WATER/EAU = 25 C

Men/ Four-Oars Without Coxswain Repechage 2 Race 2 Race No: 51 /Aug. 02

Hommes/quatre en pointe sans barreur Repechage 2 course no:51/02Aout

RANK	CTRY	NAME	500 M	1000 M	1500 M	2000 M
1	SWE	Wilgotson, Anders Svensson, Hans Lindovist, Lars-Ake Larson, Anders	1:32.13	3:09.69	4:47.49	6:21.22
2	DEN	Jessen, Michael Nielsen, Lars Rasmussen, Per H.S. Christiansen, Erik	1:31.23	3:08.69	4:47.13	6:22.94
3	CAN	Turner, Tim Gibson, Ted Johnson, David Beatty, Stephen	1:32.63	3:12.19	4:52.28	6:28.11
4	GBR	Clift, Jonathon Garrett, John Knight, Martin Bland, John	1:31.84	3:12.43	4:52.94	6:32.84

WIND/VENT: VELOC. = .5 M/S COMP. = 0 M/S DIRECTION = ENE
TEMPERATURE AIR = 24 C WATER/EAU = 25 C

Men/Four-Oars Without Coxswain Places 7-10 Race No:63/Aug.03

Hommes/quatre en pointe sans Places 7-10 course no: 63/03 Aout

RANK	CTRY	NAM	500 M	1000 M	1500 M	2000 M
1	CAN	Turner, Tim Gibson, Ted Johnson, David Beatty, Stephen	1:34.97	3:14.21	4:52.40	6:26.10
2	AUS	Doyle, David Lowe, James Fisher, Duncan Bentley, John	1:33.77	3:11.84	4:50.81	6:28.31

RANK	CTRY	NAME	500 M	1000 M	1500 M	2000 M
3	GBR	Clift, Jonathon Garrett, John Knight, Martin Bland, John	1:34.73	3:13.70	4:53.50	6:32.13
4	CHN	Wang, Hongbing Liu, Baogang Gu, Jiahong Tang, Hongwei	1:36.53	3:19.22	5:05.08	6:50.03

WIND/VENT: VELOC. = .5 M/S COMP. = 0 M/S DIRECTION = E
TEMPERATURE AIR = 23 C WATER/EAU = 25 C

Men/ Four-Oars Without Coxswain Final Race No: 76/Aug. 05

Hommes/quatre en pointe sans barreur Finale course no: 76/05Aout

RANK	CTRY	NAME	500 M	1000 M	1500 M	2000 M
1	NZL	O'Connell, Leslie O'Brien, Shane Robertson, Conrad Trask, Keith	1:30.51	3:03.20	4:34.89	6:03.48
2	USA	Clark, David Smith, Jonathan Stekl, Philip Fomey, Alan	1:30.32	3:02.94	4:35.94	6:06.10
3	DEN	Jessen, Michael Nielsen, Lars Rasmussen, Per H.S. Christiansen, Erik	1:31.08	3:04.35	4:38.77	6:07.72
4	FRG	Kesslau, Norbert Grabow, Volker Puttlii, Jorg Grabow, Guido	1:30.83	3:03.76	4:38.43	6:09.27
5	SUI	Saile, Bruno Weitnauer, Joerg Truempler, Hans-Konrad Netzle, Stefan	1:29.69	3:01.96	4:36.68	6:09.50
6	SWE	Wilgotson, Anders Svensson, Hans Lindovist, Lars-Ake Larson, Anders	1:30.06	3:02.55	4:37.16	6:11.71

WIND/VENT: VELOC. = .5 M/S COMP. = 0 M/S DIRECTION = ENE
TEMPERATURE AIR = 18 C WATER/EAU = 25 C

Men/ Four-Oars With Coxswain Heat1 Race No: 10/July30

Hommes/quatre en pointe avec barreur Eliminatoire 1 course no: 10/30 Juil

RANK	CTRY	NAME	500 M	1000 M	1500 M	2000 M
1	ITA	Sergi Sergas, Giovanni Suarez, Giovanni Iseppi, Gino Carando, Giuseppe Meli, Siro	1:33.29	3:09.70	4:47.20	6:23.04
2	FRG	Karches, Heribert Koneremann, Georg Theim, Wolfram Maennig, Wolfgang Klein, Manfred	1:32.94	3:12.42	4:51.27	6:28.29
3	CAN	Ross, David Christian, Tim Doey, Richard Toulmin, Nick Tessier, Paul	1:34.85	3:14.50	4:52.41	6:29.19
4	BRA	Berezin, Andre Santos, Luiz Marinho, Denis Machado, Laildo Novo, Manoel	1:33.87	3:13.79	4:56.29	6:39.88

WIND/VENT: VELOC. = 0 M/S COMP. = 0 M/S DIRECTION = 0
TEMPERATURE AIR = 27 C WATER/EAU = 25 C

Men/Four-Oars With Coxswain Heat 2 Race No: 11/July30

Hommes/quatre en pointe avec barreur Eliminatoire 2 course no: 11/30 Juil

RANK	CTRY	NAME	500 M	1000 M	1500 M	2000 M
1	GBR	Cross, Martin Budgett, Richard Holmes, Andrew Redgrave, Steven Ellison, Adrian	1:31.62	3:09.04	4:44.82	6:18.79
2	USA	Kiefer, Thomas Springer, Gregory Bach, Michael Ives, Edward Stillings, John	1:31.83	3:07.56	4:44.62	6:21.94
3	NZL	Lawton, Kevin Symon, Donald Mabbott, Banie Tong, Ross Hollister, Brett	1:34.19	3:12.92	4:50.72	6:27.18



RANK	CTRY	NAME	500 M	1000 M	1500 M	2000 M
4	JPN	Miyoshi, Satoru Abe, Tadashi Kawamoto, Shunsuke Maeguchi, Hideaki Koike, Akihiro	1:39.89	3:24.47	5:11.43	6:54.51

WIND/VENT: VELOC = 0 M/S COMP. = 0 M/S DIRECTION = 0
TEMPERATURE AIR= 27 C WATER/EAU= 25 C

Men/ Four-Oars With Coxswain **Hommes/quatre en pointe avec barreur**
Repechage 1 Race No: 41/Aug. 02 **Repechage 1 course no:41/02Aout**

RANK	CTRY	NAME	500 M	1000 M	1500 M	2000 M
1	NZL	Lawton, Kevin Symon, Donald Mabbott, Barrie Tong, Ross Hollister, Brett	1:34.27	3:12.91	4:49.69	6:26.18
2	USA	Kiefer, Thomas Springer, Gregory Bach, Michael Ives, Edward Stillings, John	1:31.82	3:08.85	4:48.36	6:27.55
3	FRG	Karches, Heribert Koneremann, Georg Theim, Wolfram Maennig, Wolfgang Klein, Manfred	1:33.99	3:12.69	4:51.89	6:29.19
4	CAN	Ross, David Christian, Tim Doey, Richard Toulmin, Nick Tessier, Paul	1:33.65	3:11.58	4:51.28	6:29.76
5	BRA	Berezin, Andre Santos, Luiz Marinho, Denis Machado, Laildo Novo, Manoel	1:35.27	3:14.72	4:55.06	6:33.44
6	JPN	Miyoshi, Satoru Abe, Tadashi Kawamoto, Shunsuke Maeguchi, Hideaki Koike, Akihiro	1:38.43	3:21.94	5:08.79	6:55.33

WIND/VENT: VELOC. = 0 M/S COMP. = 0 M/S DIRECTION = 0
TEMPERATURE AIR= 18 C WATER/EAU= 25 C

Men/Four-Oars With Coxswain **Hommes/quatre en pointe avec barreur**
Places7-8 Race No: 58/Aug. 03 **Places7-8course no: 58/03Aout**

RANK	CTRY	NAME	500 M	1000 M	1500 M	2000 M
1	BRA	Berezin, Andre Santos, Luiz Marinho, Denis Machado, Laildo Novo, Manoel	1:37.48	3:20.14	5:05.14	6:47.13
2	JPN	Miyoshi, Satoru Abe, Tadashi Kawamoto, Shunsuke Maeguchi, Hideaki Koike, Akihiro	1:39.18	3:22.67	5:09.14	6:52.62

WIND/VENT: VELOC. = .5 M/S COMP. = 0 M/S DIRECTION = E
TEMPERATURE AIR= 23 C WATER/EAU= 25 C

Men/Four-Oars With Coxswain **Hommes/quatre en pointe avec barreur**
Final Race No:71/Aug.05 **Finale course no:71/05Aout**

RANK	CTRY	NAME	500 M	1000 M	1500 M	2000 M
1	DBR	Cross, Martin Budgett, Richard Holmes, Andrew Redgrave, Steven Ellison, Adrian	1:31.42	3:07.99	4:44.11	6:18.64
2	USA	Kiefer, Thomas Springer, Gregory Bach, Michael Ives, Edward Stillings, John	1:30.25	3:06.44	4:43.13	6:20.28
3	NZL	Lawton, Kevin Symon, Donald Mabbott, Barrie Tong, Ross Hollister, Brett	1:33.72	3:12.57	4:49.34	6:23.68

RANK	CTRY	NAME	500 M	1000 M	1500 M	2000 M
4	ITA	Sergi Sergas, Giovanni Suarez, Giovanni Iseppe, Gino Carando, Giuseppe Meli, Siro	1:32.74	3:10.84	4:48.82	6:26.44
5	CAN	Ross, David Christian, Tim Doey, Richard Toulmin, Nick Tessier, Paul	1:34.11	3:11.91	4:50.28	6:28.78
6	FRG	Karches, Heribert Koneremann, Georg Theim, Wolfram Maennig, Wolfgang Klein, Manfred	1:33.15	3:13.15	4:54.13	6:34.23

WIND/VENT: VELOC. = .5 M/S COMP. = 0 M/S DIRECTION = ENE
TEMPERATURE AIR= 20 C WATER/EAU= 25 C

Men/Eight-Oars With Coxswain **Hommes/huit en pointe avec barreur**
Heat 1 Race No: 26/ July 31 **Eliminatoire 1 course no:26/31 Juil**

RANK	CTRY	NAME	500 M	1000 M	1500 M	2000 M
1	NZL	Atherfold, Nigel Rodger, David White-Parsons, Roger Keys, George Johnston, Gregory Whine, Christopher Stevenson, Andrew Stanley, Michael Hay, Andrew	1:22.66	2:52.81	4:20.47	5:48.19
2	CAN	Turner, Pat Neuffeld, Kevin Evans, Mark Main, Grant Steele, Paul Evans, Mike Crawford, Bean Horn, Blair Mc Mahon, Brain	1:21.34	2:50.14	4:21.86	5:50.44
3	GBR	Mc Dougall, Ducan Mahoney, Christopher Hassan, Salih Roberts, Clive Cll, Adam Pritchard, John Mc Gowan, Malcolm Whitwell, Allan Moynihan, Colin	1:22.18	2:51.25	4:23.43	5:55.18
4	FRA	Duprat, Alain Lecoite, Dominique Louvet, Thierry Vibert Vichet, Patrick Taborski, Jacques Martigne, Jean Jacques Pons, Olivier Chevalier, Bernard Huguet Balent, Jean Pierr	1:24.28	2:55.79	4:28.98	5:59.81

WIND/VENT: VELOC = 1.1 M/S COMP. = 0 M/S DIRECTION = SW
TEMPERATURE AIR= 23 C WATER/EAU= 25 C

Men/ Eight-Oars With Coxswain **Hommes/huit en pointe avec barreur**
Heat 2 Race No:27/July31 **Eliminatoire 2 course no:27/31 Juil**

RANK	CTRY	NAME	500 M	1000 M	1500 M	2000 M
1	USA	Lubsen, Walter Jr. Sudduth, Andrew Terwilliger, John Penny, Christopher Darling, Thomas Borchelt, Earl Clapp, Charles Ibbetson, Bruce Jaugstetter, Robert	1:24.21	2:54.08	4:23.54	5:51.95
2	AUS	Muller, Craig Hefer, Clyde Patten, Sam Willoughby, Timothy Edmunds, Ian Battersby, James Popa, Ion Evans, Steve Thredgold, Gavin	1:23.14	2:55.13	4:26.33	5:56.61
3	CHI	Abasolo, Rodrigo Castro, Mario Contreras, Victor Llanos, Zibor Pereira, Rodolfo Rojas, Alejandro Rojas, Marcelo Vallebuona, Giorgio Neyra, Carlos	1:26.02	3:03.86	4:44.65	6:20.71

WIND/VENT: VELOC. = 1.1 M/S COMP. = 0 M/S DIRECTION = SW
TEMPERATURE AIR= 23 C WATER/EAU= 25 C

Rowing

Aviron

Men/Eight-Oars With Coxswain
Repechage 1 Race No: 54/Aug. 02

Hommes/ huit en pointe avec barreur
Rapechage 1 course no: 54/02 Aout

RANK	CTRY	NAME	500 M	1000 M	1500 M	2000 M
1	AUS	Muller, Craig Hefer, Clyde Patten, Sam Willoughby, Timothy Edmunds, Ian Battersby, James Popa, Ion Evans, Steve Thredgold, Gavin	1:26.30	2:56.11	4:24.03	5:51.68
2	CAN	Turner, Pat Neufeld, Kevin Evans, Mark Main, Grant Steele, Paul Evans, Mike Crawford, Dean Horn, Blair MC Mahon, Brain	1:24.81	2:53.44	4:22.87	5:56.44
3	GBR	MC Dougall, Ducan Mahoney, Christopher Hassan, Salih Roberts, Clive Clift, Adam Pritchard, John MC Gowan, Malcolm Whitwell, Allan Moynihan, Colin	1:24.37	2:53.11	4:21.60	6:00.45
4	CHI	Castro, Mario Neyra, Carlos Llanos, Zibor Vallebuona, Giorgio Rojas, Alejandro Contreras, Victor Pereira, Rodolfo Rojas, Marcelo Abasolo, Rodrigo	1:27.47	2:59.64	4:35.77	6:10.98
5	FRA	Duprat, Alain Lecointe, Dominique Louvet, Thierry Vibert Vichet, Patrick Taborski, Jacques Martigne, Jean Jacques Pons, Olivier Chevalier, Bernard Huguet Balent, Jean Pierr	1:29.06	3:05.25	4:43.02	6:18.71

WIND/VENT: VELOC. = .5 M/S COMP. = 0 M/S DIRECTION = SW
TEMPERATURE AIR = 24 C WATER/EAU = 25 C

Men/Eight-Oars With Coxswain
Final Race No: 78/Aug.05

Hommes/huit en pointe avec barreur
Finale course no: 78/05 Aout

RANK	CTRY	NAME	500 M	1000 M	1500 M	2000 M
1	CAN	Turner, Pat Neufeld, Kevin Evans, Mark Main, Grant Steele, Paul Evans, Mike Crawford, Dean Horn, Blair MC Mahon, Brain	1:24.42	2:51.12	4:16.33	5:41.32
2	USA	Lubsen, Walter Jr. Sudduth, Andrew Terwilliger, John Penny, Christopher Darling, Thomas Borchelt, Earl Clapp, Charles Ibbetson, Bruce Jaugstetter, Robert	1:25.59	2:52.92	4:18.48	5:41.74
3	AUS	Muller, Craig Hefer, Clyde Patten, Sam Willoughby, Timothy Edmunds, Ian Battersby, James Popa, Ion Evans, Steve Thredgold, Gavin	1:24.83	2:52.11	4:18.83	5:43.40
4	NZL	Atherfold, Nigel Rodger, David White-Parsons, Roger Keys, George White, Christopher Stevenson, Andrew Stanley, Michael Hay, Andrew	1:26.45	2:53.51	4:33.28	5:44.14
5	GBR	MC Dougall, Ducan Mahoney, Christopher Hassan, Salih Roberts, Clive Cll, Adam Pritchard, John MC Gowan, Malcolm Whitwell, Allan Moynihan, Colin	1:25.12	2:53.26	4:19.06	5:47.01

RANK	CTRY	NAY	500M	100 M	1500 M	2000 M
6	FRA	Duprat, Alain Lecointe, Dominique Louvet, Thierry Vibert Vichet, Patrick Taborski, Jacques Martigne, Jean Jacques Pons, Olivier Chevalier, Bernard Huguet Balent, Jean Pierr	1:26.01	2:54.09	4:21.33	5:49.52

RANK	CTRY	NAY	500M	100 M	1500 M	2000 M
7	CHI	Castro, Mario Neyra, Carlos Llanos, Zibor Vallebuona, Giorgio Rojas, Alejandro Contreras, Victor Pereira, Rodolfo Rojas, Marcelo Abasolo, Rodrigo	1:27.01	2:59.74	4:22.85	6:07.03

WIND/VENT: VELOC.=.5 M/S COMP. = 0 M/S DIRECTION= ENE
TEMPERATURE AIR = 18 C WATER/EAU = 25 C



Shooting/Tir

Officials

Union Internationale de tir (UIT)
 President/president
 Secretary-General/secretaire-general
 Technical Delegates/delegues techniques

Olegario Vazquez-Rana (MEX)
 Horst Schreiber (FRG)
 Gary Anderson (USA)
 Andreas Hartinger (FRG)

LAOOC Administrative Staff/Personnel Administratif de LAOOC




Commissioner/commissaire
 Competition Director and
 Sports Manager/
 directeur du competition et
 manager du sport
 Venue Manager/manager de la venue

Robert Peterson
 Mike Tipa
 Bill Deneke

Participants/Participants

Women Femmes	Competitors Competiteurs	Countries Pays	Men Hommes	Competitors Competiteurs	Countries Pays
Air Rifle/carabine a air comprime	33	20	Rapid Fire/pistolet de tir rapide	55	31
Standard Rifle/carabine standard de petit calibre	27	17	Free Pistol/pistolet libre	56	38
Sport Pistol/pistolet de tir sportif	30	21	Running Game/cible courante	23	15
			Small Bore Rifle, 3/ carabine de petit calibre, 3	51	29
			Small Bore Rifle, English/ carabine de petit calibre, couchee	71	48
			Air Rifle/carabine a air comprime	52	35
			Olympic Trap/fosse Olympique	70	42
			Skeet/skeet	69	42

Legend/Legende

 new Olympic record/nouveau record olympique
 equal Olympic record/record olympique egalé
 equal world record/record mondial egalé
 * tie broken by the results of the most recent round/
 victoire sur match nul grâce aux résultats de la dernière série

AB abandon/abandon
 NP did not participate/n'a pa participé
 PT penalized three targets/trois cibles de penalisation

Olympic Shooting Range.
 Prado Recreational Area,
 Chino (5,000)





Shooting

Tir

Women/Sport Pistol July29		Femmes/pistolet de tir sportif 29 Juil						
RANK	CTRY NAME	1	2	3	4	5	6	TOTAL
1	CAN Thorn, Linda	95	96	97	98	100	99	585
	SHOOT OFF/BARRAGE	49	50	49				
2	USA Fox, Ruby	99	97	96	98	97	98	585
	SHOOT OFF/BARRAGE	49	50	48				
3	AUS Dench, Patricia	93	94	98	98	100	100	583
	SHOOT OFF/BARRAGE	49	49	48				
4	CHN Liu, Haiying	96	99	98	94	96	100	583
	SHOOT OFF/BARRAGE	48	50	47				
5	SWE Fries, Kristina	98	98	95	95	97	98	581
6	CHN Wen, Zhifang	93	96	94	98	98	99	578
7	BRA Srour, Debora	95	96	96	99	98	94	578
8	RON Macovei, Maria	98	94	93	96	97	99	577
9	FRA Manchon, Evelyne	97	94	96	94	99	97	577
10	KOR Moon, Yang-Ja	97	91	95	97	98	98	576
11	SWE Kajd, Cris	96	94	97	95	98	96	576
12	GBR Bartlett, Carol	98	96	95	95	98	93	575
13	USA Dyer, Kimberly	97	95	95	94	97	96	574
14	KOR Kim, Hae-Young	95	95	95	93	97	98	573
15	POR Chitas, Maria	92	97	94	96	97	96	572
	RON Macovei, Elena	94	94	96	95	96	97	572
	INA Sampumo, Lely	93	94	94	97	99	95	572
18	ITA Zugna, Loredana	91	96	98	98	93	95	571
19	THA Jotikasthira, Angsuman	96	93	95	94	96	95	569
20	FRG Weissenberg, Waltraud	96	93	90	97	95	94	568
21	GRE Kasoumi, Agathi	92	94	93	99	95	92	565
	COL Balazar, Elvira	94	94	97	94	88	98	565
23	SUI Bellarelli, Brida	94	90	94	98	99	89	564
	JPN Hirakawa, Keiko	95	89	94	94	95	97	564
	SUI Manser, Theres	94	92	97	96	91	94	564
	JPN Sugimoto, Atsuko	91	93	93	95	96	96	564
27	GBR Bennett, Adrienne	93	94	93	95	94	94	563
28	INA Adrian, Selviana	89	89	95	98	92	96	559
29	MEX Patron, Monica	94	95	92	89	95	92	557
30	ESP Pena, Maria Luiss	86	84	91	99	91	94	545

Women/Air Rifle July31		Femmes/carabine a air comprime 31 Juil				
RANK	CTRY NM	1	2	3	4	TOTAL
1	USA Spurgin, Pat	97	99	99	98	393
2	ITA Guffler, Edith	97	98	98	98	391
3	CHN Wu, Xiaoxuan	96	99	97	97	389
4	CAN Bowes, Sharon	98	100	91	99	388
5	FRA Courault, Yvette	94	98	97	97	386
6	FRG Bailer, Gisela	97	95	96	97	385
7	NOR Landsem, Sin	93	96	97	98	384
8	FIN Ylonen, Sirpa	94	92	98	99	383
9	CHN Liu, Renqing	95	97	96	95	383
10	JPN Kosai, Noriko	97	97	95	94	383
11	FRA Dechame, Françoise	96	95	96	94	381
	SWE Gustafsson, Christina	94	96	95	96	381
	NOR Jeppesen, Anne Grethe	95	99	93	94	381
	KOR Park, Jeong-Ah	92	97	95	97	381
	AUT Sinnhuber, Gudrun	94	95	94	98	381
	FRG Sperber, Silvia	92	97	96	96	381
17	YUG Atanaskovski, Valentina	94	95	95	96	380
18	AUT Bauer, Karin	95	93	96	95	379
	USA Schweitzer, Mary	92	97	99	91	379
20	GBR Daw, Irene	94	96	91	97	378
21	KOR Lee, Jeong-Hwa	95	93	93	96	377
22	IND Dutta, Soma	91	92	96	97	376
23	SWE Gustafsson, Margareta	91	97	96	91	375
	BEL Hosdey, Marie-Louise	94	97	93	91	375
25	GBR Cooper, Sarah	91	94	95	94	374
26	COL Hoyos, Alejandra	95	93	91	94	373
	AUS Muehlberg, Sylvia	90	94	94	95	373
28	CAN Terry, Jackie	94	92	93	93	372
29	YUG Jovovic, Mirjana	90	92	95	94	371
30	COL Lopez, Gloria	93	93	94	90	370
31	THA Bhudvanbhen, Siriwan	90	90	93	96	369
32	CRC Jagush, Elizabeth	89	91	94	91	365
33	THA Kittakom, Kanokwan	88	89	93	90	360

Women/Small-Bore Standard Rifle Three Positions Aug. 02		Femmes/carabine standard de petit calibre, trois positions 02 Aout				
RANK	CTRY NAME	1	2	TOT	GRAND	
RANG	POSITION				TOTAL	
1	CHN Wu, Xiaoxuan	PRONE/COUCHE	99	98	197	
		STANDING/DEBOUT	95	92	187	
		KNEELING/GENOUX	98	99	197	581
2	FRG Holmer, Ulrike		98	99	197	
			96	95	191	
			96	94	190	578 **
3	USA Jewell, Wanda		98	96	194	
			94	95	189	
			96	99	195	578
4	USA Parmentier, Gloria		99	100	199	
			91	96	187	
			96	94	190	576
5	NCR Jeppesen, Anne Grethe		98	98	196	
			94	96	190	
			95	93	188	574
6	CHN Jin, Dongxiang		98	95	193	
			90	93	183	
			96	99	195	571
7	YUG Vrbek, Biserka		99	97	196	
			88	93	181	
			97	95	192	569

RANK	CTRY NAME	POSITION	1	2	TOT	GRAND
RANG						TOTAL
8	YUG Jovovic, Mirjana		99	97	196	
			91	91	182	
			96	95	191	569
9	SWE Gustafsson, Christina		97	97	194	
			94	90	184	
			98	93	191	569
10	GBR Cooper, Sarah		98	98	196	
			89	91	180	
			95	97	192	568
11	JPN Kosai, Noriko		97	96	193	
			94	92	186	
			95	94	189	568
12	FRG Lang, Sigrid		95	99	194	
			92	88	180	
			98	95	193	567
	FIN Ylonen, Sirpa		97	95	192	
			90	95	185	
			96	94	190	567
14	SWE Gustafsson, Margareta		00	100	200	
			87	89	176	
			93	96	189	565
15	AUT Bauer, Karin		97	94	191	
			88	94	182	
			94	97	191	564
16	FRA Esnault, Dominique		99	98	197	
			92	91	183	
			91	92	183	563
17	IND Dutta, Soma		98	95	193	
			92	92	184	
			93	92	185	562
	NOR Landsem, Sin		99	96	195	
			91	93	184	
			92	91	183	562
19	CAN Bowes, Sharon		97	98	195	
			91	90	181	
			92	91	183	559
20	THA Jinda, Thiranun		97	95	192	
			92	84	176	
			96	94	190	558
	KOR Kim, Young-Mi		99	99	198	
			89	88	177	
			91	92	183	558
22	CAN Schulze, Christina		98	98	196	
			80	88	168	
			95	95	190	554
23	FRA Courault, Yvette		96	97	193	
			84	92	176	
			91	93	184	553
24	KOR Ko, Young-Hee		00	98	198	
			88	82	170	
			91	93	184	552
25	GBR Daw, Irene		99	96	195	
			87	89	176	
			84	96	180	551
26	AUS Muehlberg, Sylvia		00	99	199	
			85	88	173	
			85	92	177	549
27	PER Beminario, Gladys		97	96	193	
			80	87	167	
			88	92	180	540

**Holmer awarded silver medal due to greater number of tens.

Men/Rapid Fire Pistol Aug. 02		Hommes/pistolet de tir rapide 02 Aout								
RANK	CTRY NAME	SEC	1ST	DAY/1ER	JOUR	2ND	DAY/2EME	JOUR	GRAND	
RANG		1	2	1+2	TOT	1	2	1+2	TOT	
1	JPN Kamachi, Takeo	8	50	50	100	50	50	100		
		6	49	50	99	50	50	100		
		4	49	49	98	297	48	50	98	298
2	ROM Ion, Corneliu	8	49	50	99	50	49	99		
		6	50	50	100	48	49	97		
		4	50	50	100	299	48	50	98	294
3	FIN Bies, Rauno	8	50	49	99	50	50	100		
		6	50	50	100	48	49	97		
		4	50	49	99	298	47	49	96	293
	SHOOTOFF/BARRAGES					48	50	48		
4	BRA Nobre, Delival	8	50	50	100	50	50	100		
		6	50	49	99	49	50	99		
		4	49	48	97	296	48	48	96	295
	SHOOTOFF/BARRAGES					46	47	48		
5	KOR Yang, Choong-Yull	8	50	50	100	49	50	99		
		6	50	49	99	50	50	100		
		4	48	46	94	293	48	50	98	297
6	FRG Radke, Alfred	8	50	50	100	48	48	96		
		6	49	48	97	50	50	100		
		4	50	49	99	296	48	50	98	294
7	KOR Park, Jong-Gil	8	50	50	100	50	48	98		
		6	49	50	99	47	50	97		
		4	50	49	99	298	50	47	97	292
8										



RANK	CTRY	NAME	SEC 1ST DAY/1ER				2ND DAY/2EME				GRAND
			1	2	1+2	TOT	1	2	1+2	TOT	
11	AUT	Petrtsch, Gerhard	8	50	49	99	50	49	99		
			6	50	50	100	49	49	98		
			4	49	46	95	294	48	50	98	295
	ITA	Vannozi, Roberto	8	50	49	99	50	49	99		
			6	49	50	99	50	48	98		
			4	49	49	98	296	48	48	96	293
13	ITA	Andreotti, Aldo	8	50	50	100	49	50	99		
			6	48	50	98	50	50	100		
			4	48	45	93	291	48	50	98	297
	CHN	Du,Xuean	8	49	49	98	50	48	98		
			6	49	49	98	50	49	99		
			4	47	49	96	292	49	50	99	296
	CAN	Howkins, Mark	8	49	50	99	49	49	98		
			6	49	50	99	49	49	98		
			4	49	49	98	296	48	48	96	292
	CHN	Li, Zhongqi	8	50	50	100	50	50	100		
			6	49	49	98	49	50	99		
			4	46	48	94	292	47	50	97	296
	THA	Ruengpanyawoodhi, Opas	8	50	50	100	50	49	99		
			6	49	48	97	50	50	100		
			4	49	46	95	292	49	48	97	296
	ROU	Stan, Mann	8	50	49	99	49	48	97		
			6	50	49	99	47	50	97		
			4	50	48	98	296	49	49	98	292
19	PER	Garcia-Miro, Pedro	8	50	49	99	49	50	99		
			6	48	48	96	50	59	99		
			4	49	49	98	293	47	49	96	294
20	USA	Johnson, Allyn	8	47	49	96	50	50	100		
			6	50	50	100	48	50	98		
			4	46	49	95	291	49	48	97	295
	POR	Neto, Francisco	8	49	49	98	49	49	98		
			6	50	50	100	49	49	98		
			4	47	49	96	294	47	49	96	292
22	EGY	Kaid, Refaat	8	49	50	99	49	50	99		
			6	49	49	98	48	50	98		
			4	49	48	97	294	45	49	94	291
23	JPN	Akatsuka, Hiroyuki	8	49	50	99	50	50	100		
			6	49	49	98	48	49	97		
			4	45	48	93	290	48	48	96	293
	GBR	Cooke, John	8	49	49	98	50	50	100		
			6	49	48	97	48	49	97		
			4	49	45	94	289	49	48	97	294
	GBR	Harvey, Graham	8	48	48	96	48	48	96		
			6	49	50	99	50	49	99		
			4	48	48	96	291	49	48	97	292
26	USA	Mc Nally, John	8	50	50	100	48	50	98		
			6	49	40	89	49	50	99		
			4	48	49	97	286	49	49	98	295
	MEX	Sanchez, Mario	8	49	49	98	50	50	100		
			6	50	48	98	50	49	99		
			4	46	46	92	288	47	47	94	293
28	ARG	Felizia, Daniel C.	8	49	49	98	50	50	100		
			6	49	49	98	47	48	95		
			4	47	49	96	292	47	46	93	288
29	CDL	Gonzalez, Alfredo	8	47	48	95	50	49	99		
			6	47	50	97	50	49	99		
			4	45	47	92	284	50	47	97	295
	ESP	Jimenez, Eduardo	8	48	48	96	48	48	96		
			6	49	49	98	48	49	97		
			4	47	49	96	290	48	48	96	289
	SMR	Paolini, Eliseo G.	8	49	50	99	46	49	95		
			6	49	49	98	48	47	95		
			4	45	50	95	292	48	49	97	287
32	ARG	Fossati, Leopoldo R.	8	50	49	99	50	50	100		
			6	39	50	89	49	50	99		
			4	47	50	97	285	46	48	94	293
	INO	Vij, Rajinderkumar	8	48	50	98	48	50	98		
			6	46	48	94	49	48	97		
			4	48	48	96	288	49	46	95	290
34	INO	Lal, Mohinder	8	50	50	100	50	49	99		
			6	47	50	97	48	47	95		
			4	47	47	94	291	45	47	92	286
	SMR	Morri, Bruno	8	48	50	98	50	48	98		
			6	46	49	95	48	48	96		
			4	49	49	98	291	44	48	92	286
	SWE	Skanaker, Ragnar	8	50	48	98	50	50	100		
			6	49	47	96	49	47	96		
			4	46	47	93	287	49	45	94	290

RANK	CTRY	NAME	SEC 1ST DAY/1ER				2ND DAY/2EME				GRAND
			1	2	1+2	TOT	1	2	1+2	TOT	
37	SWE	Gunnarsson, Ove	8	50	50	100	49	49	98		
			6	49	50	99	50	49	99		
			4	48	48	96	295	47	37	84	281
	HKG	Lee, Kui-Nang	8	48	49	97	49	48	97		
			6	49	49	98	48	49	97		
			4	49	47	96	291	45	46	91	285
	CAN	Sobrian, Jules	8	50	50	100	49	49	98		
			6	48	49	97	48	48	96		
			4	46	46	92	289	44	49	93	287
40	THA	Piromratna, Peera	8	50	47	97	48	49	97		
			6	47	48	95	48	45	93		
			4	47	48	95	287	48	50	98	288
41	EGY	Elgaindi, Emad	8	50	49	99	48	50	98		
			6	48	46	94	44	48	92		
			4	46	48	94	287	46	50	96	286
42	QAT	Al-Karbi, Said	8	49	47	96	49	50	99		
			6	49	48	97	47	46	93		
			4	48	46	94	287	44	48	92	284
	POR	Pena, Jose	8	50	49	99	50	49	99		
			6	49	49	98	47	48	95		
			4	46	44	90	287	46	44	90	284
44	WA	Al Khatry, Said	8	49	48	97	50	49	99		
			6	46	48	94	50	48	98		
			4	42	46	88	279	45	45	90	287
45	OMA	Al Hussini, Abdullah	8	48	49	97	48	49	97		
			6	46	47	93	48	43	91		
			4	45	46	91	281	46	46	92	280
46	SAU	Alanaz, Saafag	8	49	49	98	49	48	97		
			6	45	45	90	47	49	96		
			4	43	43	86	274	48	45	93	286
	HKG	Ho, Chung-Kin	8	50	48	98	48	49	97		
			6	37	46	83	49	49	98		
			4	46	49	95	276	43	46	89	284
	PAR	Wilka, William	8	46	49	95	48	49	97		
			6	47	46	93	48	47	95		
			4	47	44	91	279	46	43	89	281
49	OAT	Fayroze, Eid	8	45	48	93	49	50	99		
			6	47	47	94	46	48	94		
			4	45	45	90	277	42	45	87	280
50	SAU	Alosaimy, Zayed	8	47	49	96	50	47	97		
			6	43	46	89	48	48	96		
			4	37	46	83	268	37	47	84	277
51	BRN	Abdul Rahman, Mohd Ghuloo	8	45	47	92	44	47	91		
			6	45	44	89	46	43	89		
			4	44	47	91	272	41	42	83	263
52	SEN	Bow, Amadou	8	46	46	92	46	49	95		
			6	47	44	91	46	44	90		
			4	42	37	79	262	46	35	81	266
53	ECU	Dunn, Ronald	8	48	48	96	47	45	92		
			6	36	48	84	45	44	89		

RANK	CTRY	NAME	1	2	3	4	5	6	TOTAL
27	ESP	Fernandez, Angel Corsino	89	90	91	92	91	90	543
	GBR	Spencer, Arthur	85	91	93	94	92	88	543
29	SWE	Gunnarsson, Ove	91	92	88	92	85	92	540
	JPN	Tashiro, Shigetoshi	88	89	88	92	92	91	540
31	KEN	Adam, Shuaib	89	90	89	91	89	91	539
	IND	Kharab, Baljit Singh	87	93	90	86	92	91	539
	KOR	Park, Seaug-Rin	85	84	88	93	95	94	539
	THA	Thongsak, Somchai	92	93	90	87	92	85	539
35	MAL	Abd-Ahad, Sabiamad	92	92	89	88	92	84	537
36	ISR	Aramist, Gary	91	92	85	93	87	88	536
	HKG	U, King-Hung	89	92	89	91	90	85	536
38	COL	Ortiz, Luis	86	87	91	89	91	91	535
39	POR	Pena, Jose	90	87	87	87	95	87	533
40	SUI	Binder, Herbert	86	89	93	90	88	86	532
	VEN	Espinoza, Edgar	88	90	83	92	91	88	532
	PER	Garcia-Miro, Pedro	87	88	85	91	93	88	532
43	ECU	Margraff, Paul	85	90	88	89	89	90	531
44	ISV	Henderson, William	86	89	88	91	89	85	528
45	NOR	Lofstad, Rolf	87	83	88	85	90	90	523
46	GBR	Robinson, Geoffrey	91	85	90	89	83	83	521
47	OMA	Al Rahbi, Juma	81	83	93	87	86	90	520
48	SAU	Almutairy, Manhi	77	84	89	88	90	85	513
	MON	Gasparotti, Jean-Pierre	76	87	88	90	87	85	513
50	NON	Nigioni, Joel	83	79	88	87	84	84	505
51	SMR	Bollini, Germano	84	84	83	78	84	87	500
	SMR	Giardi, Gian Franco	73	89	88	81	87	82	500
53	SEN	Baal, Thiemo Cire	83	84	80	80	81	91	499
54	THA	Lepananon, Nirundon	49	89	87	88	89	92	494
55	ISV	Scott, Roland	68	74	82	86	80	69	459
56	OMA	Al Ghafiri, Ali	79	64	71	79	77	75	445

Men/Running GameTarget July31 Hommes/cible courante 31 Juil

RANK	CTRY	NAME	SLOW LENT	FAST RAPIDE	TOTAL
1	CHN	Li, Yuwei	298	289	587
2	COL	Bellingrodt, Helmut	293	291	584
3	CHN	Huang, Shiping	289	292	581
4	FRG	Schroder, Uwe	297	284	581
5	CAN	Lee, David	293	287	580
6	NOR	Skoglund, Kenneth	292	284	576
7	FIN	Lievonen, Jorma	293	283	576
8	ITA	Cini, Ezio	294	282	576
9	USA	Stewart, Randy	291	284	575
10	FRA	Tricoire, Jean Luc	287	288	575
11	COL	Bellingrodt, Horst	291	283	574
12	SWE	Johansson, Erland	289	284	573
13	USA	Bensley, Todd	290	282	572
14	ITA	Mezzani, Giovanni	281	289	570
15	GBR	Chapman, David	288	281	569
16	GUA	Silva-Monterroso, Carlos-	286	279	565
17	AUS	Wilson, Bryan	293	271	564
18	GUA	Iglesias-Vargas, Arturo	290	273	563
19	NZL	Clarke, Anthony	288	270	558
20	CAN	Bedlington, Mark	281	273	554
21	FRA	Abibssira, David	286	266	552
22	GBR	Meggison, Michael	268	258	526
23	THA	Yanotai, Rangsit			

Shown above to the right are the number of 10's, 9's, etc. for those athletes who are tied/Le nombre de 10's, 9's, etc... apparait à l'extreme droite pourles athletes quisont egaux

Men/Small-Bore Rifle, Three Positions Aug. 01 Hommes/carebinede petit calibre, trois positions 01 Aout

RANK	CTRY	NAME	POSITION	1	2	3	4	TOT	GRAND TOTAL
1	GBR	Cooper, Malcolm	PRONE/COUCHE	100	99	100	98	397	
			STANDING/DEBOUT	96	93	94	98	381	
			KNEELING/GENOUX	99	99	99	98	395	1173 = 999 = 999
2	SUI	Nipkow Daniel		100	98	99	99	396	
				94	95	95	97	381	
				98	94	97	97	386	1163
3	GBR	Allan, Alistar		97	98	98	99	392	
				96	93	94	95	378	
				98	99	96	99	392	1162
4	FRG	Hillenbrand, Kurt		99	99	99	99	396	
				92	92	93	92	369	
				100	96	96	97	389	1154
5	MN	Lija, Bo Arne Gerh.		100	99	96	99	394	
				92	92	96	95	375	
				96	92	99	97	384	1153
6	USA	Dubis, Glenn		98	99	100	99	396	
				94	94	91	89	368	
				95	96	99	97	387	1151
7	FRA	Amat, Jean Pierre		98	99	96	100	393	
				95	93	94	93	375	
				96	95	95	96	382	1150
8	FRG	Heinz, Peter		99	99	99	97	394	
				92	96	93	94	375	
				96	95	95	95	381	1150
9	CAN	Cheyne, Bob		99	99	100	98	396	
				91	89	97	94	371	
				96	96	93	97	382	1149

RANK	CTRY	NAME	POSITION	1	2	3	4	TOT	GRAND TOTAL
10	FRA	Bury, Michel		100	100	100	99	399	
				94	92	96	91	373	
				93	93	95	94	375	1147
11	NOR	Duus, John		99	99	98	100	396	
				94	86	89	96	365	
				96	96	97	96	385	1146
	ESP	Gonzalez, Jorge		100	98	98	97	393	
				96	92	98	91	377	
				94	93	95	94	376	1146
	SWE	Jansson, Roger		97	96	98	98	389	
				89	94	95	95	373	
				95	98	95	96	384	1146
14	NOR	Stenvaag, Harald		100	100	100	100	400	
				90	91	92	95	368	
				94	96	95	92	377	1145
15	USA	Etsel, Edward		100	100	100	100	400	
				90	90	87	92	359	
				97	96	94	96	383	1142
	FIN	Roppanen, Mauri		99	99	97	99	394	
				93	89	92	89	363	
				97	98	97	93	385	1142
17	SWE	Heller, Christian		95	95	98	100	388	
				91	90	95	94	370	
				98	97	92	96	383	1141
	YUG	Maksimovic, Goran		97	97	100	100	394	
				93	83	93	92	361	
				96	96	97	97	386	1141
	AUS	Smith, Alan		99	98	100	100	397	
				87	87	92	93	359	
				95	97	97	96	385	1141
20	YUG	Debevec, Rajmond		97	99	97	97	390	
				94	96	95	83	368	
				92	95	98	97	382	1140
	ROM	Stan, Constantin		99	97	98	99	393	
				93	94	87	90	364	
				95	95	99	94	383	1140
				99	97	98	96	390	
22	AUT	Heinrich, Lothar		94	90	92	92	368	
				93	97	94	97	381	1139
	CHN	Xu, Xiaoguang		99	98	98	100	395	
				88	87	89	89	353	
				96	100	97	98	391	1139
24	CAN	Senecal, Jean-Francois		96	98	98	98	390	
				91	97	91	92	371	
				90	95	96	96	377	1138
25	JPN	Koba, Ryohei		96	97	99	98	390	
				95	86	94	93	368	
				98	94	94	93	379	1137
26	AUT	Krimbacher, Gerhard		94	97	98	97	386	
				94	92	90	93	369	
				93	93	97	97	380	1135
	FIN	Mattila, Mikko		98	100	99	99	396	
				86	91	91	94	362	
				95	95	95	92	377	1135
	GRE	Psylakis, Ignatios		97	97	98	98	390	
				95	94	90	95	374	
				92	92	95	92	371	1135
29	SUI	Sarbach, Ueli		98	98	100	99	395	
				90	92	86	93	361	
				96	93	93	94	374	1132
30	MEX	Alvarez, Jose		98	98	99	100	395	
				92	86	88	87	353	
				98	96	94	92	380	1128
	ESP	Pigrau, Jose Maria		97	99	97	96	389	
				88	93	92	90	363	
				92	91	95	98	376	1128
32	CHN	Lin, Jicheng		97	99	100	97	393	
				88	91	91	89	359	
				97	93	95	90	375	1127
	KOR	Yoon, Deok-Ha		98	99	99	100	396	
				93	89	89	88	359	
				93	94	92	93	372	1127
34	ARG	Rusticucci, Ricardo A.		99	100	98	97	394	
				94	90	86	87	357	
				91	96	92	96	375	1126
35	JPN	Matsuo, Kaoru		98	96	94	97	385	
				96	90	92	92	360	
				97	95	94	94	380	1125
36	JOR	Jbour, Mohamed		98	98	100	96	392	
				90	89	91	87	357	
				88	97	95	93	373	1122
37	HOL	Achilles, Jacob		96	97	97	99	389	
				87	90	89	92	358	
				93	92	96	92	373	1120
38	MEX	Garces, Victor		97	99	98	98	392	
				89	93	91	86	359	
				92	90	92	94	368	1119
39	KOR	Lee, Eun-Chul		98	95	94	94	381	
				90	90	92	92	364	
				93	95	90	94	372	1117
	ISR	Yonassi, Itzhak		96	99	94	98	387	
				92	90	90	85	357	
				90	95	93	95	373	1117
41	GRE	Iliadis, Pelopidas		97	96	98	98	389	
				91					



RANK	CTRY	NAME	1	2	3	4	TOT	GRAND
RANG		POSITION					TOTAL	TOTAL
46	ISR	Davidovitz, Yair	98	98	97	95	388	
			86	90	83	86	345	1099
47	JOR	Abdul Ruhman, Hussam	93	92	91	90	366	
			84	82	89	84	339	1095
48	OMA	Al Bulushi, Abdullatif	87	98	91	99	375	
			96	96	95	97	384	1084
			86	94	89	86	355	1084
49	SMR	Raschi, Pasquale	98	97	95	95	385	
			78	85	86	86	335	1074
50	OMA	Al Bulushi, Allahdad	85	90	91	88	354	
			96	99	96	96	387	1050
			76	85	83	78	322	1050
51	SMR	Pelliccioni, Alfredo	88	80	89	84	341	
			96	96	99	95	386	1041
			70	87	69	69	295	1041
			92	95	90	83	360	1041

Men/Small-Bore Rifle, English Match
July 30

Hombres/carabine de calibre, position couchee
30Juil

RANK	CTRY	NAME	1	2	3	4	5	6	TOTAL
RANG									
1	USA	Etzel, Edward	100	99	100	100	100	100	599
2	FRA	Bury, Michel	99	100	99	100	98	100	596
3	GBR	Sullivan, Michael	100	99	98	100	99	100	596
4	GBR	Allan, Alister	99	99	98	100	99	99	595
5	SMR	Nanni, Francesco	99	99	98	99	99	100	594
6	SWE	Strand, Hans	100	100	99	98	98	99	594
7	NOR	Duus, John	100	99	98	100	99	98	594
8	FRG	Lind, Ulrich	97	100	97	99	100	100	593
9	MEX	Garces, Victor	98	99	100	97	99	100	593
10	ITA	Gnagnarelli, Elio	100	98	99	98	99	99	593
11	FRA	Amat, Jean Pierre	98	99	100	98	98	98	593
12	SUI	Barbach, Ueli	100	100	100	96	100	97	593
13	USA	Durbin, Donald	98	97	99	99	99	100	592
	NZL	Pettersen, Stephen	99	97	100	100	98	98	592
	FIN	Roppanen, Mauri	99	99	98	100	98	99	592
	KOR	Yoon,Deok-Ha	100	99	98	97	99	99	592
17	LUX	Jacoby, Roland	99	96	98	98	100	100	591
	DEN	Lija, Bo Ame Gerh.	99	99	98	99	98	98	591
	JPN	Nakajo, Hiroyuki	98	100	97	98	99	99	591
	AUS	Smith, Alan	99	98	98	100	96	100	591
	ROM	Stan, Constantin	98	97	98	100	98	100	591
	NOR	Stenvaag, Harald	100	97	98	98	98	100	591
23	ISR	Davidovitz, Yair	100	98	99	99	99	95	590
	GRE	Psylakis, Ignatios	98	99	99	99	96	99	590
25	PUR	Hawayeck, Manuel	98	99	96	100	99	97	589
	AUT	Heinrich, Lothar	99	98	97	96	99	100	589
	BEL	Hoef, Gilbert	100	98	99	99	96	97	589
	FRG	Seibold, Werner	97	98	100	96	99	99	589
	CAN	Vamplew, Pat	99	97	97	97	99	100	589
30	HOL	Achilles, Jacob	99	96	99	99	96	99	588
	ESP	Del Cerro, Luis	98	98	98	99	98	97	588
	ESP	Gonzalez, Jorge	97	96	99	100	98	98	588
	SWE	Jansson, Roger	100	95	98	97	99	99	588
	CHN	Jiang, Rong	97	97	99	96	100	99	588
	FIN	Mattila, Mikko	98	96	98	99	99	98	588
	PHI	Medina, Jose	99	99	96	100	96	98	588
	ARG	Rusticucci, Ricardo A.	100	98	97	99	97	97	588
	THA	Thinthong, Udomsak	99	97	98	96	98	100	588
	CHN	Xu, Xiaoguang	95	98	100	98	99	98	588
	CAN	Zedwane, Robert	100	97	98	98	98	97	588
41	MEX	Alvarez, Jose	99	94	99	100	97	98	587
42	YUG	Maksimovic, Goran	95	98	98	97	100	98	586
43	JPN	Chosa, Norito	98	98	98	96	97	98	585
44	KOR	Koak, Jeong-Hoon	95	99	99	98	95	98	584
45	BRA	Guimaraes, Durval	97	98	98	99	96	95	583
	PER	Moreno, Justo	98	99	97	98	93	98	583
	SUI	Mueller, Anton	97	98	99	97	97	95	583
	IND	Samai, Bhagirath	97	95	96	100	97	98	583
49	OMA	Al Bulushi, Allahdad	95	97	96	98	97	99	582
	PAT	Mohd, Bulaiman	99	96	96	96	97	98	582
	ISR	Yonassi, Itzhak	97	97	98	98	95	97	582
52	JOR	Alawasa, Ali Hamed	95	96	97	98	96	99	581
	SAU	Alotaibi, Talak	97	98	97	97	97	95	581
	BRA	Capucci, Waldemar	94	98	97	95	99	98	581
55	SAU	Alusaimy, Abdallah	96	96	97	96	95	98	578
	ECU	Romero, Hugo	97	96	95	96	96	98	578
	HKG	Rull Jr., Peter A.	98	94	93	99	97	97	578
	LIE	Schurte, Theobald	95	95	96	98	96	98	578
	EGY	Soudi, Attif	96	96	97	94	97	98	578
	THA	Thaisinp, Tanin	98	94	94	97	96	99	578
61	JOR	Alshushe, Mohamed	93	98	98	95	98	95	577
62	SMR	Taddei, Pier Paolo	92	95	95	100	98	96	576
63	EGY	Firky, Mohamed	98	95	92	95	96	99	575
64	NGU	Chan, Joseph	97	97	94	96	93	96	573
65	QAT	Al-Shammari, Jadaan	93	95	98	96	94	96	572
	LIE	Sele, Raimund	96	97	92	98	93	96	572
67	OMA	Al Jamudi, Zaher	96	94	92	96	93	98	569
	ZIM	Hardman, Dennis	94	95	93	94	95	98	569
69	MON	Boisson, Pierre	95	97	93	96	94	98	563
70	BRN	Ali, Abdulla	97	89	94	95	95	91	561
71	BRN	Al Khalifa, Ali	87	94	88	95	92	88	544

Men/Air Rifle
Aug.03

Hombres/carabine a air comprime
03Aout

RANK	CTRY	NAME	1	2	3	4	5	6	TOTAL
RANG									
1	FRA	Heberle, Philippe	98	97	99	99	99	97	589
2	AUT	Kronthaler, Andreas D.I.	100	98	97	97	97	98	587
3	GBR	Dagger, Barry	98	100	99	98	96	96	587
4	FRA	Berthelot, Nicolas	98	97	97	96	97	100	585
5	FRG	Heinz, Peter	96	96	96	100	97	98	583
6	USA	Rost, John	97	96	97	98	98	97	583
7	NOR	Stenvaag, Harald	96	98	98	93	99	98	582
8	ISR	Yonassi, Itzhak	96	95	97	98	98	98	582
9	GRE	Psylakis, Ignatios	96	99	96	94	96	100	581
10	FRG	Sub, Bernhard	94	99	97	96	98	97	581
11	CAN	Lorion, Guy	97	98	98	96	97	95	581
12	BEL	Arens, Frank	97	97	97	98	98	93	580
	YUG	Debevec, Rajmond	97	97	96	97	94	99	580
	SWE	Sjogren, Ove	96	99	97	96	98	94	580
15	GBR	Cooper, Malcolm	99	98	97	98	94	93	579
	USA	Dubis, Glenn	99	96	95	97	97	95	579
	YUG	Dzeko, Sacir	99	94	95	98	96	97	579
16	JPN	Koba, Ryohei	94	99	98	97	96	94	578
	FIN	Roppanen, Mauri	94	97	97	96	97	97	578
20	DEN	Pedersen, Niels Peder	95	96	97	97	95	97	577
	ARG	Rusticucci, Ricardo A.	93	95	97	98	97	97	577
	ROM	Stan, Constantin	97	96	94	95	99	96	577
23	CAN	Cheyne, Bob	100	95	94	95	95	97	576
	SUI	Minder, Hansueli	96	98	96	97	95	94	576
25	NOR	Lokken, Per Erik	96	94	95	99	95	96	575
26	SWE	Heller, Christian	96	96	93	97	97	95	574
	ESP	Pigrau, Jose Maria	96	97	97	94	96	94	574
28	AUT	Krimbacher, Gerhard	95	99	96	99	97	97	573
	KOR	Park, Dae-Woon	95	94	94	97	95	98	573
30	ESP	Gonzalez, Jorge	92	92	97	98	94	99	572
	CHN	Xu, Xiaoguang	97	93	96	94	97	95	572
32	GRE	Iliadis, Pelopidas	95	96	96	95	93	96	571
33	SUI	Dufaux, Pierre-Alain	95	95	94	96	95	95	570
	HOL	Memelink, Herbert	94	98	94	96	94	94	570
35	PER	Moreno, Justo	93	95	94	94	94	97	567
36	MEX	Alvarez, Jose	97	92	91	92	95	98	565
	CHN	Hua, Jiansheng	90	93	100	94	94	94	565
38	KOR	Yoon, Deok-Ha	91	97	94	92	94	95	563
39	IND	Bamai, Bhagirath	93	95	93	94	95	92	562
	EGY	Shemais, Kamaeldin	96	89	96	95	90	96	562
41	ECU	Romero, Hugo	92	93	92	93	97	94	561
42	COL	Carrasquilla, German	92	94	96	94	95	89	560
43	OMA	Al Bulushi, Abdullatif	88	94	95	94	97	90	558
	THA	Leeprasansakul, Manop	91	96	94	89	96	92	558
45	BRA	Pimenta, Paulo	94	94	91	90	93	95	

RANK	CTRY	NAME	1	2	3	4	5	6	7	8	TOTAL
45	EGY	Elsayed, Mohsen	20	22	17	24	23	23	22	23	174
	THA	Phachonyut, Damrong	23	24	23	21	20	21	20	22	174
47	CYP	Lordos, Anastasios	23	24	21	22	21	19	22	21	173
48	CHI	Abatte, Raul	22	22	21	21	21	22	22	21	172
	SMR	Gasperoni, Elio	22	23	19	21	25	20	23	19	172
	MLT	Gauci, Michael	21	23	19	22	22	21	23	21	172
51	MLT	Chetcuti, Francis	22	23	18	22	22	20	22	21	170
	LIB	Gemayel, Cheikh Jean	23	22	18	21	21	21	20	24	170
53	IRL	Magowan, Roy	17	22	21	19	20	23	23	24	169
54	KEN	Can-Hartley, Michael	22	22	20	23	21	20	20	20	168
	PUR	Rebelo, Joao	21	25	21	21	23	20	16	21	168
56	COL	Garcia, Gustavo	24	16	22	21	21	23	21	19	167
57	BOL	Campos, Victor Hugo	23	20	20	20	20	23	22	18	166
	COL	Morales, Alonso	16	22	21	20	20	22	24	21	166
	LIB	Nasrallah, Elia	18	21	24	20	24	18	22	19	166
60	JOR	Alhyari, Aysar	19	22	20	20	21	19	20	23	164
	BRA	Palma, Avelino	22	21	23	21	20	17	19	21	164
62	BOL	Asbun, Javier F.	21	18	18	21	21	22	17	23	161
	MON	Repaire, Jean-Mane	21	20	23	21	19	18	20	19	161
64	THA	Bherombhadi, Vudtha	15	23	15	21	20	21	20	22	157
65	JOR	Adelbi, Irfan	20	14	18	20	21	18	17	21	149
66	NGU	Clough, Trevan	16	20	18	22	16	15	20	18	145
67	PAR	Farres, Olegario	18	18	18	17	19	15	18	21	144
68	PAR	Farres, Osvaldo	20	20	14	13	18	18	15	16	134
69	ESA	Gonzalez Suvillaga, Julio	16	12	12	15	19	15	19	16	124
70	BRN	Al Khalifa, Salman	11	16	16	20	13				76
	BRN	Mubarak, Yousif									

Skeet

Aug. 04

Skeet

04 Aout

RANK	CTRY	NAME	1	2	3	4	5	6	7	8	TOTAL
1	USA	Dryke, Matthew	24	25	25	24	25	25	25	25	198
2	DEN	Rasmussen, Ole Riber	25	25	24	25	23	25	25	24	196
		SHOOT OFF/BARRAGE								25	
3	ITA	Scribani Rossi, Luca	25	25	24	23	24	25	25	25	196
		SHOOT OFF/BARRAGE								23	
4	H a	Pierik, Johannes	24	24	23	25	24	24	25	25	194
5	SWE	Berglind, Anders	25	24	24	24	23	25	25	24	194
6	FRG	Hofmann, Norbert	24	25	24	24	24	25	24	24	194
7	COL	Molina, Jorge	25	24	25	24	24	24	24	24	194
8	AUS	Hale, Ian	23	24	25	25	24	24	23	25	193
9	MEX	Ortiz, Nuria	24	21	24	25	25	25	25	24	193
10	H a	Swinkels, Henricus	24	24	23	24	25	25	24	24	193
11	GBR	Sykes, Wallace	25	25	24	23	24	24	25	23	193
	CHN	Zhu, Changfu	24	24	25	25	23	24	24	24	193
13	ESP	Avalos, Juan	23	24	24	25	25	23	24	24	192
	JPN	Itakura, Mikio	23	25	24	25	23	25	25	22	192
	CYP	Kyritsis, Petros	25	24	25	24	24	24	24	22	192
	EGY	Moustafa, Housham	23	24	25	24	23	25	23	25	192
	ARG	Roberti, Firmo E.	25	24	25	23	23	25	25	22	192
	AUT	Szapary, Nikolaus	25	25	24	24	24	24	23	23	192
19	FIN	Nystrom, Bror	23	24	25	25	22	24	25	23	191
	ESP	Perez, Francisco	24	25	24	24	23	23	24	24	191
	GUA	Romero-Arribas, Francisco	24	24	25	22	25	24	23	24	191
	FRA	Tyssier, Stephane	25	23	24	22	22	25	25	25	191
	CHN	Wu, Lanying	24	24	22	24	25	23	24	25	191
24	GBR	Bentley, Paul	24	21	24	24	25	23	24	25	190
	AUS	Crikis, Alexander	24	22	24	24	25	24	24	23	190
26	AUT	Burkert, Dr. Martin	24	24	24	23	22	23	24	25	189
	CHI	De Iruarizaga, Alfonso	23	24	23	24	25	25	24	21	189
	NZL	Woolley, John	24	24	24	24	25	21	24	23	189
29	ITA	Giardini, Celso	24	25	24	22	24	24	24	21	188
	FRA	Penot, Elie	23	25	23	24	24	24	21	24	188
	FRG	Trautwein, Wolfgang	25	22	22	24	23	22	25	25	188
	TPE	Tsai, Pai-Sheng	25	24	22	20	25	25	22	25	188
33	SWE	Ek, Christian	24	23	22	24	22	24	24	24	187
	KOR	Lim, Dong-Gi	22	25	25	21	23	25	23	23	187
	CHI	Zarzar, Carlos	24	23	24	23	25	24	22	22	187
36	KOR	Kim, Young-Jin	24	22	23	22	23	24	25	23	186
	FIN	Makela, Juha	24	25	22	24	24	25	24	18	186
38	SYR	Ragheb, Mohamedkhaldohn	23	24	24	23	25	22	22	22	185
	USA	Thompson, Michael	24	23	24	23	23	23	22	23	185
	GRE	Xanthakos, Panayotis	22	20	25	23	23	25	25	22	185
41	VEN	De Las Casas, Julio Jesus	24	23	25	21	23	22	22	24	184
	JPN	Hayashi, Eigen	22	23	23	24	25	20	23	24	184
	IRL	Thompson, Albert	22	23	24	21	21	25	24	24	184
	TPE	Yang, Ching-Sung	24	23	20	23	22	24	25	23	184
45	GRE	Alexakos, George Rodolfos	25	21	24	21	21	23	23	25	183
46	MEX	Guzman, Angel	25	25	21	22	23	21	23	22	182
47	CAN	Belli, Daniel	23	22	23	22	24	23	22	22	181
	COL	Mazo, Cados	24	23	21	23	24	23	23	20	181
	JOR	Amar, Khayri	23	24	23	25	22	19	22	22	180
50	TUR	Yunus, Omer Gunes	24	24	22	21	23	21	21	23	179
51	HKG	Chow, Tsun-Man	22	24	23	22	23	22	21	21	178
	BEL	Lombard, Eric	24	20	24	24	22	21	20	23	178
53	PER	Giha, Juan	23	21	23	24	21	21	24	20	177
	EGY	Khorsheed, Mohamed	23	20	24	19	23	23	23	22	177
55	PER	Boza, Esteban	23	22	21	23	24	21	20	22	176
56	BOL	Gamarra, Luis Fernando	21	21	23	20	23	25	21	21	175
57	LIB	Harb, Elias	21	23	17	23	25	22	22	21	174
58	THA	Chantavanich, Somchai	19	23	21	22	24	19	21	23	172
	LIB	Haoui, Gebrael	22	24	22	20	24	18	21	21	172
	GUA	Zachrisson, Mario-Oscar	22	22	24	20	21	19	22	22	172
61	PAR	Bergues, Vicente	20	24	20	19	24	22	21	18	168
62	ISV	Beme, Gerard	20	23	17	25	19	21	21	21	167
	ZIM	Warren Codrington, Bob	22	22	20	22	22	21	20	18	167
64	BOL	Kattan, Mauricio	21	19	21	23	23	20	24	15	166
	IND	Sandhu, Harisimransingh	19	23	20	22	24	19	16	23	166
66	HKG	Chuang, Anthony	19	20	18	21	20	19	16	16	149
67	PAR	Tellechea, Ricardo	20	15	17	21	20	19	19	15	146
68	THA	Burapavong, Pichit	22	20	19	22	19	21	19		142 AB
69	CYP	Tymvios, Michael	24	23	24	24					95 AB
	BEL	Bleys, August									NP

Swimming/Natation

Officials

Federational Internationale de Natation Amateur (FINA)

President/president Ante Lambasa (YUG)
 Secretary-General/secretaire-general Robert Helmick (USA)
 Technical Delegates/delegues techniques Gunnar Werner (SWE)
 Georg Zorowka (GDR)
 (Diving/plongeon)
 Alberto Amaya (CUB)
 (Water Polo/water polo)
 Javier Ostos (MEX)
 (Sync. Swimming/
 natation synchronisee)

LAOOC Administrative Staff/Personnel Administratif de LAOOC

Commissioner/commissaire Jay Flood
 Peter Daland
 Competition Director (Swimming)/
 directeur du competition (natation)
 Dawn Bean
 Competition director (Sync. Swimming)/
 directeur du competition
 (natation synchronisee)
 Competition Director (Diving)/
 Directeur du competition (plongeon)
 Richard Wilson
 Competition Director (Water Polo)/
 Directeur du competition (water polo)
 Burt Shaw
 Venue Manager (Swimming; Diving;
 Sync. Swimming)/
 manager de la venue (natation;
 plongeon; natation synchronisee)
 Venue Manager (Water Polo)/
 manager de la venue (water polo)
 Bob Gaughran
 Sports Manager/Manager du sport Eli Primrose

Participants/Participants

Women Femmes			Competitors Competiteurs	Pays	Men Hommes			Competitors Competiteurs	Countries Pays
100 M Freestyle/nage libre			45	30	100 M Freestyle/nage libre		68	43	
200 M Freestyle/nage libre			36	25	200 M Freestyle/nage libre		56	36	
400 M Freestyle/nage libre			25	17	400 M Freestyle/nage libre		36	25	
800 M Freestyle/nage libre			20	14	1500 M Freestyle/nage libre		27	19	
100 M Backstroke/dos			31	21	100 M Backstroke/dos		45	31	
200 M Backstroke/dos			27	18	200 M Backstroke/dos		34	25	
100 M Breaststroke/brasse			30	21	100 M Breaststroke/brasse		50	36	
200 M Breaststroke/brasse			23	16	200 M Breaststroke/brasse		47	34	
100 M Butterfly/papillon			35	23	100 M Butterfly/papillon		53	39	
200 M Butterfly/papillon			29	18	200 M Butterfly/papillon		35	28	
200 M Individual Medley/quatre nages			27	21	200 M Individual Medley/quatre nages		45	31	
400 M Individual Medley/quatre nages			18	13	400 M Individual Medley/quatre nages		23	19	
4x100 M Medley Relay/relais quatre nages			52	13	4x100 M Medley Relay/relais quatre nages		94	21	
4x100 M Freestyle Relay/relais nage libre			54	12	4x100 M Freestyle Relay/relais nage libre		99	23	
Springboard Diving/plongeon du tremplin			24	18	4x200 M Freestyle Relay/relais nage libre		62	14	
Platform Diving/plongeon haut-vol			11	14	Springboard Diving/plongeon du tremplin		30	19	
Synchronized Solo/synchronisee Solo			50	21	Platform Diving/plongeon haut-vol		26	18	
Synchronized Duet/synchronisee Duo			36	18	Water-Polo/water-polo		144	12	

Legend/Legende




new Olympic record/nouveau record olympique
 new world record/nouveau record mondial
 captain/capitaine

**

alternate captain/capitaine remplaçant
 disqualification/disqualification
 NP did not participate/n'a pas participé

Olympic Swim Stadium,
 University of Southern California,
 Los Angeles (16,500)





Swimming

Women/100 M Freestyle Heat 1/July 29

RANK	LANE	NAME	CTRY	50 M	100M
RANG	COUL				
1	5	Zscherpe, Iris	FRG	27.88	57.31
2	3	Kamoun, Sophie	FRA	27.76	57.49
3	4	Yanase, Kaori	JPN	28.56	58.47
4	6	Rivera, Teresa	MEX	28.89	59.61
5	2	Ghattas, Faten	TUN	30.66	1:02.00
6	7	Doig, Anna	NZL	29.88	1:02.72
7	1	Pickering, Sharon	FIJ	31.45	1:04.25

Women/100 M Freestyle Heat2/July29

RANK	LANE	NAME	CTRY	50 M	100 M
RANG	COUL				
1	4	Verstappen, Annemarie	HOL	26.53	56.11
2	3	Persi, Silvia	ITA	28.05	57.62
3	5	Kerr, Jane	CAN	28.12	58.46
4	6	Dara, Sophia	GRE	28.70	59.25
5	2	Clark, Carmel	NZL	29.04	1:00.63
6	7	Wong, Kathy	HKG	29.03	1:01.03
7	1	Morales-Masella, Blanca J	GUA	29.79	1:02.48

Women/100 M Freestyle Heat3/July29

RANK	LANE	NAME	CTRY	50 M	100 M
RANG	COUL				
1	4	Steinseifer, Carrie	USA	27.53	56.46
2	5	Schuster, Susanne	FRG	27.52	56.85
3	3	Gihvonen, Maarit	FIN	28.04	58.51
4	6	Armentero, Marie-Th.	SUI	28.05	58.73
5	7	Ding, Jilian	CHN	29.07	59.11
6	2	Ng, Fenella	HKG	29.87	1:01.82
7	1	Hafez, Nevine	EGY	30.79	1:04.06

Women/100 M Freestyle Heat 4/July 29

RANK	LANE	NAME	CTRY	50 M	100 M
RANG	COUL				
1	3	Pearson, Michele	AUS	27.41	56.75
2	4	Van Bentum, Conny	HOL	27.37	56.94
3	5	Rai, Pamela	CAN	27.75	57.41
4	6	Kohlmann, Patricia	MEX	28.50	58.76
5	7	Kim, Jin-Sook	KOR	29.57	1:00.91
6	2	Crousse, Sandra	PER	29.71	1:01.02
7	1	Hafez, Sherwite	EGY	30.45	1:02.78
8	8	Lardizajal, Maria Antmiet	HON	32.01	1:07.80

Women/100 M Freestyle Heat5/July29

RANK	LANE	NAME	CTRY	50 M	100 M
RAW	COUL				
1	4	Croft, June	GBR	27.97	57.12
2	5	Fibbens, Nicola	GBR	28.05	57.80
3	3	Kardum, Maria	SWE	28.16	58.22
4	6	Nakamori, Chikako	JPN	28.75	59.00
5	2	Cramer, Shelly	ISV	28.84	1:00.65
6	7	Heavey, Carolann	IRL	29.74	1:01.34
7	1	Jacob, Christine	PHI	29.43	1:02.43
8	8	Slowing-Aceituno, Karen	GUA	30.33	1:03.46

Women/100 M Freestyle Heat6/July29

RANK	LANE	NAME	CTRY	50 M	100 M
RANG	COUL				
1	4	Hogshead, Nancy	USA	27.05	55.85
2	5	Russel, Angela	AUS	27.54	57.30
3	3	Eriksson, Agneta	SWE	27.62	58.43
4	2	Colombo, Grazia	ITA	28.52	59.43
5	7	Yan, Hong	CHN	29.18	1:00.45
6	6	Sachero, Virginia	ARG	29.08	1:00.53
7	1	Chow, Helen	MAL	29.85	1:02.53
8	8	Galassi, Daniela	SMR	31.75	1:06.19

Natation

Women/100 M Freestyle Summary/Heats/July29

RANK	HEAT	LANE	NAME	CTRY	50 M	100 M
RANG	ELIM	COUL				
16	4		Hogshead, Nancy	USA	27.05	55.85
22	4		Verstappen, Annemarie	HOL	26.53	56.11
33	4		Steinseifer, Carrie	USA	27.53	56.46
44	3		Pearson, Michele	AUS	27.41	56.75
53	5		Schuster, Susanne	FRG	27.52	56.85
64	4		Van Bentum, Conny	HOL	27.37	56.94
75	4		Croft, June	GBR	27.97	57.12
86	5		Russel, Angela	AUS	27.54	57.30
91	5		Zscherpe, Iris	FRG	27.88	57.31
10	4	5	Rai, Pamela	CAN	27.75	57.41
11	1	3	Kamoun, Sophie	FRA	27.76	57.49
12	2	3	Persi, Silvia	ITA	28.05	57.62
13	5	5	Fibbens, Nicola	GBR	28.05	57.80
14	5	3	Kardum, Maria	SWE	28.16	58.22
15	6	3	Eriksson, Agneta	SWE	27.62	58.43
16	2	5	Kerr, Jane	CAN	28.12	58.46
17	1	4	Yanase, Kaori	JPN	28.56	58.47
18	3	3	Gihvonen, Maarit	FIN	28.04	58.51
19	3	6	Armentero, Marie-Th.	SUI	28.05	58.73
20	4	6	Kohlmann, Patricia	MEX	28.50	58.76
21	5	6	Nakamori, Chikako	JPN	28.75	59.00
22	3	7	Ding, Jilian	CHN	29.07	59.11
23	2	6	Dara, Sophia	GRE	28.70	59.25
24	6	2	Colombo, Grazia	ITA	28.52	59.43
25	1	6	Rivera, Teresa	MEX	28.89	59.61
26	6	7	Yan, Hong	CHN	29.18	1:00.45
27	6	6	Sachero, Virginia	ARG	29.08	1:00.53
28	2	2	Clark, Carmel	NZL	29.04	1:00.63
29	5	2	Cramer, Shelly	ISV	28.84	1:00.65
30	4	7	Kim, Jin-Sook	KOR	29.57	1:00.91
31	4	2	Crousse, Sandra	PER	29.71	1:01.02
32	2	7	Wong, Kathy	HKG	29.03	1:01.03
33	5	7	Heavey, Carolann	IRL	29.74	1:01.34
34	3	2	Ng, Fenella	HKG	29.87	1:01.82
35	1	2	Ghattas, Faten	TUN	30.66	1:02.00
36	5	1	Jacob, Christine	PHI	29.43	1:02.43
37	2	1	Morales-Masella, Blanca J	WA	29.79	1:02.48
38	6	1	Chow, Helen	MAL	29.85	1:02.53
39	1	7	Doig, Anna	NZL	29.88	1:02.72
40	4	1	Hafez, Sherwite	EGY	30.45	1:02.78
41	5	8	Slowing-Aceituno, Karen	GUA	30.33	1:03.46
42	3	1	Hafez, Nevine	EGY	30.79	1:04.06
43	1	1	Pickering, Sharon	FIJ	31.45	1:04.25
44	6	8	Galassi, Daniela	SMR	31.75	1:06.19
45	4	8	Lardizajal, Maria Antmiet	HON	32.01	1:07.80

The first 8 qualify for Final A (1-8)/Les 8 premiers se qualifient pour la Finale A (1-8)
The next 8 qualify for Final B (9- 16)/Les 8 suivants se qualifient pour laFinale B (9-16)

Women/100 M Freestyle Final B (9-16)/July29

RANK	LANE	NAME	CTRY	50 M	100 M
RANG	COUL				
1	4	Zscherpe, Iris	FRG	28.06	57.19
2	6	Persi, Silvia	ITA	27.99	57.24
3	2	Fibbens, Nicola	GBR	27.95	57.36
4	5	Rai, Pamela	CAN	27.99	57.56
5	3	Kamoun, Sophie	FRA	28.26	57.81
6	8	Kerr, Jane	CAN	27.98	57.85
7	1	Eriksson, Agneta	SWE	27.98	58.08
8	7	Kardum, Maria	SWE	28.22	58.12

Women/100 M freestyle Final A (1-8)/July29

RANK	LANE	NAME	CTRY	50 M	100 M
RANG	COUL				
1	3	Steinseifer, Carrie	USA	27.30	55.92
4		Hogshead, Nancy	USA	27.01	55.92
3	5	Verstappen, Annemarie	HOL	26.96	56.08
4	7	Van Bentum, Conny	HOL	27.65	56.43
5	6	Person Michele	AUS	27.52	56.83
6	1	Croft, June	GBR	27.91	56.90
7	2	Schuster, Susanne	FRG	27.74	57.11
8	8	Russel, Angela	AUS	28.06	58.09

Race-in-Review: Annemarie Verstappen (HOL) and Nancy Hogshead (USA) got the best starts, with Verstappen the slight leader at 50 meters. Carrie Steinseifer (USA) was in third after 50 meters but moved in to second at 75 meters behind teammate Hogshead. In the finals tretch, Hogshead maintained her lead with Steinseifer closing fast. At the finish, Hogshead and Steinseifer tied for gold medal honors, a first in Olympic womens swimming.

Compte rendu: Annemarie Verstappen (HOL) et Nancy Hogshead (USA) étaient les plus rapides au départ, Verstappen menant légèrement aux 50m. Carrie Steinseifer (USA) était troisième aux 50m mais avançait à la deuxième place aux 75m derrière sa coéquipière Hogshead. Dans la dernière partie de la course, Hogshead maintenait son avance sur Steinseifer, celle-ci terminant cependant très vite. A l'arrivée, Hogshead et Steinseifer étaient ex-aequo pour la médaille d'or, ce qui constituait un événement sans précédent en natation olympique féminine.

Women/200 M Freestyle Heat 1/July 30

RANK	LANE	NAME	CTRY	50 M	100 M	150 M	200 M
RANG	COUL						
1	4	Verstappen, Annemarie	H a	28.44	58.88	1:30.21	2:01.61
2	5	Linder, Ann	SWE	28.84	59.37	1:31.81	2:04.60
3	3	Bensimon, Laurence	FRA	30.32	1:01.66	1:34.07	2:06.61
4	6	Dara, Sophia	GRE	29.18	1:01.30	1:35.33	2:09.52
5	7	Kim, Jin-Sook	KOR	30.52	1:04.37	1:40.04	2:13.76
6	2	Ng, Fenella	HKG	30.86	1:04.06	1:39.30	2:13.94
7	1	Galassi, Daniela	SMR	32.59	1:07.93	1:43.60	2:19.22



Women/200 M Freestyle
Heat 2/July 30

Femmes/200 m nage libre
Eliminatoire 2/30 Juil

RANK RANG	LANE COUL	NAME	CTRY	50 M	100 M	150 M	200 M
1	4	Van Bentum, Conny	HOL	28.94	59.87	1:31.19	2:01.52
2	3	Persi, Silvia	ITA	29.61	1:01.24	1:33.08	2:03.98
3	5	Cripps, Annabelle	GBR	29.51	1:01.06	1:32.96	2:04.44
4	6	Lasi, Carla	ITA	30.44	1:02.10	1:34.83	2:05.86
5	7	Wen, Lisa Ann San	TPE	30.12	1:02.00	1:34.21	2:06.01
6	2	Heavey, Carolann	IRL	29.93	1:01.62	1:34.32	2:07.75
7	1	Slowing-Aceituno, Karen	GUA	30.85	1:04.40	1:39.69	2:14.39

Women/200 M Freestyle
Heat 3/July30

Femmes/200 m nage libre
Eliminatoire 3/30 Juil

RANK RANG	LANE COUL	NAME	CTRY	50 M	100 M	150 M	200 M
1	4	Wayte, Mary	USA	28.63	59.20	1:30.11	2:00.69
2	5	Pearson, Michele	AUS	28.90	59.95	1:30.92	2:01.49
3	3	Mc Vann, Anna	AUS	29.95	1:01.51	1:32.54	2:03.14
4	6	Zscherpe, Iris	FRG	29.09	1:00.55	1:32.91	2:03.92
5	7	Rubinstein, Hadar	ISR	30.23	1:03.26	1:37.92	2:12.32
6	2	Sachero, Virginia	ARG	30.46	1:03.04	1:37.65	2:13.41
7	1	Hafez, Sherwite	EGV	31.60	1:05.53	1:41.08	2:16.11
8	8	Lardizajal, Maria Antmiet	HON	32.60	1:09.79	1:49.39	2:28.25

Women/200Freestyle
Heat 4/July 30

Femmes/200 m nage libre
Eliminatoire 4/30 Juil

RANK RANG	LANE COUL	NAME	CTRY	50 M	100 M	150 M	266 M
1	4	Woodhead, Cynthia	USA	28.77	59.20	1:30.23	2:00.85
2	6	Nakamori, Chikako	JPN	29.31	1:00.79	1:33.11	2:03.94
3	3	Kerr, Jane	CAN	29.14	1:00.56	1:32.34	2:04.02
4	5	Yanase, Kaori	JPN	29.15	1:00.49	1:32.75	2:04.38
5	2	Huerta, Irma	MEX	29.95	1:02.26	1:36.39	2:09.79
6	1	Jacob, Christine	PHI	31.17	1:04.91	1:38.69	2:12.17
7	8	Morales-Masella, Blanca J	GUA	31.17	1:05.29	1:40.48	2:14.79
	7	Ghattas, Faten	TUN				

Women/200 M Freestyle
Heat 5/July 30

Femmes/200 m nage libre
Eliminatoire 5/30 Juil

RANK RANG	LANE COUL	NAME	CTRY	50 M	100 M	150 M	200 M
1	4	Croft, June	GBR	29.39	1:00.26	1:30.89	2:01.05
2	5	Beyermann, Ina	FRG	29.44	1:00.77	1:32.27	2:02.42
3	3	Daigneault, Julie	CAN	29.92	1:01.14	1:32.21	2:03.40
4	2	Kohlmann, Patricia	MEX	29.62	1:01.66	1:35.33	2:08.15
5	7	Crousse, Sandra	PER	30.47	1:02.91	1:36.60	2:09.42
6	1	Chang, Hui-Chien	TPE	30.81	1:04.36	1:39.41	2:13.67
7	8	Pickering, Sharon	FIJ	31.98	1:06.91	1:43.43	2:19.31
	6	Kardum, Maria	SWE				NP

Women/200 M Freestyle
Summary/Heats/July30

Femmes/200 m nage libre
Sommaire / eliminatoires / 30 Juil

The first 8 qualify for Final A (1-8)/Les 8 premiers se qualifient pour la Finale A (1-8)
The next 8 qualify for Final B (9-16)/Les 8 suivants se qualifient pour la Finale B (9-16)

RANK RANG	HEAT ELIM	LANE COUL	NAME	CTRY	50 M	100 M	150 M	200 M
1	3	4	Wayte, Mary	USA	28.63	59.20	1:30.11	2:00.69
2	4	4	Woodhead, Cynthia	USA	28.77	59.20	1:30.23	2:00.85
3	5	4	Croft, June	GBR	29.39	1:00.26	1:30.89	2:01.05
4	3	5	Pearson, Michele	AUS	28.90	59.95	1:30.92	2:01.49
5	2	4	Van Bentum, Conny	HOL	28.94	59.87	1:31.19	2:01.52
6	1	4	Verstappen, Annemarie	HOL	28.44	58.88	1:30.21	2:01.61
7	5	5	Beyermann, Ina	FRG	29.44	1:00.77	1:32.27	2:02.42
8	3	3	Mc Vann, Anna	AUS	29.95	1:01.51	1:32.54	2:03.14
9	5	3	Daigneault, Julie	CAN	29.92	1:01.14	1:32.21	2:03.40
10	4	6	Nakamori, Chikako	JPN	29.31	1:00.79	1:33.11	2:03.94
11	3	6	Zscherpe, Iris	FRG	29.09	1:00.55	1:32.91	2:03.92
12	2	3	Persi, Silvia	ITA	29.61	1:01.24	1:33.08	2:03.98
13	4	3	Kerr, Jane	CAN	29.14	1:00.56	1:32.34	2:04.02
14	4	5	Yanase, Kaori	JPN	29.15	1:00.49	1:32.75	2:04.38
15	2	5	Cripps, Annabelle	GBR	29.51	1:01.06	1:32.96	2:04.44
16	1	5	Linder, Ann	SWE	28.84	59.37	1:31.81	2:04.60
17	2	6	Lasi, Carla	ITA	30.44	1:02.10	1:34.83	2:05.86
18	2	7	Wen, Lisa Ann San	TPE	30.12	1:02.00	1:34.21	2:06.01
19	1	3	Bensimon, Laurence	FRA	30.32	1:01.66	1:34.07	2:06.61
20	2	2	Heavey, Carolann	IRL	29.93	1:01.62	1:34.32	2:07.75
21	5	2	Kohlmann, Patricia	MEX	29.62	1:01.66	1:35.33	2:08.15
22	5	7	Crousse, Sandra	PER	30.47	1:02.91	1:36.60	2:09.42
23	1	6	Dara, Sophia	GRE	29.18	1:01.30	1:35.33	2:09.52
24	4	2	Huerta, Irma	MEX	29.95	1:02.26	1:36.39	2:09.79
25	4	1	Jacob, Christine	PHI	31.17	1:04.91	1:38.69	2:12.17
26	3	7	Rubinstein, Hadar	ISR	30.23	1:03.26	1:37.92	2:12.32
27	3	2	Sachero, Virginia	ARG	30.46	1:03.04	1:37.65	2:13.41
28	5	1	Chang, Hui-Chien	TPE	30.81	1:04.36	1:39.41	2:13.67
29	1	7	Kim, Jin-Sook	KOR	30.52	1:04.37	1:40.04	2:13.76
30	1	2	Ng, Fenella	HKG	30.86	1:04.06	1:39.30	2:13.94
31	2	1	Slowing-Aceituno, Karen	GUA	30.85	1:04.40	1:39.69	2:14.39
32	4	8	Morales-Masella, Blanca J	GUA	31.17	1:05.29	1:40.48	2:14.79
33	3	1	Hafez, Sherwite	EGY	31.60	1:05.53	1:41.08	2:16.11
34	1	1	Galassi, Daniela	SMR	32.59	1:07.93	1:43.60	2:19.22
35	5	8	Pickering, Sharon	FIJ	31.98	1:06.91	1:43.43	2:19.31
36	3	8	Lardizajal, Maria Antmiet	HON	32.60	1:09.79	1:49.39	2:28.25
		4	Ghattas, Faten	TUN				
		5	Kardum, Maria	SWE				

Women/200 M Freestyle
Final B (9-16) / July 30

Femmes/200 m nage libre
Finale b(9-16)/30Juil

RANK RANG	LANE COUL	NAME	CTRY	50 M	100 M	150 M	200 M
1	6	Persi, Silvia	ITA	29.71	1:00.83	1:32.23	2:03.17
2	3	Zscherpe, Iris	FRG	29.58	1:00.99	1:32.77	2:03.42
3	4	Daigneault, Julie	CAN	30.01	1:01.56	1:32.87	2:03.67
4	8	Linder, Ann	SWE	29.72	1:01.03	1:32.67	2:03.85
5	5	Nakamori, Chikako	JPN	29.76	1:01.37	1:33.17	2:04.11
6	2	Kerr, Jane	CAN	29.37	1:00.60	1:32.64	2:04.19
7	1	Cripps, Annabelle	GBR	29.17	1:00.18	1:32.62	2:04.90
8	7	Yanase, Kaori	JPN	29.53	1:00.98	1:33.52	2:05.24

Women/200 M Freestyle
Final A (1-8)/July 30

Femmes/200m nage libre
Finale a(1-8)/30 Juil

RANK RANG	LANE COUL	NAME	CTRY	50 M	100 M	150 M	200 M
1	4	Wayte, Mary	USA	28.72	58.68	1:28.86	1:59.23
2	5	Woodhead, Cynthia	USA	28.40	58.08	1:28.60	1:59.50
3	7	Verstappen, Annemarie	HOL	28.43	58.70	1:29.57	1:59.69
4	6	Pearson, Michele	AUS	28.52	59.03	1:29.53	1:59.79
5	2	Van Bentum, Conny	HOL	28.65	59.52	1:30.86	2:00.59
6	3	Croft, June	GBR	28.81	59.33	1:30.20	2:00.64
7	1	Beyermann, Ina	FRG	29.15	59.88	1:31.39	2:01.89
8	8	Mc Vann, Anna	AUS	29.69	1:01.36	1:32.34	2:02.87

Race-in-Review: Cynthia Woodhead (USA) was first at 50 meters in a very tight race. She pulled ahead of the field by more than a half body-length at 100 meters with Mary Wayte (USA) second and Annemarie Verstappen (HOL) third. Woodhead maintained her lead at the 150-meter mark but then Wayte swam a strong final 50 meters to out-touch her for the gold medal. Verstappen (HOL) held on for third, edging out a fast closing Michele Pearson (AUS).

Comptendu: Cynthia Woodhead (USA) était première aux 50m d'une course très serrée. Elle distançait ses concurrentes de plus d'une longueur aux 100m tandis que Mary Wayte (USA) était seconde et Annemarie Verstappen (HOL) troisième. Woodhead maintenait son avance aux 150m mais ensuite Wayte nageait très rapidement les 50 derniers mètres pour gagner la médaille d'or de justesse. Verstappen (HOL) conservait sa troisième place, battant tout juste Michele Pearson (AUS) qui effectuait une très bonne fin de course.

Women/400 M Freestyle
Heat 1/July 31

Femmes/400m nage libre
Eliminatoire 1/31 Juil

RANK RANG	LANE COUL	NAME	CTRY	100 M	200 M	300 M	400 M
1	6	Olmi, Monica	ITA	1:03.41	2:10.04	3:15.77	4:18.70
2	5	Lasi, Caria	ITA	1:02.72	2:08.65	3:14.73	4:18.90
3	4	Beyermann, Ina	FRG	1:02.75	2:08.36	3:14.38	4:18.94
4	3	Dara, Sophia	GRE	1:03.30	2:10.98	3:21.17	4:31.76
5	2	Rubinstein, Hadar	ISR	1:04.57	2:14.06	3:25.16	4:34.95
6	7	Chang, Hui-Chien	TPE	1:06.18	2:18.03	3:31.04	4:42.47

Women/400 M Freestyle
Heat 2/July 31

Femmes/400m nage libre
Eliminatoire 2/31 Juil

RANK RANG	LANE COUL	NAME	CTRY	100 M	200 M	300 M	400 M
1	4	Croft, June	GBF	1:02.05	2:07.38	3:12.84	4:15.51
2	3	Daigneault, Julie	CAN	1:02.41	2:07.33	3:12.38	4:16.60
3	5	Van Der Meer, Jolande	HOL	1:01.88	2:06.63	3:12.29	4:16.65
4	2	Huerta, Irma	MEX	1:03.90	2:10.74	3:18.07	4:25.13
5	6	Sakurai, Junko	JPN	1:02.47	2:09.73	3:18.77	4:28.68
	7	Ghattas, Faten	TUN				NP

Women/400 M Freestyle
Heat 3/July 31

Femmes/400 m nage libre
Eliminatoire 3/31 Juil

RANK RANG	LANE COUL	NAME	CTRY	100 M	200 M	300 M	400 M
1	4	Linehan, Kimberly	USA	1:02.78	2:07.68	3:12.21	4:15.08
2	3	Mc Vann, Anna	AUS	1:02.62	2:07.70	3:13.02	4:15.21
3	6	Linder, Ann	SWE	1:02.48	2:07.88	3:13.55	4:18.28
4	5	Baumer, Suzi	AUS	1:02.09	2:07.78	3:14.29	4:20.69
5	7	Wen, Lisa Ann San	TPE	1:03.35	2:10.17	3:16.47	4:23.30
6	2	Krueger, Nadia	SUI	1:03.19	2:10.90	3:19.68	4:28.20
7	1	Slowing-Aceituno, Karen	GUA	1:05.45	2:15.85	3:26.74	4:36.87

Woman/400 M Freestyle
Heat 4/July 31

Femmes/400m nage libre
Eliminatoire 4/31 Juil

RANK RANG	LANE COUL	NAME	CTRY	100 M	200 M	300 M	400 M
1	4	Cohen, Tiffany	USA	1:02.97	2:07.21	3:10.06	4:11.49
2	5	Hardcastle, Sarah	GBR	1:02.78	2:06.60	3:10.01	4:11.55
3	3	Kowalczyk, Birgit	FRG	1:03.50	2:08.08	3:13.31	4:17.92
4	6	Mc Ginnis, Donna	CAN	1:03.81	2:09.33	3:14.83	4:19.48
5	2	Nakamori, Chikako	JPN	1:03.14	2:09.51	3:15.93	4:20.13
6	1	Heavey, Carolann	IRL	1:05.83	2:15.14	3:25.35	4:36.07
7	7	Ng, Fenella	HKG	1:04.50	2:15.98	3:30.08	4:43.41



Women/800 M Freestyle
Final/Aug. 03

Femmes/800 m nage libre
Finale/03Aout

RANK	LANE	NAME	CTRY	100 M	200 M	300 M	400 M
RANG	COUL			500 M	600 M	700 M	800 M
1	2	Cohen, Tiffany	USA	1:01.86	2:05.27	3:08.18	4:11.16
				5:14.40	6:18.32	7:22.10	8:24.95
2	4	Richardson, Michele	USA	1:02.84	2:07.26	3:11.14	4:14.86
				5:18.60	6:22.30	7:26.67	8:30.73
3	3	Hardcastle, Sarah	GBR	1:02.69	2:07.12	3:11.32	4:15.73
				5:20.12	6:24.75	7:30.02	8:32.60
4	5	Mc Vann, Anna	AUS	1:03.10	2:07.80	3:12.51	4:17.71
				5:22.83	6:28.32	7:34.23	8:37.94
5	6	Lasi, Carla	ITA	1:03.34	2:09.27	3:15.33	4:21.03
				5:26.85	6:32.52	7:38.48	8:42.45
6	8	Van Der Meer, Jolande	HOL	1:01.94	2:06.83	3:12.86	4:18.97
				5:25.48	6:32.12	7:38.69	8:42.86
7	1	Olmi, Monica	ITA	1:03.81	2:10.20	3:16.70	4:23.30
				5:29.73	6:36.25	7:42.85	8:47.32
8	7	Ward, Karen	CAN	1:04.45	2:10.46	3:16.84	4:23.32
				5:29.59	6:35.80	7:42.62	8:48.12

Race-in-Review: Jolande Van der Meer (HOL) and Tiffany Cohen (USA) were neck and neck after the first lap with Cohen a slight leader at the 100-meter touch. Cohen stretched her lead to a body-length at 200 meters and by two body-lengths at 300 meters. Also at the 300 mark, Michele Richardson (USA) and Sarah Hardcastle (GBR) passed Van der Meer. At the halfway point, Cohen led Richardson by five meters and was three seconds under world record pace. The top three positions remained the same for the second half of the race with Cohen setting an Olympic record and narrowly missing the world record. Hardcastle set a British record in capturing the bronze medal.

Compte rendu: Jolande Van der Meer (HOL) et Tiffany Cohen (USA) étaient ex-aequo après la première longueur de bassin et aux 100 mètres Cohen touchait légèrement en tête. Elle accroissait son avance à une longueur aux 200m et à deux longueurs aux 300m. Michele Richardson (USA) et Sarah Hardcastle (GBR) dépassaient aussi Van der Meer. A mi-chemin, Cohen devançait Richardson de cinq mètres et était trois secondes en deçà du record du monde. Les trois premières places étaient les mêmes pendant la seconde moitié de la course que Cohen remportait dans un temps de record olympique en manquant cependant de peu le record du monde. Hardcastle établissait un record britannique en s'adjugeant la médaille de bronze.

Women/100 M Backstroke
Heat1/July31

Femmes/100 m dos
Eliminatoire 1/31 Juil

RANK	LANE	NAME	CTRY	50 M	100 M
RANG	COUL				
1	4	Andrews, Theresa	USA	30.25	1:02.94
2	3	Van Der Lans, Brigitte	HOL	30.65	1:04.57
3	5	Moore, Audrey	AUS	31.41	1:04.96
4	6	White, Catherine	GBR	31.42	1:05.03
5	7	Sekido, Naomi	JPN	33.84	1:05.60
6	2	Mac Pherson, Michelle	CAN	32.08	1:06.04
7	1	Flink, Lotta	HKG	33.13	1:09.70
8	8	Pickering, Sharon	FIJ	34.29	1:10.49

Women/ 100 M Backstroke
Heat2/July31

Femmes/100 m dos
Eliminatoire 2/31 Juil

RANK	LANE	NAME	CTRY	50 M	100 M
RANG	COUL				
1	4	Mitchell, Betsy	USA	30.24	1:02.53
2	5	Schlicht, Svenja	FRG	30.38	1:04.02
3	2	Clark, Carmel	NZL	31.28	1:04.57
4	3	Carosi, Manuela	ITA	31.35	1:04.77
5	6	Van Der Straten, Yolande	BEL	32.20	1:07.07
6	7	Choi, Yun-Hee	KOR	31.94	1:07.35
7	8	Jacob, Christine	PHI	33.96	1:10.28
8	1	Bekaert, Petra	AHO	33.56	1:10.60

Women/100 M Backstroke
Heat3/July31

Femmes/100 m dos
Eliminatoire 3/31 Juil

RANK	LANE	NAME	CTRY	50 M	100 M
RANG	COUL				
1	4	Patrascoiu, Aneta	ROM	31.19	1:04.16
2	5	Parkes, Georgina	AUS	31.17	1:04.90
3	3	Abdo, Reema	CAN	31.10	1:04.92
4	6	Gysling, Eva	SUI	31.29	1:05.18
5	2	Dahlmann, Sandra	FRG	31.27	1:05.27
6	7	Sunouchi, Nozomi	JPN	32.27	1:07.23
7	1	Guo, Huaying	CHN	32.42	1:08.21
8	8	Chow, Helen	MAL	33.55	1:11.30

Women/100 M Backstroke
Heat4/July31

Femmes/100 m dos
Eliminatoire 4/31 Juil

RANK	LANE	NAME	CTRY	50 M	100 M
RANG	COUL				
1	5	De Rover, Jolanda	HOL	30.51	1:02.94
2	2	Rose, Beverley	GBR	30.90	1:03.61
3	4	Bunaciu, Carmen	ROM	30.48	1:03.79
4	7	Pauwels, Sabine	BEL	31.81	1:05.17
5	6	Eriksson, Anna-Karin	SWE	31.19	1:06.09
6	3	Rivera, Teresa	MEX	31.94	1:06.39
7	8	Wong, Kathy	HKG	33.28	1:10.19
	1	Nylund, Lise Lotte	NOR		NP

Women / 100 M Backstroke
Summary / Heats / July 31

Femmes / 100 m dos
Sommaire / éliminatoires / 31 Juil

The first 8 qualify for Final A (1-8)/Les 8 premiers se qualifient pour la Finale A (1-8)
The next 8 qualify for Final B (9-16)/Les 8 suivants se qualifient pour la Finale B (9-16)

RANK	HEAT	LANE	NAME	CTRY	50 M	100 M
RANG	ELIM	COUL				
1	2	4	Mitchell, Betsy	USA	30.24	1:02.53
2	1	4	Andrews, Theresa	USA	30.25	1:02.94
		4	De Rover, Jolanda	HOL	30.51	1:02.94
4	4	2	Rose, Beverley	GBR	30.90	1:03.61
5	4	4	Bunaciu, Carmen	ROM	30.48	1:03.79
6	2	5	Schlicht, Svenja	FRG	30.38	1:04.02
7	3	4	Patrascoiu, Aneta	ROM	31.19	1:04.16
8	2	2	Van Der Lans, Brigitte	HOL	30.65	1:04.57
		2	Clark, Carmel	NZL	31.28	1:04.57
10	2	3	Carosi, Manuela	ITA	31.35	1:04.77
11	3	5	Parkes, Georgina	AUS	31.17	1:04.90
12	3	3	Abdo, Reema	CAN	31.10	1:04.92
13	1	5	Moore, Audrey	AUS	31.41	1:04.96
14	1	6	White, Catherine	GBR	31.42	1:05.03
15	4	7	Pauwels, Sabine	BEL	31.81	1:05.17
16	3	6	Gysling, Eva	SUI	31.29	1:05.18
17	3	2	Dahlmann, Sandra	FRG	31.27	1:05.27
18	1	7	Sekido, Naomi	JPN	33.84	1:05.60
19	1	2	Mac Pherson, Michelle	CAN	32.08	1:06.04
20	4	6	Eriksson, Anna-Karin	SWE	31.19	1:06.09
21	4	3	Rivera, Teresa	MEX	31.94	1:06.39
22	2	6	Van Der Straten, Yolande	BEL	32.20	1:07.07
23	3	7	Sunouchi, Nozomi	JPN	32.27	1:07.23
24	2	7	Choi, Yun-Hee	KOR	31.94	1:07.35
25	3	1	Guo, Huaying	CHN	32.42	1:08.21
26	1	1	Flink, Lotta	HKG	33.13	1:09.70
27	4	8	Wong, Kathy	HKG	33.28	1:10.19
28	2	8	Jacob, Christine	PHI	33.96	1:10.28
29	1	8	Pickering, Sharon	FIJ	34.29	1:10.49
30	2	1	Bekaert, Petra	AHO	33.56	1:10.60
31	3	8	Chow, Helen	MAL	33.55	1:11.30
		4	Nylund, Lise Lotte	NOR		NP

The winner qualifies for Final A and the loser qualifies for Final B/Le gagnant se qualifie pour la Finale A et le perdant pour la Finale B

THE RESULT FOR THE SWIMOFF IS AS FOLLOWS / LE RESULTAT DU BARRAGE SUIT:

Clark, Carmel	NZL	31.14	1:04.33
Van Der Lans, Brigitte	HOL	31.20	1:04.82

Women/100 M Backstroke
Final B (9-16)/July31

Femmes/100 m dos
Final b (9-16)/31 Juil

RANK	LANE	NAME	CTRY	50 M	100 M	
RANG	COUL					
1	2	Moore, Audrey	AUS	31.29	1:04.15	
2	3	Parkes, Georgina	AUS	32.00	1:04.52	
		5	Carosi, Manuela	ITA	31.52	1:04.52
4	4	Van Der Lans, Brigitte	HOL	30.81	1:04.75	
5	7	White, Catherine	GBR	31.50	1:04.99	
6	6	Abdo, Reema	CAN	31.19	1:05.13	
7	1	Pauwels, Sabine	BEL	32.21	1:05.33	
8	8	Gysling, Eva	SUI	31.42	1:06.11	

Women/100 M Backstroke
Final A (1-8)/July 31

Femmes/100 m dos
Finale a(1-8)/31 Juil

RANK	LANE	NAME	CTRY	50 M	100 M
RANG	COUL				
1	3	Andrews, Theresa	USA	30.56	1:02.55
2	4	Mitchell, Betsy	USA	30.50	1:02.63
3	5	De Rover, Jolanda	HOL	30.17	1:02.91
4	2	Bunaciu, Carmen	ROM	30.17	1:03.21
5	1	Patrascoiu, Aneta	ROM	30.70	1:03.29
6	7	Schlicht, Svenja	FRG	31.03	1:03.46
7	6	Rose, Beverley	GBR	30.92	1:04.16
8	8	Clark, Carmel	NZL	31.38	1:04.47

Race-in-Review: Jolanda De Rover (HOL) took an early lead but Carmen Bunaciu (ROM) caught her as they touched together at 50 meters. Theresa Andrews (USA) and Betsy Mitchell (USA) passed Bunaciu midway through the final 50 meters and gradually gained on De Rover. In an exciting finish, Andrews touched first, followed by Mitchell and De Rover.

Compte rendu: Jolanda De Rover (HOL) partait en tête mais Carmen Bunaciu (ROM) la rattrapait et elles touchaient ensemble aux 50 mètres. Theresa Andrews (USA) et Betsy Mitchell (USA) dépassaient Bunaciu à mi-course et rattrapaient progressivement De Rover. La fin de la course était passionnante et Andrews touchait première suivie de Mitchell et De Rover.

Women/200 M Backstroke
Heat 1 /Aug. 04

Femmes/200 m dos
Eliminatoire 1/04 Aout

RANK	LANE	NAME	CTRY	50 M	100 M	150 M	200 M
RANG	RANG						
1	4	Parkes, Georgina	AUS	31.52	1:05.22	1:39.84	2:14.89
2	5	Van Der Straten, Yolande	BEL	32.80	1:07.47	1:42.76	2:18.49
3	3	Pauwels, Sabine	BEL	33.31	1:08.27	1:44.27	2:21.36
4	6	Carosi, Manuela	ITA	33.48	1:09.65	1:47.75	2:25.45
5	7	Gysling, Eva	SUI	33.48	1:11.04	1:49.28	2:25.69
6	1	Jacob, Christine	PHI	34.74	1:11.77	1:51.43	2:32.91
	2	Nylund, Lise Lotte	NOR				NP

Swimming

Women/200 M Backstroke Heat2/Aug.04				Femmes/200 m dos Eliminatoire 2/04 Aout			
RANK RANG	LANE COUL	NAME	CTRY	50 M	100 M	150 M	200 M
1	4	DeRover,Jolanda	HOL	30.97	1:04.66	1:38.81	2:13.50
2	5	Schlicht,Svenja	FRG	32.33	1:07.03	1:41.39	2:15.69
3	7	Clark,Camel	NZL	32.07	1:06.37	1:41.39	2:16.78
4	6	White,Catherine	GBR	31.94	1:06.82	1:42.32	2:18.02
5	3	Abdo,Reema	CAN	32.34	1:07.82	1:43.19	2:19.05
6	2	Rivera,Teresa	MEX	32.43	1:08.07	1:45.56	2:22.94
7	1	Flink,Lotta	HKG	34.32	1:11.20	1:49.47	2:29.00

Women/200 M Backstroke Heat3/Aug.04				Femmes/200 m dos Eliminatoire 3/04 Aout			
RANK RANG	LANE COUL	NAME	CTRY	50 M	100 M	150 M	200 M
1	5	Trees,Tori	USA	31.23	1:05.41	1:40.70	2:16.23
2	4	Bunaciu,Carmen	ROM	31.74	1:05.50	1:40.54	2:16.41
3	2	Sekido,Naomi	JPN	32.65	1:07.67	1:43.16	2:18.52
4	3	Moore,Audrey	AUS	32.39	1:07.66	1:43.70	2:20.12
5	6	VanDerLans,Brigitte	HOL	31.67	1:06.81	1:43.15	2:20.63
6	7	Sunouchi,Nozomi	JPN	32.82	1:09.41	1:47.03	2:25.05
7	1	Yan,Hong	CHN	34.30	1:11.77	1:51.03	2:32.33

Women/200 M Backstroke Heat4/Aug. 04				Femmes/200 m dos Eliminatoire 4/04 Aout			
RANK RANG	LANE COUL	NAME	CTRY	50 M	100 M	150 M	200 M
1	5	White, Amy	USA	32.54	1:07.25	1:41.35	2:15.40
2	4	Patrascoiu, Aneta	ROM	32.00	1:06.34	1:40.97	2:16.71
3	3	Read, Katherine	GBR	32.29	1:07.86	1:43.04	2:18.92
4	6	Dahlmann, Sandra	FRG	32.79	1:08.19	1:43.61	2:19.59
5	7	Kraft, Sofia	SWE	32.90	1:08.45	1:43.81	2:19.73
6	2	Copp, Melinda	CAN	32.95	1:08.19	1:44.37	2:21.39
7	1	Choi, Yun-Hee	KOR	32.03	1:07.84	1:45.70	2:23.80
	8	Wong, Kathy	HKG				NP

Women/200 W Backstroke Summary/Heats/ Aug. 04				Femmes/200 m dos Sommaire/ eliminatoires/ 04 Aout			
--	--	--	--	--	--	--	--

The first 8 qualify for Final A (1-8)/Les 8 premiers se qualifient pour la Finale A (1-8)
The next 8 qualify for Final B (9-16)/Les 8 suivants se qualifient pour la Finale B (9-16)

RANK RANG	HEAT ELIM	LANE COUL	NAME	CTRY	50 M	100 M	150 M	200 M
1	2	4	DeRover, Jolanda	HOL	30.97	1:04.66	1:38.81	2:13.50
2	1	4	Parkes, Georgina	AUS	31.52	1:05.22	1:39.84	2:14.89
3	4	5	White, Amy	USA	32.54	1:07.25	1:41.35	2:15.40
4	2	5	Schlicht, Svenja	FRG	32.33	1:07.03	1:41.39	2:15.69
5	3	5	Trees, Tori	USA	31.23	1:05.41	1:40.70	2:16.23
6	3	4	Bunaciu, Carmen	ROM	31.74	1:05.50	1:40.54	2:16.41
7	4	4	Patrascoiu, Aneta	ROM	32.00	1:06.34	1:40.97	2:16.71
8	2	7	Clark, Camel	NZL	32.07	1:06.37	1:41.39	2:16.78
9	2	6	White, Catherine	GBR	31.94	1:06.82	1:42.32	2:18.02
10	1	5	Van Der Straten, Yolande	BEL	32.80	1:07.47	1:42.76	2:18.49
11	3	2	Sekido, Naomi	JPN	32.65	1:07.67	1:43.16	2:18.52
12	4	3	Read, Katherine	GBR	32.29	1:07.86	1:43.04	2:18.92
13	2	3	Abdo, Reema	CAN	32.34	1:07.82	1:43.19	2:19.05
14	4	6	Dahlmann, Sandra	FRG	32.79	1:08.19	1:43.61	2:19.59
15	4	7	Kraft, Sofia	SWE	32.90	1:08.45	1:43.81	2:19.73
16	3	3	Moore, Audrey	AUS	32.39	1:07.66	1:43.70	2:20.12
17	3	6	Van Der Lans, Brigitte	HOL	31.67	1:06.81	1:43.15	2:20.63
18	1	3	Pauwels, Sabine	BEL	33.31	1:08.27	1:44.27	2:21.36
19	4	2	Copp, Melinda	CAN	32.95	1:08.19	1:44.37	2:21.39
20	2	2	Rivera, Teresa	MEX	32.43	1:08.07	1:45.56	2:22.94
21	4	1	Choi, Yun-Hee	KOR	32.03	1:07.84	1:45.70	2:23.80
22	3	7	Sunouchi, Nozomi	JPN	32.82	1:09.41	1:47.03	2:25.05
23	1	6	Carosi, Manuela	ITA	33.48	1:09.65	1:47.75	2:25.45
24	1	7	Gysiing, Eva	SUI	33.48	1:11.04	1:49.28	2:25.69
25	2	1	Flink, Lotta	HKG	34.32	1:11.20	1:49.47	2:29.00
26	3	1	Yan, Hong	CHN	34.30	1:11.77	1:51.03	2:32.33
27	1	1	Jacob, Christine	PHI	34.74	1:11.77	1:51.43	2:32.91
		4	Wong, Kathy	HKG				NP
		1	Nylund, Lise Lotte	NOR				NP

Women/200 M Backstroke Final B (9-16)/Aug.04				Femmes/200 m dos Finale b (9-16)/04Aout			
RANK RANG	LANE COUL	NAME	CTRY	50 M	100 M	150 M	200 M
1	7	Dahlmann, Sandra	FRG	32.04	1:06.67	1:41.70	2:16.93
2	4	White, Catherine	GBR	32.12	1:06.87	1:42.43	2:17.63
3	6	Read, Katherine	GBR	32.09	1:06.98	1:42.81	2:18.33
4	2	Abdo, Reema	CAN	32.02	1:07.12	1:43.02	2:18.50
5	5	Van Der Straten, Yolande	BEL	33.51	1:07.96	1:43.00	2:18.63
6	3	Sekido, Naomi	JPN	32.60	1:07.52	1:43.25	2:18.87
7	1	Kraft, Sofia	SWE	33.09	1:08.24	1:44.34	2:19.37
8	8	Moore, Audrey	AUS	33.48	1:09.08	1:45.32	2:21.36

Natation

Women/200 M Backstroke Final A(1-8)/Aug.04				Femmes/200 m dos Finale a (1-8)/04Aout			
RANK RANG	LANE COUL	NAME	CTRY	50 M	100 M	150 M	200 M
1	4	De Rover, Jolanda	HOL	30.85	1:04.48	1:38.72	2:12.38
2	3	White, Amy	USA	31.75	1:05.37	1:39.21	2:13.04
3	1	Patrascoiu, Aneta	ROM	31.67	1:04.98	1:39.01	2:13.29
4	5	Parkes, Georgina	AUS	31.78	1:05.48	1:39.92	2:14.37
5	2	Trees, Tori	USA	31.46	1:05.41	1:40.81	2:15.73
6	6	Schlicht, Svenja	FRG	32.14	1:06.90	1:41.67	2:15.93
7	7	Bunaciu, Carmen	ROM	31.88	1:07.02	1:41.28	2:16.15
8	8	Clark, Carmel	NZL	32.19	1:07.14	1:42.29	2:17.89

Race-in-Review: Jolanda De Rover (HOL) was out extremely fast touching ahead of Tori Trees (USA) at the 50-meter mark ahead of Patrascoiu and Amy White (USA). De Rover hung on to win the gold medal with White sneaking past Patrascoiu for second. De Rover's time missed the Olympic record by one second but it established a new national record for Holland. Compte rendu: Jolanda De Rover (HOL) partait très vite; aux 50 mètres, elle touchait devant Tori Trees (USA) et aux 100 mètres devant Aneta Patrascoiu (ROM). Aux 150m. De Rover avait 1/2 longueur d'avance sur Patrascoiu et Amy White (USA). De Rover maintenait son avance pour gagner la médaille d'or tandis que White battait Patrascoiu pour la seconde place. De Rover ratait le record olympique d'une seconde mais établissait cependant un record national pour les Pays-Bas.

Women/100 M Breaststroke Heat 1 /Aug. 02				Femmes/100 m brasse Eliminatoire 1/02 Aout	
RANK RANG	LANE COUL	NAME	CTRY	50 M	100 M
1	4	Caulkins, Tracy	USA	33.67	1:11.99
2	3	Hasse, Ute	FRG	34.24	1:12.17
3	5	Borsholt, Lisa	CAN	33.77	1:12.24
4	6	Bowman, Sandra	GBR	34.91	1:12.92
5	2	Hillenius, Petra	HOL	35.42	1:14.09
6	7	Sihvonen, Maarit	FIN	34.91	1:14.85
7	1	Chow, LaiYee	HKG	36.40	1:17.92

Women/100 M Breaststroke Heat2/Aug.02				Femmes/100 m brasse Eliminatoire 2/02 Aout	
RANK RANG	LANE COUL	NAM	CTRY	50 M	100 M
1	5	Poirot, Catherine	FRA	33.19	1:10.69
2	2	Hill, Jean	GBR	33.69	1:11.37
3	4	Ottenbrite, Anne	CAN	34.35	1:11.81
4	6	Douglas, Dimity	AUS	34.91	1:12.17
5	7	Bruelhan, Patricia	SUI	33.63	1:12.44
6	3	Tagnin, Carlotta	ITA	33.87	1:12.70
7	1	Silva Berrutti, Rosa Mari	URU	36.41	1:17.11

Women/100 M Breaststroke Heat3/Aug.02				Femmes/100 m brasse Eliminatoire3/02Aout	
RANK RANG	LANE COUL	NAME	CTRY	50 M	100 M
1	4	Van Staveren, Petra	HOL	33.06	1:11.18
2	2	Lempereur, Ingrid	BEL	34.63	1:12.08
3	3	Knipping, Angelika	FRG	33.45	1:12.41
4	7	Kellett, Sharon	AUS	33.53	1:13.43
5	6	Boscatto, Alicia Maria	ARG	34.79	1:14.45
6	1	Agustsdottir, Gudrun	ISL	35.99	1:16.70
7	8	Lardizabal, IsabelC.	HON	39.31	1:25.12
	5	Dalla Valle, Manuela	ITA		DQ

Women/100 M Breaststroke Heat4/Aug.02				Femmes/100 m brasse Eliminatoire 4/02 Aout	
RANK RANG	LANE COUL	NAME	CTRY	50 M	100 M
1	3	Hakansson, Eva-Marie	SWE	33.49	1:11.41
2	5	Rapp, Susan	USA	34.28	1:11.63
3	4	Nagasaki, Hiroko	JPN	34.19	1:11.82
4	6	Holmstrom, Anneeie	SWE	33.48	1:12.60
5	2	Liang, Weifen	CHN	34.72	1:14.38
6	7	Iwasaki, Kaori	JPN	35.11	1:14.68
7	1	Guido, Sara	MEX	34.88	1:14.69
8	8	Chow, Helen	MAL	37.54	1:18.99



Women/100 M Breaststroke
Summary/Heats/Aug.02

Femmes/100 m brasse
Sommaire/éliminatoires/02Aout

The first 8 qualify for Final A (1-8)/Les 8 premiers se qualifient pour la Finale A (1-8)
The next 8 qualify for Final B (9-16)/Les 8 suivants se qualifient pour la Finale B (9-16)

RANK	HEAT	LANE	NAME	CTRY	50 M	100 M
RAW	ELIM	COUL				
1	2	5	Poirot, Catherine	FRA	33.19	1:10.69
2	3	4	Van Staveren, Petra	HOL	33.06	1:11.18
3	2	2	Hill, Jean	GBR	33.69	1:11.37
4	4	3	Hakansson, Eva-Mane	SWE	33.49	1:11.41
5	4	5	Rapp, Susan	USA	34.28	1:11.63
6	2	4	Ottenbrite, Anne	CAN	34.35	1:11.81
7	4	4	Nagasaki, Hiroko	JPN	34.19	1:11.82
8	1	4	Caulkins, Tracy	USA	33.67	1:11.99
9	3	2	Lempereur, Ingrid	BEL	34.63	1:12.08
10	1	3	Hasse, Ute	FRG	34.24	1:12.17
2	6		Douglas, Dimity	AUS	34.91	1:12.17
12	1	5	Borsholt, Lisa	CAN	33.77	1:12.24
13	3	3	Knipping, Angelika	FRG	33.45	1:12.41
14	2	7	Bruehlhart, Patricia	SUI	33.63	1:12.44
15	4	6	Holmstrom, Annelie	SWE	33.48	1:12.60
16	2	3	Tagnin, Cariotta	ITA	33.87	1:12.70
17	1	6	Bowman, Sandra	GBR	34.91	1:12.92
18	3	7	Kellett, Sharon	AUS	33.53	1:13.43
19	1	2	Hillenius, Petra	HOL	35.42	1:14.09
20	4	2	Liang, Weifen	CHN	34.72	1:14.38
21	3	6	Boscatto, Alicia Maria	ARG	34.79	1:14.45
22	4	7	Iwasaki, Kaori	JPN	35.11	1:14.68
23	4	1	Guido, Sara	MEX	34.88	1:14.69
24	1	7	Sihvonen, Maarit	FIN	34.91	1:14.85
25	3	1	Agustsdottir, Gudrun	ISL	35.99	1:16.70
26	2	1	Silva Berrutti, Rosa Man	URU	36.41	1:17.11
27	1	1	Chow, Lai Yee	HKG	36.40	1:17.92
28	4	8	Chow, Helen	MAL	37.54	1:18.99
29	3	8	Lardizabal, Isabel C.	HON	39.31	1:25.12
3	5		Dalla Valle, Manuela	ITA		DQ

Women/100 M Breaststroke
Final B (9-16)/Aug.02

Femmes/100 m brasse
Finale b (9-16)/02Aout

RANK	LANE	NAME	CTRY	50 M	100 M
RANG	COUL				
1	3	Hasse, Ute	FRG	33.74	1:11.44
2	4	Lempereur, Ingrid	BEL	34.71	1:11.45
3	5	Douglas, Dimity	AUS	35.48	1:12.00
4	2	Knipping, Angelika	FRG	33.77	1:12.03
5	6	Borsholt, Lisa	CAN	34.04	1:12.41
6	8	Tagnin, Carlotta	ITA	34.18	1:12.77
7	7	Bruehlhart, Patricia	SUI	34.40	1:12.89
8	1	Holmstrom, Annelie	SWE	33.99	1:13.27

Women/100 M Breaststroke
Final A (1-8)/Aug.02

Femmes/100 m brasse
Finale a (1-8)/02Aout

RANK	LANE	NAME	CTRY	50 M	100 M
RANG	COUL				
1	5	Van Staveren, Petra	HOL	32.43	1:09.88
2	7	Ottenbrite, Anne	CAN	33.55	1:10.69
3	4	Poirot, Catherine	FRA	33.23	1:10.70
4	8	Caulkins, Tracy	USA	33.23	1:10.88
5	6	Hakansson, Eva-Marie	SWE	33.32	1:11.14
6	1	Nagasaki, Hiroko	JPN	33.53	1:11.33
7	2	Rapp, Susan	USA	33.84	1:11.45
8	3	Hill, Jean	GBR	33.99	1:11.82

Race-in-Review: Petra Van Staveren (HOL) was out in the lead in the first 50 meters touching ahead of Tracy Caulkins (USA). Van Staveren hung on the rest of the race, finishing a half body-length ahead of Anne Ottenbrite (CAN). Ottenbrite, who along with Catherine Poirot (FRA), passed Caulkins in the final 10 meters to place second and third, respectively.

Compte rendu: Petra Van Staveren (HOL) prenait la tête et menait aux 50m devant Tracy Caulkins (USA). Van Staveren résistait à tous les assauts, terminant la course avec 1/2 longueur d'avance sur Anne Ottenbrite (CAN). Ottenbrite ainsi que Catherine Poirot (FRA) avaient dépassé Caulkins dans les derniers dix mètres pour se classer respectivement deuxième et troisième.

Women/200 M Breaststroke
Heat 1/July 30

Femmes/200 m brasse
Éliminatoire 1/30 Juil

RANK	LANE	NAME	CTRY	50 M	100 M	150 M	200 M
RANG	COUL						
1	2	Lempereur, Ingrid	BEL	36.01	1:14.91	1:54.40	2:32.46
2	4	Ottenbrite, Anne	CAN	35.30	1:13.66	1:53.62	2:33.43
3	3	Boscatto, Alicia Maria	ARG	35.58	1:15.19	1:55.46	2:36.38
4	5	Lubawski, Mary	CAN	36.51	1:16.59	1:56.93	2:36.65
5	6	Van Staveren, Petra	HOL	36.22	1:16.68	1:57.52	2:37.20
6	7	Iwasaki, Kaori	JPN	35.83	1:16.69	2:00.17	2:42.69
7	1	Chow, Lai Yee	HKG	36.83	1:19.53	2:04.98	2:50.45

Women/200 M Breaststroke
Heat 2/July 30

Femmes/200 m brasse
Éliminatoire 2/30 Juil

RANK	LANE	NAME	CTRY	50 M	100 M	150 M	200 M
RANG	COUL						
1	6	Kellett, Sharon	AUS	35.82	1:14.58	1:53.95	2:33.23
2	4	Rapp, Susan	USA	34.96	1:13.78	1:53.53	2:33.46
3	3	Brownsdon, Susannah	GBR	35.01	1:14.49	1:55.03	2:35.54
4	5	Belotti, Laura	ITA	35.81	1:15.35	1:56.03	2:35.99
5	2	Holmstrom, Annelie	SWE	35.43	1:15.32	1:56.16	2:37.21
6	7	Stanley, Gaynor	GBR	36.38	1:16.44	1:57.64	2:38.54
7	1	Agustsdottir, Gudrun	ISL	36.98	1:18.07	2:01.44	2:44.85
8	8	Lardizabal, Isabel C.	HON	39.99	1:25.93	2:15.01	3:04.26

Women/200 M Breaststroke
Heat 3/July 30

Femmes/200 m brasse
Éliminatoire 3/30 Juil

RANK	LANE	NAME	CTRY	50 M	100 M	150 M	200 M
RANG	COUL						
1	4	Nagasaki, Hiroko	JPN	34.55	1:13.57	1:54.25	2:34.46
	5	Hasse, Ute	FRG	34.47	1:13.80	1:54.23	2:34.46
3	3	Rhodenbaugh, Kimberly	USA	35.00	1:14.29	1:54.61	2:35.54
4	6	Dalla Valle, Manuela	ITA	34.46	1:12.84	1:53.23	2:35.75
5	2	Douglas, Dimity	AUS	35.65	1:15.81	1:57.16	2:38.47
6	1	Guido, Sara	MEX	36.10	1:16.44	1:57.58	2:38.87
7	7	Hillenius, Petra	HOL	35.58	1:16.52	1:58.98	2:41.57
8	8	Silva Berrutti, Rosa Man	URU	37.31	1:19.51	2:03.84	2:50.01

Women/200 M Breaststroke
Summary/Heats/July30

Femmes/200 m brasse
Sommaire/éliminatoires/30Juil

The first 8 qualify for Final A (1-8)/Les 8 premiers se qualifient pour la Finale A (1-8)
The next 8 qualify for Final B (9-16)/Les 8 suivants se qualifient pour la Finale B (9-16)

RANK	HEAT	LANE	NAME	CTRY	50 M	100 M	150 M	200 M
RANG	ELIM	COUL						
1	1	2	Lempereur, Ingrid	BEL	36.01	1:14.91	1:54.40	2:32.46
2	2	6	Kellett, Sharon	AUS	35.82	1:14.58	1:53.95	2:33.23
3	1	4	Ottenbrite, Anne	CAN	35.30	1:13.66	1:53.62	2:33.43
4	2	4	Rapp, Susan	USA	34.96	1:13.78	1:53.53	2:33.46
5	3	4	Nagasaki, Hiroko	JPN	34.55	1:13.57	1:54.25	2:34.46
		5	Hasse, Ute	FRG	34.47	1:13.80	1:54.23	2:34.46
7	2	3	Brownsdon, Susannah	GBR	35.01	1:14.49	1:55.03	2:35.54
		3	Rhodenbaugh, Kimberly	USA	35.00	1:14.29	1:54.61	2:35.54
9	3	6	Dalla Valle, Manuela	ITA	34.46	1:12.84	1:53.23	2:35.75
10	2	5	Belotti, Laura	ITA	35.81	1:15.35	1:56.03	2:35.99
11	1	3	Boscatto, Alicia Maria	ARG	35.58	1:15.19	1:55.46	2:36.38
12	1	5	Lubawski, Mary	CAN	36.51	1:16.59	1:56.93	2:36.65
13	1	6	Van Staveren, Petra	HOL	36.22	1:16.68	1:57.52	2:37.20
14	2	2	Holmstrom, Annelie	SWE	35.43	1:15.32	1:56.16	2:37.21
15	3	2	Douglas, Dimity	AUS	35.65	1:15.81	1:57.16	2:38.47
16	2	7	Stanley, Gaynor	GBR	36.38	1:16.44	1:57.64	2:38.54
17	3	1	Guido, Sara	MEX	36.10	1:16.44	1:57.58	2:38.87
18	3	7	Hillenius, Petra	HOL	35.58	1:16.52	1:58.98	2:41.57
19	1	7	Iwasaki, Kaori	JPN	35.83	1:16.69	2:00.17	2:42.69
20	2	1	Agustsdottir, Gudrun	ISL	36.98	1:18.07	2:01.44	2:44.85
21	3	8	Silva Berrutti, Rosa Man	URU	37.31	1:19.51	2:03.84	2:50.01
22	1	1	Chow, Lai Yee	HKG	36.83	1:19.53	2:04.98	2:50.45
23	2	8	Lardizabal, Isabel C.	HON	39.99	1:25.93	2:15.01	3:04.26

Women/200 M Breaststroke
Final B(9-16)/July30

Femmes/200 m brasse
Finale b(9-16)/30 Juil

RANK	LANE	NAME	CTRY	50 M	100 M	150 M	200 M
RANG	COUL						
1	4	Dalla Valle, Manuela	ITA	36.74	1:17.31	1:56.44	2:36.23
2	2	Van Staveren, Petra	HOL	35.27	1:15.72	1:56.53	2:36.32
3	5	Belotti, Laura	ITA	36.24	1:16.37	1:56.81	2:36.49
4	6	Lubawski, Mary	CAN	36.37	1:16.42	1:56.64	2:36.55
5	3	Boscatto, Alicia Maria	ARG	35.42	1:14.30	1:55.41	2:36.96
6	7	Holmstrom, Annelie	SWE	35.38	1:15.95	1:56.74	2:37.62
7	8	Stanley, Gaynor	GBR	36.36	1:16.92	1:58.08	2:39.32
8	1	Douglas, Dimity	AUS	36.32	1:17.18	1:58.71	2:39.33

Women/200 M Breaststroke
Final A(1-8)/July30

Femmes/200 m brasse
Finale a (1-8)/30Juil

RANK	LANE	NAME	CTRY	50 M	100 M	150 M	200 M
RANG	COUL						
1	3	Ottenbrite, Anne	CAN	34.62	1:12.20	1:51.50	2:30.38
2	6	Rapp, Susan	USA	35.74	1:14.54	1:53.12	2:31.15
3	4	Lempereur, Ingrid	BEL	35.88	1:14.99	1:53.59	2:31.40
4	2	Nagasaki, Hiroko	JPN	34.03	1:12.29	1:51.68	2:32.93
5	5	Kellett, Sharon	AUS	36.20	1:15.14	1:53.57	2:33.60
6	7	Hasse, Ute	FRG	34.98	1:14.77	1:54.50	2:33.82
7	1	Brownsdon, Susannah	GBR	35.45	1:15.09	1:55.34	2:35.07
8	8	Rhodenbaugh, Kimberly	USA	35.20	1:14.54	1:54.66	2:35.51

Race-in-Review: Hiroko Nagasaki (JPN), followed closely by Anne Ottenbrite (CAN), took an early lead during the first 50 meters and touched even with Ottenbrite at 100 meters. Ottenbrite moved into first place by a halfbody-length at 150 meters with Nagasaki still in second. In the final 50 meters Ottenbrite slowed just slightly but held on to win the gold medal. Susan Rapp (USA) made a late bid for the gold medal but came up short in second place. Nagasaki (JPN) faded to fourth with Ingrid Lempereur (BEL) passing her in the final 25 meters to win the bronze medal. Ottenbrite, Rapp, Lempereur and Ute Hasse (FRG) all set national records for their countries.

Compterendu: Hiroko Nagasaki (JPN) touchait la première aux 50 mètres suivie de près par Anne Ottenbrite (CAN) et aux 100 mètres, elles touchaient ensemble. Ottenbrite prenait la première place d'une demi longueur aux 150 mètres, Nagasaki étant toujours seconde. Durant les derniers 50 mètres, Ottenbrite ralentissait légèrement mais réussissait cependant à gagner la médaille d'or. Susan Rapp (USA) effectuait une tentative tardive pour obtenir la médaille d'or, mais ne parvenait à gagner que celle d'argent. Nagasaki (JPN) ne pouvait finir que quatrième derrière Ingrid Lempereur (BEL) qu'il avait dépassée durant les 25 derniers mètres pour mériter la médaille de bronze. Ottenbrite, Rapp, Lempereur et Ute Hasse (FRG) établissaient toutes des records nationaux pour leurs pays.

Women/100 M Butterfly
Heat 1 /Aug. 02

Femmes/100 m papillon
Éliminatoire 1/02 Aout

RANK	LANE	NAME	CTRY	50 M	100 M
RANG	COUL				
1	4	Curry, Lisa	AUS	29.20	1:02.47
2	5	Takahashi, Kiyomi	JPN	29.88	1:02.79
3	3	Doig, Anna	NZL	29.46	1:03.15
4	6	Martensson, Agneta	SWE	29.67	1:03.84
5	7	Wong, Kathy	HKG	31.01	1:07.25
6	1	Pickering, Sharon	FIJ	33.80	1:11.49
	2	Rubinstein, Hadar	ISR		NP

Swimming

Women/100 M Butterfly Heat2/Aug.02 Femmes/100 m papillon Eliminatoire 2/02 Aout

RANK RANG	LANE COUL	NAME	CTRY	50 M	100 M
1	5	Van Bentum, Conny	HOL	29.01	1:02.01
2	4	Seick, Karin	FRG	29.14	1:02.21
3	3	Eriksson, Agneta	SWE	28.91	1:02.97
4	6	Cramer, Shelly	ISV	30.21	1:04.43
5	2	Wanderer, Brigitte	AUT	30.45	1:05.22
6	7	Parkes, Julie	IRL	30.94	1:06.20
7	1	Slowing-Aceituno, Karen	GUA	32.88	1:10.68

Women/100 M Butterfly Heat3/Aug.02 Femmes/100 m papillon Eliminatoire 3/02 Aout

RANK RANG	LANE COUL	NAME	CTRY	50 M	100 M
1	5	MacPherson, Michelle	CAN	29.20	1:01.57
2	6	Beyermann, Ina	FRG	29.55	1:02.36
3	4	Ise, Takemi	JPN	29.81	1:03.37
4	3	Moore, Marie	CAN	30.20	1:03.84
5	2	Lanzarotti, Roberta	ITA	30.29	1:03.88
6	7	Ghattas, Faten	TUN	31.36	1:05.91
7	1	Hafez, Nevine	EGY	33.22	1:10.45

Women/100 M Butterfly Heat4/Aug.02 Femmes/100 m papillon Eliminatoire 4/02 Aout

RANK RANG	LANE COUL	NAME	CTRY	50 M	100 M
1	4	Meagher, Mary T.	USA	28.04	59.05
2	5	Tibbits, Janet	AUS	28.85	1:01.97
3	3	Fibbens, Nicola	GBR	28.99	1:02.98
4	6	Hausladen, Sonja	AUT	29.80	1:03.20
5	2	Li, Jinlan	CHN	29.73	1:03.97
6	7	Brandes, Karin	PER	31.17	1:05.96
7	1	Morales-Masella, Blanca J	GUA	31.97	1:06.99

Women/100 M Butterfly Heat5/Aug.02 Femmes/100 m papillon Eliminatoire 5/02 Aout

RANK RANG	LANE COUL	NAME	CTRY	50 M	100 M
1	4	Johnson, Jenna	USA	27.97	59.99
2	5	Verstappen, Annemarie	HOL	28.24	1:01.50
3	3	Oserby, Ann	GBR	29.99	1:03.09
4	6	Brook, Carole	SUI	30.13	1:03.99
5	2	Quintarelli, Cristina	ITA	30.65	1:05.35
6	1	Urbina, Maria	MEX	31.37	1:06.65
7	7	Lawaetz, Jodie	ISV	31.16	1:06.82
8	8	Galassi, Daniela	SMR	34.45	1:14.36

Women/100 M Butterfly Summary/Heats/Aug.02 Femmes/100 m papillon Sommaire/eliminatoires/02Aout

The first 8 qualify for Final A (1-8)/Les 8 premiers se qualifient pour la Finale A (1-8)
The next 8 qualify for Final B (9-16)/Les 8 suivants se qualifient pour la Finale B (9-16)

RANK RANG	HEAT	LANE COUL	NAME	CTRY	50 M	100 M
1	4	4	Meagher, Mary T.	USA	28.04	59.05
2	5	4	Johnson, Jenna	USA	27.97	59.99
3	5	5	Verstappen, Annemarie	HOL	28.24	1:01.50
4	3	5	Mac Pherson, Michelle	CAN	29.20	1:01.57
5	4	5	Tibbits, Janet	AUS	28.85	1:01.97
6	2	5	Van Bentum, Conny	HOL	29.01	1:02.01
7	2	4	Seick, Karin	FRG	29.14	1:02.21
8	3	6	Beyermann, Ina	FRG	29.55	1:02.36
9	1	4	Curry, Lisa	AUS	29.20	1:02.47
10	1	5	Takahashi, Kiyomi	JPN	29.88	1:02.79
11	2	3	Eriksson, Agneta	SWE	28.91	1:02.97
12	4	3	Fibbens, Nicola	GBR	28.99	1:02.98
13	5	3	Oserby, Ann	GBR	29.99	1:03.09
14	1	3	Doig, Anna	NZL	29.46	1:03.15
15	4	6	Hausladen, Sonja	AUT	29.80	1:03.20
16	3	4	Ise, Takemi	JPN	29.81	1:03.37
17	1	6	Martensson, Agneta	SWE	29.67	1:03.84
		3	Moore, Marie	CAN	30.20	1:03.84
19	3	2	Lanzarotti, Roberta	ITA	30.29	1:03.88
20	4	2	Li, Jinlan	CHN	29.73	1:03.97
21	5	6	Brook, Carole	SUI	30.13	1:03.99
22	2	6	Cramer, Shelly	ISV	30.21	1:04.43
23	2	2	Wanderer, Brigitte	AUT	30.45	1:05.22
24	5	2	Quintarelli, Cristina	ITA	30.65	1:05.35
25	3	7	Ghattas, Faten	TUN	31.36	1:05.91
26	4	7	Brandes, Karin	PER	31.17	1:05.96
27	2	7	Parkes, Julie	IRL	30.94	1:06.20
28	5	1	Urbina, Maria	MEX	31.37	1:06.65
29	5	7	Lawaetz, Jodie	ISV	31.16	1:06.82
30	4	1	Morales-Masella, Blanca J	GUA	31.97	1:06.99
31	1	7	Wong, Kathy	HKG	31.01	1:07.25
32	3	1	Hafez, Nevine	EGY	33.22	1:10.45
33	2	1	Slowing-Aceituno, Karen	GUA	32.88	1:10.68
34	1	1	Pickering, Sharon	FIJ	33.80	1:11.49
35	5	8	Galassi, Daniela	SMR	34.45	1:14.36
		1	2	Rubinstein, Hadar	ISR	NP

Natation

Women/100 M Butterfly Final B (9-16)/Aug.02 Femmes/100 m papillon Finale b (9-16)/02 Aout

RANK RANG	LANE COUL	NAME	CTRY	50 M	100 M
1	4	Curry, Lisa	AUS	29.06	1:01.25
2	6	Fibbens, Nicola	GBR	28.91	1:01.48
3	5	Takahashi, Kiyomi	JPN	29.90	1:02.55
4	3	Eriksson, Agneta	SWE	29.16	1:02.64
5	2	Oserby, Ann	GBR	30.04	1:02.98
6	8	Ise, Takemi	JPN	30.08	1:03.33
7	1	Hausladen, Sonja	AUT	30.16	1:03.37
8	7	Doig, Anna	NZL	29.48	1:03.65

Women/100 M Butterfly Final A (1-8)/Aug.02 Femmes/100 m papillon Finale (1-8)/02Aout

RANK RANG	LANE COUL	NAME	CTRY	50 M	100 M
1	4	Meagher, Mary T.	USA	28.07	59.26
2	5	Johnson, Jenna	USA	27.47	1:00.19
3	1	Seick, Karin	FRG	28.82	1:01.36
4	3	Verstappen, Annemarie	HOL	28.49	1:01.56
5	6	Mac Pherson, Michelle	CAN	29.43	1:01.58
6	2	Tibbits, Janet	AUS	29.03	1:01.78
7	7	Van Bentum, Conny	H a	29.26	1:01.94
8	8	Beyermann, Ina	FRG	29.71	1:02.11

Race-in-Review: With a good start, Jenna Johnson (USA) took a slight lead at the beginning of the race and touched a half body-length ahead of the field at 50 meters. Mary T. Meagher (USA) was in second after 50 meters and caught Johnson with 10 meters to go. Johnson held on for the silver medal while Karin Seick (FRG) rallied for third after being fifth after 50 meters.

Compte rendu: Grace à son bon départ, Jenna Johnson (USA) menait légèrement au début de la course et touchait aux 50m avec 1/2 longueur d'avance sur ses concurrentes. Mary T. Meagher (USA) était seconde aux 50m mais dépassait Johnson à 10 mètres de la fin. Johnson tenait bon à la deuxième place tandis que Karin Seick (FRG) remontait de la cinquième à la troisième place pendant les 50 derniers mètres.

Women/200 M Butterfly Heat1/Aug.04 Femmes/200 m papillon Eliminatoire 1/04 Aout

RANK RANG	LANE COUL	NAME	CTRY	50 M	100 M	150 M	200 M
1	6	Purvis, Samantha	GBR	29.79	1:03.49	1:37.97	2:11.97
2	5	Hausladen, Sonja	AUT	30.87	1:04.66	1:38.47	2:13.50
3	3	Lanzarotti, Roberta	ITA	30.79	1:05.01	1:39.58	2:14.53
4	4	Zindler, Petra	FRG	31.11	1:05.32	1:40.26	2:15.20
5	2	Jonson, Gail	NZL	31.97	1:07.64	1:43.76	2:20.55
6	7	Doig, Anna	NZL	31.10	1:06.14	1:43.27	2:20.81
7	1	Parkes, Julie	IRL	32.14	1:07.21	1:43.54	2:20.85

Women/200 M Butterfly Heat2/Aug.04 Femmes/200 m papillon Eliminatoire 2/04 Aout

RANK RANG	LANE COUL	NAME	CTRY	50 M	100 M	150 M	200 M
1	4	Kume, Naoko	JPN	30.63	1:04.36	1:38.90	2:13.31
2	5	Tibbits, Janet	AUS	30.08	1:03.87	1:39.67	2:13.74
3	3	Oserby, Ann	GBR	30.95	1:05.48	1:40.65	2:16.31
4	6	Brook, Carole	SUI	31.50	1:07.10	1:42.68	2:18.66
5	2	Olmi, Monica	ITA	31.48	1:06.71	1:42.82	2:18.72
6	7	Wen, Lisa Ann Ban	TPE	32.17	1:07.69	1:44.12	2:21.10
7	1	Ghattas, Faten	TUN	32.45	1:08.25	1:45.68	2:22.68
	8	Hafez, Nevine	EGY				NP

Women/200 M Butterfly Heat3/Aug.04 Femmes/200 m papillon Eliminatoire 3/04 Aout

RANK RANG	LANE COUL	NAME	CTRY	50 M	100 M	150 M	200 M
1	6	Phillips, Karen	AUS	30.10	1:03.17	1:37.17	2:11.81
2	4	Hogshead, Nancy	USA	29.53	1:03.02	1:37.55	2:12.10
3	3	Takahashi, Kiyomi	JPN	30.61	1:05.16	1:39.62	2:14.37
4	5	Moore, Mane	CAN	31.18	1:05.40	1:39.80	2:14.95
5	2	Bomstad, Katrine	NOR	31.70	1:07.06	1:42.94	2:19.46
6	7	Rubinstein, Hadar	ISR	31.60	1:06.96	1:44.43	2:22.78
7	8	Chang, Hui-Chien	TPE	32.90	1:09.64	1:47.39	2:24.89
8	1	Lawaetz, Jodie	ISV	32.41	1:09.13	1:47.40	2:25.58

Women/200 M Butterfly Heat4/Aug.04 Femmes/200 m papillon Eliminatoire 4/04Aout

RANK RANG	LANE COUL	NAME	CTRY	50 M	100 M	150 M	200 M
1	4	Meagher, Mary T.	USA	29.78	1:03.02	1:37.01	2:11.48
2	5	Beyermann, Ina	FRG	30.19	1:04.23	1:38.87	2:13.26
3	3	Van Bentum, Conny	HOL	30.37	1:04.31	1:38.37	2:13.74
4	6	Horstead, Jill	CAN	30.31	1:04.46	1:39.57	2:14.88
5	2	Wanderer, Brigitte	AUT	31.32	1:07.09	1:43.98	2:21.16
6	7	Cramer, Shelly	ISV	31.81	1:07.77	1:44.38	2:22.39
7	8	Morales-Masella, Blanca J	GUA	33.24	1:10.74	1:48.44	2:25.03
	1	Brandes, Karin	PER				NP



Women/200 M Butterfly
Summary/Heats/Aug.04

Femmes/200 m papillon
Sommaire/eliminatoires/04Aout

The first 8 qualify for Final A (1-8)/Les 8 premiers se qualifient pour la Finale A (1%)
The next 8 qualify for Final B (9-16)/Les 8 suivants se qualifient pour la Finale B (9-16)

RANK	HEAT	LANE	NAME	CTRY	50 M	100 M	150 M	200 M
RANG	ELIM	COUL						
1	4	4	Meagher, MaryT.	USA	29.78	1:03.02	1:37.01	2:11.48
2	3	6	Phillips, Karen	AUS	30.10	1:03.17	1:37.17	2:11.81
3	1	6	Purvis, Samantha	GBR	29.79	1:03.49	1:37.97	2:11.97
4	3	4	Hogshead, Nancy	USA	29.53	1:03.02	1:37.55	2:12.10
5	4	5	Beyermann, Ina	FRG	30.19	1:04.23	1:38.87	2:13.26
6	2	4	Kume, Naoko	JPN	30.63	1:04.36	1:38.90	2:13.31
7	1	5	Hausladen, Sonja	AUT	30.87	1:04.66	1:38.47	2:13.50
8	4	3	VanBentum, Conny	HOL	30.37	1:04.31	1:38.37	2:13.74
9	2	5	Tibbits, Janet	AUS	30.08	1:03.87	1:39.67	2:13.74
10	3	3	Takahashi, Kiyomi	JPN	30.61	1:05.16	1:39.62	2:14.37
11	1	3	Lanzarotti, Roberta	ITA	30.79	1:05.01	1:39.58	2:14.53
12	4	6	Horstead, Jill	CAN	30.31	1:04.46	1:39.57	2:14.88
13	3	5	Moore, Marie	CAN	31.18	1:05.40	1:39.80	2:14.95
14	1	4	Zindler, Petra	FRG	31.11	1:05.32	1:40.26	2:15.20
15	2	3	Osgerby, Ann	GBR	30.95	1:05.48	1:40.65	2:16.31
16	2	6	Brook, Carole	SUI	31.50	1:07.10	1:42.68	2:18.66
17	2	2	Olmi, Monica	ITA	31.48	1:06.71	1:42.82	2:18.72
18	3	2	Bomstad, Katrine	NOR	31.70	1:07.06	1:42.94	2:19.46
19	1	2	Jonson, Gail	NZL	31.97	1:07.64	1:43.76	2:20.55
20	1	7	Doig, Anna	NZL	31.10	1:06.14	1:43.27	2:20.81
21	1	1	Parkes, Julie	IRL	32.14	1:07.21	1:43.54	2:20.85
22	2	7	Wen, Lisa Ann San	TPE	32.17	1:07.69	1:44.12	2:21.10
23	4	2	Wanderer, Brigitte	AUT	31.32	1:07.09	1:43.98	2:21.16
24	4	7	Cramer, Shelly	ISV	31.81	1:07.77	1:44.38	2:22.39
25	2	1	Ghattas, Faten	TUN	32.45	1:08.25	1:45.68	2:22.68
26	3	7	Rubinstein, Hadar	ISR	31.60	1:06.96	1:44.43	2:22.78
27	3	8	Chang, Hui-Chin	TPE	32.90	1:09.64	1:47.39	2:24.89
28	4	8	Morales-Masella, Blanca J	GUA	33.24	1:10.74	1:48.44	2:25.03
29	3	1	Lawaetz, Jodie	ISV	32.41	1:09.13	1:47.40	2:25.58
	2	8	Hafez, Nevine	EGY				NP
	4	1	Brandes, Karin	PER				NP

THE RESULT FOR THE SWIM OFF IS AS FOLLOWS/LE RESULTAT DU BARRAGE SUIT:

Van Bentum, Conny	HOL	30.88	1:04.80	1:39.32	2:13.60
Tibbits, Janet	AUS	31:01	1:05.38	1:40.87	2:15.54

Women/200 M Buttery
Final B (9-16)/Aug.04

Femmes/200 m papillon
Finale b (9-16)/04 Aout

RANK	LANE	NAME	CTRY	50 M	100 M	150 M	200 M
RANG	COUL						
1	3	Horstead, Jill	CAN	30.82	1:04.72	1:39.24	2:13.49
2	5	Lanzarotti, Roberta	ITA	31.06	1:05.10	1:40.23	2:14.54
3	6	Moore, Marie	CAN	31.11	1:05.36	1:40.30	2:14.96
4	4	Takahashi, Kiyomi	JPN	30.68	1:04.64	1:40.45	2:16.27
5	8	Olmi, Monica	ITA	31.41	1:06.34	1:41.68	2:16.47
6	2	Zindler, Petra	FRG	30.97	1:05.51	1:40.86	2:16.50
7	1	Brook, Carole	SUI	31.42	1:06.23	1:41.70	2:16.74
8	7	Osgerby, Ann	GBR	30.94	1:05.81	1:42.33	2:19.10

Women/200 M Butterfly
Final A(1-8)/Aug.04

Femmes/200 m papillon
Finale a (1-8)/04 Aout

RANK	LANE	NAME	CTRY	50 M	100 M	150 M	200 M
RANG	COUL						
1	4	Meagher, MaryT.	USA	29.30	1:01.00	1:34.08	2:06.90
2	5	Phillips, Karen	AUS	29.85	1:02.64	1:36.70	2:10.56
3	2	Beyermann, Ina	FRG	30.42	1:03.47	1:38.03	2:11.91
4	6	Hogshead, Nancy	USA	29.64	1:02.93	1:36.59	2:11.98
5	3	Purvis, Samantha	GBR	30.00	1:03.88	1:38.42	2:12.33
6	7	Kume, Naoko	JPN	30.19	1:03.43	1:37.88	2:12.57
7	1	Hausladen, Sonja	AUT	31.00	1:04.93	1:39.78	2:15.38
8	8	VanBentum, Conny	HOL	30.67	1:06.14	1:42.06	2:17.39

Race-in-Review: Mary T. Meagher (USA) led from start-to-finish in winning the gold medal and bettering the Olympic record by nearly four seconds. The race for the silver medal began with Nancy Hogshead (USA) leading Karen Phillips (AUS) by 8 half body-length at 50 meters. At 100 meters, Phillips led Hogshead by a similar margin and then Hogshead moved back into second at 150 meters. Down the homestretch Phillips surged back into second to win the silver medal. In the final few meters, Ina Beyermann (FRG) nipped Hogshead for third. Phillips' time was an Australian national record while Beyermann established a new Federal Republic of Germany mark.

Comperendu: Mary T Meagher (USA) menait cette course du debut a la fin et gagnait la medaille d'or en ameliorant le record olympique de pres de quatre secondes. La course pour la medaille d'argent commençait: Nancy Hogshead (USA) menait d'abord aux 50m devant Karen Phillips (AUS) avec une 1/2 longueur d'avance. Aux 100 m, Phillips devançait Hogshead d'une distance semblable et Hogshead revenait ensuite à la deuxième place aux 150 m. Dans la dernière longueur de bassin, Phillips produisait son effort pour revenir à la deuxième place et gagner la médaille d'argent. Dans les derniers mètres, Ina Beyermann (FRG) battait Hogshead pour la troisième place. Le temps de Phillips constituait un record d'Australie tandis que Beyermann établissait un nouveau record pour la République Fédérale d'Allemagne.

Women/200 M Individual Medley
Heat1/Aug.03

Femmes/200 m quatre nages
Eliminatoire1/03Aout

RANK	LANE	NAME	CTRY	50 M	100 M	150 M	200 M
RANG	COUL						
1	5	Pielke, Christiane	FRG	30.26	1:06.17	1:47.33	2:19.17
2	4	MacPherson, Miiheile	CAN	30.39	1:06.19	1:49.10	2:20.68
3	3	Bensimon, Laurence	FRA	31.64	1:08.33	1:50.85	2:24.34
4	6	Stanley, Gaynor	GBR	31.40	1:09.00	1:51.36	2:24.94
5	2	Jonson, Gail	NZL	31.72	1:08.23	1:51.80	2:25.00
6	7	Ghattas, Faten	TUN	32.39	1:11.07	1:56.92	2:29.77
7	1	Pickering, Sharon	FIJ	34.23	1:13.07	1:59.81	2:34.77

Women/200 M Individual Medley
Heat2/Aug.03

Femmes/200 m quatre nages
Eliminatoire2/03Aout

RANK	LANE	NAME	CTRY	50 M	100 M	150 M	200 M
RANG	COUL						
1	4	Curry, Lisa	AUS	30.38	1:06.72	1:47.64	2:20.57
2	5	Dozzo, Alison	CAN	30.83	1:06.88	1:48.12	2:20.85
3	6	Philppson, Anette	SWE	31.50	1:06.88	1:48.81	2:21.70
4	3	Long, Zara	GBR	31.23	1:09.93	1:51.36	2:23.89
5	2	Wanderer, Brigiie	AUT	30.55	1:08.17	1:52.76	2:26.85
6	7	Yan, Hong	CHN	31.55	1:09.12	1:53.96	2:27.95
7	1	Flink, Lotta	HKG	32.18	1:09.81	1:56.41	2:31.70

Women/200 M Individual Medley
Heat 3/Aug. 03

Femmes/200 m quatre nages
Eliminatoire 3/03 Aout

RANK	LANE	NAME	CTRY	50 M	100 M	150 M	200 M
RANG	COUL						
1	4	Hogshead, Nancy	USA	29.22	1:03.85	1:45.01	2:16.29
2	5	Pearson, Michele	AUS	30.20	1:05.05	1:46.04	2:17.46
3	3	DallaValle, Manuela	ITA	31.01	1:07.62	1:46.17	2:20.50
4	6	Sihvonen, Maarit	FIN	30.88	1:06.83	1:48.03	2:21.05
5	1	Chow, Helen	MAL	31.45	1:09.72	1:54.68	2:29.25
6	7	Brandes, Karin	PER	31.87	1:08.00	1:55.48	2:29.87
	2	Persi, Silvia	ITA				NP
	8	Silva Berrutti, Rosa Mari	URU				NP

Women/200 M Individual Medley
Heat4/Aug.03

Femmes/200 m quatre nages
Eliminatoire 4/03 Aout

RANK	LANE	NAME	CTRY	50 M	100 M	150 M	200 M
RANG	COUL						
1	4	Caulkins, Tracy	USA	29.16	1:03.04	1:42.22	2:14.47
2	3	Bomstad, Katrine	NOR	30.72	1:06.75	1:47.83	2:19.88
3	5	Zindler, Petra	FRG	30.69	1:05.90	1:47.93	2:20.05
4	8	Pauwels, Sabine	BEL	31.92	1:07.22	1:50.73	2:22.86
5	6	Kardum, Maria	SWE	31.91	1:07.59	1:49.95	2:22.87
6	7	Koshimizu, Hideka	JPN	30.66	1:07.74	1:50.38	2:22.38
7	1	Morales-Masella, Blanca J	GUA	33.21	1:13.40	2:03.25	2:38.16
	2	Leirvaag, Beda	NOR				NP

Women/200 M Individual Medley
Summary/Heats/Aug.03

Femmes/200 m quatre nages
Sommaire/eliminatoires/03Aout

The first 8 qualify for Final A (1-8)/Les 8 premiers se qualifient pour la Finale A (1%)
The next 8 qualify for Final B (9-16)/Les 8 suivants se qualifient pour la Finale B (9-16)

RANK	HEAT	LANE	NAME	CTRY	50 M	100 M	150 M	200 M
RANG	ELIM	COUL						
1	4	4	Caulkins, Tracy	USA	29.16	1:03.04	1:42.22	2:14.47
2	3	4	Hogshead, Nancy	USA	29.22	1:03.85	1:45.01	2:16.29
3	3	5	Pearson, Michele	AUS	30.20	1:05.05	1:46.04	2:17.46
4	1	5	Pielke, Christiane	FRG	30.26	1:06.17	1:47.33	2:19.17
5	4	3	Bomstad, Katrine	NOR	30.72	1:06.75	1:47.83	2:19.88
6	4	5	Zindler, Petra	FRG	30.69	1:05.90	1:47.93	2:20.05
7	3	3	Dalla Valle, Manuela	ITA	31.01	1:07.62	1:46.17	2:20.50
8	2	4	Curry, Lisa	AUS	30.38	1:06.72	1:47.64	2:20.57
9	1	4	MacPherson, Michelle	CAN	30.39	1:06.19	1:49.10	2:20.68
10	2	5	Dozzo, Alison	CAN	30.83	1:06.88	1:48.12	2:20.85
11	3	6	Sihvonen, Maarit	FIN	30.88	1:06.83	1:48.03	2:21.05
12	2	6	Philppson, Anette	SWE	31.50	1:06.88	1:48.81	2:21.70
13	4	8	Pauwels, Sabine	BEL	31.92	1:07.22	1:50.73	2:22.86
14	4	6	Kardum, Maria	SWE	31.91	1:07.59	1:49.95	2:22.87
15	4	7	Koshimizu, Hideka	JPN	30.66	1:07.74	1:50.38	2:22.38
16	2	3	Long, Zara	GBR	31.23	1:09.93	1:51.36	2:23.89
17	1	3	Bensimon, Laurence	FRA	31.64	1:08.33	1:50.85	2:24.34
18	1	6	Stanley, Gaynor	GBR	31.40	1:09.00	1:51.36	2:24.94
19	1	2	Jonson, Gail	NZL	31.72	1:08.23	1:51.80	2:25.00
20	2	2	Wanderer, Brigitte	AUT	30.55	1:08.17	1:52.76	2:26.85
21	2	7	Yan, Hong	CHN	31.55	1:09.12	1:53.96	2:27.95
22	3	1	Chow, Helen	MAL	31.45	1:09.72	1:54.68	2:29.25
23	1	7	Ghattas, Faten	TUN	32.39	1:11.07	1:56.92	2:29.77
24	3	7	Brandes, Karin	PER	31.87	1:08.00	1:55.48	2:29.87
25	2	1	Flink, Lotta	HKG	32.18	1:09.81	1:56.41	2:31.70
26	1	1	Pickering, Sharon	FIJ	34.23	1:13.07	1:59.81	2:34.77
27	4	1	Morales-Masella, Blanca J	GUA	33.21	1:13.40	2:03.25	2:38.16
	3	2	Persi, Silvia	ITA				NP
	3	8	Silva Berrutti, Rosa Mari	URU				NP
	4	2	Leirvaag, Beda	NOR				NP

Women/200 M Individual Medley
Final B(9-16)/Aug.03

Femmes/200 m quatre nages
Finale b (9-16)/03 Aout

RANK	LANE	NAME	CTRY	50 M	100 M	150 M	200 M
RANG	COUL						
1	3	Sihvonen, Maarit	FIN	30.99	1:06.59	1:46.98	2:19.27
2	4</						

Swimming

Natation

Women/200 M Individual Medley Final A (1-8)/Aug. 03

Femmes/200 m quatre nages Finale a (1-8)/03 Aout

RANK RANG	LANE COUL	NAME	CTRY	50 M	100 M	150 M	200 M
1	4	Caulkins, Tracy	USA	29.39	1:02.49	1:41.44	2:12.64 OR
2	5	Hogshead, Nancy	USA	29.22	1:03.66	1:44.01	2:15.17
3	3	Pearson, Michele	AUS	30.04	1:04.38	1:44.75	2:15.92
4	8	Curry, Lisa	AUS	29.92	1:05.55	1:45.51	2:16.75
5	6	Pielke, Christiane	FRG	29.56	1:05.24	1:45.81	2:17.82
6	1	Dalla Valle, Manuela	ITA	31.46	1:07.69	1:47.23	2:19.69
7	7	Zindler, Petra	FRG	30.71	1:06.19	1:47.90	2:19.86
8	2	Bomstad, Katrine	NOR	30.65	1:06.41	1:48.17	2:20.48

Race-in-Review: Tracy Caulkins (USA) was out first but Nancy Hogshead (USA) caught her at 50 meters and touched first after the butterfly leg. However Caulkins passed heron the backstroke leg and touched a half body-length ahead of her at the 100-meter turn. Caulkins continued to increase her lead the remainder of the race winning by nearly two body-lengths over Hogshead. Caulkins set an Olympic record while Michele Pearson (AUS) set an Australian record.

Compte rendu: Tracy Caulkins (USA) était en tête après le départ, mais Nancy Hogshead (USA) la rattrapait aux 50m et touchait la première après le relais de papillon. Cependant Caulkins la dépassait durant le relais de dos et touchait avec 1/2 longueur d'avance au virage des 100m. Durant le reste de la course, Caulkins continuait d'accroître son avance, gagnant avec près de deux longueurs d'avance sur Hogshead. Caulkins établissait un record olympique tandis que Michele Pearson (AUS) établissait un record d'Australie.

Women/400 M Individual Medley Heat 1/July 29

Femmes/400 m quatre nages Éliminatoire 1/29 Juil

RANK RANG	LANE COUL	NAME	CTRY	100 M	200 M	300 M	400 M
1	4	Zindler, Petra	FRG	1:06.17	2:19.61	3:46.13	4:52.49
2	5	McGinnis, Donna	CAN	1:05.91	2:22.24	3:48.09	4:53.30
3	3	Stanley, Gaynor	GBR	1:06.81	2:24.19	3:47.93	4:53.70
4	6	Kraft, Sofia	SWE	1:09.27	2:23.46	3:47.29	4:55.10
5	2	Koshimizu, Hideka	JPN	1:06.31	2:24.68	3:51.09	4:59.18
	7	Leirvaag, Beda	NOR				NP

Women/400 M Individual Medley Heat 2/July 29

Femmes/400 m quatre nages Éliminatoire 2/29 Juil

RANK RANG	LANE COUL	NAME	CTRY	100 M	200 M	300 M	400 M
1	4	Heon, Susan	USA	1:06.93	2:19.09	3:45.18	4:51.32
2	3	Gingras, Nathalie	CAN	1:06.25	2:18.48	3:46.44	4:51.77
3	5	Bomstad, Katrine	NOR	1:07.18	2:20.79	3:45.67	4:52.74
4	2	Hausladen, Sonja	AUT	1:07.55	2:23.53	3:50.38	4:58.68
5	6	Patrascoiu, Aneta	ROM	1:08.82	2:22.92	3:55.87	5:03.97
6	7	Bayer, Monika	AUT	1:10.23	2:26.98	3:56.85	5:05.61
7	1	Brandes, Karin	PER	1:09.96	2:25.94	4:00.92	5:11.92

Women/400 M Individual Medley Heat 3/July 29

Femmes/400 m quatre nages Éliminatoire 3/29 Juil

RANK RANG	LANE COUL	NAME	CTRY	100 M	200 M	300 M	400 M
1	4	Caulkins, Tracy	USA	1:03.31	2:14.20	3:37.44	4:44.42
2	5	Landells, Suzanne	AUS	1:07.24	2:22.23	3:47.49	4:54.13
3	6	Felotti, Roberta	ITA	1:07.64	2:23.05	3:47.37	4:54.14
4	7	Phillips, Karen	AUS	1:03.88	2:17.12	3:47.87	4:54.28
5	3	Hardcastle, Sarah	GBR	1:08.09	2:22.84	3:49.68	4:55.78
6	2	Jonson, Gail	NZL	1:06.56	2:22.21	3:51.36	4:59.92
	1	Ghattas, Faten	TUN				NP

Women/400 M Individual Medley Summary/Heats/July 29

Femmes/400 m quatre nages Sommaire/éliminatoires/29 Juil

*The first 8 qualify for Final A (1-8)/Les 8 premiers se qualifient pour la Finale A (1-8)
The next 8 qualify for Final B (9-16)/Les 8 suivants se qualifient pour la Finale B (9-16)*

RANK RANG	HEAT	LANE COUL	NAME	CTRY	100 M	200 M	300 M	400 M
1	3	4	Caulkins, Tracy	USA	1:03.31	2:14.20	3:37.44	4:44.42
2	2	4	Heon, Susan	USA	1:06.93	2:19.09	3:45.18	4:51.32
3	2	3	Gingras, Nathalie	CAN	1:06.25	2:18.48	3:46.44	4:51.77
4	1	4	Zindler, Petra	FRG	1:06.17	2:19.61	3:46.13	4:52.49
5	2	5	Bomstad, Katrine	NOR	1:07.18	2:20.79	3:45.67	4:52.74
6	1	5	McGinnis, Donna	CAN	1:05.91	2:22.24	3:48.09	4:53.30
7	1	3	Stanley, Gaynor	GBR	1:06.81	2:24.19	3:47.93	4:53.70
8	3	5	Landells, Suzanne	AUS	1:07.24	2:22.23	3:47.49	4:54.13
9	3	6	Felotti, Roberta	ITA	1:07.64	2:23.05	3:47.37	4:54.14
10	3	7	Phillips, Karen	AUS	1:03.88	2:17.12	3:47.87	4:54.28
11	1	6	Kraft, Sofia	SWE	1:09.27	2:23.46	3:47.29	4:55.10
12	3	3	Hardcastle, Sarah	GBR	1:08.09	2:22.84	3:49.68	4:55.78
13	2	2	Hausladen, Sonja	AUT	1:07.55	2:23.53	3:50.38	4:58.68
14	1	2	Koshimizu, Hideka	JPN	1:06.31	2:24.68	3:51.09	4:59.18
15	3	2	Jonson, Gail	NZL	1:06.56	2:22.21	3:51.36	4:59.92
16	2	6	Patrascoiu, Aneta	ROM	1:08.82	2:22.92	3:55.87	5:03.97
17	2	7	Bayer, Monika	AUT	1:10.23	2:26.98	3:56.85	5:05.61
18	2	1	Brandes, Karin	PER	1:09.96	2:25.94	4:00.92	5:11.92
	1	7	Leirvaag, Beda	NOR				NP
	3	1	Ghattas, Faten	TUN				NP

Women/400 M Individual Medley Final B (9-16)/July29

Femmes/400 m quatre nages Finale b (9-16)/29 Juil

RANK RANG	LANE COUL	NAME	CTRY	100 M	200 M	300 M	400 M
1	6	Hardcastle, Sarah	GBR	1:07.59	2:21.03	3:46.57	4:51.55
2	3	Kraft, Sofia	SWE	1:09.97	2:23.12	3:46.39	4:53.25
3	5	Phillips, Karen	AUS	1:03.76	2:17.48	3:46.62	4:53.37
4	4	Felotti, Roberta	ITA	1:07.77	2:24.18	3:50.46	4:57.74
5	2	Hausladen, Sonja	AUT	1:07.76	2:24.49	3:50.96	4:57.78
6	7	Koshimizu, Hideka	JPN	1:06.04	2:24.23	3:50.62	4:58.02
7	1	Jonson, Gail	NZL	1:07.04	2:23.35	3:51.41	4:58.40
8	8	Patrascoiu, Aneta	ROM	1:09.60	2:23.48	3:56.24	5:05.53

Women/400 M Individual Medley Final A (1-8)/July29

Femmes/400 m quatre nages Finale a (1-8)/29 Juil

RANK RANG	LANE COUL	NAME	CTRY	100 M	200 M	300 M	400 M
1	4	Caulkins, Tracy	USA	1:03.63	2:13.91	3:34.81	4:39.24
2	8	Landells, Suzanne	AUS	1:06.28	2:19.47	3:43.41	4:48.30
3	6	Zindler, Petra	FRG	1:06.31	2:20.32	3:44.00	4:48.57
4	5	Heon, Susan	USA	1:06.54	2:18.94	3:44.18	4:49.41
5	3	Gingras, Nathalie	CAN	1:05.69	2:18.66	3:46.05	4:50.55
6	7	McGinnis, Donna	CAN	1:06.77	2:22.58	3:45.81	4:50.65
7	1	Stanley, Gaynor	GBR	1:06.04	2:23.36	3:46.88	4:52.83
8	2	Bomstad, Katrine	NOR	1:04.96	2:20.20	3:45.37	4:53.28

Race-in-Review: Tracy Caulkins (USA) immediately took the lead and was a body-length ahead of the field after 50 meters. She increased that lead to almost two body-lengths over Katrine Bomstad (NOR) and Nathalie Gingras (CAN) at the end of the first leg. At 200 meters, Caulkins was clearly ahead of the field with Gingras moving into second and Susan Heon (USA) taking over third. Caulkins finished strong winning by nearly 15 meters. Suzanne Landells (AUS) and Petra Zindler (FRG) won the silver and bronze medals, respectively, overtaking Heon and Gingras at the 300-meter mark.

Compte rendu: Tracy Caulkins (USA) prenait immédiatement la tête et possédait une longueur d'avance sur toutes les concurrentes aux 50m. Elle accroissait son avance jusqu'à près de deux longueurs sur Katrine Bomstad (NOR) et Nathalie Gingras (CAN) à la fin de la première relais. Aux 200m, Caulkins était nettement en tête devant Gingras qui était maintenant seconde et Susan Heon (USA) troisième. Caulkins finissait très fort, gagnant de près de 15 mètres. Suzanne Landells (AUS) et Petra Zindler (FRG) gagnaient respectivement les médailles d'argent et de bronze, après avoir toutes deux dépassé Gingras aux 300m.

Women/4X100 M Medley Relay Heat 1/Aug. 03

Femmes/4x100 m relais quatre nages Éliminatoire 1/03 Aout

RANK RANG	LANE COUL	CTRY	NAME	100 M	TOTAL
1	5	CAN	Abdo, Reema Ottenbrite, Anne MacPherson, Michelle Rai, Pamela	1:04.97 2:16.69 3:19.00 4:15.70	4:15.70
2	3	SWE	Eriksson, Anna-Karin Hakansson, Eva-Marie Eriksson, Agneta Kardum, Maria	1:05.33 2:17.54 3:19.77 4:17.65	4:17.65
3	6	ITA	Carosi, Manuela Dalla Valle, Manuela Lanzarotti, Roberta Persi, Silvia	1:05.08 2:16.88 3:20.44 4:17.90	4:17.90
4	2	SUI	Gysling, Eva Bruehlhart, Patricia Brook, Carole Armentero, Marie-Th.	1:05.80 2:18.47 3:22.20 4:20.55	4:20.55
5	7	CHN	Guo, Huaying Liang, Weifen Li, Jinlan Ding, Jilian	1:09.92 2:24.75 3:28.13 4:27.39	4:27.39
6	1	HKG	Flink, Lotta Chow, Lai Yee Wong, Kathy Ng, Fenella	1:09.78 2:29.23 3:35.93 4:38.62	4:38.62
4	HOL		DeRover, Jolanda Van Staveren, Petra Verstappen, Annemarie Reijers, Desi	1:03.73 2:14.31 3:14.92	DQ



Women/4X100 M Medley Relay
Heat 2/Aug. 03

Femmes/4x100 m relais quatre nages
Eliminatoire 2/03 Aout

RANK RANG	LANE COUL	CTRY PAYS	NAME	100 M	TOTAL
1	4	USA	Mitchell, Betsy Rapp, Susan Johnson, Jenna Steinseifer, Carrie	1:02.56 2:14.05 3:13.42 4:09.23	4:09.23
2	5	FRG	Schlicht, Svenja Hasse, Ute Beyermann, Ina Seick, Karin	1:03.55 2:15.27 3:17.18 4:13.58	4:13.58
3	2	GBR	Rose, Beverley Hill, Jean Fibbens, Nicola Croft, June	1:04.81 2:18.04 3:20.07 4:16.83	4:16.83
4	3	JPN	Sekido, Naomi Nagasaki, Hiroko Kume, Naoko Yanase, Kaori	1:05.86 2:17.90 3:19.64 4:17.59	4:17.59
	6	AUS	Moore, Audrey Douglas, Dimity Curry, Lisa Russel, Angela	1:04.61 2:16.77 3:19.46	DQ
	7	MEX	Rivera, Teresa Guido, Sara Urbina, Maria Kohlmann, Patricia	1:06.39 2:21.36 3:28.11	DQ

Women/4X100 M Medley Relay
Summary/Heats/Aug. 03

Femmes/4x100 m relais quatre nages
Sommaire/eliminatoires/03 Aout

The first 8 qualify for the final/Les 8 premiers se qualifient pour la finale

RANK RANG	HEAT ELIM	LANE COUL	CTRY PAYS	NAME	100 M	TOTAL
1	2	4	USA	Mitchell, Betsy Rapp, Susan Johnson, Jenna Steinseifer, Carrie	1:02.56 2:14.05 3:13.42 4:09.23	4:09.23
2	2	5	FRG	Schlicht, Svenja Hasse, Ute Beyermann, Ina Seick, Karin	1:03.55 2:15.27 3:17.18 4:13.58	4:13.58
3	1	5	CAN	Abdo, Reema Ottenbrite, Anne Mac Pherson, Michelle Rai, Pamela	1:04.97 2:16.69 3:19.00 4:15.70	4:15.70
4	2	2	GBR	Rose, Beverley Hill, Jean Fibbens, Nicola Croft, June	1:04.81 2:18.04 3:20.07 4:16.83	4:16.83
5	2	3	JPN	Sekido, Naomi Nagasaki, Hiroko Kume, Naoko Yanase, Kaori	1:05.86 2:17.90 3:19.64 4:17.59	4:17.59
5	1	3	SWE	Eriksson, Anna-Karin Hakansson, Eva-Marie Eriksson, Agneta Kardum, Maria	1:05.33 2:17.54 3:19.77 4:17.65	4:17.65
7	1	6	ITA	Carosi, Manuela Dalla Valle, Manuela Lanzarotti, Roberta Persi, Silvia	1:05.08 2:16.88 3:20.44 4:17.90	4:17.90
8	1	2	SUI	Gysling, Eva Bruehlhart, Patricia Brook, Carole Armentero, Marie-Th.	1:05.80 2:18.47 3:22.20 4:20.55	4:20.55
9	1	7	CHN	Guo, Huaying Liang, Weifen Li, Jinlian Ding, Jilian	1:09.92 2:24.75 3:28.13 4:27.39	4:27.39
10	1	1	HKG	Flink, Lotta Chow, Lai Yee Wong, Kathy Ng, Fenella	1:09.78 2:29.23 3:35.93 4:38.62	4:38.62
	1	4	HOL	De Rover, Jolanda Van Staveren, Petra Verstappen, Annemarie Reijers, Desi	1:03.73 2:14.31 3:14.92	DQ
	2	6	AUS	Moore, Audrey Douglas, Dimity Curry, Lisa Russel, Angela	1:04.61 2:16.77 3:19.46	DQ
	2	7	MEX	Rivera, Teresa Guido, Sara Urbina, Maria Kohlmann, Patricia	1:06.39 2:21.36 3:28.11	DQ

Women/4X100 M Medley Relay
Final/Aug. 03

Femmes/4x100 m relais quatre nages
Finale/03 Aout

RANK RANG	LANE COUL	CTRY PAYS	NAME	100 M	TOTAL
1	4	USA	Andrews, Theresa Caulkins, Tracy Meagher, Mary T. Hogshead, Nancy	1:04.00 2:15.03 3:13.07 4:08.34	4:08.34
2	5	FRG	Schlicht, Svenja Hasse, Ute Beyermann, Ina Seick, Karin	1:03.20 2:14.69 3:15.96 4:11.97	4:11.97
3	3	CAN	Abdo, Reema Ottenbrite, Anne Mac Pherson, Michelle Rai, Pamela	1:04.19 2:15.06 3:16.34 4:12.98	4:12.98
4	6	GBR	Rose, Beverley Hill, Jean Fibbens, Nicola Croft, June	1:04.14 2:16.14 3:17.97 4:14.05	4:14.05
5	1	ITA	Carosi, Manuela Dalla Valle, Manuela Lanzarotti, Roberta Persi, Silvia	1:05.48 2:16.80 3:20.30 4:17.40	4:17.40
6	8	SUI	Gysling, Eva Bruehlhart, Patricia Brook, Carole Armentero, Marie-Th.	1:05.61 2:18.20 3:21.27 4:19.02	4:19.02
	2	JPN	Sekido, Naomi Nagasaki, Hiroko Kume, Naoko Yanase, Kaori	1:05.67 2:17.76	DQ
	7	SWE	Eriksson, Anna-Karin Hakansson, Eva-Marie Eriksson, Agneta Kardum, Maria	1:05.70	DQ

Race-in-Review: Great Britain's Beverley Rose got the best start off the blocks followed closely by Theresa Andrews of the United States. Svenja Schlicht (FRG) swam a strong second half of her leg to put the Federal Republic of Germany in the lead after 100 meters, just ahead of the United States. The lead went back and forth between FRG and USA over the next 100 meters with the FRG leading at the 200-meter mark. However on the third leg, Mary T. Meagher (USA) opened a two body-length lead over FRG while Canada passed Great Britain for third. On the final leg, the United States increased its lead by five meters to win the gold medal over the Federal Republic of Germany and Canada, both of which set national records.
Compte rendu: La Britannique Beverley Rose était la plus rapide au départ, suivie de près par Theresa Andrews (USA). Svenja Schlicht (FRG) effectuait une excellente deuxième partie de ce premier relais et permettait à la République Fédérale d'Allemagne de mener aux 100m, juste devant les Etats-Unis. Durant les 100m suivants, la République Fédérale d'Allemagne et les Etats-Unis prenaient tour à tour la tête, mais c'est l'Allemagne qui menait aux 200m. Toute fois, durant le troisième relais, Mary T. Meagher (USA) prenait une avance de deux longueurs sur la République Fédérale d'Allemagne, tandis que le Canada dépassait la Grande-Bretagne pour la place de troisième. Dans le dernier relais, les Etats-Unis se constituaient un écart de 5 mètres pour gagner la médaille d'or devant la République Fédérale d'Allemagne et le Canada qui établissaient tous deux des records nationaux.

Women/4X100 M Freestyle Relay
Heat 1/July 31

Femmes/4x100 m relais nage libre
Eliminatoire 1/31 Juil

RANK RANG	LANE COUL	CTRY PAYS	NAME	100 M	TOTAL
1	4	FRG	Zscherpe, Iris Schuster, Susanne Pielke, Christiane Seick, Karin	57.04 1:53.64 2:50.44 3:46.49	3:46.49
2	6	AUS	Curry, Lisa Russel, Angela Tibbits, Janet Pearson, Michele	57.79 1:54.90 2:53.06 3:49.61	3:49.61
3	5	SWE	Kardum, Maria Eriksson, Agneta Hilder, Petra Rundgren, Malin	58.32 1:55.24 2:53.42 3:52.27	3:52.27
4	3	FRA	Kamoun, Sophie Amoric, Carole Bensimon, Laurence Tardin, Veronique	58.40 1:56.14 2:54.88 3:52.67	3:52.67
5	2	MEX	Kohlmann, Patricia Rivera, Teresa Fuentes, Rosa Huerta, Irma	58.58 1:57.59 2:58.39 3:58.31	3:58.31
6	7	HKG	Wong, Kathy Ng, Fenella Flink, Lotta Chow, Lai Yee	1:00.67 2:03.18 3:06.79 4:12.63	4:12.63

Swimming

Natation

Women/4X100 M Freestyle Relay Heat 2/July 31				Femmes/4x100 m relais nage libre Eliminatoire 2/31 Juil	
RANK RANG	LANE COUL	CTRY NAME	100 M	TOTAL	
1	4	USA Torres, Dara Sterkel, Jill Johnson, Jenna Wayte, Mary	56.88 1:52.30 2:47.93 3:43.56	3:43.56	
2	5	HOL Verstappen, Annemarie Voskes, Elles Reijers, Desi Velsen Van, Wilma	56.30 1:53.28 2:50.08 3:47.65	3:47.65	
3	3	CAN Kerr, Jane New, Maureen Mc Arton, Cheryl Klimpel, Carol	57.82 1:55.48 2:52.96 3:50.40	3:50.40	
4	6	GBR Cripps, Annabelle Fibbens, Nicola Gore, Debra Croft, June	58.67 1:55.91 2:54.41 3:51.47	3:51.47	
5	7	ITA Olmi, Monica Persi, Silvia Colombo, Grazia Dalla Valle, Manuela	59.02 1:56.04 2:54.44 3:52.89	3:52.89	
6	2	JPN Sakurai, Junko Nakamori, Chikako Saito, Miki Yanase, Kaori	59.18 1:57.33 2:56.31 3:54.68	3:54.68	

Women/4X100 M Freestyle Relay Summary/Heats/July 31				Femmes/4x100 m relais nage libre Sommaire/éliminatoires/31 Juil	
--	--	--	--	--	--

The first 8 qualify for the final/Les 8 premiers se qualifient pour la finale

RANK RANG	HEAT ELIM	LANE COUL	CTRY NAME	100 M	TOTAL
1	2	4	USA Torres, Dara Sterkel, Jill Johnson, Jenna Wayte, Mary	56.88 1:52.30 2:47.93 3:43.56	3:43.56
2	1	4	FRG Zscherpe, Iris Schuster, Susanne Pielke, Christiane Seick, Karin	57.04 1:53.64 2:50.44 3:46.49	3:46.49
3	2	5	HOL Verstappen, Annemarie Voskes, Elles Reijers, Desi Velsen Van, Wilma	56.30 1:53.28 2:50.08 3:47.65	3:47.65
4	1	6	AUS Curry, Lisa Russel, Angela Tibbits, Janet Pearson, Michele	57.79 1:54.90 2:53.06 3:49.61	3:49.61
5	2	3	CAN Kerr, Jane New, Maureen Mc Arton, Cheryl Klimpel, Carol	57.82 1:55.48 2:52.96 3:50.40	3:50.40
6	2	6	GBR Cripps, Annabelle Fibbens, Nicola Gore, Debra Croft, June	58.67 1:55.91 2:54.41 3:51.47	3:51.47
7	1	5	SWE Kardum, Maria Eriksson, Agneta Hilder, Petra Rundgren, Malin	58.32 1:55.24 2:53.42 3:52.27	3:52.27
8	1	3	FRA Kamoun, Sophie Amoric, Carole Bensimon, Laurence Tardan, Veronique	58.40 1:56.14 2:54.88 3:52.67	3:52.67
9	2	7	ITA Olmi, Monica Persi, Silvia Colombo, Grazia Dalla Valle, Manuela	59.02 1:56.04 2:54.44 3:52.89	3:52.89
10	2	2	JPN Sakura, Junko Nakamori, Chikako Saito, Miki Yanase, Kaori	59.18 1:57.33 2:56.31 3:54.68	3:54.68
11	1	2	MEX Kohlmann, Patricia Rivera, Teresa Fuentes, Rosa Huerta, Irma	58.58 1:57.59 2:58.39 3:58.31	3:58.31
12	1	7	HKG Wong, Kathy Ng, Fenella Flink, Lotta Chow, Lai Yee	1:00.67 2:03.18 3:06.79 4:12.63	4:12.63

Women/4X100 M Freestyle Relay Final/July 31				Femmes/4x100 m relais nage libre Finale/31 Juil	
RANK RANG	LANE COUL	CTRY NAME	100 M	TOTAL	
1	4	USA Johnson, Jenna Steinseifer, Carrie Torres, Dara Hogshead, Nancy	56.46 1:52.33 2:48.25 3:43.43	3:43.43	
2	3	HOL Verstappen, Annemarie Voskes, Elles Reijers, Desi Van Bentum, Conny	55.94 1:52.71 2:48.33 3:44.40	3:44.40	
3	5	FRG Zscherpe, Iris Schuster, Susanne Pielke, Christiane Seick, Karin	57.26 1:53.58 2:49.82 3:45.56	3:45.56	
4	6	AUS Pearson, Michele Russel, Angela Mc Vann, Anna Curry, Lisa	56.51 1:53.48 2:51.74 3:47.79	3:47.79	
5	2	CAN Rai, Pamela Klimpel, Carol Mc Arton, Cheryl Kerr, Jane	57.70 1:55.17 2:52.69 3:49.50	3:49.50	
6	7	GBR Croft, June Fibbens, Nicola Gore, Debra Cripps, Annabelle	57.49 1:54.82 2:52.06 3:50.12	3:50.12	
7	1	SWE Kardum, Maria Eriksson, Agneta Hilder, Petra Furuhed, Karin	57.93 1:55.12 2:53.02 3:51.24	3:51.24	
8	8	FRA Amoric, Carole Kamoun, Sophie Tardin, Veronique Bensimon, Laurence	58.58 1:55.82 2:53.65 3:52.15	3:52.15	

Race-in-Review: Jenna Johnson (USA) took the early lead with Annemarie Verstappen (HOL) right behind her. Verstappen moved close to the lead at 75 meters and touched first ahead of Johnson at the 100-meter mark. Carrie Steinseifer (USA) regained the lead for the United States after 200 meters, slipping past Holland's Elles Voskes. Holland's Desi Reijers put the Dutch back into contention after 300 meters, as she pulled nearly even with Dara Torres (USA). On the anchor leg, Nancy Hogshead (USA) maintained the United States' lead but had a poor turn after her first 50 meters which allowed Conny Van Bentum (HOL) to close the gap. Hogshead, however, pulled away down the stretch to win by a body-length. The United States, Holland, Federal Republic of Germany, Australia and Great Britain all set national records.

Compte rendu: Jenna Johnson (USA) était la plus rapide au départ et devançait Annemarie Verstappen (HOL) de très peu. Celle-ci se rapprochait encore aux 75 mètres et touchait avant Johnson à la fin du premier relais. Carrie Steinseifer (USA) passait la Néerlandaise Elles Voskes et, aux 200 mètres, prenait la tête pour son équipe. Au cours du troisième relais, la Néerlandaise effectuait une telle course que son équipe était alors presque à égalité avec celle des Etats-Unis. Dans le dernier relais, Nancy Hogshead (USA) conservait la tête mais elle effectuait un mauvais virage aux 50m, ce qui permettait à Conny Van Bentum (HOL) de regagner le terrain perdu. Hogshead parvenait toutefois à se détacher durant la dernière longueur de bassin pour gagner d'une longueur. Les équipes des Etats-Unis, des Pays-Bas, de la République Fédérale d'Allemagne et de la Grande-Bretagne établissaient toutes des records nationaux.

Men/100 M Freestyle Heat 1/July 31				Hommes/100 m nage libre Eliminatoire 1/31 Juil	
RANK RANG	LANE COUL	NAME	CTRY	50 M	100 M
1	4	Mestre Sosa, Alberto	VEN	24.55	50.99
2	3	Easter, Paul	GBR	25.39	51.83
3	5	Pilhatsch, Alexander	AUT	24.97	52.25
4	6	Li, Khai Kam	HKG	25.99	53.48
5	2	Oon, Jin-Gee	SIN	25.98	54.17
6	7	Jonsson, Ingi	ISL	26.49	56.31
7	1	Kantari, Rami	LIE	29.36	1:01.96

Men/100 M Freestyle Heat 2/July 31				Hommes/100 m nage libre Eliminatoire 2/31 Juil	
RANK RANG	LANE COUL	NAME	CTRY	50 M	100 M
1	3	Korthals, Dirk	FRG	25.22	51.02
2	4	Volery, Stefan	SUI	24.31	51.24
3	5	Mortensen, Franz	DEN	24.91	52.22
4	6	Sumida, Satoshi	JPN	25.50	53.83
5	7	Wilson, William	PHI	26.35	54.63
6	2	Kroon, Evert Johan	AHO	26.87	55.20
7	1	Sayegh, Percy	LTB	29.43	01.88

Men/100 M Freestyle Heat 3/July 31				Hommes/100 m nage libre Eliminatoire 3/31 Juil	
RANK RANG	LANE COUL	NAME	CTRY	50 M	100 M
1	4	Caron, Stephan	FRA	25.06	51.13
2	3	Ang, Peng-Siong	SIN	24.59	51.66
3	5	Delgado, Cyro	BRA	25.31	51.74
4	6	Portela, Antonio	PUR	25.46	52.47
5	2	Woods, Hilton	AHO	25.23	53.92
6	7	Roskopf, Erik	ISV	26.07	54.80
7	1	Leal-Castillo, Rodrigo	GUA	27.53	56.80

**Men/100 M Freestyle
Heat 4/July 31****Hommes/100 m nage libre
Eliminatoire 4/31 Juil**

RANK RANG	LANE COUL	NAME	CTRY	50 M	100 M
1	4	Delany, Michael	AUS	24.45	51.22
2	3	Lowe, David	GBR	24.60	51.68
3	5	Menezes, Ronald	BRA	24.78	52.49
4	2	Miao, Michael	TPE	25.31	52.76
5	6	Ogata, Shigeo	JPN	25.86	52.96
6	7	Woolard, Collier	ISV	26.17	55.67
7	1	Degenhart, Ernesto-Jose	GUA	26.49	57.20

**Men/100 M Freestyle
Heat 5/July 31****Hommes/100 m nage libre
Eliminatoire 5/31 Juil**

RANK RANG	LANE COUL	NAME	CTRY	50 M	100 M
1	3	Johansson, Per	SWE	24.36	50.57
2	5	Hicken, Blair	CAN	24.81	52.74
3	6	Mulat	CHN	25.37	52.82
4	4	Nonage, D. Sean	BAH	25.21	53.66
5	2	Attaroglu, Gokhan Ali	TUR	25.98	54.22
6	7	Said, Ahmed	EGY	26.68	55.01
7	1	Tupou, Samuela	FIJ	26.59	55.85
8	8	Torres, Rodolfo	HON	29.25	1:00.92

**Men/100 M Freestyle
Heat 6/July 31****Hommes/100 m nage libre
Eliminatoire 6/31 Juil**

RANK RANG	LANE COUL	NAME	CTRY	50 M	100 M
1	4	Stockwell, Mark	AUS	24.00	50.27
2	3	Halsall, Dano	SUI	24.12	50.91
3	5	Rohde, Peter	DEN	24.84	51.40
4	6	Estrada, Ramiro	MEX	25.38	52.07
5	2	Ozun, Sadri Kemal	TUR	25.43	53.39
6	7	Nesty, Anthony	SUR	26.05	54.99
7	1	Alassaf, Khaled	KUW	27.08	56.91
8	8	Chivavele, Domingos	MOZ	29.21	1:01.35

**Men/100 M Freestyle
Heat 7/July 31****Hommes/100 m nage libre
Eliminatoire 7/31 Juil**

RANK RANG	LANE COUL	NAME	CTRY	50 M	100 M
1	5	Kroes, Hans	HOL	25.17	51.19
2	4	Canales, Fernando	PUR	24.97	51.75
3	3	Schowitzka, Alexander	FRG	25.19	51.78
4	2	Rodriguez, Fernando	PER	26.07	54.61
5	7	Sanchez, Cesar	MEX	26.31	54.94
6	6	Scarlett, Gordon	JAM	26.57	55.34
7	1	Adorno, Jean-Luc	MON	27.20	56.38
8	8	Ncala, Trevor	SMZ	27.36	58.22

**Men/100 M Freestyle
Heat 8/July 31****Hommes/100 m nage libre
Eliminatoire 8/31 Juil**

RANK RANG	LANE COUL	NAME	CTRY	50 M	100 M
1		Gaines, Ambrose	USA	24.53	50.41
2		Schlingemann, Edsard	HOL	25.06	51.33
3		Rampazzo, Fabrizio	ITA	24.79	51.71
4		Colombo, Marco	ITA	24.95	52.34
5		Ferrari, Fabian R.	ARG	26.20	53.69
6		Niode, Lukman	INA	25.46	54.10
7		Sorby, Warren	FIJ	27.16	56.75
8		Bader, Hamad	BRN	27.30	58.16

**Men/100 M Freestyle
Heat 9/July 31****Hommes/100 m nage libre
Eliminatoire 9/31 Juil**

RANK RANG	LANE COUL	NAME	CTRY	50 M	100 M
1	4	Heath, Michael	USA	24.61	50.39
2	5	Leidstrom, Thomas	SWE	24.57	51.19
3	3	Churchill, David	CAN	25.22	51.85
4	2	Shen, Jianqiang	CHN	26.07	52.84
5	7	Youssef, Mohamed	EGY	25.54	53.19
6	6	Marks, Deryck	JAN	25.97	54.63
7	8	Piva, Michele	SMR	27.78	59.26
8	1	Mulumba, Daniel	UGA	28.90	1:07.86

**Men/100 M Freestyle
Summary/Heats/July 31****Hommes/100 m nage libre
Sommaire/eliminatoires/31 Juil**

*The first 8 qualify for Final A (1-8)/Les 8 premiers se qualifient pour la Finale A (1-8)
The next 8 qualify for Final (9-16)/Les 8 suivants se qualifient pour la Finale B (9-16)*

RANK RANG	HEAT ELIM	LANE COUL	NAME	CTRY	50 M	100 M
1	6	4	Stockwell, Mark	AUS	24.00	50.27
2	9	4	Heath, Michael	USA	24.61	50.39
3	8	4	Gaines, Ambrose	USA	24.53	50.41
4	5	3	Johansson, Per	SWE	24.36	50.57
5	6	3	Halsall, Dano	SUI	24.12	50.91
6	1	4	Mestre Sosa, Alberto	VEN	24.55	50.99
7	2	3	Korthals, Dirk	FRG	25.22	51.02
8	3	4	Caron, Stephan	FRA	25.06	51.13
9	9	5	Leidstrom, Thomas	SWE	24.57	51.19
	7	5	Kroes, Hans	HOL	25.17	51.19
11	4	4	Delany, Michael	AUS	24.45	51.22
12	2	4	Volery, Stefan	SUI	24.31	51.24
13	8	3	Schlingemann, Edsard	HOL	25.06	51.33
14	6	5	Rohde, Peter	DEN	24.84	51.40
15	3	3	Ang, Peng-Siong	SIN	24.59	51.66
16	4	3	Lowe, David	GBR	24.60	51.68
17	8	5	Rampazzo, Fabrizio	ITA	24.79	51.71
18	3	5	Delgado, Cyro	BRA	25.31	51.74
19	7	4	Canales, Fernando	PUR	24.97	51.75
20	7	3	Schowitzka, Alexander	FRG	25.19	51.78
21	1	3	Easter, Paul	GBR	25.39	51.83
22	9	3	Churchill, David	CAN	25.22	51.85
23	6	6	Estrada, Ramiro	MEX	25.38	52.07
24	2	5	Mortensen, Franz	DEN	24.91	52.22
25	1	5	Pilhatsch, Alexander	AUT	24.97	52.25
26	8	6	Colombo, Marco	ITA	24.95	52.34
27	3	6	Portela, Antonio	PUR	25.46	52.47
28	4	5	Menezes, Ronald	BRA	24.78	52.49
29	5	5	Hicken, Blair	CAN	24.81	52.74
30	4	2	Miao, Michael	TPE	25.31	52.76
31	5	6	Mulat	CHN	25.37	52.82
32	9	2	Shen, Jianqiang	CHN	26.07	52.84
33	4	6	Ogata, Shigeo	JPN	25.86	52.96
34	9	7	Youssef, Mohamed	EGY	25.54	53.19
35	6	2	Ozun, Sadri Kemal	TUR	25.43	53.39
36	1	6	Li, Khai Kam	HKG	25.99	53.48
37	5	4	Nottage, D. Sean	BAH	25.21	53.66
38	8	2	Ferrari, Fabian R.	ARG	26.20	53.69
39	2	6	Sumida, Satoshi	JPN	25.50	53.83
40	3	2	Woods, Hilton	AHO	25.23	53.92
41	8	7	Niode, Lukman	INA	25.46	54.10
42	1	2	Oon, Jin-Gee	SIN	25.98	54.17
43	5	2	Attaroglu, Gokhan Ali	TUR	25.98	54.22
44	7	2	Rodriguez, Fernando	PER	26.07	54.61
45	9	6	Marks, Deryck	JAN	25.97	54.63
	2	7	Wilson, William	PHI	26.35	54.63
47	3	7	Roskopf, Erik	ISV	26.07	54.80
48	7	7	Sanchez, Cesar	MEX	26.31	54.94
49	6	7	Nesty, Anthony	SUR	26.05	54.99
50	5	7	Said, Ahmed	EGY	26.68	55.01
51	2	2	Kroon, Evert Johan	AHO	26.87	55.20
52	7	6	Scarlett, Gordon	JAM	26.57	55.34
53	4	7	Woolard, Collier	ISV	26.17	55.67
54	5	1	Tupou, Samuela	FIJ	26.59	55.85
55	1	7	Jonsson, Ingi	ISL	26.49	56.31
56	7	1	Adorno, Jean-Luc	MON	27.20	56.38
57	8	1	Sorby, Warren	FIJ	27.16	56.75
58	3	1	Leal-Castillo, Rodrigo	GUA	27.53	56.80
59	6	1	Alassaf, Khaled	KUW	27.08	56.91
60	4	1	Degenhart, Ernesto-Jose	GUA	26.49	57.20
61	8	8	Bader, Hamad	BRN	27.30	58.16
62	7	8	Ncala, Trevor	SMZ	27.36	58.22
63	9	8	Piva, Michele	SMR	27.78	59.26
64	5	8	Torres, Rodolfo	HON	29.25	1:00.92
65	6	8	Chivavele, Domingos	MOZ	29.21	1:01.35
66	2	1	Sayegh, Percy	LIB	29.43	1:01.88
67	1	1	Kantari, Rami	LIB	29.36	1:01.96
68	9	1	Mulumba, Daniel	UGA	28.90	1:07.86

**Men/100 M Freestyle
Final B (S-16)/July 31****Hommes/100 m nage libre
Finale b (9-16)/31 Juil**

RANK RANG	LANE COUL	NAME	CTRY	50 M	100 M
1	7	Ang, Peng-Siong	SIN	24.38	51.09
2	3	Volery, Stefan	SUI	24.67	51.42
3	1	Lowe, David	GBR	24.94	51.48
4	8	Rampazzo, Fabrizio	ITA	24.98	51.56
5	4	Kroes, Hans	HOL	25.47	51.64
	5	Leidstrom, Thomas	SWE	25.11	51.64
7	6	Schlingemann, Edsard	HOL	25.10	51.74
8	2	Rohde, Peter	DEN	24.89	51.98

Swimming

Men/100 M Freestyle Final A (1-8)/July 31

RANK RANG	LANE COUL	NAME	CTRY	50 M	100 M
1	3	Gaines, Ambrose	USA	24.01	49.80 OR
2	4	Stockwell, Mark	AUS	24.15	50.24
3	6	Johansson, Per	SWE	24.47	50.31
4	5	Heath, Michael	USA	24.55	50.41
5	2	Halsall, Dano	SUI	24.48	50.50
6	7	Mestre Sosa, Alberto	VEN	24.28	50.70
8	8	Caron, Stephan	FRA	24.77	50.70
	1	Korthals, Dirk	FRG	25.12	50.93

Race-in-Review: Ambrose Gaines (USA) touched first at 50 meters and led the rest of the way. He maintained a half body-length lead over Mark Stockwell (AUS) and Per Johansson (SWE) the final 50 meters. After a late start, Michael Heath (USA) came from behind to finish fourth. Gaines' time set an Olympic record while Stockwell's mark was an Australian record. Dano Halsall (SUI) set a Swiss national record while Alberto Mestre (VEN) and Stephan Caron (FRA) established Venezuelan and French records, respectively. Compte rendu: Ambrose Gaines (USA) touchait le premier aux 50m et menait pendant tout le reste de la course. Il maintenait une avance d'1/2 longueur sur Mark Stockwell (AUS) et Per Johansson (SWE) pendant les 50 derniers mètres. Après un départ lent, Michael Heath (USA) remontait et réssissait à finir 4ème. Le temps réalisé par Gaines constituait un nouveau record olympique tandis que celui de Stockwell constituait un record d'Australie. Dano Halsall (SUI) établissait un record national pour la Suisse, tandis qu'Alberto Mestre (VEN) et Stéphan Caron (FRA) établissaient chacun des records nationaux pour leurs pays.

Men/200 M Freestyle Heat 1/July 29

RANK RANG	LANE COUL	NAME	CTRY	50 M	100 M	150 M	200 M
1	5	Dale, Peter	AUS	26.33	54.02	1:22.57	1:51.42
2	4	Szmidt, Peter	CAN	26.75	55.40	1:24.27	1:52.48
3	6	Mortensen, Franz	DEN	26.44	54.73	1:23.93	1:54.09
4	2	Volery, Stefan	SUI	26.23	55.00	1:24.76	1:54.19
5	7	Miao, Michael	TPE	27.13	56.35	1:26.43	1:55.01
6	3	Petric, Darjan	YUG	27.73	56.90	1:26.42	1:55.68
7	1	Leal-Castillo, Rodrigo	GUA	27.96	58.27	1:31.96	2:05.96
8	8	Piro, Juan Jose	HON	28.83	1:01.10	1:35.94	2:12.51

Men/200 M Freestyle Heat 2/July 29

RANK RANG	LANE COUL	NAME	CTRY	50 M	100 M	150 M	200 M
1	3	Easter, Paul	GBR	26.61	54.86	1:23.75	1:51.80
2	5	Kroes, Hans	HOL	26.22	54.88	1:23.99	1:52.37
3	8	Delgado, Cyro	BRA	26.15	54.60	1:24.10	1:53.22
4	4	Revelli, Paolo	ITA	26.37	54.77	1:24.23	1:53.46
5	6	Ogata, Shigeo	JPN	27.15	55.92	1:25.76	1:55.97
6	2	Jacot, Thierry	SUI	26.98	56.13	1:26.49	1:56.54
7	7	Nottage, D. Sean	BAH	26.99	56.88	1:27.36	1:57.54
8	1	Tupou, Samuela	FIJ	27.99	58.45	1:29.70	2:02.22

Men/200 M Freestyle Heat 3/July 29

RANK RANG	LANE COUL	NAME	CTRY	50 M	100 M	150 M	200 M
1	4	Mestre Sosa, Alberta	VEN	25.68	53.36	1:21.91	1:50.73
2	5	Astbury, Andrew	GBR	26.77	54.93	1:23.18	1:52.01
3	3	Fernandes, Jorge Luiz	BRA	26.65	55.11	1:24.01	1:53.03
4	6	Miralpeix, Javier	ESP	26.70	55.23	1:24.96	1:55.25
5	2	Attaroglu, Gokhan Ali	TUR	27.39	56.20	1:26.32	1:55.92
6	7	Wilson, William	PHI	27.08	56.35	1:26.48	1:57.18
7	1	Ng, Wing Hon	HKG	28.41	58.90	1:31.22	2:03.66
8	8	Ncala, Trevor	SMR	27.82	59.76	1:37.14	2:15.30

Men/200 M Freestyle Heat 4/July 29

RANK RANG	LANE COUL	NAME	CTRY	50 M	100 M	150 M	200 M
1	4	Fahmer, Thomas	FRG	26.51	54.31	1:22.45	1:50.00
2	5	Holmertz, Anders	S K	27.07	55.04	1:23.82	1:51.70
3	3	Baumann, Alex	CAN	26.89	55.39	1:23.86	1:51.76
4	7	Sanchez, Cesar	MEX	27.11	56.02	1:25.84	1:55.82
5	2	Romo, Carlos	MEX	27.34	56.59	1:27.41	1:58.77
6	6	Ferraro, Fabian R.	ARG	28.01	57.81	1:28.43	1:59.39
7	1	Roskopf, Erik	ISV	27.43	57.87	1:30.29	2:02.04
8	8	Piva, Michele	SMR	29.99	1:03.18	1:39.15	2:15.39

Men/200 M Freestyle Heat 5/July 29

RANK RANG	LANE COUL	NAME	CTRY	50 M	100 M	150 M	200 M
1	4	Float, Jeffrey	USA	26.47	54.49	1:22.72	1:50.95
2	3	Drost, Frank	HOL	26.44	54.78	1:23.12	1:51.32
3	6	Vallejo, Juan Carlos	ESP	26.37	55.01	1:23.97	1:51.97
4	5	Lemberg, Justin	AUS	26.77	55.00	1:23.73	1:52.73
5	2	Davidson, Michael	NZL	27.63	56.80	1:26.71	1:56.20
6	7	Kroon, Evert Johan	AHO	27.05	56.76	1:27.07	1:57.05
7	1	Jonsson, Ingi	ISL	28.54	58.98	1:30.42	2:02.23
8	8	Sayegh, Percy	LIB	30.81	1:04.89	1:42.82	2:20.76

Natation

Men/200 M Freestyle Heat 6/July 29

RANK RANG	LANE COUL	NAME	CTRY	50 M	100 M	150 M	200 M
1	4	Heath, Michael	USA	26.31	53.83	1:21.74	1:49.87
2	5	Leidstrom, Thomas	SWE	26.42	54.82	1:23.17	1:51.76
3	3	Scanavino, Carlos	URU	26.80	55.08	1:23.85	1:52.70
4	2	Mosse, Anthony	NZL	27.20	56.06	1:25.39	1:54.12
5	6	Francois Carezis, Jean Ma	VEN	26.94	55.31	1:24.57	1:55.28
6	7	Newkirk, Scott	ISV	27.58	56.83	1:27.10	1:57.74
7	1	Tsang, Yi Ming	HKG	28.17	58.93	1:31.36	2:03.11
8	8	Kantari, Rami	LIB	30.37	1:06.49	1:45.55	2:25.43

Men/200 M Freestyle Heat 7/July 29

RANK RANG	LANE COUL	NAME	CTRY	50 M	100 M	150 M	200 M
1	4	Gross, Michael	FRG	25.12	52.10	1:19.95	1:48.03 OR
2	5	Dell'Uomo, Marco	ITA	26.52	54.80	1:23.50	1:51.67
3	3	Petric, Borut	YUG	26.49	54.62	1:23.43	1:52.74
4	2	Sakamoto, Hiroshi	JPN	26.93	56.15	1:25.58	1:54.71
5	7	Shen, Jianqiang	CHN	27.10	56.51	1:26.51	1:56.08
6	6	Canales, Fernando	PUR	25.94	54.91	1:25.92	1:56.60
7	1	Youssef, Mohamed	EGY	26.72	56.67	1:27.62	1:59.71
8	8	Granados, Roberto	GUA	27.89	59.07	1:32.07	2:05.21

Men/200 M Freestyle Summary/Heats/July 29

*The first 8 qualify for Final A (1-8)/Les 8 premiers se qualifient pour la Finale A (1-8)
The next qualify for Final B (9-16)/Les 8 suivants se qualifient pour la Finale B (9-16)*

RANK RANG	HEAT ELIM	LANE COUL	NAME	CTRY	50 M	100 M	150 M	200 M
1	7	4	Gross, Michael	FRG	25.12	52.10	1:19.95	1:48.03 OR
2	6	4	Heath, Michael	USA	26.31	53.83	1:21.74	1:49.87
3	4	4	Fahmer, Thomas	FRG	26.51	54.31	1:22.45	1:50.00
4	3	4	Mestre Sosa, Alberto	VEN	25.68	53.36	1:21.91	1:50.73
5	5	4	Float, Jeffrey	USA	26.47	54.49	1:22.72	1:50.95
6	5	3	Drost, Frank	HOL	26.44	54.78	1:23.12	1:51.32
7	1	5	Dale, Peter	AUS	26.33	54.02	1:22.57	1:51.42
8	7	5	Dell'Uomo, Marco	ITA	26.52	54.80	1:23.50	1:51.67
9	4	5	Holmertz, Anders	SWE	27.07	55.04	1:23.82	1:51.70
10	4	3	Baumann, Alex	CAN	26.89	55.39	1:23.86	1:51.76
		6	Leidstrom, Thomas	SWE	26.42	54.82	1:23.17	1:51.76
12	2	3	Easter, Paul	GBR	26.61	54.86	1:23.75	1:51.80
13	5	6	Vallejo, Juan Carlos	ESP	26.37	55.01	1:23.97	1:51.97
14	3	5	Astbury, Andrew	GBR	26.77	54.93	1:23.18	1:52.01
15	2	5	Kroes, Hans	HOL	26.22	54.88	1:23.99	1:52.37
16	1	4	Szmidt, Peter	CAN	26.75	55.40	1:24.27	1:52.48
17	6	3	Scanavino, Carlos	URU	26.80	55.08	1:23.85	1:52.70
18	5	5	Lemberg, Justin	AUS	26.77	55.00	1:23.73	1:52.73
19	7	3	Petric, Borut	YUG	26.49	54.62	1:23.43	1:52.74
20	3	3	Fernandes, Jorge Luiz	BRA	26.65	55.11	1:24.01	1:53.03
21	2	8	Delgado, Cyro	BRA	26.15	54.60	1:24.10	1:53.22
22	2	4	Revelli, Paolo	ITA	26.37	54.77	1:24.23	1:53.46
23	1	6	Mortensen, Franz	DEN	26.44	54.73	1:23.93	1:54.09
24	6	2	Mosse, Anthony	NZL	27.20	56.06	1:25.39	1:54.12
25	1	2	Volery, Stefan	SUI	26.23	55.00	1:24.76	1:54.19
26	7	2	Sakamoto, Hiroshi	JPN	26.93	56.15	1:25.58	1:54.71
27	1	7	Miao, Michael	TPE	27.13	56.35	1:26.43	1:55.01
28	3	6	Miralpeix, Javier	ESP	26.70	55.23	1:24.96	1:55.25
29	6	6	Francois Carezis, Jean Ma	VEN	26.94	55.31	1:24.57	1:55.28
30	1	3	Petric, Darjan	YUG	27.73	56.90	1:26.42	1:55.68
31	4	7	Sanchez, Cesar	MEX	27.11	56.02	1:25.84	1:55.82
32	3	2	Attaroglu, Gokhan Ali	TUR	27.39	56.20	1:26.32	1:55.92
33	2	6	Ogata, Shigeo	JPN	27.15	55.92	1:25.76	1:55.97
34	7	7	Shen, Jianqiang	CHN	27.10	56.51	1:26.51	1:56.08
35	5	2	Davidson, Michael	NZL	27.63	56.80	1:26.71	1:56.20
36	2	2	Jacot, Thierry	SUI	26.98	56.13	1:26.49	1:56.54
37	7	6	Canales, Fernando	PUR	25.94	54.91	1:25.92	1:56.60
38	5	7	Kroon, Evert Johan	AHO	27.05	56.76	1:27.07	1:57.05
39	3	7	Wilson, William	PHI	27.08	56.35	1:26.48	1:57.18
40	2	7	Nottage, D. Sean	BAH	26.99	56.88	1:27.36	1:57.54
41	6	7	Newkirk, Scott	ISV	27.58	56.83	1:27.10	1:57.74
42	4	2	Romo, Carlos	MEX	27.34	56.59	1:27.41	1:58.77
43	4	6	Ferrari, Fabian R.	ARG	28.01	57.81	1:28.43	1:59.39
44	7	1	Youssef, Mohamed	EGY	26.72	56.67	1:27.62	1:59.71
45	4	1	Roskopf, Erik	ISV	27.43	57.87	1:30.29	2:02.04
46	2	1	Tupou, Samuela	FIJ	27.99	58.45	1:29.70	2:02.22
47	5	1	Jonsson, Ingi	ISL	28.54	58.98	1:30.42	2:02.23
48	6	1	Tsang, Yi Ming	HKG	28.17	58.93	1:31.36	2:03.11
49	3	1	Ng, Wing Hon	HKG	28.41	58.90	1:31.22	2:03.66
50	7	8	Granados, Roberto	GUA	27.89	59.07	1:32.07	2:05.21
51	1	1	Leal-Castillo, Rodrigo	GUA	27.96			

**Men/200 M Freestyle
Final A (1-8)/July 29****Hommes/200 m nage libre
Finale a (1-8)/29 Juil**

RANK	LANE	NAME	CTRY	50 M	100 M	150 M	200 M
RANG	COUL						
1	4	Gross, Michael	FRG	25.70	53.14	1:20.27	1:47.44 ^{OR}
2	5	Heath, Michael	USA	25.83	53.96	1:21.41	1:49.10
3	3	Fahmer, Thomas	FRG	26.38	54.90	1:22.86	1:49.69
4	2	Float, Jeffrey	USA	26.30	54.21	1:22.23	1:50.18
5	6	Mestre Sosa, Alberto	VEN	25.72	53.67	1:22.28	1:50.23
6	7	Drost, Frank	HOL	26.17	54.22	1:23.13	1:51.62
7	8	Dell'Uomo, Marco	ITA	26.49	54.68	1:23.83	1:52.20
8	1	Dale, Peter	AUS	26.63	54.68	1:23.67	1:53.84

Race-in-Review: Michael Gross (FRG) led from start to finish. After the first 100 meters, Alberto Mestre (VEN) was in second followed by Michael Heath (USA) in third. After 150 meters, Gross led the field by two body-lengths and Heath moved into second. Gross finished strong to break his own world record beating Heath by nearly three body-lengths. Thomas Fahmer (FRG) came from fifth place to win a three-way battle for third.

Compte rendu: Michael Gross (FRG) menait du début à la fin. Après les cent premiers mètres, Alberto Mestre (VEN) était second suivi de Michael Heath (USA). Aux 150m Gross menait de deux longueurs et Heath remontait en 2ème place. Gross finissait très fort pour battre son propre record du monde, devançant Heath de presque 3 longueurs. Thomas Fahmer (FRG) remontait de la 5ème à la 3ème place pour gagner la médaille de bronze.

**Men/400 M Freestyle
Heat 1/Aug. 02****Hommes/400 m nage libre
Eliminatoire 1/02 Aout**

RANK	LANE	NAME	CTRY	100 M	200 M	300 M	400 M
RANG	COUL						
1	4	Pfeiffer, Stefan	FRG	57.65	1:57.54	2:56.21	3:53.41
2	5	Dell'Uomo, Marco	ITA	57.04	1:56.25	2:56.38	3:55.00
3	3	Escalas, Juan Enrique	ESP	57.99	1:58.02	2:57.07	3:55.93
4	6	Holmertz, Anders	SWE	59.56	2:01.23	3:01.20	4:03.07
5	7	Mortensen, Franz	DEN	58.88	2:01.40	3:05.10	4:09.80
6	2	Newkirk, Scott	ISV	1:00.82	2:04.17	3:08.70	4:12.60
7	1	Wu, Ming-Hsun	TPE	1:01.23	2:05.21	3:09.57	4:13.11

**Men/400 M Freestyle
Heat 2/Aug. 02****Hommes/400 m nage libre
Eliminatoire 2/02 Aout**

RANK	LANE	NAME	CTRY	100 M	200 M	300 M	400 M
RANG	COUL						
1	4	Lemberg, Justin	AUS	57.37	1:56.82	2:55.48	3:53.89
2	3	Petric, Borut	YUG	57.73	1:57.20	2:56.65	3:56.07
3	5	Juca, Marcelo	BRA	58.36	1:58.37	2:58.66	3:57.43
4	6	Shemilt, David	CAN	58.86	1:58.75	2:58.71	3:58.43
5	7	Van De Weghe, Marc	BEL	58.37	1:58.83	2:59.59	4:00.01
6	2	Ogata, Shigeo	JPN	58.51	1:58.96	3:00.67	4:02.97
7	1	Nakkas, Ahmet	TUR	1:00.40	2:04.37	3:10.46	4:16.49

**Men/400 M Freestyle
Heat B/Aug. 02****Hommes/400 m nage libre
Eliminatoire 3/02 Aout**

RANK	LANE	NAME	CTRY	100 M	200 M	300 M	400 M
RANG	COUL						
1	4	Fahmer, Thomas	FRG	57.60	1:57.84	2:57.85	3:55.26
2	6	Szmidt, Peter	CAN	57.49	1:57.98	2:57.76	3:55.65
3	5	Scanavino, Carlos	URU	57.37	1:58.13	2:57.88	3:55.92
4	3	Astbury, Andrew	GBR	57.40	1:57.43	2:58.17	3:58.41
5	2	Grillhammar, Anders	SWE	57.99	1:58.64	2:59.62	4:00.26
6	7	Lecot, Alejandro M.	ARG	1:00.05	2:01.72	3:04.03	4:05.74
7	1	Wilson, William	PHI	59.36	2:01.31	3:03.74	4:06.86

**Men/400 M Freestyle
Heat 4/Aug. 02****Hommes/400 m nage libre
Eliminatoire 4/02 Aout**

RANK	LANE	NAME	CTRY	100 M	200 M	300 M	400 M
RANG	COUL						
1	4	Mykkanen, John	USA	58.14	1:57.21	2:55.76	3:53.43
2	5	Petric, Darjan	YUG	57.42	1:56.82	2:56.50	3:54.39
3	3	McKeon, Ronald	AUS	57.69	1:57.05	2:56.39	3:55.06
4	6	Davidson, Michael	NZL	57.93	1:57.41	2:57.60	3:57.88
5	2	Francois Carezis, Jean Ma	VEN	58.95	1:58.93	2:59.83	4:03.08
6	1	Attaroglu, Gokhan Ali	TUR	59.02	2:01.13	3:04.35	4:07.07
7	8	Bolling, Julian	SRI	03.03	2:10.07	3:17.42	4:23.42
7		Ferrari, Fabian R.	ARG				NP

**Men/400 M Freestyle
Heat 5/Aug. 02****Hommes/400 m nage libre
Eliminatoire 5/02 Aout**

RANK	LANE	NAME	CTRY	100 M	200 M	300 M	400 M
RANG	COUL						
1	4	Dicarlo, George	USA	56.38	1:55.50	2:54.80	3:53.44
2	3	Iacono, Franck	FRA	56.64	1:55.92	2:55.29	3:55.07
3	6	Grandi, Stefano	ITA	57.71	1:57.35	2:57.46	3:56.23
4	5	Borgstrom, Arne	NOR	56.93	1:56.24	2:56.47	3:57.88
5	2	Howe, Paul	GBR	57.59	1:58.94	3:01.84	4:04.07
6	1	Okuno, Keisuke	JPN	57.91	1:59.68	3:02.81	4:06.31
7	7	Kroon, Evert Johan	AHO	1:00.10	2:03.94	3:08.49	4:11.97
8	8	Lin, Chun-Hong	TPE	1:00.68	2:06.01	3:13.56	4:20.65

**Men/400 M Freestyle
Summary/Heats/Aug. 02****Hommes/400 m nage libre
Sommaire/éliminatoires/02 Aout**

*The first 8 qualify for Final A (1-8)/Les 8 premiers se qualifient pour la Finale A (1-8)
The next 8 qualify for Final B (9-16)/Les 8 suivants se qualifient pour la Finale B (9-16)*

RANK	HEAT	LANE	NAME	CTRY	100 M	200 M	300 M	400 M
RANG	ELIM	COUL						
1	1	4	Pfeiffer, Stefan	FRG	57.65	1:57.54	2:56.21	3:53.41
2	4	4	Mykkanen, John	USA	58.14	1:57.21	2:55.76	3:53.43
3	5	4	Dicarlo, George	USA	56.38	1:55.50	2:54.80	3:53.44
4	2	4	Lemberg, Justin	AUS	57.37	1:56.82	2:55.48	3:53.89
5	4	5	Petric, Darjan	YUG	57.42	1:56.82	2:56.50	3:54.39
6	1	5	Dell'Uomo, Marco	ITA	57.04	1:56.25	2:56.38	3:55.00
7	4	3	McKeon, Ronald	AUS	57.69	1:57.05	2:56.39	3:55.06
8	5	3	Iacono, Franck	FRA	56.64	1:55.92	2:55.29	3:55.07
9	3	4	Fahmer, Thomas	FRG	57.60	1:57.84	2:57.85	3:55.26
10	3	6	Szmidt, Peter	CAN	57.49	1:57.98	2:57.76	3:55.65
11	3	5	Scanavino, Carlos	URU	57.37	1:58.13	2:57.88	3:55.92
12	1	3	Escalas, Juan Enrique	ESP	57.99	1:58.02	2:57.07	3:55.93
13	2	3	Petric, Borut	YUG	57.73	1:57.20	2:56.65	3:56.07
14	5	6	Grandi, Stefano	ITA	57.71	1:57.35	2:57.46	3:56.23
15	2	5	Juca, Marcelo	BRA	58.36	1:58.37	2:58.66	3:57.43
16	4	6	Davidson, Michael	NZL	57.93	1:57.41	2:57.60	3:57.88
5	5		Borgstrom, Arne	NOR	56.93	1:56.24	2:56.47	3:57.88
18	3	3	Astbury, Andrew	GBR	57.40	1:57.43	2:58.17	3:58.41
19	2	6	Shemilt, David	CAN	58.86	1:58.75	2:58.71	3:58.43
20	2	7	Van De Weghe, Marc	BEL	58.37	1:58.83	2:59.59	4:00.01
21	3	2	Grillhammar, Anders	SWE	57.99	1:58.64	2:59.62	4:00.26
22	2	2	Ogata, Shigeo	JPN	58.51	1:58.96	3:00.67	4:02.97
23	1	6	Holmertz, Anders	SWE	59.56	2:01.23	3:01.20	4:03.07
24	4	2	Francois Carezis, Jean Ma	VEN	58.95	1:58.93	2:59.83	4:03.08
25	5	2	Howe, Paul	GBR	57.59	1:58.94	3:01.84	4:04.07
26	3	7	Lecot, Alejandro M.	ARG	1:00.05	2:01.72	3:04.03	4:05.74
27	5	1	Okuno, Keisuke	JPN	57.91	1:59.68	3:02.81	4:06.31
28	3	1	Wilson, William	PHI	59.36	2:01.31	3:03.74	4:06.86
29	4	1	Attaroglu, Gokhan Ali	TUR	59.02	2:01.13	3:04.35	4:07.07
30	1	7	Mortensen, Franz	DEN	58.88	2:01.40	3:05.10	4:09.80
31	5	7	Kroon, Evert Johan	AHO	1:00.10	2:03.94	3:08.49	4:11.97
32	1	2	Newkirk, Scott	ISV	1:00.82	2:04.17	3:08.70	4:12.60
33	1	1	Wu, Ming-Hsun	TPE	1:01.23	2:05.21	3:09.57	4:13.11
34	2	1	Nakkas, Ahmet	TUR	1:00.40	2:04.37	3:10.46	4:16.49
35	5	8	Lin, Chun-Hong	TPE	1:00.68	2:06.01	3:13.56	4:20.65
36	4	8	Bolling, Julian	SRI	1:03.03	2:10.07	3:17.42	4:23.42
4	7		Ferrari, Fabian R.	ARG				NP

THERE WILL BE NO SWIM OFF FOR 16TH PLACE/IL N'Y AURA PAS DE BARRAGE POUR 16EME PLACE

**Men/400 M Freestyle
Final B (9-16)/Aug. 02****Hommes/400 m nage libre
Finale b (9-16)/02 Aout**

RANK	LANE	NAME	CTRY	100 M	200 M	300 M	400 M
RANG	COUL						
1	4	Fahmer, Thomas	FRG	55.66	1:54.76	2:53.37	3:50.91 ^{OR}
2	3	Escalas, Juan Enrique	ESP	57.50	1:56.55	2:55.58	3:55.25
3	5	Szmidt, Peter	CAN	57.00	1:57.21	2:57.26	3:56.99
4	6	Grandi, Stefano	ITA	58.84	1:58.92	2:59.21	3:57.17
5	7	Borgstrom, Arne	NOR	59.49	1:59.28	2:59.09	3:57.46
5	8	Astbury, Andrew	GBR	58.08	1:57.67	2:57.91	3:58.14
7	2	Juca, Marcelo	BRA	58.03	1:58.61	2:59.72	3:58.23
8	1	Davidson, Michael	NZL	58.12	1:58.12	2:58.21	3:58.24

**Men/400 M Freestyle
Final A (1-8)/Aug. 02****Hommes/400 m nage libre
Finale a (1-8)/02 Aout**

RANK	LANE	NAME	CTRY	100 M	200 M	300 M	400 M
RANG	COUL						
1	3	Dicarlo, George	USA	56.56	1:55.27	2:54.06	3:51.23 ^{OR}
2	5	Mykkanen, John	USA	57.98	1:56.79	2:54.67	3:51.49
3	6	Lemberg, Justin	AUS	57.54	1:56.34	2:54.86	3:51.79
4	4	Pfeiffer, Stefan	FRG	58.21	1:57.49	2:56.09	3:52.91
5	8	Iacono, Franck	FRA	57.42	1:56.82	2:56.53	3:54.58
6	2	Petric, Darjan	YUG	57.24	1:56.48	2:56.01	3:54.88
7	7	Dell'Uomo, Marco	ITA	57.61	1:57.12	2:56.89	3:55.44
8	1	McKeon, Ronald	AUS	57.41	1:56.75	2:56.85	3:55.48

Race-in-Review: George Dicarlo (USA) took a half body-length lead during the first 100 meters, but was out-touched at the 100 by Darjan Petric (YUG). Dicarlo moved back into first during the second 100 meters, with Justin Lemberg (AUS) moving up to second and Petric falling back to third. Lemberg began to move on Dicarlo during the third 100 meters but John Mykkanen (USA) made a move and was second at 300 meters. With 50 meters to go it was Dicarlo by a body-length with Lemberg and Mykkanen neck and neck. Dicarlo touched first in Olympic record time while Mykkanen out-touched Lemberg in the final 10 meters. Lemberg's time was an Australian record while Franck Iacono (FRA) established a new French record. Compte rendu: Durant les cent premiers mètres, George Dicarlo (USA) se constituait une avance d'environ 1/2 longueur. C'était cependant Darjan Petric (YUG) qui touchait le 1er aux 100m. Dicarlo avait repris la tête aux 200 mètres, tandis que Justin Lemberg (AUS) se hissait à la 2ème place et que Petric rétrogradait à la 3ème. Entre 200 et 300 mètres, Lemberg commençait à remonter sur Dicarlo, mais John Mykkanen (USA) produisait son effort et était second aux 300m. A 50m de la fin, Dicarlo possédait environ une longueur d'avance sur Lemberg et Mykkanen qui luttèrent pied à pied. Dicarlo touchait le premier dans un temps de record olympique tandis que Mykkanen réussissait à coiffer Lemberg pendant les dix derniers mètres. Le temps de Lemberg constituait le record d'Australie tandis que Frank Iacono (FRA) établissait un nouveau record de France.

Swimming

Men/1500 M Freestyle Heat 1/Aug. 03				Hommes/1500 m nage libre Eliminatoire 1/03 Aout				
RANK	LANE	NAME	CTRY	100 M	200 M	300 M	400 M	500 M
RANG	COUL			600 M	700 M	800 M	900 M	1000 M
				1100 M	1200 M	1300 M	1400 M	1500 M
1	5	Lemberg, Justin	AUS	1:00.15	2:01.72	3:03.69	4:05.99	5:08.47
				6:10.86	7:13.01	8:15.51	9:17.48	10:19.60
				11:21.79	12:24.54	13:27.62	14:30.11	15:29.74
2	4	Escalas, Rafael	ESP	59.79	2:01.45	3:03.79	4:06.38	5:08.76
				6:10.90	7:12.97	8:15.05	9:16.87	10:18.69
				11:21.23	12:24.57	13:27.47	14:29.90	15:30.09
3	2	Volz, Bernard	CAN	1:00.12	2:02.79	3:05.02	4:07.29	5:09.73
				6:12.04	7:14.29	8:16.45	9:18.86	10:21.04
				11:23.70	12:26.39	13:28.73	14:30.74	15:31.38
4	6	Davidson, Michael	NZL	1:00.32	2:01.84	3:03.81	4:05.81	5:08.29
				6:10.36	7:12.48	8:15.49	9:18.03	10:21.20
				11:24.09	12:27.06	13:30.50	14:33.55	15:35.43
5	3	Juca, Marcelo	BRA	1:00.40	2:02.71	3:04.86	4:07.70	5:10.64
				6:13.63	7:16.79	8:20.69	9:24.35	10:27.92
				11:31.35	12:35.12	13:38.34	14:41.74	15:43.80
6	7	Lin, Chun-Hong	TPE	1:03.38	2:10.86	3:18.84	4:26.98	5:34.92
				6:42.53	7:49.56	8:56.90	10:04.26	11:11.72
				12:18.65	13:25.38	14:32.26	15:38.59	16:44.94
7	1	Bolling, Julian	SRI	1:04.24	2:11.54	3:19.64	4:27.41	5:35.89
				6:44.75	7:53.25	9:02.75	10:13.15	11:23.79
				12:41.62	13:45.79	14:56.81	16:07.60	17:16.92

Men/1500 M Freestyle Heat 2/Aug. 03				Hommes/1500 m nage libre Eliminatoire 2/03 Aout				
RANK	LANE	NAME	CTRY	100 M	200 M	300 M	400 M	500 M
RANG	COUL			600 M	700 M	800 M	900 M	1000 M
				1100 M	1200 M	1300 M	1400 M	1500 M
1	4	Pfeiffer, Stefan	FRG	1:00.53	2:03.23	3:05.74	4:08.34	5:10.24
				6:11.88	7:14.04	8:15.44	9:17.06	10:18.87
				11:19.81	12:20.43	13:21.35	14:22.54	15:21.95
2	6	Iacono, Franck	FRA	1:00.26	2:02.04	3:04.20	4:06.64	5:08.87
				6:11.19	7:13.56	8:16.09	9:18.29	10:20.10
				11:21.92	12:23.25	13:25.00	14:26.54	15:27.27
3	3	Scanavino, Carlos	URU	1:00.47	2:03.23	3:04.37	4:06.21	5:08.53
				6:09.99	7:12.32	8:15.06	9:17.16	10:19.34
				11:21.31	12:23.33	13:25.67	14:28.47	15:29.78
4	5	Petric, Borut	YUG	1:00.35	2:02.40	3:04.18	4:06.48	5:08.79
				6:11.03	7:13.59	8:15.67	9:17.54	10:19.20
				11:21.23	12:23.81	13:27.50	14:32.21	15:36.44
5	2	Lecot, Alejandro M.	ARG	1:01.44	2:04.05	3:06.83	4:09.85	5:13.29
				6:17.22	7:21.27	8:25.22	9:29.13	10:32.99
				11:36.89	12:40.79	13:44.40	14:47.93	15:49.94
6	1	Wilson, William	PHI	1:03.02	2:08.13	3:14.36	4:20.55	5:26.86
				6:32.40	7:38.04	8:43.79	9:50.30	10:56.81
				12:02.57	13:08.80	14:14.92	15:20.74	16:24.81
7	7	Newkirk, Scott	ISV	1:02.84	2:08.35	3:14.45	4:20.65	5:27.30
				6:34.25	7:41.47	8:49.21	9:57.15	11:05.92
				12:14.58	13:23.29	14:32.84	15:42.30	16:50.55

Men/1500 M Freestyle Heat 3/Aug. 03				Hommes/1500 m nage libre Eliminatoire 3/03 Aout				
RANK	LANE	NAME	CTRY	100 M	200 M	300 M	400 M	500 M
RANG	COUL			600 M	700 M	800 M	900 M	1000 M
				1100 M	1200 M	1300 M	1400 M	1500 M
1	4	O'Brien, Michael	USA	59.86	2:01.55	3:03.24	4:05.14	5:07.37
				6:09.30	7:11.01	8:12.99	9:14.62	10:16.42
				11:18.13	12:19.07	13:20.16	14:21.55	15:21.04
2	3	Grandi, Stefano	ITA	1:00.92	2:02.53	3:04.45	4:06.27	5:07.99
				6:10.02	7:11.75	8:13.45	9:15.22	10:16.91
				11:18.67	12:20.71	13:22.67	14:24.39	15:22.49
3	6	Shillington, Wayne	AUS	1:00.27	2:02.05	3:04.15	4:05.85	5:07.99
				6:09.90	7:11.66	8:13.38	9:15.25	10:17.07
				11:18.75	12:20.62	13:22.34	14:24.53	15:25.67
4	5	Petric, Darjan	YUG	59.93	2:01.30	3:02.98	4:04.98	5:07.39
				6:09.77	7:11.90	8:14.26	9:17.15	10:20.60
				11:24.22	12:28.32	13:32.66	14:36.73	15:39.79
5	7	Willmott, Stuart	GBR	1:00.33	2:03.07	3:06.29	4:09.65	5:13.23
				6:16.91	7:21.02	8:25.23	9:29.89	10:34.57
				11:39.08	12:44.01	13:49.14	14:54.67	15:57.79
6	2	Holmertz, Anders	SWE	1:00.58	2:02.58	3:04.77	4:07.27	5:10.19
				6:12.97	7:16.95	8:22.35	9:28.38	10:35.21
				11:42.81	12:51.10	13:58.53	15:05.23	16:11.38
7	1	Wu, Ming-Hsun	TPE	1:02.30	2:07.30	3:12.44	4:17.88	5:23.52
				6:28.57	7:33.86	8:39.15	9:44.68	10:50.09
				11:55.36	13:00.86	14:06.57	15:11.13	16:14.40

Men/1500 M Freestyle Heat 4/Aug. 03				Hommes/1500 m nage libre Eliminatoire 4/03 Aout				
RANK	LANE	NAME	CTRY	100 M	200 M	300 M	400 M	500 M
RANG	COUL			600 M	700 M	800 M	900 M	1000 M
				1100 M	1200 M	1300 M	1400 M	1500 M
1	4	Dicarlo, George	USA	58.84	2:00.45	3:02.33	4:04.59	5:06.02
				6:07.37	7:08.61	8:10.31	9:12.14	10:14.40
				11:16.49	12:18.76	13:20.25	14:22.23	15:22.88
2	5	Henkel, Rainer	FRG	59.87	2:01.53	3:03.26	4:05.19	5:06.07
				6:07.15	7:08.66	8:10.37	9:11.83	10:14.10
				11:16.33	12:18.87	13:20.79	14:22.94	15:23.60
3	2	Shemilt, David	CAN	59.78	2:00.99	3:02.84	4:04.90	5:06.92
				6:09.04	7:11.03	8:13.00	9:15.07	10:17.02
				11:18.53	12:20.16	13:21.79	14:23.58	15:24.78
4	3	Stacey, David	GBR	59.11	2:00.61	3:02.56	4:04.67	5:06.55
				6:08.22	7:10.20	8:12.39	9:15.04	10:17.64
				11:20.18	12:22.53	13:25.04	14:28.13	15:30.10
5	6	Escalas, Juan Enrique	ESP	59.90	2:02.12	3:03.89	4:06.36	5:08.26
				6:10.88	7:14.03	8:17.56	9:21.73	10:25.85
				11:29.87	12:34.16	13:38.58	14:42.58	15:44.85
6	7	Van De Weghe, Marc	BEL	1:00.76	2:03.58	3:06.30	4:09.14	5:11.97
				6:14.73	7:18.30	8:21.59	9:25.55	10:29.11
				11:32.51	12:36.24	13:39.95	14:44.44	15:45.50
1		Nakkas, Ahmet	TUR					NP

Natation

Men/1500 M Freestyle Summary/Heats/Aug. 03				Hommes/1500 m nage libre Sommaire/eliminatoires/03 Aout					
RANK	HEAT	LANE	NAME	CTRY	100 M	200 M	300 M	400 M	500 M
RANG	ELIM	COUL			600 M	700 M	800 M	900 M	1000 M
					1100 M	1200 M	1300 M	1400 M	1500 M
<i>The first 8 qualify for the final/Les 8 premiers se qualifient pour la finale</i>									
1	3	4	O'Brien, Michael	USA	59.86	2:01.55	3:03.24	4:05.14	5:07.37
					6:09.30	7:11.01	8:12.99	9:14.62	10:16.42
					11:18.13	12:19.07	13:20.16	14:21.55	15:21.04
2	2	4	Pfeiffer, Stefan	FRG	1:00.53	2:03.23	3:05.74	4:08.34	5:10.24
					6:11.88	7:14.04	8:15.44	9:17.06	10:18.87
					11:19.81	12:20.43	13:21.35	14:22.54	15:21.95
3	3	3	Grandi, Stefano	ITA	1:00.92	2:02.53	3:04.45	4:06.27	5:07.99
					6:10.02	7:11.75	8:13.45	9:15.22	10:16.91
					11:18.67	12:20.71	13:22.67	14:24.39	15:22.49
4	4	4	Dicarlo, George	USA	58.84	2:00.45	3:02.33	4:04.59	5:06.02
					6:07.37	7:08.61	8:10.31	9:12.14	10:14.40
					11:16.49	12:18.76	13:20.25	14:22.23	15:22.88
5	4	5	Henkel, Rainer	FRG	59.87	2:01.53	3:03.26	4:05.19	5:06.07
					6:07.15	7:08.66	8:10.37	9:11.83	10:14.10
					11:16.33	12:18.87	13:20.79	14:22.94	15:23.60
6	4	2	Shemilt, David	CAN	59.78	2:00.99	3:02.84	4:04.90	5:06.92
					6:09.04	7:11.03	8:13.00	9:15.07	10:17.02
					11:18.53	12:20.16	13:21.79	14:23.58	15:24.78
7	3	6	Shillington, Wayne	AUS	1:00.27	2:02.05	3:04.15	4:05.85	5:07.99
					6:09.90	7:11.66	8:13.38	9:15.25	10:17.07
					11:18.75	12:20.62	13:22.34	14:24.53	15:25.67
8	2	6	Iacono, Franck	FRA	1:00.26	2:02.04	3:04.20	4:06.64	5:08.87
					6:11.19	7:13.56	8:16.09	9:18.29	10:20.10
				</					



RANK RANG	LANE COUL	NAME	CTRY	100 M	200 M	300 M	400 M	500 M
				600 M	700 M	800 M	900 M	1000 M
				1100 M	1200 M	1300 M	1400 M	1500 M
4	2	Henkel, Rainer	FRG	1:00.10 6:07.64 11:14.74	2:01.74 7:08.71 12:16.50	3:03.82 8:10.11 13:18.46	4:05.17 9:11.48 14:20.12	5:06.32 10:13.15 15:20.03
5	8	lacono, Franck	FRA	58.62 6:07.40 11:19.18	2:00.09 7:09.87 12:21.59	3:01.76 8:12.40 13:24.06	4:03.58 9:14.66 14:26.15	5:05.54 10:17.13 15:26.96
6	3	Grandi, Stefano	ITA	1:00.42 6:11.45 11:23.16	2:02.33 7:13.93 12:25.64	3:04.76 8:16.13 13:28.00	4:07.02 9:18.24 14:29.98	5:09.28 10:20.67 15:28.58
7	7	Shemitt, David	CAN	59.59 6:09.84 11:22.37	2:01.30 7:12.15 12:25.05	3:03.08 8:14.79 13:27.59	4:05.27 9:17.35 14:30.04	5:07.52 10:19.75 15:31.28
8	1	Shillington, Wayne	AUS	1:00.25 6:11.65 11:29.14	2:02.42 7:14.45 12:29.19	3:04.73 8:17.02 13:32.68	4:07.02 9:19.68 14:36.28	5:09.53 10:22.81 15:38.18

Race-in-Review: George Dicarolo (USA) was out ahead of Olympic record pace at 100 meters followed closely by Michael O'Brien (USA) and Franck lacono (FRA). Dicarolo was one-hundredth off the Olympic pace at 200 meters and three-tenths off the record at 300 meters. At 400 meters, Dicarolo and O'Brien were well ahead of the field with lacono five meters behind. Dicarolo was back on the Olympic record pace at 500 meters but was out-touched by O'Brien at the 600. Stefan Pfeiffer (FRG) and Rainer Henkel (FRG) began to battle for third place as they overtook lacono at 700 meters. O'Brien took command of the race at 800 meters by taking a half body-length lead over Dicarolo, who was beginning to fight off a surging Pfeiffer. The top three positions remained the same through 1300 meters as O'Brien had a five-meter lead over Dicarolo who was a body-length ahead of Pfeiffer. Dicarolo attempted to catch O'Brien with 100 meters to go but it was too late. Pfeiffer set a West German record while lacono broke his own French national mark.

Compte rendu: George Dicarolo (USA) était dans les temps d'un record olympique aux 100m, suivi de près par Michael O'Brien (USA) et Franck lacono (FRA). Aux 200m, Dicarolo avait un centième de seconde de retard sur le record olympique et 3/10èmes aux 300m. A 400m, Dicarolo et O'Brien devançaient nettement tous les autres concurrents avec lacono 5 mètres derrière eux. Aux 500m, Dicarolo était à nouveau dans un temps de record olympique mais c'était O'Brien qui passait le premier aux 600m. Stefan Pfeiffer (FRG) et Rainer Henkel (FRG), entamaient une bataille pour la troisième place après avoir dépassé lacono aux 700m. O'Brien prenait la tête de la course aux 800m en devançant d'1/2 longueur Dicarolo qui devait commencer à réagir contre la menace de Pfeiffer. Les trois premières positions restaient les mêmes jusqu'aux 1.300m, alors qu'O'Brien disposait d'une avance de 5 mètres sur Dicarolo, qui précédait lui-même Pfeiffer d'une longueur. Dicarolo tentait de rattraper O'Brien à 100 mètres de l'arrivée, mais il était trop tard. Pfeiffer établissait un nouveau record ouest-allemand, tandis que lacono battait son propre record de France.

Men/100 M Backstroke Heat 1/Aug. 03

Hommes/100 m dos Eliminatoire 1/03 Aout

RANK RANG	LANE COUL	NAME	CTRY	50 M	100 M
1	4	Orbell, David	AUS	27.94	58.35
2	5	Frigo, Giovanni	VEN	28.29	59.34
3	7	Degenhart, Ernesto-Jose	GUA	31.01	1:05.63
4	1	Palma Abraham, David	HON	35.25	1:13.28
	2	Ozun, Sadri Kemal	TUR		NP
	3	Phillips, Andrew	JAM		NP
	6	Mulumba, Daniel	UGA		NP

Men/100 M Backstroke Heat 2/Aug. 03

Hommes/100 m dos Eliminatoire 2/03 Aout

RANK RANG	LANE COUL	NAME	CTRY	50 M	100 M
1	5	Kerry, Mark	AUS	27.02	57.15
2	4	Kroes, Hans	HOL	27.23	57.48
3	3	Stevenson, Kristopher-Leo	GRE	27.86	58.76
4	6	Marsh, Allan	JAM	28.62	1:00.04
5	7	Goossen, Hugo	SUR	30.15	1:03.77
6	1	Salguero Goodall, Salvado	ESA	31.15	1:04.99
	2	Pilhatsch, Alexander	AUT		NP

Men/100 M Backstroke Heat 3/Aug. 03

Hommes/100 m dos Eliminatoire 3/03 Aout

RANK RANG	LANE COUL	NAME	CTRY	50 M	100 M
1	4	Goss, Sandy	CAN	27.66	57.60
2	5	Harper, Neil	GBR	27.41	58.50
3	6	Ferland, Patrick	SUI	28.50	58.78
4	3	Nour, Sharif	EGY	28.07	59.63
5	2	Lim, David F. J.	SIN	28.84	1:00.65
6	7	Eishafei, Emad	EGY	29.74	1:02.04
7	1	El-Baba, Ibrahim	LIB	35.75	1:13.76

Men/100 M Backstroke Heat 4/Aug. 03

Hommes/100 m dos Eliminatoire 4/03 Aout

RANK RANG	LANE COUL	NAME	CTRY	50 M	100 M
1	4	Baron, Bengt	SWE	28.33	57.66
2	3	Klapkarek, Nicolai	FRG	28.10	58.19
3	6	Delcourt, Frederic	FRA	28.07	58.22
4	5	Kingsman, Paul	NZL	27.72	58.33
5	2	Niode, Lukman	INA	27.81	58.77
6	7	Vela, Ernesto	MEX	29.37	1:01.42
	1	Kantari, Rami	LIB		DQ

Men/100 M Backstroke Heat 5/Aug. 03

Hommes/100 m dos Eliminatoire 5/03 Aout

RANK RANG	LANE COUL	NAME	CTRY	50 M	100 M
1	5	Hurring, Gary	NZL	27.74	57.42
2	4	West, Mike	CAN	27.70	57.76
3	3	Suzuki, Daichi	JPN	27.78	58.37
4	2	Falchini, Paolo	ITA	27.87	58.65
5	6	Wang, Hao	CHN	28.31	59.13
6	7	Roskopf, Erik	ISV	30.46	1:03.82
7	1	Cruz, Joaquim	MOZ	33.60	1:10.86

Men/100 M Backstroke Heat 6/Aug. 03

Hommes/100 m dos Eliminatoire 6/03 Aout

RANK RANG	LANE COUL	NAME	CTRY	50 M	100 M
1	4	Wilson, David	USA	26.71	56.71
2	5	Fredin, Hans	SWE	27.71	58.39
3	3	Malamas, Ilias	GRE	27.97	58.69
4	2	Bortolon, Fabrizio	ITA	28.47	59.27
5	6	Collins, Ian	GBR	28.50	1:00.08
6	7	Rodriguez, Fernando	PER	29.67	1:02.27
7	1	Woolard, Collier	ISV	31.11	1:06.86

Men/100 M Backstroke Heat 7/Aug. 03

Hommes/100 m dos Eliminatoire 7/03 Aout

RANK RANG	LANE COUL	NAME	CTRY	50 M	100 M
1	4	Carey, Richard	USA	26.81	55.74
2	3	Aldabe, Ricardo	ESP	27.77	57.90
	5	Peter, Stefan	FRG	27.45	57.90
4	2	Li, Zhongyi	CHN	28.96	1:00.66
5	6	Morley, David	BAH	29.26	1:01.29
6	7	Alvisuri, Alejandro	PER	30.72	1:02.63
7	1	Sorby, Warren	FIJ	30.95	1:05.81

Men/100 M Backstroke Summary/Heats/Aug. 03

Hommes/100 m dos Sommaire/eliminatoires/03 Aout

*The first 8 qualify for Final A (1-8)/Les 8 premiers se qualifient pour la Finale A (1-8)
The next 8 qualify for Final (9-16)/Les 8 suivants se qualifient pour la Finale B (9-16)*

RANK RANG	HEAT	LANE COUL	NAME	CTRY	50 M	100 M
1	7	4	Carey, Richard	USA	26.81	55.74
2	6	4	Wilson, David	USA	26.71	56.71
3	2	5	Kerry, Mark	AUS	27.02	57.15
4	5	5	Hurring, Gary	NZL	27.74	57.42
5	2	4	Kroes, Hans	HOL	27.23	57.48
6	3	4	Goss, Sandy	CAN	27.66	57.60
7	4	4	Baron, Bengt	SWE	28.33	57.66
8	5	4	West, Mike	CAN	27.70	57.76
9	7	3	Aldabe, Ricardo	ESP	27.77	57.90
	7	5	Peter, Stefan	FRG	27.45	57.90
11	4	3	Klapkarek, Nicolai	FRG	28.10	58.19
12	4	6	Dekourt, Frederic	FRA	28.07	58.22
13	4	5	Kingsman, Paul	NZL	27.72	58.33
14	1	4	Orbell, David	AUS	27.94	58.35
15	5	3	Suzuki, Daichi	JPN	27.78	58.37
16	6	5	Fredin, Hans	SWE	27.71	58.39
17	3	5	Harper, Neil	GBR	27.41	58.50
18	5	2	Falchini, Paolo	ITA	27.87	58.65
19	6	3	Malamas, Ilias	GRE	27.97	58.69
20	2	3	Stevenson, Kristopher-Leo	GRE	27.86	58.76
21	4	2	Niode, Lukman	INA	27.81	58.77
22	3	6	Ferland, Patrick	SUI	28.50	58.78
23	5	6	Wang, Hao	CHN	28.31	59.13
24	6	2	Bortolon, Fabrizio	ITA	28.47	59.27
25	1	5	Frigo, Giovanni	VEN	28.29	59.34
26	3	3	Nour, Sharif	EGY	28.07	59.63
27	2	6	Marsh, Allan	JAM	28.62	1:00.04
28	6	6	Collins, Ian	GBR	28.50	1:00.08
29	3	2	Lim, David F. J.	SIN	28.84	1:00.65
30	7	2	Li, Zhongyi	CHN	28.96	1:00.66
31	7	6	Morley, David	BAH	29.26	1:01.29
32	4	7	Vela, Ernesto	MEX	29.37	1:01.42
33	3	7	Eishafei, Emad	EGY	29.74	1:02.04
34	6	7	Rodriguez, Fernando	PER	29.67	1:02.27
35	7	7	Alvisuri, Alejandro	PER	30.72	1:02.63
36	2	7	Goossen, Hugo	SUR	30.15	1:03.77
37	5	7	Roskopf, Erik	ISV	30.46	1:03.82
38	2	1	Salguero Goodall, Salvado	ESA	31.15	1:04.99
39	1	7	Degenhart, Ernesto-Jose	W A	31.01	1:05.63
40	7	1	Sorby, Warren	FIJ	30.95	1:05.81
41	6	1	Woolard, Collier	ISV	31.11	1:06.86
42	5	1	Cruz, Joaquim	MOZ	33.60	1:10.86
43	1	1	Palma Abraham, David	HON	35.25	1:13.28
44	3	1	El-Baba, Ibrahim	LIB	35.75	1:13.76
	4	1	Kantari, Rami	LIB		DQ
	1	2	Ozun, Sadri Kemal	TUR		NP
	1	3	Phillips, Andrew	JAY		NP
	1	6	Mulumba, Daniel	UGA		NP
	2	2	Pilhatsch, Alexander	AUT		NP

Swimming

Men/100 M Backstroke Final B (9-16)/Aug. 03

RANK RANG	LANE COUL	NAME	CTRY	50 M	100 M
1	7	Orbell, David	AUS	27.63	58.05
2	2	Kingsman, Paul	NZL	27.92	58.19
3	1	Suzuki, Daichi	JPN	28.04	58.30
	5	Peter, Stefan	FRG	27.77	58.30
5	4	Aldabe, Ricardo	ESP	27.93	58.31
	8	Fredin, Hans	SWE	27.71	58.31
7	3	Klapkarek, Nicolai	FRG	28.39	58.56
	6	Delcourt, Frederic	FRA		DQ

Men/100 M Backstroke Final A (1-8)/Aug. 03

RANK RANG	LANE COUL	NAME	CTRY	50 M	100 M
1	4	Carey, Richard	USA	26.77	55.79
2	5	Wilson, David	USA	26.90	56.35
3	8	West, Mike	CAN	27.16	56.49
4	6	Hurring, Gary	NZL	27.66	56.90
5	3	Kerry, Mark	AUS	27.54	57.18
6	1	Baron, Bengt	SUE	27.41	57.34
7	7	Goss, Sandy	CAN	27.64	57.46
8	2	Kroes, Hans	HOL	27.48	58.07

Race-in-Review: Richard Carey (USA) took the lead out of the dive with David Wilson (USA) just off his shoulder. Carey turned a shoulder-length in front of Wilson and then lengthened that margin to win by a half body-length. Mike West (AUS) closed fast to win the bronze medal over Gary Hurring (NZL) who set a New Zealand national record.

Compte rendu: Richard Carey (USA) prenait la tête dès le départ tandis que David Wilson (USA) était à la hauteur de son épau. Carey virait avec une tête d'avance sur Wilson et parvenait à accroître cette avance pour gagner avec 1/2 longueur. Mike West (AUS) terminait très vite pour gagner la médaille de bronze sur Gary Hurring (NZL) qui établissait un nouveau record national pour son pays.

Men/200 M Backstroke Heat 1/July 31

RANK RANG	LANE COUL	NAME	CTRY	50 M	100 M	150 M	200 M
1	4	Prado, Ricardo	BRA	29.42	1:00.45	1:32.09	2:04.46
2	6	Suzuki, Daichi	JPN	28.83	1:01.22	1:34.20	2:06.24
3	3	Fredin, Hans	SWE	29.57	1:01.82	1:34.06	2:06.50
4	5	Kingsman, Paul	NZL	29.37	1:01.00	1:34.21	2:06.87
5	2	Stevenson, Kristopher-Leo	GRE	28.85	1:00.58	1:34.19	2:08.38
6	7	Alvisuri, Alejandro	PER	31.56	1:05.39	1:39.64	2:13.30
7	1	Degenhart, Ernesto-Jose	GUA	32.76	1:09.15	1:46.32	2:24.08

Men/200 M Backstroke Heat 2/July 31

RANK RANG	LANE COUL	NAME	CTRY	50 M	100 M	150 M	200 M
1	4	Henning, Cameron	CAN	29.20	1:00.20	1:31.73	2:03.36
2	2	Aldabe, Ricardo	ESP	29.06	1:00.14	1:31.65	2:03.94
3	5	Klapkarek, Nicolai	FRG	30.10	1:01.56	1:33.06	2:04.45
4	3	Peter, Stefan	FRG	29.68	1:01.69	1:33.49	2:05.22
5	6	Madruza, Djan	BRA	29.93	1:01.32	1:33.19	2:05.23
6	7	Morley, David	BAH	31.74	1:06.28	1:41.96	2:18.17
	1	Ng, Wing Hon	HKG				NP

Men/200 M Backstroke Heat 3/July 31

RANK RANG	LANE COUL	NAME	CTRY	50 M	100 M	150 M	200 M
1	5	Orbell, David	AUS	28.80	59.74	1:31.29	2:04.00
2	4	Vassallo, Jesus	USA	29.24	1:00.53	1:32.47	2:04.51
3	3	Falchini, Paolo	ITA	28.99	1:00.79	1:32.79	2:04.59
4	6	Bonolon, Fabrizio	ITA	30.24	1:02.17	1:34.05	2:06.46
5	2	Frigo, Giovanni	VEN	28.88	1:00.77	1:33.93	2:07.56
6	7	Marsh, Allan	JAM	30.02	1:02.68	1:36.39	2:11.57
7	8	Pino, Juan Jose	HON	35.04	1:13.40	1:52.62	2:32.48
	1	Nour, Sharif	EGY				NP

Men/200 M Backstroke Heat 4/July 31

RANK RANG	LANE COUL	NAME	CTRY	50 M	100 M	150 M	200 M
1	5	Hurring, Gary	NZL	28.95	1:00.59	1:31.13	2:03.29
2	4	West, Mike	CAN	29.48	1:00.91	1:32.86	2:04.93
3	6	Cochran, Neil	GBR	30.19	1:00.90	1:33.52	2:05.58
4	3	Soderlund, Michael	SWE	29.14	1:00.87	1:33.43	2:05.85
5	2	Ferland, Patrick	SUI	29.32	1:01.47	1:34.40	2:08.31
6	7	Vela, Ernesto	MEX	29.69	1:02.48	1:36.28	2:10.30
7	1	Eishafei, Emad	EGY	30.87	1:04.45	1:38.85	2:12.90
8	8	Salguero Goodall, Salvado	ESA	31.11	1:05.73	1:43.11	2:21.75

Natation

Men/200 M Backstroke Heat 5/July 31

RANK RANG	LANE COUL	NAME	CTRY	50 M	100 M	150 M	200 M
1	4	Carey, Richard	USA	27.63	57.81	1:28.47	1:58.99 ⁹⁹⁹
2	5	Delcourt, Frederic	FRA	28.48	59.38	1:31.56	2:02.59
3	3	Terrell, Kim	AUS	29.31	1:01.27	1:33.24	2:06.56
4	6	Harper, Neil	GBR	28.34	1:00.22	1:34.43	2:09.48
5	1	Niode, Lukman	INA	29.46	1:02.46	1:34.91	2:09.79
6	2	Wang, Hao	CHN	30.52	1:03.57	1:38.03	2:12.28
	7	Malamas, Ilias	GRE				NP
	8	Petersen, Gordon	FIJ				NP

Men/1200 M Backstroke Summary/Heats/July 31

*The first 8 qualify for Final A (1-8)/Les 8 premiers se qualifient pour la Finale A (1-8)
The next 8 qualify for Final B (9-16)/Les 8 suivants se qualifient pour la Finale B (9-16)*

RANK RANG	HEAT	ELIM	LANE COUL	NAME	CTRY	50 M	100 M	150 M	200 M
1	5	4		Carey, Richard	USA	27.63	57.81	1:28.47	1:58.99 ⁹⁹⁹
2	5	5		Delcourt, Frederic	FRA	28.48	59.38	1:31.56	2:02.59
3	4	5		Hurring, Gary	NZL	28.95	1:00.59	1:31.13	2:03.29
4	2	4		Henning, Cameron	CAN	29.20	1:00.20	1:31.73	2:03.36
5	2	2		Aldabe, Ricardo	ESP	29.06	1:00.14	1:31.65	2:03.94
6	3	5		Orbell, David	AUS	28.80	59.74	1:31.29	2:04.00
7	2	5		Klapkarek, Nicolai	FRG	30.10	1:01.56	1:33.06	2:04.45
8	1	4		Prado, Ricardo	BRA	29.42	1:00.45	1:32.09	2:04.46
9	3	4		Vassallo, Jesus	USA	29.24	1:00.53	1:32.47	2:04.51
10	3	3		Falchini, Paolo	ITA	28.99	1:00.79	1:32.79	2:04.59
11	4	4		West, Mike	CAN	29.48	1:00.91	1:32.86	2:04.93
12	2	3		Peter, Stefan	FRG	29.68	1:01.69	1:33.49	2:05.22
13	2	6		Madruza, Djan	BRA	29.93	1:01.32	1:33.19	2:05.23
14	4	6		Cochran, Neil	GBR	30.19	1:00.90	1:33.52	2:05.58
15	4	3		Soderlund, Michael	SWE	29.14	1:00.87	1:33.43	2:05.85
16	1	6		Suzuki, Daichi	JPN	28.83	1:01.22	1:34.20	2:06.24
17	3	6		Bortolon, Fabrizio	ITA	30.24	1:02.17	1:34.05	2:06.46
18	1	3		Fredin, Hans	SWE	29.57	1:01.82	1:34.06	2:06.50
19	5	3		Terrell, Kim	AUS	29.31	1:01.27	1:33.24	2:06.56
20	1	5		Kingsman, Paul	NZL	29.37	1:01.00	1:34.21	2:06.87
21	3	2		Frigo, Giovanni	VEN	28.88	1:00.77	1:33.93	2:07.56
22	4	2		Ferland, Patrick	SUI	29.32	1:01.47	1:34.40	2:08.31
23	1	2		Stevenson, Kristopher-Leo	GRE	28.85	1:00.58	1:34.19	2:08.38
24	5	6		Harper, Neil	GBR	28.34	1:00.22	1:34.43	2:09.48
25	5	1		Niode, Lukman	INA	29.46	1:02.46	1:34.91	2:09.79
26	4	7		Vela, Ernesto	MEX	29.69	1:02.48	1:36.28	2:10.30
27	3	7		Marsh, Allan	JAM	30.02	1:02.68	1:36.39	2:11.57
28	5	2		Wang, Hao	CHN	30.52	1:03.57	1:38.03	2:12.28
29	4	1		Eishafei, Emad	EGY	30.87	1:04.45	1:38.85	2:12.90
30	1	7		Alvisuri, Alejandro	PER	31.56	1:05.39	1:39.64	2:13.30
31	2	7		Morley, David	BAH	31.74	1:06.28	1:41.96	2:18.17
32	4	8		Salguero Goodall, Salvado	ESA	31.11	1:05.73	1:43.11	2:21.75
33	1	1		Degenhart, Ernesto-Jose	GUA	32.76	1:09.15	1:46.32	2:24.08
34	3	8		Pino, Juan Jose	HON	35.04	1:13.40	1:52.62	2:32.48
				Ng, Wing Hon	HKG				NP
				Nour, Sharif	EGY				NP
				Malamas, Ilias	GRE				NP
				Petersen, Gordon	FIJ				NP

Men/200 M Backstroke Final B (9-16)/July 31

RANK RANG	LANE COUL	NAME	CTRY	50 M	100 M	150 M	200 M
1	4	Falchini, Paolo	ITA	29.50	1:01.20	1:33.36	2:04.64
2	5	West, Mike	CAN	29.19	1:00.56	1:32.87	2:04.73
3	7	Soderlund, Michael	SWE	29.22	1:00.67	1:32.88	2:05.02
4	6	Madruza, Dean	BRA	29.94	1:01.57	1:33.55	2:05.33
5	3	Peter, Stefan	FRG	29.65	1:01.59	1:34.03	2:05.66
6	2	Cochran, Neil	GBR	29.54	1:01.48	1:33.84	2:05.72
7	8	Bortolon, Fabrizio	ITA	29.81	1:01.57	1:33.74	2:05.86
8	1	Suzuki, Daichi	JPN	29.45	1:01.65	1:34.35	2:06.02

Men/200 M Backstroke Final A (1-8)/July 31

RANK RANG	LANE COUL	NAME	CTRY	50 M	100 M	150 M	200 M
1	4	Carey, Richard	USA	28.09	58.49	1:29.87	2:00.23
2	5	Delcourt, Frederic	FRA	28.41	58.99	1:30.28	2:01.75
3	6	Henning, Cameron	CAN	29.02	59.94	1:31.36	2:02.37
4	8	Prado, Ricardo	BRA	28.73	59.99	1:31.49	2:03.05
5	3	Hurring, Gary	NZL	29.05	59.95	1:31.51	2:03.10
6	1	Klapkarek, Nicolai	FRG	29.27	1:00.96	1:32.68	2:03.95
7	2	Aldabe, Ricardo	ESP	29.35	1:01.19	1:33.21	2:04.53
8	7	Orbell, David	AUS	29.55	1:00.01	1:31.41	2:04.61

*Race-in-Review: Richard Carey (USA) was out quickly with Frederic Delcourt (FRA) in his shadow. Carey touched first at 50 meters and barely led Delcourt at 100 meters. Carey pulled out to a half body-length lead at 150 meters and increased that to almost a body-length at the finish. Delcourt, bettering his own French record, held off a late challenging Cameron Henning (CAN) for the silver medal.
Compte rendu: Richard Carey (USA) était le plus rapide au départ avec Frédéric Delcourt (FRA) dans son sillage. Carey touchait le premier aux 50m et menait de très peu sur Delcourt aux 100m. Carey se détachait d'1/2 longueur d'avance à l'arrivée. Delcourt qui améliorait son propre record de France résistait aux assauts tardifs de Cameron Henning (CAN) pour remporter la médaille d'argent.*

**Men/100 M Breaststroke
Heat 1/July 29****Hommes/100 m brasse
Eliminatoire 1/29 Juil**

RANK RANG	LANE COUL	NAME	CTRY	50 M	100 M
1	4	Lang, Peter	FRG	29.69	1:04.40
2	3	Boehm, Thomas	AUT	30.15	1:04.60
3	5	Veilleux, Marco	CAN	30.63	1:05.34
4	2	Rubery, Victor	BER	30.77	1:05.96
5	7	Helgason, Tryggvi	ISL	31.34	1:07.71
6	6	Falon, Julio Cesar	ARG	31.62	1:07.80
7	1	Piva, Michele	SMR	34.74	1:16.21

**Men/100 M Breaststroke
Heat 2/July 29****Hommes/100 m brasse
Eliminatoire 2/29 Juil**

RANK RANG	LANE COUL	NAME	CTRY	50 M	100 M
1	4	Evans, Peter	AUS	29.14	1:02.87
2	5	Avagnano, Raffaele	ITA	29.53	1:04.09
3	3	Romero, Enrique	ESP	31.02	1:05.19
4	6	Morf, Felix	SUI	30.71	1:05.89
5	2	Watt, Kam Sing	HKG	32.09	1:08.07
6	7	Nadim, Ayman	EGY	31.97	1:09.51
7	1	Alhahdoud, Ahmad	KUW	34.27	1:13.01

**Men/100 M Breaststroke
Heat 3/July 29****Hommes/100 m brasse
Eliminatoire 3/29 Juil**

RANK RANG	LANE COUL	NAME	CTRY	50 M	100 M
1	4	Moorhouse, Adrian	GBR	30.25	1:04.06
2	5	Minervini, Gianni	ITA	30.27	1:04.37
3	3	Berggren, Peter	SWE	30.38	1:04.95
4	6	Shtigman, Eyal	ISR	30.32	1:05.63
5	2	Gutierrez, Manuel	PAN	31.74	1:06.07
6	7	Ortigosa, Oscar	PER	32.31	1:09.07
7	1	Farlow, Brian	ISV	33.14	1:11.27

**Men/100 M Breaststroke
Heat 4/July 29****Hommes/100 m brasse
Eliminatoire 4/29 Juil**

RANK RANG	LANE COUL	NAME	CTRY	50 M	100 M
1	4	Davis, Victor	CAN	29.72	1:03.63
2	3	Austin, Brett	NZL	30.11	1:04.83
3	5	Dagon, Etienne	SUI	30.03	1:05.37
4	6	Olsen, Jan-Erick	NOR	30.49	1:05.43
5	2	Yokochi, Alexandre	POR	32.47	1:07.80
6	7	Henao, Jorge	VEN	32.40	1:09.01
7	1	Woolard, Harrell	ISV	32.40	1:11.17

**Men/100 M Breaststroke
Heat 5/July 29****Hommes/100 m brasse
Eliminatoire 5/29 Juil**

RANK RANG	LANE COUL	NAME	CTRY	50 M	100 M
1	5	Stocks, Brett	AUS	29.61	1:03.46
2	4	Morken, Gerald	FRG	29.70	1:03.53
3	6	Watanabe, Kenji	JPN	31.09	1:06.10
4	3	Newallo, Paul	TRI	31.37	1:06.12
5	2	Morillo, Eduardo	MEX	31.12	1:06.82
6	7	Li, Khai Kam	HKG	31.84	1:08.75
7	1	Marroquin-Lara, Fernando	GUA	32.53	1:09.73
	8	Corelo, Salvador	HON		DQ

**Men/100 M Breaststroke
Heat 6/July 29****Hommes/100 m brasse
Eliminatoire 6/29 Juil**

RANK RANG	LANE COUL	NAME	CTRY	50 M	100 M
1	4	Lundquist, Steve	USA	29.58	1:03.55
2	5	Restrepo, Pablo	COL	30.44	1:04.44
3	6	Carvalho, Luiz	BRA	30.90	1:05.96
4	3	Jarventaus, Martti	FIN	30.92	1:06.21
5	7	Jaitulla, Jairulla	PHI	31.37	1:08.00
6	1	Oon, Jin-Teik	SIN	32.11	1:09.23
7	8	El-Domyati, Amine	LIB	35.87	1:19.10
	2	Wang, Lin	CHN	30.92	DQ

**Men/100 M Breaststroke
Heat 7/July 29****Hommes/100 m brasse
Eliminatoire 7/29 Juil**

RANK RANG	LANE COUL	NAME	CTRY	50 M	100 M
1	4	Moffet, John	USA	29.14	1:02.16
2	5	Takahashi, Shigehiro	JPN	30.17	1:04.71
3	3	Cambell, Iain	GBR	30.23	1:04.81
4	2	Jin, Fu	CHN	30.25	1:05.05
5	6	Prohaska, Gerhard	AUT	31.13	1:06.41
6	7	Guanco, Francisco	PHI	32.29	1:07.55
7	1	Sigurdsson, Arni	ISL	32.37	1:08.52
8	8	Wa-El, Isaac Atish	KUW	35.85	1:16.51

**Men/100 M Breaststroke
Summary/Heats/July 29****Hommes/100 m brasse
Sommaire/eliminatoires/29 Juil**

The first 8 qualify for Final A (1-8)/Les 8 premiers se qualifient pour la Finale A (1-8)
The next 8 qualify for Final B (9-16)/Les 8 suivants se qualifient pour la Finale B (9-16)

RANK RANG	HEAT	ELIM	LANE COUL	NAME	CTRY	50 M	100 M
1	7	4		Moffet, John	USA	29.14	1:02.16
2	2	4		Evans, Peter	AUS	29.14	1:02.87
3	5	5		Stocks, Brett	AUS	29.61	1:03.46
4	5	4		Morken, Gerald	FRG	29.70	1:03.53
5	6	4		Lundquist, Steve	USA	29.58	1:03.55
6	4	4		Davis, Victor	CAN	29.72	1:03.63
7	3	4		Moorhouse, Adrian	GBR	30.25	1:04.06
8	2	5		Avagnano, Raffaele	ITA	29.53	1:04.09
9	3	5		Minervi, Gianni	ITA	30.27	1:04.37
10	1	4		Lang, Peter	FRG	29.69	1:04.40
11	6	5		Restrepo, Pablo	COL	30.44	1:04.44
12	1	3		Boehm, Thomas	AUT	30.15	1:04.60
13	7	5		Takahashi, Shigehiro	JPN	30.17	1:04.71
14	7	3		Cambell, Iain	GBR	30.23	1:04.81
15	4	3		Austin, Brett	NZL	30.11	1:04.83
16	3	3		Berggren, Peter	SWE	30.38	1:04.95
17	7	2		Jin, Fu	CHN	30.25	1:05.05
18	2	3		Romero, Enrique	ESP	31.02	1:05.19
19	1	5		Veilleux, Marco	CAN	30.63	1:05.34
20	4	5		Dagon, Etienne	SUI	30.03	1:05.37
21	4	6		Olsen, Jan-Erick	NOR	30.49	1:05.43
22	3	6		Shtigman, Eyal	ISR	30.32	1:05.63
23	2	6		Morf, Felix	SUI	30.71	1:05.89
24	1	2		Rubery, Victor	BER	30.77	1:05.96
	6	6		Carvalho, Luiz	BRA	30.90	1:05.96
26	3	2		Gutierrez, Manuel	PAN	31.74	1:06.07
27	5	6		Watanabe, Kenji	JPN	31.09	1:06.10
28	5	3		Newallo, Paul	TRI	31.37	1:06.12
29	6	3		Jarventaus, Martti	FIN	30.92	1:06.21
30	7	6		Prohaska, Gerhard	AUT	31.13	1:06.41
31	5	2		Morillo, Eduardo	MEX	31.12	1:06.82
32	7	7		Guanco, Francisco	PHI	32.29	1:07.55
33	1	7		Helgason, Tryggvi	ISL	31.34	1:07.71
34	1	6		Falon, Julio Cesar	ARG	31.62	1:07.80
	4	2		Yokochi, Alexandre	POR	32.47	1:07.80
36	6	7		Jaitulla, Jairulla	PHI	31.37	1:08.00
37	2	2		Watt, Kam Sing	HKG	32.09	1:08.07
38	7	1		Sigurdsson, Arni	ISL	32.37	1:08.52
39	5	7		Li, Khai Kam	HKG	31.84	1:08.75
40	4	7		Henao, Jorge	VEN	32.40	1:09.01
41	3	7		Ortigosa, Oscar	PER	32.31	1:09.07
42	6	1		Oon, Jin-Teik	SIN	32.11	1:09.23
43	2	7		Nadim, Ayman	EGY	31.97	1:09.51
44	5	1		Marroquin-Lara, Fernando	GUA	32.53	1:09.73
45	4	1		Woolard, Harrell	ISV	32.40	1:11.17
46	3	1		Farlow, Brian	ISV	33.14	1:11.27
47	2	1		Alhahdoud, Ahmad	KUW	34.27	1:13.01
48	1	1		Piva, Michele	SMR	34.74	1:16.21
49	7	8		Wa-El, Isaac Atish	KUW	35.85	1:16.51
50	6	8		El-Domyati, Amine	LIB	35.87	1:19.10
	5	8		Corelo, Salvador	HON		DQ
	6	2		Wang, Lin	CHN		DQ

**Men/100 M Breaststroke
Final B (9-16)/July 29****Hommes/100 m brasse
Finale b (9-16)/29 Juil**

RANK RANG	LANE COUL	NAME	CTRY	50 M	100 M
1	4	Minervini, Gianni	ITA	30.12	1:03.99
2	2	Takahashi, Shigehiro	JPN	30.53	1:04.41
3	5	Lang, Peter	FRG	30.58	1:04.43
4	3	Restrepo, Pablo	COL	30.58	1:04.79
5	6	Boehm, Thomas	AUT	30.17	1:04.99
6	7	Cambell, Iain	GBR	30.49	1:05.02
7	1	Austin, Brett	NZL	30.52	1:05.49
8	8	Berggren, Peter	SWE	30.74	1:05.66

**Men/100 M Breaststroke
Final A (1-8)/July 29****Hommes/100 m brasse
Finale a (1-8)/29 Juil**

RANK RANG	LANE COUL	NAME	CTRY	50 M	100 M
1	2	Lundquist, Steve	USA	28.88	1:01.65
2	7	Davis, Victor	CAN	29.37	1:01.99
3	5	Evans, Peter	AUS	29.40	1:02.97
4	1	Moorhouse, Adrian	GBR	29.46	1:03.25
5	4	Moffet, John	USA	30.08	1:03.29
6	3	Stocks, Brett	AUS	30.05	1:03.49
7	6	Morken, Gerald	FRG	29.67	1:03.95
8	8	Avagnano, Raffaele	ITA	29.92	1:04.11

Race-in-Review: Steve Lundquist (USA) got a sensational start and after 50 meters it became evident that the race was going to be for second place. Victor Davis (CAN) was second after the 50-meter turn, about a body-length behind Lundquist. Lundquist and Davis maintained their positions to the finish as Lundquist set both world and Olympic records. Peter Evans (AUS) held off Adrian Moorhouse (GBR) for third.
Compte rendu: Steve Lundquist (USA) effectuait un départ extraordinaire et après 50m de course il devenait évident que le suspense de cette course serait constitué par la place de second. Victor Davis (CAN) était deuxième après le virage des 50m, à environ une longueur derrière Lundquist. Lundquist et Davis maintenaient leurs positions jusqu'à la ligne d'arrivée où Lundquist établissait à la fois un record mondial et olympique. Peter Evans (AUS) résistait à Adrian Moorhouse (GBR) pour la place de troisième.

Swimming

Men/200 M Breaststroke Heat 1/Aug. 02

RANK RANG	LANE COUL	NAME	CTRY	50 M	100 M	150 M	200 M
1	5	Fitzpatrick, Ken	CAN	31.42	1:06.93	1:42.46	2:19.74
2	4	Evans, Peter	AUS	31.40	1:06.51	1:43.37	2:21.21
3	3	Morillo, Eduardo	MEX	31.75	1:08.04	1:45.44	2:23.72
4	2	Jarventaus, Martti	FIN	31.98	1:09.22	1:47.86	2:26.96
5	6	Prohaska, Gerhard	AUT	33.67	1:12.33	1:50.76	2:27.85
6	1	Palma Abraham, David	HON	34.84	1:14.52	1:55.84	2:37.65
7	7	Farlow, Brian	ISV	33.80	1:12.74	1:54.26	2:37.87

Men/200 M Breaststroke Heat 2/Aug. 02

RANK RANG	LANE COUL	NAME	CTRY	50 M	100 M	150 M	200 M
1	4	Takahashi, Shigehiro	JPN	31.41	1:06.49	1:42.75	2:19.98
2	6	Gutierrez, Manuel	PAN	33.81	1:10.26	1:46.65	2:23.02
3	5	Deneuille, Christophe	FRA	33.08	1:09.61	1:46.80	2:24.54
4	3	Olsen, Jan-Erick	NOR	32.72	1:09.63	1:47.41	2:25.75
5	2	Guanco, Francisco	PHI	33.27	1:10.39	1:48.14	2:26.12
	1	Carvalho, Luiz	BRA				DQ
	7	Sigurdsson, Arni	ISL				DQ

Men/200 M Breaststroke Heat 3/Aug. 02

RANK RANG	LANE COUL	NAME	CTRY	50 M	100 M	150 M	200 M
1	5	Del Prete, Marco	ITA	32.29	1:07.85	1:43.49	2:18.90
2	3	Cambell, Iain	GBR	31.47	1:07.02	1:43.89	2:20.78
3	6	Newallo, Paul	TRI	34.07	1:12.65	1:51.02	2:28.88
4	2	Ortigosa, Oscar	PER	33.33	1:10.92	1:50.27	2:29.73
5	7	Helgason, Tryggvi	ISL	34.46	1:13.60	1:52.69	2:32.03
	1	El-Domyati, Amine	LIB				NP
	4	Moffet, John	USA				NP

Men/200 M Breaststroke Heat 4/Aug. 02

RANK RANG	LANE COUL	NAME	CTRY	50 M	100 M	150 M	200 M
1	4	Schroeder, Richard	USA	29.82	1:03.91	1:40.31	2:19.23
2	3	Yokochi, Alexandre	POR	32.32	1:07.66	1:43.41	2:19.76
3	6	Boehm, Thomas	AUT	32.15	1:08.33	1:45.64	2:22.17
4	5	Avagnano, Raffaele	ITA	31.51	1:07.60	1:44.94	2:22.90
5	2	Aguilar, Andrey	CRC	33.04	1:09.55	1:47.77	2:27.69
6	7	Henao, Jorge	VEN	32.75	1:09.99	1:48.21	2:28.03
7	1	Alhahdoud, Ahmad	KUW	35.04	1:14.59	1:55.92	2:37.63

Men/200 M Breaststroke Heat 5/Aug. 02

RANK RANG	LANE COUL	NAME	CTRY	50 M	100 M	150 M	200 M
1	5	Restrepo, Pablo	COL	31.34	1:06.41	1:41.93	2:19.77
2	3	Romero, Enrique	ESP	32.57	1:09.01	1:45.36	2:21.25
3	4	Morken, Gerald	FRG	31.67	1:07.95	1:45.17	2:22.99
4	2	Jin, Fu	CHN	32.21	1:09.55	1:47.87	2:26.34
5	7	Jaitulla, Jairulla	PHI	33.28	1:10.58	1:49.99	2:30.87
6	1	Woolard, Harrell	ISV	34.61	1:16.78	2:00.61	2:45.68
	6	Morf, Felix	SUI				DQ

Men/200 M Breaststroke Heat 6/Aug. 02

RANK RANG	LANE COUL	NAME	CTRY	50 M	100 M	150 M	200 M
1	4	Beringen, Glenn	AUS	31.94	1:07.65	1:42.37	2:17.29
2	5	Moorhouse, Adrian	GBR	31.96	1:08.25	1:44.27	2:19.83
3	3	Watanabe, Kenji	JPN	32.40	1:09.01	1:45.36	2:22.33
4	6	Shtigman, Eyal	ISR	32.41	1:09.32	1:46.79	2:24.93
5	2	Austin, Brett	NZL	32.30	1:08.67	1:46.54	2:27.25
6	7	Wan, Kam Sing	HKG	33.65	1:12.06	1:52.22	2:32.13
7	1	Marroquin-Lara, Fernando	GUA	34.04	1:12.84	1:53.53	2:35.21

Men/200 M Breaststroke Heat 7/Aug. 02

RANK RANG	LANE COUL	NAME	CTRY	50 M	100 M	150 M	200 M
1	4	Davis, Victor	CAN	31.46	1:06.65	1:41.99	2:18.20
2	5	Dagon, Etienne	SUI	31.58	1:07.45	1:42.90	2:18.95
3	3	Pata, Thierry	FRA	32.15	1:08.18	1:43.98	2:20.14
4	6	Lang, Peter	FRG	33.14	1:10.02	1:47.04	2:24.60
5	2	Falon, Julio Cesar	ARG	32.12	1:09.31	1:49.00	2:30.40
6	7	Ruberry, Victor	BER	33.26	1:11.62	1:52.21	2:31.48
7	1	Nadim, Ayman	EGY	33.40	1:12.55	1:52.51	2:33.17

Natation

Men/200 M Breaststroke Summary/Heats/Aug. 02


RANK RANG	HEAT	LANE	NAME	CTRY	50 M	100 M	150 M	200 M
1	6	4	Beringen, Glenn	AUS	31.94	1:07.65	1:42.37	2:17.29
2	7	4	Davis, Victor	CAN	31.46	1:06.65	1:41.99	2:18.20
3	3	5	Del Prete, Marco	ITA	32.29	1:07.85	1:43.49	2:18.90
4	7	5	Dagon, Etienne	SUI	31.58	1:07.45	1:42.90	2:18.95
5	4	4	Schroeder, Richard	USA	29.82	1:03.91	1:40.31	2:19.23
6	1	5	Fitzpatrick, Ken	CAN	31.42	1:06.93	1:42.46	2:19.74
7	4	3	Yokochi, Alexandre	POR	32.32	1:07.66	1:43.41	2:19.76
8	5	5	Restrepo, Pablo	COL	31.34	1:06.41	1:41.93	2:19.77
9	6	5	Moorhouse, Adrian	GBR	31.96	1:08.25	1:44.27	2:19.83
10	2	4	Takahashi, Shigehiro	JPN	31.41	1:06.49	1:42.75	2:19.98
11	7	3	Pata, Thierry	FRA	32.15	1:08.18	1:43.98	2:20.14
12	3	3	Cambell, Iain	GBR	31.47	1:07.02	1:43.89	2:20.78
13	1	4	Evans, Peter	AUS	31.40	1:06.51	1:43.37	2:21.21
14	5	3	Romero, Enrique	ESP	32.57	1:09.01	1:45.36	2:21.25
15	4	6	Boehm, Thomas	AUT	32.15	1:08.33	1:45.64	2:22.17
16	6	3	Watanabe, Kenji	JPN	32.40	1:09.01	1:45.36	2:22.33
17	4	5	Avagnano, Raffaele	ITA	31.51	1:07.60	1:44.94	2:22.90
18	5	4	Morken, Gerald	FRG	31.67	1:07.95	1:45.17	2:22.99
19	2	6	Gutierrez, Manuel	PAN	33.81	1:10.26	1:46.65	2:23.02
20	1	3	Morillo, Eduardo	MEX	31.75	1:08.04	1:45.44	2:23.72
21	2	5	Deneuille, Christophe	FRA	33.08	1:09.61	1:46.80	2:24.54
22	7	6	Lang, Peter	FRG	33.14	1:10.02	1:47.04	2:24.60
23	6	6	Shtigman, Eyal	ISR	32.41	1:09.32	1:46.79	2:24.93
24	2	3	Olsen, Jan-Erick	NOR	32.72	1:09.63	1:47.41	2:25.75
25	2	2	Guanco, Francisco	PHI	33.27	1:10.39	1:48.14	2:26.12
26	5	2	Jin, Fu	CHN	32.21	1:09.55	1:47.87	2:26.34
27	1	2	Jarventaus, Martti	FIN	31.98	1:09.22	1:47.86	2:26.96
28	6	2	Austin, Brett	NZL	32.30	1:08.67	1:46.54	2:27.25
29	4	2	Aguilar, Andrey	CRC	33.04	1:09.55	1:47.77	2:27.69
30	1	6	Prohaska, Gerhard	AUT	33.67	1:12.33	1:50.76	2:27.85
31	4	7	Henao, Jorge	VEN	32.75	1:09.99	1:48.21	2:28.03
32	3	6	Newallo, Paul	TRI	34.07	1:12.65	1:51.02	2:28.88
33	3	2	Ortigosa, Oscar	PER	33.33	1:10.92	1:50.27	2:29.73
34	7	2	Falon, Julio Cesar	ARG	32.12	1:09.31	1:49.00	2:30.40
35	5	7	Jaitulla, Jairulla	PHI	33.28	1:10.58	1:49.99	2:30.87
36	7	7	Ruberry, Victor	BER	33.26	1:11.62	1:52.21	2:31.48
37	3	7	Helgason, Tryggvi	ISL	34.46	1:13.60	1:52.69	2:32.03
38	6	7	Watt, Kam Sing	HKG	33.65	1:12.06	1:52.22	2:32.13
39	7	1	Nadim, Ayman	EGY	33.40	1:12.55	1:52.51	2:33.17
40	6	1	Marroquin-Lara, Fernando	GUA	34.04	1:12.84	1:53.53	2:35.21
41	4	1	Alhahdoud, Ahmad	KUW	35.04	1:14.59	1:55.92	2:37.63
42	1	1	Palma Abraham, David	HON	34.84	1:14.52	1:55.84	2:37.65
43	1	7	Farlow, Brian	ISV	33.80	1:12.74	1:54.26	2:37.87
44	5	1	Woolard, Harrell	ISV	34.61	1:16.78	2:00.61	2:45.68
	2	1	Carvalho, Luiz	BRA				DQ
	2	7	Sigurdsson, Arni	ISL				DQ
	5	6	Morf, Felix	SUI				DQ
	3	1	El-Domyati, Amine	LIB				NP
	3	4	Moffet, John	USA				NP

The first 8 qualify for Final A (1-8)/Les 8 premiers se qualifient pour la Finale A (1-8)
The next 8 qualify for Final B (9-16)/Les 8 suivants se qualifient pour la Finale B (9-16)

Men/200 M Breaststroke Final B (9-16)/Aug. 02

RANK RANG	LANE COUL	NAME	CTRY	50 M	100 M	150 M	200 M
1	4	Moorhouse, Adrian	GBR	31.94	1:08.50	1:44.80	2:18.83
2	3	Pata, Thierry	FRA	32.45	1:08.72	1:44.36	2:20.05
3	6	Cambell, Iain	GBR	32.20	1:08.44	1:45.05	2:20.62
4	5	Takahashi, Shigehiro	JPN	31.95	1:08.72	1:44.79	2:20.93
5	2	Romero, Enrique	ESP	32.04	1:08.52	1:45.25	2:21.19
6	7	Boehm, Thomas	AUT	32.32	1:08.92	1:45.87	2:22.09
7	1	Watanabe, Kenji	JPN	32.14	1:08.71	1:45.77	2:22.29
8	8	Gutierrez, Manuel	PAN	32.94	1:09.85	1:46.61	2:23.13

Men/200 M Breaststroke Final A (1-8)/Aug. 02

RANK RANG	LANE COUL	NAME	CTRY	50 M	100 M	150 M	200 M
1	5	Davis, Victor	CAN	30.43	1:03.83	1:38.67	2:13.34 
2	4	Beringen, Glenn	AUS	31.34	1:06.00	1:40.45	2:15.79
3	6	Dagon, Etienne	SUI	31.24	1:07.06	1:42.00	2:17.41
4	2	Schroeder, Richard	USA	30.69	1:05.60	1:41.91	2:18.03
5	7	Fitzpatrick, Ken	CAN	31.58	1:06.77	1:42.56	2:18.86
6	8	Restrepo, Pablo	COL	31.03	1:06.14	1:42.45	2:18.96
7	1	Yokochi, Alexandre	POR	32.56	1:08.23	1:44.33	2:20.69
	3	Del Prete, Marco	ITA				DQ

Race-in-Review: Rich Schroeder (USA) got the quickest start and shared the early lead with Victor Davis (CAN). Davis took command of the race at 50 meters, maintaining his lead at world record pace to the finish. Schroeder faded to third at 100 meters being replaced in second by Glenn Beringen (AUS). Beringen kept his second place position while Schroeder was passed at the end by Etienne Dagon (SUI) and faded to fourth. National records were broken by Davis, Beringen and Dagon.
Compte rendu: Rich Schroeder (USA) effectuait le meilleur départ et était en tête de la course avec Victor Davis (CAN). Davis prenait le commandement aux 50m, maintenant son avance et un temps de record du monde jusqu'à l'arrivée. Schroeder faiblissait et était relégué à la troisième place aux 100m par Glenn Beringen (AUS). Beringen conservait sa deuxième place tandis que Schroeder était dépassé à la fin par Etienne Dagon (SUI) et finissait donc quatrième. Des records nationaux étaient établis par Davis, Beringen et Dagon.

**Men/100 M Butterfly
Heat 1/July 30****Hommes/100 m papillon
Eliminatoire 1/30 Juil**

RANK RANG	LANE COUL	NAME	CTRY	50 M	100 M
1	5	Buchanan, Glenn	AUS	25.82	54.86
2	3	Halsall, Dano	SUI	25.56	55.35
3	4	Lopez-Zubero, David	ESP	25.82	55.66
4	6	Ozun, Sabrihsan	TUR	26.77	56.55
5	2	Tsang, Yi Ming	HKG	27.49	58.25
6	7	Marks, Deryck	JAM	27.70	1:00.57
7	1	Alghaith, Adel	KUW	29.52	1:04.62

**Men/100 M Butterfly
Heat 2/July 30****Hommes/100 m papillon
Eliminatoire 2/30 Juil**

RANK RANG	LANE COUL	NAME	CTRY	50 M	100 M
1	4	Vidal Castro, Rafael	VEN	26.05	54.33
2	5	Rampazzo, Fabrizio	ITA	26.27	55.70
3	6	Garmendia, Harri	ESP	26.87	55.97
4	3	Baric, Hrvoje	YUG	26.52	56.70
5	2	Nottage, D. Sean	BAH	27.72	58.73
6	7	Eid, Ahmed	EGY	27.58	58.95
7	1	Tupou, Samuela	FIJ	30.70	1:07.75

**Men/100 M Butterfly
Heat 3/July 30****Hommes/100 m papillon
Eliminatoire 3/30 Juil**

RANK RANG	LANE COUL	NAME	CTRY	50 M	100 M
1	5	Behrend, Andreas	FAG	25.75	55.22
2	6	Stevenson, Kristopher-Leo	GRE	26.20	55.46
3	2	Nesty, Anthony	SUR	26.84	56.15
4	3	De Ken, Gerard	HOL	26.57	56.55
5	4	Colon, Filiberto	PUR	26.89	56.66
6	7	Bang, Jun-Young	KOR	27.80	58.91
7	1	Matzouk, Faisal	KUW	28.90	1:02.00

**Men/100 M Butterfly
Heat 4/July 30****Hommes/100 m papillon
Eliminatoire 4/30 Juil**

RANK RANG	LANE COUL	NAME	CTRY	50 M	100 M
1	5	Jameson, Andrew	GBR	25.97	54.59
2	4	Ponting, Tom	CAN	26.59	55.23
3	6	Saka, Taihei	JPN	26.75	56.40
4	3	Ang, Peng-Siong	SIN	26.06	56.61
5	2	Marsh, Allan	JAM	27.04	57.69
6	7	Santos, Joao	POR	27.31	58.17
7	1	El-Baba, Ibrahim	LIB	29.61	1:04.48
8	8	Corelo, Salvador	HON	29.31	1:05.91

**Men/100 M Butterfly
Heat 5/July 30****Hommes/100 m papillon
Eliminatoire 5/30 Juil**

RANK RANG	LANE COUL	NAME	CTRY	50 M	100 M
1	5	Baron, Bengt	SWE	25.54	54.67
2	4	Gribble, Matthew	USA	25.89	55.39
3	3	Vervoorn, Kees	HOL	25.76	55.46
4	6	Kawawa, Shudo	JPN	26.80	56.52
5	7	Said, Ahmed	EGY	26.96	57.71
6	2	Ozun, Sadri Kemal	TUR	26.57	57.75
7	8	Miranda Trejo, Juan	ESA	29.29	1:04.33
8	1	Sorby, Warren	FIJ	28.88	1:05.53

**Men/100 M Butterfly
Heat 6/July 30****Hommes/100 m papillon
Eliminatoire 6/30 Juil**

RANK RANG	LANE COUL	NAME	CTRY	50 M	100 M
1	4	Gross, Michael	FRG	25.42	54.02 ⁹⁸⁸
2	5	Oestberg, Soeren	DEN	25.94	55.73
3	3	David, Theophile	SUI	26.16	55.81
4	6	Collins, Ian	GBR	26.29	56.41
5	2	Zheng, Jian	CHN	26.85	56.58
6	7	Romo, Carlos	MEX	26.77	57.61
7	1	Granados, Roberto	GUA	29.13	1:02.32
8	8	Fadel, Esa	BRN	32.82	1:13.27

**Men/100 M Butterfly
Heat 7/July 30****Hommes/100 m papillon
Eliminatoire 7/30 Juil**

RANK RANG	LANE COUL	NAME	CTRY	50 M	100 M
1	4	Morales, Pedro Pablo	USA	25.21	53.78 ⁹⁸⁸
2	6	Masse, Anthony	NZL	26.23	55.19
3	3	Stockwell, Mark	AUS	25.95	55.70
4	5	Churchill, David	CAN	26.36	55.84
5	7	Juncos, Luis Augusto	ARG	26.58	56.86
6	2	Scanavino, Carlos	URU	27.03	57.46
7	1	Jonsson, Ingi	ISL	28.51	1:00.68
8	8	Ncala, Trevor	SWZ	30.07	1:06.94

**Men/100 M Butterfly
Summary/Heats/July 30****Hommes/100 m papillon
Sommaire/eliminatoires/30 Juil**

The first 8 qualify for Final A (1-8)/Les 8 premiers se qualifient pour la Finale A (1-8)
The next 8 qualify for Final B (9-16)/Les 8 suivants se qualifient pour la Finale B (9-16)

RANK RANG	HEAT	LANE COUL	NAME	CTRY	50 M	100 M		
1	7	4	Morales, Pedro Pablo	USA	25.21	53.78 ⁹⁸⁸		
2	6	4	Gross, Michael	FRG	25.42	54.02		
3	2	4	Vidal Castro, Rafael	VEN	26.05	54.33		
4	4	5	Jameson, Andrew	GBR	25.97	54.59		
5	5	5	Baron, Bengt	SWE	25.54	54.67		
6	1	5	Buchanan, Glenn	AUS	25.82	54.86		
7	7	6	Mosse, Anthony	NZL	26.23	55.19		
8	3	5	Behrend, Andreas	FRG	25.75	55.22		
9	4	4	Ponting, Tom	CAN	26.59	55.23		
10	1	3	Halsall, Dano	SUI	25.56	55.35		
11	5	4	Grabble, Matthew	USA	25.89	55.39		
12	3	6	Stevenson, Kristopher-Leo	GRE	26.20	55.46		
			5	3	Vervoorn, Kees	HOL	25.76	55.46
14	1	4	Lopez-Zubero, David	ESP	25.82	55.66		
15	2	5	Rampazzo, Fabrizio	ITA	26.27	55.70		
			7	3	Stockwell, Mark	AUS	25.95	55.70
17	6	5	Oestberg, Soeren	DEN	25.94	55.73		
18	6	3	David, Theophile	SUI	26.16	55.81		
19	7	5	Churchill, David	CAN	26.36	55.84		
20	2	6	Garmendia, Harri	ESP	26.87	55.97		
21	3	2	Nesty, Anthony	SUR	26.84	56.15		
22	4	6	Saks, Taihei	JPN	26.75	56.40		
23	6	6	Collins, Ian	GBR	26.29	56.41		
24	5	6	Kawawa, Shudo	JPN	26.80	56.52		
25	1	6	Ozun, Sabrihsan	TUR	26.77	56.55		
			3	3	De Kort, Gerard	HOL	26.57	56.55
27	6	2	Zheng, Jian	CHN	26.85	56.58		
28	4	3	Ang, Peng-Siong	SIN	26.06	56.61		
29	3	4	Colon, Filiberto	PUR	26.89	56.66		
30	2	3	Baric, Hrvoje	YUG	26.52	56.70		
31	7	7	Juncos, Luis Augusto	ARG	26.58	56.86		
32	7	2	Scanavino, Carlos	URU	27.03	57.46		
33	6	7	Romo, Carlos	MEX	26.77	57.61		
34	4	2	Marsh, Allan	JAM	27.04	57.69		
35	5	7	Said, Ahmed	EGY	26.96	57.71		
36	5	2	Ozun, Sadri Kemal	TUR	26.57	57.75		
37	4	7	Santos, Joao	POR	27.31	58.17		
38	1	2	Tsang, Yi Ming	HKG	27.49	58.25		
39	2	2	Nottage, D. Sean	BAH	27.72	58.73		
40	3	7	Bang, Jun-Young	KOR	27.80	58.91		
41	2	7	Eid, Ahmed	EGY	27.58	58.95		
42	1	7	Marks, Deryck	JAM	27.70	1:00.57		
43	7	1	Jonsson, Ingi	ISL	28.51	1:00.68		
44	3	1	Marzouk, Faisal	KUW	28.90	1:02.00		
45	6	1	Granados, Roberto	GUA	29.13	1:02.32		
46	5	8	Miranda Trejo, Juan	ESA	29.29	1:04.33		
47	4	1	El-Baba, Ibrahim	LIB	29.61	1:04.48		
48	1	1	Alghaith, Adel	KUW	29.52	1:04.62		
49	5	1	Sorby, Warren	FIJ	28.88	1:05.53		
50	4	8	Corelo, Salvador	HON	29.31	1:05.91		
51	7	8	Ncala, Trevor	SWZ	30.07	1:06.94		
52	2	1	Tupou, Samuela	FIJ	30.70	1:07.75		
53	6	8	Fadel, Esa	BRN	32.82	1:13.27		

**Men/100 M Butterfly
Final B (9-16)/July 30****Hommes/100 m papillon
Finale b (9-16)/30 Juil**

RANK RANG	LANE COUL	NAME	CTRY	50 M	100 M	
1	4	Ponting, Tom	CAN	26.64	55.31	
2	8	David, Theophile	SUI	26.24	55.40	
3	5	Halsall, Dano	SUI	25.93	55.51	
4	2	Lopez-Zubero, David	ESP	26.45	55.61	
		6	Stevenson, Kristopher-Leo	GRE	25.94	55.61
6	3	Vervoorn, Kees	HOL	25.94	55.75	
7	1	Oestberg, Soeren	DEN	26.65	56.04	
		7	Rampazzo, Fabrizio	ITA		NP

**Men/100 M Butterfly
Final A (1-8)/July 30****Hommes/100 m papillon
Finale a (1-8)/30 Juil**

RANK RANG	LANE COUL	NAME	CTRY	50 M	100 M
1	5	Gross, Michael	FRG	24.77	53.08 ⁹⁸⁸ ⁹⁸⁸
2	4	Morales, Pedro Pablo	USA	24.76	53.23
3	7	Buchanan, Glenn	AUS	25.33	53.85
4	3	Vidal Castro, Rafael	VEN	25.98	54.27
5	6	Jameson, Andrew	GBR	25.58	54.28
6	1	Mosse, Anthony	NZL	26.35	54.93
7	8	Behrend, Andreas	FRG	25.38	54.95
8	2	Baron, Bengt	SWE	25.99	55.14

Race-in-Review: Michael Gross (FRG) took a slight lead off the starting blocks and was narrowly ahead of Pablo Morales (USA) before the turn. However, Morales had a great turn and gained a half body-length on Gross. He kept that lead until 10 meters to go when Gross surged to win the gold medal in a world and Olympic record time. The race turned out to be the fastest 100-meter butterfly in history, as the top six swimmers all set national records.

Compte rendu: Michael Gross (FRG) prenait un léger avantage au départ et était suivi de très près par Pablo Morales (USA) avant le virage. Cependant, Morales effectuait un excellent virage qui lui donnait 1/2 longueur d'avance sur Gross. Il conservait cette avance jusqu'à dix mètres de l'arrivée, moment où Gross effectuait une incroyable fin de course pour gagner la médaille d'or dans un temps de record olympique et de record mondial. Cette course constituait en fait le 100m papillon le plus rapide de l'histoire, puisque les six premiers nageurs établissaient tous des records nationaux.

Swimming

Men/200 M Butterfly Heat 1/Aug. 03

RANK RANG	LANE COUL	NAME	CTRY	50 M	100 M	150 M	200 M
1	4	Kennedy, Patrick	USA	27.44	57.86	1:28.55	2:00.28
2	5	DeKort, Gerard	HOL	27.09	57.82	1:29.23	2:00.83
3	3	Hubble, Philip	GBR	27.74	58.55	1:30.19	2:02.76
4	6	David, Theophile	SUI	28.01	59.02	1:31.08	2:03.21
5	2	Umana, Alberto Jose	VEN	28.77	1:01.12	1:33.29	2:05.29
6	7	Bang, Jun-Young	KOR	28.36	1:00.09	1:33.83	2:07.80
7	1	Granados, Roberto	GUA	29.81	1:02.89	1:37.25	2:13.79

Men/200 M Butterfly Heat 2/Aug. 03

RANK RANG	LANE COUL	NAME	CTRY	50 M	100 M	150 M	200 M
1	4	Prado, Ricardo	BRA	27.97	58.36	1:29.11	2:00.59
2	5	Drost, Frank	HOL	27.26	57.78	1:29.20	2:01.18
3	3	Leidstrom, Thomas	SWE	27.69	59.13	1:31.07	2:03.81
4	2	Kochavy, Yoram	ISR	28.24	59.18	1:30.85	2:04.08
5	6	Behrend, Andreas	FRG	26.84	57.48	1:30.21	2:06.06
6	7	Tsang, Yi Ming	HKG	28.37	1:00.29	1:34.30	2:08.44
	1	Said, Ahmed	EGY				NP

Men/200 M Butterfly Heat 3/Aug. 03

RANK RANG	LANE COUL	NAME	CTRY	50 M	100 M	150 M	200 M
1	5	Mosse, Anthony	NZL	26.97	57.59	1:28.39	1:59.76
2	4	Ponting, Tom	CAN	27.23	57.43	1:28.48	1:59.78
3	3	Ward, Peter	CAN	27.82	58.30	1:28.61	1:59.99
4	6	Garmendia, Harri	ESP	28.78	1:00.36	1:31.37	2:02.37
5	2	Stevenson, Kristopher-Leo	GRE	27.80	59.28	1:30.59	2:02.94
6	7	Oestberg, Soeren	DEN	28.88	1:00.21	1:31.94	2:06.12
7	1	Wozniak, James	BAR	29.44	1:02.88	1:37.69	2:13.17
8	8	Pino, Juan Jose	HON	32.98	1:09.30	1:45.73	2:22.80

Men/200 M Butterfly Heat 4/Aug. 03

RANK RANG	LANE COUL	NAME	CTRY	50 M	100 M	150 M	200 M
1	4	Morales, Pedro Pablo	USA	26.84	57.45	1:28.51	1:59.19 🏊🏊
2	3	Sieben, Jon	AUS	26.96	57.80	1:27.89	1:59.63
3	5	Revell, Paolo	ITA	26.94	57.31	1:28.28	2:00.38
4	6	Saka, Taihei	JPN	27.77	58.18	1:28.76	2:00.66
5	2	Kawawa, Shudo	JPN	27.93	58.76	1:30.75	2:03.07
6	7	Ozun, Sabrihsan	TUR	27.81	58.97	1:31.90	2:07.45
7	1	Youssef, Mohamed	EGY	28.82	1:01.20	1:34.91	2:08.88
	8	Juca, Marcelo	BRA				

Men/200 M Butterfly Heat 5/Aug. 03

RANK RANG	LANE COUL	NAME	CTRY	50 M	100 M	150 M	200 M
1	4	Gross, Michael	FRG	26.66	56.71	1:27.88	1:58.72 🏊🏊
2	5	Vidal Castro, Rafael	VEN	26.95	56.84	1:27.88	1:59.15
3	6	Hodgson, Nicholas	GBR	27.73	58.36	1:29.68	2:01.64
4	3	Colon, Filiberto	PUR	27.59	58.11	1:29.35	2:01.80
5	7	Santos, Joao	POR	28.25	59.90	1:32.08	2:04.72
6	1	Aguilar, Andrey	CRC	28.95	1:00.85	1:33.87	2:08.74
7	8	Miranda Trejo, Juan	ESA	31.84	1:09.09	1:52.25	2:38.32
	2	Rampazzo, Fabrizio	ITA				NP

Men/200 M Butterfly Summary/Heats/Aug. 03

The first 8 qualify for Final A (1-8)/Les 8 premiers se qualifient pour la Finale A (1-8)
The next 8 qualify for Final B (9-16)/Les 8 suivants se qualifient pour la Finale B (9-16)

RANK RANG	HEAT ELIM	LANE COUL	NAME	CTRY	50 M	100 M	150 M	200 M
1	5	4	Gross, Michael	FRG	26.66	56.71	1:27.88	1:58.72 🏊🏊
2	5	5	Vidal Castro, Rafael	VEN	26.95	56.84	1:27.88	1:59.15
3	4	4	Morales, Pedro Pablo	USA	26.84	57.45	1:28.51	1:59.19
4	4	3	Sieban, Jon	AUS	26.96	57.80	1:27.89	1:59.63
5	3	5	Mosse, Anthony	NZL	26.97	57.59	1:28.39	1:59.76
6	3	4	Ponting, Tom	CAN	27.23	57.43	1:28.48	1:59.78
7	3	3	Ward, Peter	CAN	27.82	58.30	1:28.61	1:59.99
8	1	4	Kennedy, Patrick	USA	27.44	57.86	1:28.55	2:00.28
9	4	5	Revell, Paolo	ITA	26.94	57.31	1:28.28	2:00.38
10	2	4	Prado, Ricardo	BRA	27.97	58.36	1:29.11	2:00.59
11	4	6	Saka, Taihei	JPN	27.77	58.18	1:28.76	2:00.66
12	1	5	De Kort, Gerard	HOL	27.09	57.82	1:29.23	2:00.83
13	2	5	Drost, Frank	HOL	27.26	57.78	1:29.20	2:01.18
14	5	6	Hodgson, Nicholas	GBR	27.73	58.36	1:29.68	2:01.64
15	5	3	Colon, Filiberto	PUR	27.59	58.11	1:29.35	2:01.80
16	3	6	Garmendia, Harri	ESP	28.78	1:00.36	1:31.37	2:02.37
17	1	3	Hubble, Philip	GBR	27.74	58.55	1:30.19	2:02.76
18	3	2	Stevenson, Kristopher-Leo	GRE	27.80	59.28	1:30.59	2:02.94
19	4	2	Kawawa, Shudo	JPN	27.93	58.76	1:30.75	2:03.07
20	1	6	David, Theophile	SUI	28.01	59.02	1:31.08	2:03.21
21	2	3	Leidstrom, Thomas	SWE	27.69	59.13	1:31.07	2:03.81
22	2	2	Kochavy, Yoram	ISR	28.24	59.18	1:30.85	2:04.08
23	5	7	Santos, Joao	POR	28.25	59.90	1:32.08	2:04.72
24	1	2	Umana, Alberto Jose	VEN	28.77	1:01.12	1:33.29	2:05.29

Natation

RANK RANG	HEAT ELIM	LANE COUL	NAME	CTRY	50 M	100 M	150 M	200 M
25	2	6	Behrend, Andreas	FRG	26.84	57.48	1:30.21	2:06.06
26	3	7	Oestberg, Soeren	DEN	28.88	1:00.21	1:31.94	2:06.12
27	4	7	Ozun, Sabrihsan	TUR	27.81	58.97	1:31.90	2:07.45
28	1	7	Bang, Jun-Young	KOR	28.36	1:00.09	1:33.83	2:07.80
29	2	7	Tsang, Yi Ming	HKG	28.37	1:00.29	1:34.30	2:08.44
30	5	1	Aguilar, Andrey	CRC	28.95	1:00.85	1:33.87	2:08.74
31	4	1	Youssef, Mohamed	EGY	28.82	1:01.20	1:34.91	2:08.88
32	3	1	Wozniak, James	BAR	29.44	1:02.88	1:37.69	2:13.17
33	1	1	Granados, Roberto	GUA	29.81	1:02.89	1:37.25	2:13.79
34	3	8	Pino, Juan Jose	HON	32.98	1:09.30	1:45.73	2:22.80
35	5	8	Miranda Trejo, Juan	ESA	31.84	1:09.09	1:52.25	2:38.32
		2	Said, Ahmed	EGY				NP
		4	Juca, Marcelo	BRA				NP
		5	Rampazzo, Fabrizio	ITA				NP

Men/200 M Butterfly Find B (9-16)/Aug. 03

RANK RANG	LANE COUL	NAME	CTRY	50 M	100 M	150 M	200 M
1	5	Saka, Taihei	JPN	28.02	58.54	1:29.60	2:00.31
2	6	Drost, Frank	HOL	27.47	58.07	1:29.44	2:01.23
3	2	Hodgson, Nicholas	GBR	28.05	58.72	1:29.94	2:01.24
4	7	Colon, Filiberto	PUR	27.74	58.57	1:30.04	2:01.27
5	3	De Kort, Gerard	HOL	27.28	58.26	1:29.74	2:01.30
6	4	Revell, Paolo	ITA	27.28	57.73	1:29.27	2:01.58
7	1	Garmendia, Harri	ESP	28.06	59.17	1:30.22	2:01.82
8	8	Hubble, Philip	GBR	27.57	57.86	1:29.72	2:03.06

Men/200 M Butterfly Final A (1-8)/Aug. 03

RANK RANG	LANE COUL	NAME	CTRY	50 M	100 M	150 M	200 M
1	6	Sieben, Jon	AUS	27.17	57.79	1:27.80	1:57.04 🏊🏊
2	4	Gross, Michael	FRG	26.28	56.17	1:26.01	1:57.40
3	5	Vidal Castro, Rafael	VEN	26.81	56.54	1:26.87	1:57.51
4	3	Morales, Pedro Pablo	USA	26.69	56.73	1:26.99	1:57.75
5	2	Mosse, Anthony	NZL	26.79	57.27	1:27.90	1:58.75
6	7	Ponting, Tom	CAN	27.46	57.66	1:28.50	1:59.37
7	1	Ward, Peter	CAN	27.69	57.92	1:28.96	2:00.39
8	8	Kennedy, Patrick	USA	27.47	57.74	1:28.93	2:01.03

*Race-in-Review: Michael Gross (FRG) got our first in Olympic record pace followed by Pablo Morales (USA) and Rafael Vidal (VEN). Gross maintained his Olympic record pace through 150 meters with Vidal and Morales close behind. In the final lap, Jon Sieben (AUS) came from fourth place to nip Gross for the gold medal in world and Olympic record time. This was the fastest 200-meter butterfly of all-time, as four national records were set (Sieben, Vidal, Morales and Anthony Mosse/NZL).
Compte rendu: Michael Gross (FRG) était le plus rapide au départ et nageait dans un temps de record olympique, suivi de Pablo Morales (USA) et de Rafael Vidal (VEN). Gross maintenait son rythme de record olympique, jusqu'à aux 150m avec Vidal et Morales très près derrière lui. Dans la dernière longueur, Jon Sieben (AUS) surgissait de la quatrième place pour coiffer Gross sur le poteau et gagnait la médaille d'or dans un temps de record olympique et mondial. Ce 200m papillon était aussi la course la plus rapide de son genre, puisque quatre records nationaux étaient établis (par Sieben, Vidal, Morales et Anthony Mosse de Nouvelle-Zélande).*

Men/200 M Individual Medley Heat 1/Aug. 04

RANK RANG	LANE COUL	NAME	CTRY	50 M	100 M	150 M	200 M
1	4	Cochran, Neil	GBR	26.91	58.03	1:35.57	2:05.39 🏊🏊
2	5	Woodhouse, Robert	AUS	28.09	1:00.28	1:37.25	2:06.45
3	3	Borgstrom, Arne	NOR	28.13	1:01.15	1:38.25	2:08.09
4	6	Aguilar, Andrey	CRC	28.16	1:02.52	1:40.09	2:11.63
5	2	Juncos, Luis Augusto	ARG	27.70	1:03.18	1:40.87	2:12.83
6	7	Elshefi, Emad	EGY	29.18	1:02.67	1:43.10	2:14.87
7	1	Sorby, Warren	FIJ	29.32	1:05.17	1:49.72	2:22.74

Men/200 M Individual Medley Heat 2/Aug. 04

RANK RANG	LANE COUL	NAME	CTRY	50 M	100 M	150 M	200 M
1	4	Prado, Ricardo	BRA	28.25	59.05	1:37.35	2:07.16
2	6	Rohde, Peter	DEN	27.16	59.87	1:38.05	2:07.93
3	5	Chernoff, Rob	CAN	27.56	1:01.05	1:37.01	2:08.47
4	3	Beringen, Glenn	AUS	28.43	1:02.19	1:38.02	2:08.65
5	2	Morley, David	BAH	28.98	1:03.09	1:44.75	2:16.85
6	7	Tsang, Yi Ming	HKG	28.52	1:04.27	1:46.01	2:17.75
7	1	Granados, Roberto	GUA	30.07	1:08.48	1:50.03	2:22.73

Men/200 M Individual Medley Heat 3/Aug. 04

RANK RANG	LANE COUL	NAME	CTRY	50 M	100 M	150 M	200 M	
1	5	Brew, Robin	GBR	27.05	58.51	1:34.29	2:04.13 🏊🏊	
2	4	Morales, Pedro Pablo	USA	25.36	57.67	1:34.57	2:04.32	
3	3	Diegel, Ralf	FRG	27.29	59.09	1:37.32	2:06.41	
4	6	Feng, Dave	CHN	28.07	1:01.75	1:40.33	2:11.30	
5	8	Covelo, Salvador	HON	29.19	1:07.02	1:48.38	2:22.29	
6	1	Woolard, Harrell	ISV	29.84	1:08.80	1:52.60	2:27.51	
		7	Rodriguez, Fernando	PER				DQ
		2	Pihlatsch, Alexander	AUT				NP



Men/200 M Individual Medley
Heat 4/Aug. 04

Hommes/200 m quatre nages
Éliminatoire 4/04 Aout

RANK RANG	LANE COUL	NAME	CTRY	50 M	100 M	150 M	200 M
1	4	Lundquist, Steve	USA	27.15	1:00.65	1:35.87	2:06.10
2	5	Phillips, Andrew	JAN	27.90	59.82	1:37.01	2:06.43
3	3	Ito, Shinji	JPN	26.92	59.95	1:37.98	2:07.76
4	6	Restrepo, Pablo	COL	28.56	1:02.41	1:37.70	2:08.12
5	2	Morillo, Eduardo	MEX	27.97	1:02.59	1:39.16	2:09.87
6	7	Jaitulla, Jairulla	PHI	29.57	1:04.17	1:41.69	2:12.82
7	1	Farlow, Brian	ISV	29.95	1:05.01	1:46.75	2:20.53
8	8	Piva, Michele	SMR	33.16	1:10.51	1:54.38	2:29.81

Men/200 M Individual Medley
Heat 5/Aug. 04

Hommes/200 m quatre nages
Éliminatoire 5/04 Aout

RANK RANG	LANE COUL	NAME	CTRY	50 M	100 M	150 M	200 M
1	4	Baumann, Alex	CAN	28.04	59.22	1:34.83	2:03.60 ^{OR}
2	5	Orn, Mikael	SWE	27.13	1:00.31	1:37.22	2:07.56
3	3	Schlingemann, Edsard	HOL	27.18	59.76	1:37.49	2:08.27
4	6	Garmendia, Harri	ESP	27.93	1:02.00	1:38.78	2:08.30
5	2	Kochavy, Yoram	ISR	28.40	1:02.13	1:41.02	2:11.81
6	1	Wozniak, James	BAR	29.00	1:05.15	1:48.07	2:22.49
7	8	Cruz, Joaquim	MOZ	32.64	1:12.56	1:57.83	2:35.99
7	7	Gutierrez, Manuel	PAN				DQ

Men/200 M Individual Medley
Heat 6/Aug. 04

Hommes/200 m quatre nages
Éliminatoire 6/04 Aout

RANK RANG	LANE COUL	NAME	CTRY	50 M	100 M	150 M	200 M
1	6	Klapkarek, Nicolai	FRG	27.58	59.89	1:37.17	2:06.07
2	4	Franceschi, Giovanni	ITA	27.44	59.06	1:36.28	2:06.76
3	3	Divano, Maurizio	ITA	28.53	1:00.86	1:37.13	2:07.19
4	5	Peterson, Anders	SWE	28.28	1:01.06	1:37.61	2:08.35
5	2	Chen, Qin	CHN	27.80	1:00.52	1:39.23	2:10.30
6	1	Ng, Wing Hon	HKG	30.27	1:05.87	1:46.03	2:18.64
7	8	Tupou, Samuela	FIJ	29.70	1:05.83	1:47.11	2:19.79
7	7	Attaroglu, Gokhan Ali	TUR				DQ

Men/200 M Individual Medley
Summary/Heats/Aug. 04

Hommes/200 m quatre nages
Sommaire/éliminatoires/04 Aout

The first 8 qualify for Final A (1-8)/Les B premiers se qualifient pour la Finale A (1-8)
The next 8 qualify for Final B (9-16)/Les 8 suivants se qualifient pour la Finale B (9-16)

RANK RANG	HEAT	LANE COUL	NAME	CTRY	50 M	100 M	150 M	200 M
1	5	4	Baumann, Alex	CAN	28.04	59.22	1:34.83	2:03.60 ^{OR}
2	3	5	Brew, Robin	GBR	27.05	58.51	1:34.29	2:04.13
3	3	4	Morales, Pedro Pablo	USA	25.36	57.67	1:34.57	2:04.32
4	1	4	Cochran, Neil	GBR	26.91	58.03	1:35.57	2:05.39
5	6	6	Klapkarek, Nicolai	FRG	27.58	59.89	1:37.17	2:06.07
6	4	4	Lundquist, Steve	USA	27.15	1:00.65	1:35.87	2:06.10
7	3	3	Diegel, Ralf	FRG	27.29	59.09	1:37.32	2:06.41
8	4	5	Phillips, Andrew	JAM	27.90	59.82	1:37.01	2:06.43
9	1	5	Woodhouse, Robert	AUS	28.09	1:00.28	1:37.25	2:06.45
10	6	4	Franceschi, Giovanni	ITA	27.44	59.06	1:36.28	2:06.76
11	2	4	Prado, Ricardo	BRA	28.25	59.05	1:37.35	2:07.16
12	6	3	Divano, Maurizio	ITA	28.53	1:00.86	1:37.13	2:07.19
13	5	5	Orn, Mikael	SWE	27.13	1:00.31	1:37.22	2:07.56
14	4	3	Ito, Shinji	JPN	26.92	59.95	1:37.98	2:07.76
15	2	6	Rohde, Peter	DEN	27.16	59.87	1:38.05	2:07.93
16	1	3	Borgstrom, Arne	NOR	28.13	1:01.15	1:38.25	2:08.09
17	4	6	Restrepo, Pablo	COL	28.56	1:02.41	1:37.70	2:08.12
18	5	3	Schlingemann, Edsard	HOL	27.18	59.76	1:37.49	2:08.27
19	5	6	Garmendia, Harri	ESP	27.93	1:02.00	1:38.78	2:08.30
20	6	5	Peterson, Anders	SWE	28.28	1:01.06	1:37.61	2:08.35
21	2	5	Chernoff, Rob	CAN	27.56	1:01.05	1:37.01	2:08.47
22	2	3	Beringen, Glenn	AUS	28.43	1:02.19	1:38.02	2:08.65
23	4	2	Morillo, Eduardo	MEX	27.97	1:02.59	1:39.16	2:09.87
24	6	2	Chen, Qin	CHN	27.80	1:00.52	1:39.23	2:10.30
25	3	6	Feng, Dawei	CHN	28.07	1:01.75	1:40.33	2:11.30
26	1	6	Aguilar, Andrey	CRC	28.16	1:02.52	1:40.09	2:11.63
27	5	2	Kochavy, Yoram	ISR	28.40	1:02.13	1:41.02	2:11.81
28	4	7	Jaitulla, Jairulla	PHI	29.57	1:04.17	1:41.69	2:12.82
29	1	2	Juncos, Luis Augusto	ARG	27.70	1:03.18	1:40.87	2:12.83
30	1	7	Eishafei, Emad	EGY	29.18	1:02.67	1:43.10	2:14.87
31	2	2	Morley, David	BAH	28.98	1:03.09	1:44.75	2:16.85
32	2	7	Tsang, Yi Ming	HKG	28.52	1:04.27	1:46.01	2:17.75
33	6	1	Ng, Wing Hon	HKG	30.27	1:05.87	1:46.03	2:18.64
34	6	8	Tupou, Samuela	FIJ	29.70	1:05.83	1:47.11	2:19.79
35	4	1	Farlow, Brian	ISV	29.95	1:05.01	1:46.75	2:20.53
36	3	8	Covelo, Salvador	HON	29.19	1:07.02	1:48.38	2:22.29
37	5	1	Wozniak, James	BAR	29.00	1:05.15	1:48.07	2:22.49
38	2	1	Granados, Roberto	GUA	30.07	1:08.48	1:50.03	2:22.73
39	1	1	Sorby, Warren	FIJ	29.32	1:05.17	1:49.72	2:22.74
40	3	1	Woolard, Harrell	ISV	29.84	1:08.80	1:52.60	2:27.51
41	4	8	Piva, Michele	SMR	33.16	1:10.51	1:54.38	2:29.81
42	5	8	Cruz, Joaquim	MOZ	32.64	1:12.56	1:57.83	2:35.99
3	7		Rodriguez, Fernando	PER				DQ
5	7		Gutierrez, Manuel	PAN				DQ
6	7		Attaroglu, Gokhan Ali	TUR				DQ
3	2		Pihatsch, Alexander	AUT				NP

Men/200 M Individual Medley
Final B (9-16)/Aug. 04

Hommes/200 m quatre nages
Finale b (9-16)/04 Aout

RANK RANG	LANE COUL	NAME	CTRY	50 M	100 M	150 M	200 M
1	4	Woodhouse, Robert	AUS	27.98	1:00.11	1:36.34	2:04.86
2	2	Ito, Shinji	JPN	27.50	59.60	1:37.08	2:06.07
3	5	Franceschi, Giovanni	ITA	27.30	59.85	1:36.74	2:06.10
4	3	Divano, Maurizio	ITA	28.67	1:01.51	1:37.42	2:06.72
5	7	Rohde, Peter	DEN	27.33	59.62	1:37.29	2:07.10
6	1	Borgstrom, Arne	NOR	28.30	1:01.98	1:38.73	2:08.03
7	8	Restrepo, Pablo	COL	28.56	1:02.72	1:38.48	2:08.35
8	6	Orn, Mikael	SWE	27.28	1:01.14	1:39.30	2:11.79

Men/200 M Individual Medley
Final A (1-8)/Aug. 04

Hommes/200 m quatre nages
Finale a (1-8)/04 Aout

RANK RANG	LANE COUL	NAME	CTRY	50 M	100 M	150 M	200 M
1	4	Baumann, Alex	CAN	27.81	58.25	1:33.28	2:01.42 ^{OR} ^{WB}
2	3	Morales, Pedro Pablo	USA	25.33	57.35	1:33.68	2:03.05
3	6	Cochran, Neil	GBR	27.31	58.59	1:35.57	2:04.38
4	5	Brew, Robin	GBR	27.52	58.88	1:35.02	2:04.52
5	7	Lundquist, Steve	USA	26.48	59.77	1:35.09	2:04.91
6	8	Phillips, Andrew	JAM	27.88	59.46	1:36.13	2:05.60
7	2	Klapkarek, Nicolai	FRG	27.18	59.32	1:36.95	2:05.88
8	1	Diegel, Ralf	FRG	27.15	1:00.16	1:37.84	2:06.66

Race-in-Review: Pablo Morales (USA) got off to a very fast start, well ahead of world record pace. At the end of the backstroke leg (100 meters), it was Morales still leading with Alex Baumann (CAN) in second and Neil Cochran (GBR) in third. Baumann passed Morales during the breaststroke leg pushing world record pace. Baumann finished strong, winning by a body-length over Morales in a new world and Olympic record time. Cochran, who had fallen back to fifth after 150 meters, narrowly out-touched teammate Robin Brew (GBR) for the bronze medal. In sixth place, Andrew Phillips (JAM) set a Jamaican record while seventh place finisher Nicolai Klapkarek set an FRG record.

Compte rendu: Pablo Morales (USA) partait très vite, bien en-deçà d'un temps de record du monde. A la fin du relais de dos (100m) Morales virait devant Alex Baumann (CAN) et Neil Cochran (GBR). Baumann passait Morales durant le relais de brasse, nageant lui aussi dans un temps de record du monde. Baumann finissait très fort, gagnant avec une longueur d'avance devant Morales dans un temps de nouveau record du monde et nouveau record olympique. Cochran qui avait retrogradé à la cinquième place aux 150m, parvenait cependant à battre son coéquipier Robin Brew (GBR) pour la médaille de bronze. En sixième place, Andrew Phillips (JAM) établissait un record de Jamaïque, tandis que le septième, Nicolai Klapkarek établissait un record pour la République Fédérale d'Allemagne.

Men/400 M Individual Medley
Heat 1/July 30

Hommes/400 m quatre nages
Éliminatoire 1/30 Juil

RANK RANG	LANE COUL	NAME	CTRY	100 M	200 M	300 M	400 M
1	4	Franceschi, Giovanni	ITA	59.06	2:05.84	3:20.75	4:23.03
2	5	Divano, Maurizio	ITA	1:00.56	2:08.04	3:22.10	4:23.61
3	3	Dobson, Peter	CAN	1:00.00	2:06.43	3:26.53	4:29.61
4	2	Ito, Shinji	JPN	59.81	2:08.72	3:27.39	4:30.52
5	6	Willmott, Stuart	GBR	1:01.15	2:11.22	3:29.25	4:32.90
6	7	Newkirk, Scott	ISV	1:03.44	2:15.51	3:44.34	4:48.15
7	1	Ng, Wing Hon	HKG	1:06.72	2:25.12	3:50.47	4:58.98
8	8	Piro, Juan Jose	HON	1:09.75	2:32.20	4:02.33	5:15.68

Men/400 M Individual Medley
Heat 2/July 30

Hommes/400 m quatre nages
Éliminatoire 2/30 Juil

RANK RANG	LANE COUL	NAME	CTRY	100 M	200 M	300 M	400 M
1	4	Prado, Ricardo	BRA	59.44	2:04.43	3:20.95	4:23.31
2	5	Vassallo, Jesus	USA	1:00.25	2:05.28	3:23.65	4:23.82
3	3	Diegel, Ralf	FRG	59.93	2:07.88	3:26.40	4:28.10
4	6	Borgstrom, Arne	NOR	1:02.13	2:10.31	3:27.64	4:28.37
5	7	Phillips, Andrew	JAM	1:01.66	2:08.88	3:28.28	4:29.43
6	2	Peterson, Anders	SWE	1:01.79	2:12.17	3:29.23	4:32.93
7	1	Jaitulla, Jairulla	PHI	1:04.53	2:22.92	3:44.61	4:51.24
8	8	Bolling, Julian	SRI	1:06.37	2:21.07	3:54.50	5:02.88

Men/400 M Individual Medley
Heat 3/July 30

Hommes/400 m quatre nages
Éliminatoire 3/30 Juil

RANK RANG	LANE COUL	NAME	CTRY	100 M	200 M	300 M	400 M
1	4	Baumann, Alex	CAN	1:00.96	2:06.98	3:22.19	4:22.46 ^{OR}
2	5	Kostoff, Jeffrey	USA	1:00.75	2:08.50	3:22.91	4:22.55
3	3	Woodhouse, Robert	AUS	1:01.32	2:07.85	3:24.16	4:24.85
4	6	Poulter, Stephen	GBR	59.93	2:10.20	3:24.94	4:25.38
5	7	Kochavy, Yoram	ISR	1:01.32	2:13.00	3:33.00	4:35.70
6	1	Wozniak, James	BAR	1:02.43	2:20.60	3:46.18	4:53.87
7	8	Wu, Ming-Hsun	TPE	1:04.84	2:26.36	3:56.32	5:02.94
2		Escalas, Rafael	ESP				NP

Swimming

Natation

Men/400 M Individual Medley Summary/Heats/July 30

Hommes/400 m quatre nages Sommaire/éliminatoires/30 Juil

The first 8 qualify for Final A (1-8)/Les 8 premiers se qualifient pour la Finale A (1-8)
The next 8 qualify for Final B (9-16)/Les 8 suivants se qualifient pour la Finale B (9-16)

RANK	HEAT	LANE	NAME	CTRY	100 M	200 M	300 M	400 M	
RANG	ELIM	COUL							
1	3	4	Baumann, Alex	CAN	1:00.96	2:06.98	3:22.19	4:22.46	🏊🏊
2	3	5	Kostoff, Jeffrey	USA	1:00.75	2:08.50	3:22.91	4:22.55	
3	1	4	Franceschi, Giovanni	ITA	59.06	2:05.84	3:20.75	4:23.03	
4	2	4	Prado, Ricardo	BRA	59.44	2:04.43	3:20.95	4:23.31	
5	1	5	Divano, Maurizio	ITA	1:00.56	2:08.04	3:22.10	4:23.61	
6	2	5	Vassallo, Jesus	USA	1:00.25	2:05.28	3:23.65	4:23.82	
7	3	3	Woodhouse, Robert	AUS	1:01.32	2:07.85	3:24.16	4:24.85	
8	3	6	Poulter, Stephen	GBR	59.93	2:10.20	3:24.94	4:25.38	
9	2	3	Diegel, Ralf	FRG	59.93	2:07.88	3:26.40	4:28.10	
10	2	6	Borgstrom, Arne	NOR	1:02.13	2:10.31	3:27.64	4:28.37	
11	2	7	Phillips, Andrew	JAM	1:01.66	2:08.88	3:28.28	4:29.43	
12	1	3	Dobson, Peter	CAN	1:00.00	2:06.43	3:26.53	4:29.61	
13	1	2	Ito, Shinji	JPN	59.81	2:08.72	3:27.39	4:30.52	
14	1	6	Willmott, Stuart	GBR	1:01.15	2:11.22	3:29.25	4:32.90	
15	2	2	Peterson, Anders	SWE	1:01.79	2:12.17	3:29.23	4:32.93	
16	3	7	Kochavy, Yoram	ISR	1:01.32	2:13.00	3:33.00	4:35.70	
17	1	7	Newkirk, Scott	ISV	1:03.44	2:15.51	3:44.34	4:48.15	
18	2	1	Jaitulla, Jairulla	PHI	1:04.53	2:22.92	3:44.61	4:51.24	
19	3	1	Wozniak, James	BAR	1:02.43	2:20.60	3:46.18	4:53.87	
20	1	1	Ng, Wing Hon	HKG	1:06.72	2:25.12	3:50.47	4:58.98	
21	2	8	Bolling, Julian	SRI	1:06.37	2:21.07	3:54.50	5:02.88	
22	3	8	Wu, Ming-Hsun	TPE	1:04.84	2:26.36	3:56.32	5:02.94	
23	1	8	Piro, Juan Jose	HON	1:09.75	2:32.20	4:02.33	5:15.68	
		3	Escalas, Rafael	ESP				NP	

Men/400 M Individual Medley Final B (9-16)/July 30

Hommes/400 m quatre nages Finale b (9-16)/30 Juil

RANK	LANE	NAME	CTRY	100 M	200 M	300 M	400 M
RANG	COUL						
1	1	Peterson, Anders	SWE	1:01.84	2:11.45	3:27.03	4:27.95
2	3	Phillips, Andrew	JAM	1:02.21	2:10.16	3:29.00	4:27.98
3	5	Borgstrom, Arne	NOR	1:02.18	2:12.34	3:29.12	4:28.20
4	4	Diegel, Ralf	FRG	1:00.51	2:09.01	3:28.14	4:28.94
5	2	Ito, Shinji	JPN	1:00.02	2:09.99	3:28.69	4:29.76
6	6	Dobson, Peter	CAN	1:00.53	2:08.11	3:28.28	4:30.09
7	7	Willmott, Stuart	GBR	1:00.99	2:11.89	3:29.27	4:31.10
8	8	Kochavy, Yoram	ISR	1:01.93	2:14.79	3:36.41	4:40.00

Men/400 M Individual Medley Final A (1-8)/July 30

Hommes/400 m quatre nages Finale a (1-8)/30 Juil

RANK	LANE	NAME	CTRY	100 M	200 M	300 M	400 M
RANG	COUL						
1	4	Baumann, Alex	CAN	1:00.01	2:04.63	3:17.99	4:17.41
2	6	Prado, Ricardo	BRA	58.82	2:02.90	3:19.20	4:18.45
3	1	Woodhouse, Robert	AUS	1:00.87	2:07.07	3:22.19	4:20.50
4	7	Vassallo, Jesus	USA	59.95	2:04.55	3:21.94	4:21.46
5	2	Divano, Maurizio	ITA	1:00.83	2:08.77	3:22.44	4:22.76
6	5	Kostoff, Jeffrey	USA	1:00.60	2:08.08	3:22.70	4:23.28
7	8	Poulter, Stephen	GBR	1:00.58	2:11.43	3:25.86	4:25.80
8	3	Franceschi, Giovanni	ITA	59.82	2:06.95	3:22.82	4:26.05

Race-in-Review: Ricardo Prado (BRA) took the lead after the first 100 meters, swimming at world record pace ahead of Giovanni Franceschi (ITA) and Jesse Vassallo (USA). After 200 meters, Prado remained in the lead, pursued by Vassallo and Alex Baumann (CAN). Baumann pulled even with Prado at 250 meters and took the lead after the breaststroke leg (300 meters). In the final 100 meters, Baumann and Prado maintained their positions to the finish, pulling away from the rest of the field. In a four-way race for third, Robert Woodhouse (AUS) touched out Vassallo. Baumann set world and Olympic records while Prado and Woodhouse set national records for their countries.

Compte rendu: Ricardo Prado (BRA) prenait la tête aux premiers 100 mètres, nageant dans un temps de record du monde et précédant Giovanni Franceschi (ITA) et Jesse Vassallo (USA). Après 200m, Prado conservait la tête, suivi de Vassallo et d'Alex Baumann (CAN). Baumann rejoignait Prado aux 250m et prenait la tête après le relais de brasse (300m). Durant les derniers 100m, Baumann et Prado conservaient leurs positions jusqu'à l'arrivée, se détachant de tous les autres concurrents. Dans une bataille à quatre pour la troisième place, Robert Woodhouse (AUS) touchait devant Vassallo. Baumann établissait un nouveau record olympique et mondial tandis que Prado et Woodhouse établissaient des records nationaux pour leurs pays.

Men/4X100 M Medley Relay Heat 1/Aug. 04

Hommes/4x100 m relais quatre nages Éliminatoire 1/04 Aout

RANK	LANE	CTRY	NAME	100M	TOTAL
RANG	COUL				
1	4	CAN	West, Mike	58.11	3:46.12
			Davis, Victor	2:00.65	
			Ponting, Tom	2:54.87	
			Goss, Sandy	3:46.12	
2	1	NZL	Kingsman, Paul	58.73	3:50.56
			Austin, Brett	2:03.56	
			Mosse, Anthony	2:58.49	
			Hurring, Gary	3:50.56	
3	5	FRA	Delcourt, Frederic	59.11	3:50.75
			Pata, Thierry	2:04.02	
			Savin, Xavier	3:00.00	
			Caron, Stephan	3:50.75	
4	3	VEN	Frigo, Giovanni	59.85	3:55.12
			Henaio, Jorge	2:08.39	
			Vidal Castro, Rafael	3:03.90	
			Mestre Sosa, Alberto	3:55.12	

RANK	LANE	CTRY	NAME	100M	TOTAL
RANG	COUL				
5	6	MEX	Vela, Ernesto	1:01.08	3:56.11
			Monillo, Eduardo	2:07.10	
			Romo, Carlos	3:04.23	
			Estrada, Ramiro	3:56.11	
5	7	GUA	Degenhart, Ernesto-Jose	1:05.10	4:16.94
			Marroquin-Lara, Fernando	2:15.01	
			Granados, Roberto	3:18.36	
			Leal-Castillo, Rodrigo	4:16.94	
7	8	HON	Covelo, Salvador	1:08.53	4:22.72
			Palma Abraham, David	2:21.09	
			Pino, Juan Jose	3:23.71	
			Torres, Rodolfo	4:22.72	
	2	TUR			NP

Men/4X100 M Medley Relay Heat 2/Aug. 04

Hommes/4x100 m relais quatre nages Éliminatoire 2/04 Aout

RANK	LANE	CTRY	NAME	100M	TOTAL
RANG	COUL				
1	4	FRG	Peter, Stefan	58.43	3:49.75
			Morken, Gerald	2:03.92	
			Behrend, Andreas	2:59.15	
			Schowitzka, Alexander	3:49.75	
2	5	GBR	Harper, Neil	59.12	3:49.86
			Moorhouse, Adrian	2:04.07	
			Jameson, Andrew	2:58.73	
			Lowe, David	3:49.86	
3	6	CHN	Wang, Hao	58.87	3:51.71
			Jin, Fu	2:03.61	
			Zheng, Jian	3:00.39	
			Mulat	3:51.71	
4	1	BRA	Prado, Ricardo	58.82	3:53.49
			Carvalho, Luiz	2:05.03	
			Juca, Marcelo	3:02.27	
			Delgado, Cyro	3:53.49	
5	2	SIN	Lim, David F. J.	1:00.59	4:00.07
			Oon, Jin-Teik	2:08.84	
			Ang, Peng-Siong	3:06.67	
			Oon, Jin-Gee	4:00.07	
6	7	ISV	Roskopf, Erik	1:03.71	4:16.18
			Woolard, Harrell	2:17.21	
			Newkirk, Scott	3:19.91	
			Woolard, Collier	4:16.18	
3	ITA	Falchini, Paolo	58.93	DQ	
			Minervini, Gianni	2:02.71	
			Rampazzo, Fabrizio	2:58.51	
			Guarducci, Marcello		
8	LIB				NP

Men/4X100 M Medley Relay Heat 3/Aug. 04

Hommes/4x100 m relais quatre nages Éliminatoire 3/04 Aout

RANK	LANE	CTRY	NAME	100M	TOTAL
RANG	COUL				
1	5	AUS	Kerry, Mark	57.41	3:43.93
			Evans, Peter	2:00.08	
			Sieben, Jon	2:54.32	
			Brooks, Neil	3:43.93	
2	4	USA	Wilson, David	57.06	3:44.33
			Schroeder, Richard	1:59.72	
			Heath, Michael	2:54.32	
			Jager, Thomas	3:44.33	
3	3	SUI	Ferland, Patrick	58.68	3:48.13
			Dagon, Etienne	2:02.55	
			David, Theophile	2:57.79	
			Halsali, Dano	3:48.13	
4	8	SWE	Soderlund, Michael	58.79	3:49.76
			Berggren, Peter	2:04.01	
			Baron, Bengt	2:58.99	
			Johansson, Per	3:49.76	
5	6	JPN	Suzuki, Daichi	58.31	3:50.14
			Takahashi, Shigehiro	2:02.36	
			Saka, Taihei	2:58.02	
			Sakamoto, Hiroshi	3:50.14	
6	2	EGY	Nour, Sharif	59.09	3:59.31
			Nadim, Ayman	2:08.62	
			Said, Ahmed	3:06.35	
			Youssef, Mohamed	3:59.31	
7	1	JAM	Marsh, Allan	1:00.53	4:05.35
			Phillips, Andrew	2:10.16	
			Marks, Deryck	3:10.51	
			Scarlett, Gordon	4:05.35	
7	HKG				NP



Men/4X100 M Medley Relay
Summary/Heats/Aug. 04

Hommes/4x100 m relais quatre nages
Sommaire/eliminatoires/04 Aout

The first 8 qualify for final/Les 8 premiers se qualifient pour la finale

RANK	HEAT	LANE	CTRY	NAME	100 M	TOTAL
RANG	ELIM	COUL				
1	3	5	AUS	Kerry, Mark Evans, Peter Sieben, Jon Brooks, Neil	57.41 2:00.08 2:54.32 3:43.93	3:43.93
2	3	4	USA	Wilson, David Schroeder, Richard Heath, Michael Jager, Thomas	57.06 1:59.72 2:54.32 3:44.33	3:44.33
3	1	4	CAN	West, Mike Davis, Victor Ponting, Tom Goss, Sandy	58.11 2:00.65 2:54.87 3:46.12	3:46.12
4	3	3	SUI	Ferland, Patrick Dagon, Etienne David, Theophile Halsall, Dano	58.68 2:02.55 2:57.79 3:48.13	3:48.13
5	2	4	FRG	Peter, Stefan Morken, Gerald Behrend, Andreas Schowtka, Alexander	58.43 2:03.92 2:59.15 3:49.75	3:49.75
6	3	8	SWE	Soderlund, Michael Berggren, Peter Baron, Bengt Johansson, Per	58.79 2:04.01 2:58.99 3:49.76	3:49.76
7	3	5	GBR	Harper, Neil Moorhouse, Adrian Jameson, Andrew Lowe, David	59.12 2:04.07 2:58.73 3:49.86	3:49.86
8	3	6	JPN	Suzuki, Daichi Takahashi, Shigehiro Saka, Taihei Sakamoto, Hiroshi	58.31 2:02.36 2:58.02 3:50.14	3:50.14
9	1	1	NZL	Kingsman, Paul Austin, Brett Mosse, Anthony Hurring, Gary	58.73 2:03.56 2:58.49 3:50.56	3:50.56
10	1	5	FRA	Delcourt, Frederic Pata, Thierry Savin, Xavier Caron, Stephan	59.11 2:04.02 3:00.00 3:50.75	3:50.75
11	3	6	CHN	Wang, Hao Jin, Fu Zheng, Jian Mulat	58.87 2:03.61 3:00.39 3:51.71	3:51.71
12	3	1	BRA	Prado, Ricardo Carvalho, Luiz Juca, Marcelo Delgado, Cyro	58.82 2:05.03 3:02.27 3:53.49	3:53.49
13	1	3	VEN	Frigo, Giovanni Henao, Jorge Vidal Castro, Rafael Mestre Sosa, Alberto	59.85 2:08.39 3:03.90 3:55.12	3:55.12
14	1	6	MEX	Vela, Ernesto Morillo, Eduardo Romo, Carlos Estrada, Ramiro	1:01.08 2:07.10 3:04.23 3:56.11	3:56.11
15	3	2	EGY	Nour, Sharif Nadim, Ayman Said, Ahmed Youssef, Mohamed	59.09 2:08.62 3:06.35 3:59.31	3:59.31
16	2	2	SIN	Lim, David F. J. Oon, Jin-Teik Ang, Peng-Siong Oon, Jin-Gee	1:00.59 2:08.84 3:06.67 4:00.07	4:00.07
17	3	1	JAM	Marsh, Allan Phillips, Andrew Marks, Deryck Scarlett, Gordon	1:00.53 2:10.16 3:10.51 4:05.35	4:05.35
18	2	7	ISV	Roskopf, Erik Woolard, Harrell Newkirk, Scott Woolard, Collier	1:03.71 2:17.21 3:19.91 4:16.18	4:16.18
19	1	7	GUI	Degenhart, Ernesto-Jose Marroquin-Lara, Fernando Granados, Roberto Leal-Castillo, Rodrigo	1:05.10 2:15.01 3:18.36 4:16.94	4:16.94
20	1	8	HON	Covelo, Salvador Palma Abraham, David Pino, Juan Jose Torres, Rodolfo	1:08.53 2:21.09 3:23.71 4:22.72	4:22.72
	2	3	ITA	Falchini, Paolo Minervini, Gianni Rampazzo, Fabrizio Guarducci, Marcello	58.93 2:02.71 2:58.51	DQ
	1	2	TUR			NP
	2	8	LIB			NP
	3	7	HKG			NP

Men/4X100 M Medley Relay
Final/Aug. 04

Hommes/4x100 m relais quatre nages
Finale/04 Aout

RANK	LANE	CTRY	NAME	100 M	TOTAL
RANG	COUL				
1	5	USA	Carey, Richard Lundquist, Steve Morales, Pedro Pablo Gaines, Ambrose	55.41 1:57.27 2:50.14 3:39.30	3:39.30
2	3	CAN	West, Mike Davis, Victor Ponting, Tom Goss, Sandy	56.61 1:58.94 2:52.95 3:43.23	3:43.23
3	4	AUS	Kerry, Mark Evans, Peter Buchanan, Glenn Stockwell, Mark	57.12 1:59.41 2:54.09 3:43.25	3:43.25
4	2	FRG	Peter, Stefan Morken, Gerald Gross, Michael Korthals, Dirk	58.21 2:01.76 2:54.57 3:44.26	3:44.26
5	7	SWE	Baron, Bengt Berggren, Peter Leidstrom, Thomas Johansson, Per	57.16 2:02.16 2:57.14 3:47.13	3:47.13
6	1	GBR	Harper, Neil Moorhouse, Adrian Jameson, Andrew Burrell, Richard	58.37 2:01.98 2:56.08 3:47.39	3:47.39
7	6	SUI	Ferland, Patrick Dagon, Etienne David, Theophile Halsall, Dano	58.64 2:02.34 2:57.68 3:47.93	3:47.93
8		JPN	Suzuki, Daichi Takahashi, Shigehiro Saka, Taihei Sakamoto, Hiroshi	57.70 2:01.40 2:56.75	DQ

Race-in-Review: Richard Carey (USA) immediately took the lead but Bengt Baron (SWE) was close behind at the turn. Carey finished fast setting an Olympic record for the 100-meter backstroke. Steve Lundquist (USA) increased Carey's lead as Canada (Victor Davis) and Australia (Peter Evans) began to battle for second. Pablo Morales (USA) stretched the United States' margin to two body-lengths, swimming the fastest 100-meter butterfly split (49.16) ever. Ambrose Gaines (USA) anchored the United States to world and Olympic records while Canada's Sandy Goss out-touched Australia's Mark Stockwell for the silver medal. Every team entered, with the exception of Sweden, set national records.
Compte rendu: Richard Carey (USA) prenait immédiatement la tête mais Bengt Baron (SWE) était très près de lui au virage. Carey finissait très vite, établissant un record olympique du 100m dos. Steve Lundquist (USA) accroissait l'avance de Carey, tandis que le Canada avec Victor Davis et l'Australie avec Peter Evans commençaient leur bataille pour la deuxième place. Pablo Morales (USA) accroissait l'avance des Etats-Unis à deux bonnes longueurs, nageant le plus rapide 100m papillon jamais nagé en 49 secondes, 16/100. Ambrose Gaines (USA) assurait la victoire américaine dans un temps de record mondial et olympique, tandis que Sandy Goss (CAN) battait de justesse l'Australien Mark Stockwell pour la médaille d'argent. Toutes les équipes participant à cette finale, à l'exception de celle de la Suède, établissaient des records nationaux.

Men/4X100 M Freestyle Relay
Heat 1/Aug. 02

Hommes/4x100 m relais nage libre
Eliminatoire 1/02 Aout

RANK	LANE	CTRY	NAME	100 M	TOTAL
RANG	COUL				
1	4	FRG	Korthals, Dirk Schowtka, Alexander Klapkarek, Nicolai Schmidt, Andreas	51.31 1:42.21 2:33.48 3:24.69	3:24.69
2	5	SUI	Halsall, Dano Voley, Stefan Jacot, Thierry Birrer, Roger	51.68 1:41.92 2:34.25 3:26.61	3:26.61
3	3	VEN	Mestre Sosa, Alberto Urmana, Alberto Jose Vidal Castro, Rafael Francois Carezis, Jean Ma	51.18 1:44.31 2:37.46 3:30.24	3:30.24
4	6	CHN	Mulat Feng, Dawei Chen, Qin Shen, Jianqiang	52.21 1:45.02 2:38.33 3:30.82	3:30.82
5	2	MEX	Medina, Jose Estrada, Ramiro Sanchez, Cesar Romo, Carlos	54.12 1:46.51 2:40.56 3:33.86	3:33.86
6	1	JAM	Phillips, Andrew Marks, Deryck Marsh, Allan Scarlett, Gordon	52.97 1:47.41 2:40.38 3:34.87	3:34.87
7	7	ISV	Roskopf, Erik Farlow, Brian Woolard, Collier Newkirk, Scott	55.40 1:53.17 2:48.93 3:43.49	3:43.49

Swimming

Natation

Men/4X100 M Freestyle Relay Heat 2/Aug. 02

Hommes/4x100 m relais nage libre Eliminatoire 2/02 Aout

RANK RANG	LANE COUL	CTRY NAME	100 M	TOTAL
1	4	SWE Milton, Richard Soderlund, Michael Orn, Mikael Johansson, Per	51.80 1:42.78 2:33.67 3:23.86	3:23.86
2	5	FRA Caron, Stephan Neuville, Laurent Bataille, Dominique Lesaffre, Bruno	50.83 1:41.67 2:33.44 3:24.68	3:24.68
3	1	BRA Delgado, Cyro Fernandes, Jorge Luiz Madruca, Djan Menezes, Ronald	52.10 1:43.49 2:35.93 3:27.33	3:27.33
4	3	HOL Schlingemann, Edsard Drost, Peter Drost, Frank Kroes, Hans	51.94 1:44.63 2:36.22 3:27.60	3:27.60
5	2	JPN Sakamoto, Hiroshi Ogata, Shigeo Saka, Taihei Sumida, Satoshi	52.31 1:44.53 2:37.38 3:30.45	3:30.45
6	6	PUR Canales, Fernando Figueroa, Miguel Portela, Antonio Gandarillas, Rafael	51.90 1:45.53 2:37.45 3:30.66	3:30.66
7	8	HON Covelo, Salvador Pino, Juan Jose Palma Abraham, David Torres, Rodolfo	58.20 1:58.12 2:56.78 3:55.87	3:55.87
	7	EGY Youssef, Mohamed Nour, Sharif Eid, Ahmed Said, Ahmed	53.23 1:48.59	DQ

Men/4X100 M Freestyle Relay Heat 3/Aug. 02

Hommes/4x100 m relais nage libre Eliminatoire 3/02 Aout

RANK RANG	LANE COUL	CTRY NAME	100 M	TOTAL
1	5	AUS Brooks, Neil Fasala, Gregory Delany, Michael Stockwell, Mark	50.36 1:40.71 2:30.74 3:19.94	3:19.94
2	4	USA Biondi, Matthew Cavanaugh, Christopher Jager, Thomas Leamy, Robin	50.50 1:40.44 2:30.33 3:20.14	3:20.14
3	6	GBR Lowe, David Lee, Roland Easter, Paul Burrell, Richard	51.51 1:42.88 2:33.91 3:24.59	3:24.59
4	8	ITA Guarducci, Marcello Franceschi, Raffaele Savino, Metello Colombo, Marco	51.49 1:43.00 2:34.00 3:25.37	3:25.37
5	3	CAN Goss, Sandy Baumann, Alex Hicken, Blair Mady, Levente	51.82 1:42.96 2:34.19 3:25.94	3:25.94
6	2	SIN Ang, Peng-Siong Oon, Jin-Teik Lim, David F. J. Oon, Jin-Gee	51.18 1:45.71 2:40.41 3:34.63	3:34.63
7	7	TUR Ozun, Sadri Kemal Ozun, Sabri Ihsan Nakkas, Ahmet Attaroglu, Gokhan Ali	53.50 1:47.44 2:42.03 3:36.54	3:36.54
8	1	GUA Leal-Castillo, Rodrigo Marroquin-Lara, Fernando Granados, Roberto Degenhart, Ernesto-Jose	58.39 1:56.72 2:55.28 3:52.18	3:52.18

Men/4X100 M Freestyle Relay Summary/Heats/Aug. 02

Hommes/4x100 m relais nage libre Sommaire/eliminatoires/02 Aout

The first 8 qualify for final/Les 8 premiers se qualifient pour la finale

RANK RANG	HEAT	LANE ELIM COUL	CTRY NAME	100 M	TOTAL
1	3	5	AUS Brooks, Neil Fasala, Gregory Delany, Michael Stockwell, Mark	50.36 1:40.71 2:30.74 3:19.94	3:19.94
2	3	4	USA Biondi, Matthew Cavanaugh, Christopher Jager, Thomas Leamy, Robin	50.50 1:40.44 2:30.33 3:20.14	3:20.14

RANK RANG	HEAT	LANE ELIM COUL	CTRY NAME	100 M	TOTAL
3	2	4	SWE Milton, Richard Soderlund, Michael Orn, Mikael Johansson, Per	51.80 1:42.78 2:33.67 3:23.86	3:23.86
4	3	6	GBR Lowe, David Lee, Roland Easter, Paul Burrell, Richard	51.51 1:42.88 2:33.91 3:24.59	3:24.59
5	2	5	FRA Caron, Stephan Neuville, Laurent Bataille, Dominique Lesaffre, Bruno	50.83 1:41.67 2:33.44 3:24.68	3:24.68
6	1	4	FRG Korthals, Dirk Schowtka, Alexander Klapkarek, Nicolai Schmidt, Andreas	51.31 1:42.21 2:33.48 3:24.69	3:24.69
7	3	8	ITA Guarducci, Marcello Franceschi, Raffaele Savino, Metello Colombo, Marco	51.49 1:43.00 2:34.00 3:25.37	3:25.37
8	3	3	CAN Goss, Sandy Baumann, Alex Hicken, Blair Mady, Levente	51.82 1:42.96 2:34.19 3:25.94	3:25.94
9	1	5	SUI Halsall, Dano Volery, Stefan Jacot, Thierry Birrer, Roger	51.68 1:41.92 2:34.25 3:26.61	3:26.61
10	2	1	BRA Delgado, Cyro Fernandes, Jorge Luiz Madruca, Djan Menezes, Ronald	52.10 1:43.49 2:35.93 3:27.33	3:27.33
11	2	3	HOL Schlingemann, Edsard Drost, Peter Drost, Frank Kroes, Hans	51.94 1:44.63 2:36.22 3:27.60	3:27.60
12	1	3	VEN Mestre Sosa, Alberto Umana, Alberto Jose Vidal Castro, Rafael Francois Carezis, Jean Ma	51.18 1:44.31 2:37.46 3:30.24	3:30.24
13	2	2	JPN Sakamoto, Hiroshi Ogata, Shigeo Saka, Taihei Sumida, Satoshi	52.31 1:44.53 2:37.38 3:30.45	3:30.45
14	2	6	PUR Canales, Fernando Figueroa, Miguel Portela, Antonio Gandarillas, Rafael	51.90 1:45.53 2:37.45 3:30.66	3:30.66
15	1	6	CHN Mulat Feng, Dawei Chen, Qin Shen, Jianqiang	52.21 1:45.02 2:38.33 3:30.82	3:30.82
16	1	2	MEX Medina, Jose Estrada, Ramiro Sanchez, Cesar Romo, Carlos	54.12 1:46.51 2:40.56 3:33.86	3:33.86
17	3	2	SIN Ang, Peng-Siong Oon, Jin-Teik Lim, David F. J. Oon, Jin-Gee	51.18 1:45.71 2:40.41 3:34.63	3:34.63
18	1	1	JAM Phillips, Andrew Marks, Deryck Marsh, Allan Scarlett, Gordon	52.97 1:47.41 2:40.38 3:34.87	3:34.87
19	3	7	TUR Ozun, Sadri Kemal Ozun, Sabri Ihsan Nakkas, Ahmet Attaroglu, Gokhan Ali	53.50 1:47.44 2:42.03 3:36.54	3:36.54
20	1	7	ISV Roskopf, Erik Farlow, Brian Woolard, Collier Newkirk, Scott	55.40 1:53.17 2:48.93 3:43.49	3:43.49
21	3	1	GUA Leal-Castillo, Rodrigo Marroquin-Lara, Fernando Granados, Roberto Degenhart, Ernesto-Jose	58.39 1:56.72 2:55.28 3:52.18	3:52.18
22	2	8	HON Covelo, Salvador Pino, Juan Jose Palma Abraham, David Torres, Rodolfo	58.20 1:58.12 2:56.78 3:55.87	3:55.87
	2	7	EGY Youssef, Mohamed Nour, Sharif Eid, Ahmed Said, Ahmed	53.23 1:48.59	DQ


Men/4X100 M Freestyle Relay
Final/Aug. 02
Hommes/4x100 m relais nage libre
Finale/02 Aout

RANK	LANE	CTRY	NAME	100 M	TOTAL
RANG	COUL				
1	5	USA	Cavanaugh, Christopher Heath, Michael Biondi, Matthew Gaines, Ambrose	50.83 1:40.43 2:30.10 3:19.03	3:19.03
2	4	AUS	Fasala, Gregory Brooks, Neil Delany, Michael Stockwell, Mark	51.00 1:40.36 2:30.62 3:19.68	3:22.69
3	3	SWE	Leidstrom, Thomas Baron, Bengt Orn, Mikael Johansson, Per	51.29 1:42.12 2:33.40 3:22.69	3:22.98
4	7	FRG	Korthals, Dirk Schmidt, Andreas Schowtka, Alexander Gross, Michael	51.11 1:42.59 2:33.50 3:22.98	3:23.61
5	6	GBR	Lowe, David Lee, Roland Easter, Paul Burrell, Richard	51.38 1:42.55 2:33.37 3:23.61	3:24.63
5	2	FRA	Caron, Stephan Neuville, Laurent Bataille, Dominique Lesaffre, Bruno	51.03 1:42.41 2:33.58 3:24.63	3:24.70
7	8	CAN	Churchill, David Hicken, Blair Baumann, Alex Goss, Sandy	51.73 1:42.86 2:34.14 3:24.70	3:24.97
3	1	ITA	Guarducci, Marcello Colombo, Marco Savino, Metello Rampazzo, Fabrizio	51.53 1:42.74 2:34.28 3:24.97	

Race-in-Review: Gregory Fasala (AUS) took the early lead at 50 meters but Chris Cavanaugh (USA) blasted the second 50 meters to touch first after the initial leg. Michael Heath (USA) was passed by Neil Brooks (AUS) on the second leg, but Matthew Biondi (USA) regained the United States' lead with his third leg effort. Ambrose Gaines (USA) continued to push the pace as the United States won the gold medal in world and Olympic record time. All eight teams in the race set national records.
Compte rendu: Gregory Fasala (AUS) menait aux 50m et Christopher Cavanaugh (USA) accomplissait une incroyable seconde partie de relais pour toucher le premier aux 100m. Michael Heath (USA) était dépassé par Neil Brooks (AUS) durant le deuxième relais, mais Matthew Biondi (USA) permettait, grâce à son effort, aux Etats-Unis de reprendre la tête. Ambrose Gaines (USA) accélérail encore le rythme tandis que les Etats-Unis gagnaient la médaille d'or dans un temps de record olympique et mondial. Les huit équipes inscrites à cette finale établissaient toutes des records nationaux.

Men/4X200 M Freestyle Relay
Heat 1/July 30
Hommes/4x200 m relais nage libre
Eliminatoire 1/30 Juil

RANK	LANE	CTRY	NAME	100 M	200 M	TOTAL
RANG	COUL					
1	4	USA	Gaberino, Geoffrey Larson, David Hayes, Lawrence Bruce Saeger, Richard	53.08 2:42.42 4:34.25 6:22.56	1:49.80 3:39.98 5:30.02 7:18.87	7:18.87
2	3	GBR	Cochran, Neil Easter, Paul Howe, Paul Astbury, Andrew	55.12 2:46.47 4:38.02 6:29.41	1:52.91 3:43.54 5:35.56 7:26.83	7:26.83
3	6	FRA	Andraca, Pierre Bataille, Dominique Pou, Michel Caron, Stephan	55.61 2:47.45 4:40.11 6:30.95	1:53.13 3:44.55 5:37.29 7:27.40	7:27.40
4	5	SWE	Soderlund, Michael Wermer, Tommy Orn, Mikael Holmertz, Anders	53.99 2:46.24 4:38.88 6:30.85	1:51.95 3:44.23 5:37.24 7:28.60	7:28.60
5	2	HOL	Kroes, Hans Drost, Peter Schlingemann, Edsard Drost, Frank	54.76 2:46.81 4:39.38 6:31.80	1:53.09 3:46.25 5:38.19 7:29.14	7:29.14
6	1	BRA	Delgado, Cyro Juca, Marcelo Madruca, Djan Fernandes, Jorge Luiz	55.04 2:47.69 4:39.77 6:32.48	1:52.49 3:45.57 5:38.08 7:30.41	7:30.41
	7	JPN	Saka, Taihei Sakamoto, Hiroshi Okuno, Keisuke Ogata, Shigeo	55.80	1:54.79	DQ

Men/4X100 M Freestyle Relay
Heat 2/July 30
Hommes/4x200 m relais nage libre
Eliminatoire 2/30 Juil

RANK	LANE	CTRY	NAME	100 M	200 M	TOTAL
RANG	COUL					
1	4	FRG	Henkel, Rainer Korthals, Dirk Schowtka, Alexander Fahrner, Thomas	55.15 2:47.18 4:37.47 6:27.70	1:52.94 3:43.31 5:34.13 7:25.29	7:25.29
2	3	AUS	Lemberg, Justin Mc Keon, Ronald Stachewicz, Thomas Brewer, Graeme	55.79 2:46.68 4:38.18 6:29.33	1:52.65 3:43.69 5:36.30 7:26.93	7:26.93

RANK	LANE	CTRY	NAME	100 M	200 M	TOTAL
RANG	COLA.					
3	2	CAN	Goss, Sandy Clement, Benoit Kelly, Wayne Szmidt, Peter	55.18 2:46.88 4:39.13 6:31.78	1:52.15 3:44.66 5:36.74 7:28.31	7:28.31
4	6	VEN	Francois Carezis, Jean Ma Umana, Alberto Jose Vidal Castro, Rafael Mestre Sosa, Alberto	55.62 2:49.76 4:43.89 6:33.69	1:53.75 3:49.41 5:41.32 7:31.79	7:31.79
5	7	ESP	Escalas, Juan Enrique Escalas, Rafael Vallejo, Juan Carlos Lopez-Zubero, David	55.65 2:48.14 4:41.56 6:32.95	1:52.76 3:47.23 5:38.82 7:32.21	7:32.21
6	1	TUR	Attaroglu, Gokhan Ali Ozun, Sadri Kemal Nakkas, Ahmet Ozun, Sabri Ihsan	55.98 2:53.39 4:53.81 6:54.34	1:56.01 3:56.94 5:56.39 7:59.36	7:59.36
	5	ITA	Colombo, Marco Guarducci, Marcello Rampazzo, Fabrizio Dell'Uomo, Marco	55.29	1:53.38	DQ

Men/4X200 M Freestyle Relay
Summary/Heats/July 30
Hommes/4x200 m relais nage libre
Sommaire/eliminatoires/30 Juil

The first 8 qualify for final/Les 8 premiers se qualifient pour la finale

RANK	HEAT	LANE	CTRY	NAME	100 M	200 M	TOTAL
RANG	ELIM	COUL					
1	1	4	USA	Gaberino, Geoffrey Larson, David Hayes, Lawrence Bruce Saeger, Richard	53.08 2:42.42 4:34.25 6:22.56	1:49.80 3:39.98 5:30.02 7:18.87	7:18.87
2	2	4	FRG	Henkel, Rainer Korthals, Dirk Schowtka, Alexander Fahrner, Thomas	55.15 2:47.18 4:37.47 6:27.70	1:52.94 3:43.31 5:34.13 7:25.29	7:25.29
3	1	3	GBR	Cochran, Neil Easter, Paul Howe, Paul Astbury, Andrew	55.12 2:46.47 4:38.02 6:29.41	1:52.91 3:43.54 5:35.56 7:26.83	7:26.83
4	2	3	AUS	Lemberg, Justin Mc Keon, Ronald Stachewicz, Thomas Brewer, Graeme	55.79 2:46.68 4:38.18 6:29.33	1:52.65 3:43.69 5:36.30 7:26.93	7:26.93
5	1	6	FRA	Andraca, Pierre Bataille, Dominique Pou, Michel Caron, Stephan	55.61 2:47.45 4:40.11 6:30.95	1:53.13 3:44.55 5:37.29 7:27.40	7:27.40
6	2	2	CAN	Goss, Sandy Clement, Benoit Kelly, Wayne Szmidt, Peter	55.18 2:46.88 4:39.13 6:31.78	1:52.15 3:44.66 5:36.74 7:28.31	7:28.31
7	1	5	SWE	Soderlund, Michael Wermer, Tommy Orn, Mikael Holmertz, Anders	53.99 2:46.24 4:38.88 6:30.85	1:51.95 3:44.23 5:37.24 7:28.60	7:28.60
8	1	2	HOL	Kroes, Hans Drost, Peter Schlingemann, Edsard Drost, Frank	54.76 2:46.81 4:39.38 6:31.80	1:53.09 3:46.25 5:38.19 7:29.14	7:29.14
9	1	1	BRA	Delgado, Cyro Juca, Marcelo Madruca, Djan Fernandes, Jorge Luiz	55.04 2:47.69 4:39.77 6:32.48	1:52.49 3:45.57 5:38.08 7:30.41	7:30.41
0	2	6	VEN	Francois Carezis, Jean Ma Umana, Alberto Jose Vidal Castro, Rafael Mestre Sosa, Alberto	55.62 2:49.76 4:43.89 6:33.69	1:53.75 3:49.41 5:41.32 7:31.79	7:31.79
1	2	7	ESP	Escalas, Juan Enrique Escalas, Rafael Vallejo, Juan Carlos Lopez-Zubero, David	55.65 2:48.14 4:41.56 6:32.95	1:52.76 3:47.23 5:38.82 7:32.21	7:32.21
2	2	1	TUR	Attaroglu, Gokhan Ali Ozun, Sadri Kemal Nakkas, Ahmet Ozun, Sabri Ihsan	55.98 2:53.39 4:53.81 6:54.34	1:56.01 3:56.94 5:56.39 7:59.36	7:59.36
	1	7	JPN	Saka, Taihei Sakamoto, Hiroshi Okuno, Keisuke Ogata, Shigeo	55.80	1:54.79	DQ
	2	5	ITA	Colombo, Marco Guarducci, Marcello Rampazzo, Fabrizio Dell'Uomo, Marco	55.29	1:53.38	DQ

Swimming

Natation

Men / 4 X 200 M Freestyle Relay
Final / July 30

Hommes / 4 x 200 m relais nage libre
Finale / 30 Juil

RANK	LANE	CTRY	NAME	100 M	200 M	TOTAL
RANG	COUL					
1	4	USA	Heath, Michael Larson, David Float, Jeffrey Hayes, Lawrence Bruce	53.39 2:39.96 4:29.31 6:20.47	1:48.67 3:37.68 5:27.28 7:15.69	7:15.69
2	5	FRG	Fahrner, Thomas Korthals, Dirk Schowitzka, Alexander Gross, Michael	54.67 2:42.83 4:32.33 6:20.74	1:49.83 3:38.58 5:28.84 7:15.73	7:15.73
3	3	GBR	Cochran, Neil Easter, Paul Howe, Paul Astbury, Andrew	55.05 2:44.83 4:35.72 6:27.39	1:52.08 3:41.72 5:33.35 7:24.78	7:24.78
4	6	AUS	Dale, Peter Lemberg, Justin McKeon, Ronald Brewer, Graeme	54.79 2:46.50 4:37.93 6:27.57	1:51.96 3:44.04 5:34.56 7:25.63	7:25.63
5	7	CAN	Goss, Sandy Kelly, Wayne Szmids, Peter Baumann, Alex	54.83 2:46.46 4:38.82 6:30.23	1:51.69 3:44.77 5:36.00 7:26.51	7:26.51
6	1	SWE	Soderlund, Michael Wermer, Tommy Holmertz, Anders Leidstrom, Thomas	54.03 2:46.03 4:38.27 6:27.57	1:51.73 3:43.52 5:34.85 7:26.53	7:26.53
7	8	HOL	Kroes, Hans Drost, Peter Schlingemann, Edsard Drost, Frank	55.41 2:46.63 4:39.31 6:29.51	1:51.84 3:44.61 5:36.03 7:26.72	7:26.72
8	2	FRA	Caron, Stephan Bataille, Dominique Pou, Michel Andraca, Pierre	54.83 2:45.67 4:38.78 6:32.08	1:50.99 3:43.48 5:36.89 7:30.16	7:30.16

Race-in-Review: It was established early that the United States and the Federal Republic of Germany were going to make this a two-team race, as Michael Heath (USA) and Thomas Fahrner (FRG) were ahead of the pack by nearly three seconds after the first 100 meters. At 300 meters, David Larson (USA) had almost a two body-length lead over Dirk Korthals (FRG), who whittled Larson's lead to just a half body-length at 400 meters. Jeffrey Float (USA) maintained the United States' lead on the third leg as did Bruce Ha yes (USA) on the anchor leg, until Michael Gross (FRG) began a miraculous comeback. Gross, nearly a half body-length behind when he started, overtook Hayes after his first 100 meters. However, Hayes swam even with Gross with 50 meters to go and narrowly out-touched him at the finish. The United States' time shattered the world record by three seconds while Gross' split (1:46.89) was the fastest ever swum.

Compte rendu: Après le premier relais et tandis que Michael Heath (USA) et Thomas Fahrner (FRG) menaient le reste de leurs concurrents avec environ trois secondes d'avance, on s'attendait très vite à ce que cette course se joue entre les Etats-Unis et la République Fédérale d'Allemagne. Après 300m, David Larson (USA) avait presque deux longueurs d'avance sur Dirk Korthals (FRG) qui réduisait cependant l'avance de Larson a 1/2 longueur aux 400m. Jeffrey Float maintenait l'avance des Etats-Unis pendant le troisième relais ainsi que Bruce Ha yes pendant le relais final, jusqu'à ce que Michael Gross (FRG) effectue un retour miraculeux. Gross, qui avait presque 1/2 longueur de retard lorsqu'il commença sa course, rattrapait Hayes en 100 mètres. Hayes cependant faisait jeu égal avec Gross jusqu'à 50m de l'arrivée et réussissait à toucher le premier. Les Etats-Unis pulvérisaient le record du monde de trois secondes tandis que le temps du relais de Gross (1'46''89) était le plus rapide jamais réalisé.

Woman / Springboard Diving
Preliminary Dive: 1 / Aug. 05

Femmes / plongeon du tremplin
Eliminatoires plongeon: 1/05 Aout

ORDER	NAME	CTRY	DIVE NO	COEF.	TOTAL
ORDRE			NO PL.		
1	Donnet, Jennifer	AUS	0101B	1.5	32.40
2	Ribeiro, Angela	BRA	0201B	1.8	36.18
3	Childs, Alison	GBR	0103B	1.6	31.68
4	McCormick, Kelly	USA	0101A	1.6	39.36
5	Beddoe, Valerie	AUS	0101A	1.6	32.16
6	Tollan, Tine	NOR	0101A	1.6	33.12
7	Tenorio, Elsa	MEX	0101C	1.4	28.98
8	Wilken, Antonette	ZIM	0101B	1.5	30.15
9	Kreil, Nicole	AUT	0103B	1.6	32.16
10	Seufert, Christina	USA	0101A	1.6	36.96
11	Izacard, Claire	FRA	0101A	1.6	31.20
12	Li, Qiaoxian	CHN	0103B	1.6	35.04
13	Ribot, Veronica G.	ARG	0101A	1.6	24.48
14	Fargher, Ann	NZL	0201A	1.9	35.34
15	Hassan, Rim	EGY	0101A	1.6	22.56
16	Canseco, Guadalupe	MEX	0103B	1.6	32.64
17	Rossing, Anita	SWE	0101A	1.6	32.16
18	Smith, Lesley	ZIM	0101B	1.5	30.15
19	Figueiredo, Joana	POR	0101B	1.5	32.40
20	Bernier, Sylvie	CAN	0101A	1.6	36.00
21	Finke, Kerstin	FRG	0103B	1.6	30.24
22	Jongejans, Daphne	HOL	0101A	1.6	36.48
23	Fuller, Debbie	CAN	0201B	1.8	38.34
24	Li, Yihua	CHN	0103B	1.6	33.60

Women / Springboard Diving
Preliminary Dive: 2 / Aug. 05

Femmes / plongeon du tremplin
Eliminatoires plongeon: 2/05A out

ORDER	NAME	CTRY	DIVE NO	COEF.	TOTAL
ORDRE			NO PL.		
1	Donnet, Jennifer	AUS	0201A	1.9	39.90
2	Ribeiro, Angela	BRA	0101A	1.6	31.68
3	Childs, Alison	GBR	0201B	1.8	38.34
4	McCormick, Kelly	USA	0201B	1.8	38.34
5	Beddoe, Valerie	AUS	0201B	1.8	39.96
6	Tollan, Tine	NOR	0201B	1.8	37.80
7	Tenorio, Elsa	MEX	0201A	1.9	41.61
8	Wilken, Antonette	ZIM	0301A	2.0	46.20
9	Kreil, Nicole	AUT	0201B	1.8	37.26
10	Seufert, Christina	USA	0201B	1.8	40.50

ORDER	NAME	CTRY	DIVE NO	COEF.	TOTAL
ORDRE			NO PL.		
11	Izacard, Claire	FRA	0201B	1.8	34.02
12	Li, Qiaoxian	CHN	0201B	1.8	37.80
13	Ribot, Veronica G.	ARG	5111A	2.0	45.00
14	Fargher, Ann	NZL	0101B	1.5	32.40
15	Hassan, Rim	EGY	0201B	1.8	25.92
16	Canseco, Guadalupe	MEX	0201B	1.8	38.34
17	Rossing, Anita	SWE	0201B	1.8	37.80
18	Smith, Lesley	ZIM	0201A	1.9	37.62
19	Figueiredo, Joana	POR	0201A	1.9	35.34
20	Bernier, Sylvie	CAN	0201B	1.8	43.20
21	Finke, Kerstin	FRG	0201B	1.8	34.02
22	Jongejans, Daphne	HOL	0201B	1.8	41.58
23	Fuller, Debbie	CAN	0101A	1.6	33.12
24	Li, Yihua	CHN	5132D	2.1	45.99

Women / Springboard Diving
Preliminary Dive: 3 / Aug. 05

Femmes / plongeon du tremplin
Eliminatoires plongeon: 3 / 05 Aout

ORDER	NAME	CTRY	DIVE NO	COEF.	TOTAL
ORDRE			NO PL.		
1	Donnet, Jennifer	AUS	0301A	2.0	36.60
2	Ribeiro, Angela	BRA	0301B	1.9	04.56
3	Childs, Alison	GBR	0301B	1.9	39.33
4	McCormick, Kelly	USA	0301B	1.9	45.60
5	Beddoe, Valerie	AUS	0301B	1.9	37.62
6	Tollan, Tine	NOR	0301B	1.9	42.18
7	Tenorio, Elsa	MEX	0301A	2.0	41.40
8	Wilken, Antonette	ZIM	0401A	1.7	33.15
9	Kreil, Nicole	AUT	0301B	1.9	31.35
10	Seufert, Christina	USA	0301B	1.9	43.32
11	Izacard, Claire	FRA	0301B	1.9	33.06
12	Li, Qiaoxian	CHN	0301B	1.9	35.91
13	Ribot, Veronica G.	ARG	0301B	1.9	45.60
14	Fargher, Ann	NZL	5111A	2.0	38.40
15	Hassan, Rim	EGY	0301B	1.9	22.23
16	Canseco, Guadalupe	MEX	0301B	1.9	35.91
17	Rossing, Anita	SWE	0301B	1.9	42.75
18	Smith, Lesley	ZIM	0301A	2.0	28.80
19	Figueiredo, Joana	POR	0301A	2.0	40.80
20	Bernier, Sylvie	CAN	0301B	1.9	43.32
21	Finke, Kerstin	FRG	0301B	1.9	34.20
22	Jongejans, Daphne	HOL	0301B	1.9	42.18
23	Fuller, Debbie	CAN	0301B	1.9	31.35
24	Li, Yihua	CHN	0201B	1.8	40.50

Women / Springboard Diving
Preliminary Dive: 4 / Aug. 05

Femmes / plongeon du tremplin
Eliminatoires plongeon: 4/05 Aout

ORDER	NAME	CTRY	DIVE NO	COEF.	TOTAL
ORDRE			NO PL.		
1	Donnet, Jennifer	AUS	0403B	2.1	45.36
2	Ribeiro, Angela	BRA	0403B	2.1	39.06
3	Childs, Alison	GBR	0401A	1.7	30.09
4	McCormick, Kelly	USA	0403B	2.1	47.88
5	Beddoe, Valerie	AUS	0403B	2.1	44.10
6	Tollan, Tine	NOR	0403B	2.1	41.58
7	Tenorio, Elsa	MEX	0403B	2.1	44.10
8	Wilken, Antonette	ZIM	0201A	1.9	39.90
9	Kreil, Nicole	AUT	0403B	2.1	43.47
10	Seufert, Christina	USA	0401A	1.7	38.25
11	Izacard, Claire	FRA	0401A	1.7	32.64
12	Li, Qiaoxian	CHN	0403B	2.1	48.51
13	Ribot, Veronica G.	ARG	0201B	1.8	41.04
14	Fargher, Ann	NZL	0403B	2.1	36.54
15	Hassan, Rim	EGY	0401B	1.4	20.58
16	Canseco, Guadalupe	MEX	0403B	2.1	42.84
17	Rossing, Anita	SWE	0403B	2.1	45.99
18	Smith, Lesley	ZIM	0401A	1.7	34.68
19	Figueiredo, Joana	POR	0401A	1.7	33.15
20	Bernier, Sylvie	CAN	0403B	2.1	49.77
21	Finke, Kerstin	FRG	0403B	2.1	42.84
22	Jongejans, Daphne	HOL	0401A	1.7	37.74
23	Fuller, Debbie	CAN	0403B	2.1	44.10
24	Li, Yihua	CHN	0301B	1.9	45.60

Women / Springboard Diving
Preliminary Dive: 5 / Aug. 05

Femmes / plongeon du tremplin
Eliminatoires plongeon: 5/05 Aout

ORDER	NAME	CTRY	DIVE NO	COEF.	TOTAL
ORDRE			NO PL.		
1	Donnet, Jennifer	AUS	5111A	2.0	37.20
2	Ribeiro, Angela	BRA	5132D	2.1	35.28
3	Childs, Alison	GBR	5233D	2.4	46.80
4	McCormick, Kelly	USA	5132D	2.1	49.77
5	Beddoe, Valerie	AUS	5132D	2.1	40.32
6	Tollan, Tine	NOR	5111A	2.0	39.60
7	Tenorio, Elsa	MEX	5132D	2.1	39.69
8	Wilken, Antonette	ZIM	5233D	2.4	46.80
9	Kreil, Nicole	AUT	5132D	2.1	34.65
10	Seufert, Christina	USA	5333D	2.5	53.25
11	Izacard, Claire	FRA	5134D	2.5	49.50
12	Li, Qiaoxian	CHN	5132D	2.1	45.36
13	Ribot, Veronica G.	ARG	0403B	2.1	41.58
14	Fargher, Ann	NZL	0301A	2.0	27.60
15	Hassan, Rim	EGY	5111A	2.0	25.80
16	Canseco, Guadalupe	MEX	5132D	2.1	39.69
17	Rossing, Anita	SWE	5132D	2.1	44.10
18	Smith, Lesley	ZIM	5233D	2.4	46.80
19	Figueiredo, Joana	POR	5233D	2.4	43.92
20	Bernier, Sylvie	CAN	5331D	2.1	44.73
21	Finke, Kerstin	FRG	5331D	2.1	42.21
22	Jongejans, Daphne	HOL	5134D	2.5	56.25
23	Fuller, Debbie	CAN	5132D	2.1	42.21
24	Li, Yihua	CHN	0403B	2.1	47.88

**Women / Springboard Diving**
Preliminary Dive: 6 / Aug. 05**Femmes / plongeon du tremplin**
Eliminatoires plongeon: 6/05 Aout

ORDER ORDRE	NAME	CTRY	DIVE NO PL.	NO	COEF.	TOTAL
1	Donnet, Jennifer	AUS	0105B	2.4	49.68	
2	Ribeiro, Angela	BRA	5233D	2.4	39.60	
3	Childs, Alison	GBR	0105B	2.4	41.04	
4	McCormick, Kelly	USA	5233D	2.4	51.84	
5	Beddoe, Valerie	AUS	0105B	2.4	36.72	
6	Tollan, Tine	NOR	0105B	2.4	48.24	
7	Tenorio, Elsa	MEX	0305C	2.8	52.08	
8	Wilken, Antonette	ZIM	0105B	2.4	46.80	
9	Kreil, Nicole	AUT	0105B	2.4	48.24	
10	Seufert, Christina	USA	0105B	2.4	50.40	
11	Izacard, Claire	FRA	0203A	2.4	42.48	
12	Li, Qiaoxian	CHN	0105B	2.4	54.72	
13	Ribot, Veronica G.	ARG	0105B	2.4	53.28	
14	Fargher, Ann	NZL	5134D	2.5	51.00	
15	Hassan, Rim	EGY	0105C	2.2	34.32	
16	Canseco, Guadalupe	MEX	0205C	2.8	48.72	
17	Rossing, Anita	SWE	0105B	2.4	51.22	
18	Smith, Lesley	ZIM	0105B	2.4	49.68	
19	Figueiredo, Joana	POR	0105B	2.4	46.80	
20	Bernier, Sylvie	CAN	0105B	2.4	54.00	
21	Finke, Kerstin	FRG	0105B	2.4	45.36	
22	Jongejans, Daphne	HOL	0105B	2.4	53.28	
23	Fuller, Debbie	CAN	0105B	2.4	43.92	
24	Li, Yihua	CHN	0105B	2.4	54.72	

Women / Springboard Diving
Preliminary Dive: 7 / Aug. 06**Femmes / plongeon du tremplin**
Eliminatoires plongeon: 7/05 Aout

ORDER ORDRE	NAME	CTRY	DIVE NO PL.	NO	COEF.	TOTAL
1	Donnet, Jennifer	AUS	0205C	2.8	32.76	
2	Ribeiro, Angela	BRA	0205C	2.8	40.32	
3	Childs, Alison	GBR	0305C	2.8	42.00	
4	McCormick, Kelly	USA	0105B	2.4	54.72	
5	Beddoe, Valerie	AUS	0205C	2.8	35.28	
6	Tollan, Tine	NOR	0405C	2.7	41.31	
7	Tenorio, Elsa	MEX	0105B	2.4	48.24	
8	Wilken, Antonette	ZIM	0305C	2.8	33.60	
9	Kreil, Nicole	AUT	0205C	2.8	42.00	
10	Seufert, Christina	USA	0405C	2.7	49.41	
11	Izacard, Claire	FRA	0303A	2.6	37.44	
12	Li, Qiaoxian	CHN	5233D	2.8	42.84	
13	Ribot, Veronica G.	ARG	5134D	2.5	45.75	
14	Fargher, Ann	NZL	0305C	2.8	53.76	
15	Hassan, Rim	EGY	0203B	2.2	25.08	
16	Canseco, Guadalupe	MEX	0305C	2.8	26.88	
17	Rossing, Anita	SWE	0205C	2.8	54.60	
18	Smith, Lesley	ZIM	0205C	2.8	50.40	
19	Figueiredo, Joana	POR	0205C	2.8	24.36	
20	Bernier, Sylvie	CAN	0205C	2.8	50.40	
21	Finke, Kerstin	FRG	0205C	2.8	48.72	
22	Jongejans, Daphne	HOL	0305C	2.8	64.68	
23	Fuller, Debbie	CAN	0205C	2.8	54.60	
24	Li, Yihua	CHN	0405C	2.7	65.61	

Women / Springboard Diving
Preliminary Dive: 8 / Aug. 05**Femmes / plongeon du tremplin**
Eliminatoires plongeon: 8/05 Aout

ORDER ORDRE	NAME	CTRY	DIVE NO PL.	NO	COEF.	TOTAL
1	Donnet, Jennifer	AUS	0305C	2.8	43.68	
2	Ribeiro, Angela	BRA	0305C	2.8	52.92	
3	Childs, Alison	GBR	0403B	2.1	44.10	
4	McCormick, Kelly	USA	0305C	2.8	64.68	
5	Beddoe, Valerie	AUS	0305C	2.8	42.84	
6	Tollan, Tine	NOR	0305C	2.8	47.88	
7	Tenorio, Elsa	MEX	0205C	2.8	52.08	
8	Wilken, Antonette	ZIM	0403B	2.1	45.36	
9	Kreil, Nicole	AUT	0305C	2.8	31.92	
10	Seufert, Christina	USA	0205C	2.8	49.56	
11	Izacard, Claire	FRA	5233D	2.4	49.68	
12	Li, Qiaoxian	CHN	0205B	3.0	50.40	
13	Ribot, Veronica G.	ARG	0305C	2.8	61.32	
14	Fargher, Ann	NZL	0405C	2.7	52.65	
15	Hassan, Rim	EGY	0303C	2.0	33.00	
16	Canseco, Guadalupe	MEX	0405C	2.7	47.79	
17	Rossing, Anita	SWE	5233D	2.4	50.40	
18	Smith, Lesley	ZIM	0305C	2.8	60.48	
19	Figueiredo, Joana	POR	0305C	2.8	27.72	
20	Bernier, Sylvie	CAN	0305C	2.8	53.76	
21	Finke, Kerstin	FRG	0305C	2.8	34.44	
22	Jongejans, Daphne	HOL	0403B	2.1	47.25	
23	Fuller, Debbie	CAN	0305C	2.8	40.32	
24	Li, Yihua	CHN	0305C	2.8	57.12	

Women / Springboard Diving
Preliminary Dive: 9 / Aug. 05**Femmes / plongeon du tremplin**
Eliminatoires plongeon: 9/05 Aout

ORDER ORDRE	NAME	CTRY	DIVE NO PL.	NO	COEF.	TOTAL
1	Donnet, Jennifer	AUS	0405C	2.7	52.65	
2	Ribeiro, Angela	BRA	0107C	2.8	55.44	
3	Childs, Alison	GBR	5134D	2.5	49.50	
4	McCormick, Kelly	USA	0405C	2.7	61.56	
5	Beddoe, Valerie	AUS	0405C	2.7	52.65	
6	Tollan, Tine	NOR	0205C	2.8	45.36	
7	Tenorio, Elsa	MEX	0405C	2.7	59.13	
8	Wilken, Antonette	ZIM	0205C	2.8	46.20	
9	Kreil, Nicole	AUT	5233D	2.4	46.80	
10	Seufert, Christina	USA	0305C	2.8	57.12	
11	Izacard, Claire	FRA	0403B	2.1	43.47	
12	Li, Qiaoxian	CHN	0305C	2.8	57.12	

ORDER ORDRE	NAME	CTRY	DIVE NO PL.	NO	COEF.	TOTAL
13	Ribot, Veronica G.	ARG	0404C	2.4	43.20	
14	Fargher, Ann	NZL	0205C	2.8	42.84	
15	Hassan, Rim	EGY	0403B	2.1	18.90	
16	Canseco, Guadalupe	MEX	5134D	2.5	48.75	
17	Rossing, Anita	SWE	0305C	2.8	55.44	
18	Smith, Lesley	ZIM	0405C	2.7	45.36	
19	Figueiredo, Joana	POR	0403B	2.1	41.58	
20	Bernier, Sylvie	CAN	0405C	2.7	57.51	
21	Finke, Kerstin	FRG	0405C	2.7	37.26	
22	Jongejans, Daphne	HOL	0205C	2.8	55.44	
23	Fuller, Debbie	CAN	0405C	2.7	55.08	
24	Li, Yihua	CHN	5235D	2.8	63.00	

Women / Springboard Diving
Preliminary Dive: 10 / Aug. 05**Femmes / Plongeon du tremplin**
Eliminatoires plongeon: 10/05 Aout

ORDER ORDRE	NAME	CTRY	DIVE NO PL.	NO	COEF.	TOTAL
1	Donnet, Jennifer	AUS	5136D	2.9	56.55	
2	Ribeiro, Angela	BRA	0405C	2.7	35.64	
3	Childs, Alison	GBR	0205C	2.8	37.80	
4	McCormick, Kelly	USA	0205C	2.8	63.00	
5	Beddoe, Valerie	AUS	5152D	2.8	39.48	
6	Tollan, Tine	NOR	5233D	2.4	42.48	
7	Tenorio, Elsa	MEX	5134D	2.5	53.25	
8	Wilken, Antonette	ZIM	5333D	2.5	46.50	
9	Kreil, Nicole	AUT	0405C	2.7	34.83	
10	Seufert, Christina	USA	5335D	2.9	62.64	
11	Izacard, Claire	FRA	0105B	2.4	49.68	
12	Li, Qiaoxian	CHN	0405C	2.7	59.13	
13	Ribot, Veronica G.	ARG	0205C	2.8	42.00	
14	Fargher, Ann	NZL	0105B	2.4	51.12	
15	Hassan, Rim	EGY	5132D	2.1	30.24	
16	Canseco, Guadalupe	MEX	0105B	2.4	50.40	
17	Rossing, Anita	SWE	0405C	2.7	50.22	
18	Smith, Lesley	ZIM	5134D	2.5	54.75	
19	Figueiredo, Joana	POR	5134D	2.5	48.00	
20	Bernier, Sylvie	CAN	5134D	2.5	56.25	
21	Finke, Kerstin	FRG	5233D	2.4	44.64	
22	Jongejans, Daphne	HOL	5233D	2.4	52.56	
23	Fuller, Debbie	CAN	5134D	2.5	54.00	
24	Li, Yihua	CHN	0205B	3.0	63.90	

Women / Springboard Diving
Preliminary / Aug. 05**Femmes / plongeon du tremplin**
Eliminatoires / 05 Aout

The first 12 qualify for final round/Les 12 premieres se qualifient pour la finale

RANK RANG	NAME	CTRY	TOTAL
1	Li, Yihua	CHN	517.92
2	McCormick, Kelly	USA	516.75
3	Bernier, Sylvie	CAN	489.51
4	Jongejans, Daphne	HOL	487.95
5	Seufert, Christina	USA	481.41
6	Li, Qiaoxian	CHN	466.83
7	Rossing, Anita	SWE	464.58
8	Tenorio, Elsa	MEX	460.56
9	Ribot, Veronica G.	ARG	443.25
10	Smith, Lesley	ZIM	438.72
11	Fuller, Debbie	CAN	437.04
12	Donnet, Jennifer	AUS	432.78
13	Fargher, Ann	NZL	421.65
14	Tollan, Tine	NOR	419.55
15	Wilken, Antonette	ZIM	414.66
16	Canseco, Guadalupe	MEX	411.96
17	Izacard, Claire	FRA	403.17
18	Beddoe, Valerie	AUS	401.13
19	Childs, Alison	GBR	400.68
20	Finke, Kerstin	FRG	393.93
21	Kreil, Nicole	AUT	382.68
22	Figueiredo, Joana	POR	374.07
23	Ribeiro, Angela	BRA	370.68
24	Hassan, Rim	EGY	258.63

Women / Springboard Diving
Final Dive: 1 / Aug. 06**Femmes / plongeon du tremplin**
Finale plongeon: 1/06 Aout

ORDER ORDRE	NAME	CTRY	DIVE NO PL.	NO	COEF.	TOTAL
1	Donnet, Jennifer	AUS	0101B	1.5	32.85	
2	Fuller, Debbie	CAN	0201B	1.8	37.80	
3	Smith, Lesley	ZIM	0101B	1.5	31.05	
4	Ribot, Veronica G.	ARG	0101A	1.6	34.56	
5	Tenorio, Elsa	MEX	0101C	1.4	28.14	
6	Rossing, Anita	SWE	0101A	1.6	36.00	
7	Li, Qiaoxian	CHN	0103B	1.6	34.08	
8	Seufert, Christina	USA	0101A	1.6	32.16	
9	Jongejans, Daphne	HOL	0101A	1.6	34.08	
10	Bernier, Sylvie	CAN	0101A	1.6	37.92	
11	McCormick, Kelly	USA	0101A	1.6	40.32	
12	Li, Yihua	CHN	0103B	1.6	36.96	

Women / Springboard Diving
Final Dive: 2 / Aug. 06**Femmes / plongeon du tremplin**
Finale plongeon: 2/06 Aout

ORDER ORDRE	NAME	CTRY	DIVE NO PL.	NO	COEF.	TOTAL
1	Donnet, Jennifer	AUS	0201A	1.9	39.90	
2	Fuller, Debbie	CAN	0101A	1.6	32.64	
3	Smith, Lesley	ZIM	0201A	1.9	42.75	
4	Ribot, Veronica G.	ARG	5111A	2.0	40.80	
5	Tenorio, Elsa	MEX	0201A	1.9	39.33	
6	Rossing, Anita	SWE	0201B	1.8	38.34	
7	Li, Qiaoxian	CHN	0201B	1.8	42.12	
8	Seufert, Christina	USA	0201B	1.8	42.12	
9	Jongejans, Daphne	HOL	0201B	1.8	38.88	
10	Bernier, Sylvie	CAN	0201B	1.8	43.74	
11	McCormick, Kelly	USA	0201B	1.8	41.58	
12	Li, Yihua	CHN	5132D	2.1	47.88	

Women / Springboard Diving
Final Dive: 3 / Aug. 06**Femmes / plongeon du tremplin**
Finale plongeon: 3/06 Aout

ORDER ORDRE	NAME	CTRY	DIVE NO PL.	NO	COEF.	TOTAL
1	Donnet, Jennifer	AUS	0301A	2.0	40.80	
2	Fuller, Debbie	CAN	0301B	1.9	45.60	
3	Smith, Lesley	ZIM	0301A	2.0	40.20	
4	Ribot, Veronica G.	ARG	0301B	1.9	46.17	
5	Tenorio, Elsa	MEX	0301A	2.0	42.00	
6	Rossing, Anita	SWE	0301B	1.9	41.04	
7	Li, Qiaoxian	CHN	0301B	1.9	43.89	
8	Seufert, Christina	USA	0301B	1.9	45.60	
9	Jongejans, Daphne	HOL	0301B	1.9	39.33	
10	Bernier, Sylvie	CAN	0301B	1.9	48.45	
11	McCormick, Kelly	USA	0301B	1.9	47.31	
12	Li, Yihua	CHN	0201B	1.8	42.12	

Women / Springboard Diving
Final Dive: 4 / Aug. 06**Femmes / plongeon du tremplin**
Finale plongeon: 4/06 Aout

ORDER ORDRE	NAME	CTRY	DIVE NO PL.	NO	COEF.	TOTAL
1	Donnet, Jennifer	AUS	0403B	2.1	44.10	
2	Fuller, Debbie	CAN	0403B	2.1	45.36	
3	Smith, Lesley	ZIM	0401A	1.7	30.60	
4	Ribot, Veronica G.	ARG	0201B	1.8	39.42	
5	Tenorio, Elsa	MEX	0403B	2.1	33.39	
6	Rossing, Anita	SWE	0403B	2.1	42.84	
7	Li, Qiaoxian	CHN	0403B	2.1	50.40	
8	Seufert, Christina	USA	0401A	1.7	39.78	
9	Jongejans, Daphne	HOL	0401A	1.7	38.25	
10	Bernier, Sylvie	CAN	0403B	2.1	52.29	
11	McCormick, Kelly	USA	0403B	2.1	51.03	
12	Li, Yihua	CHN	030			

Swimming

Women / Springboard Diving
Final Dive: 6 / Aug. 06

ORDER ORDRE	NAME	CTRY	DIVE NO PL.	NO	COEF.	TOTAL
1	Donnet, Jennifer	AUS	0105B	2.4	51.84	
2	Fuller, Debbie	CAN	0105B	2.4	48.96	
3	Smith, Lesley	ZIM	0105B	2.4	51.12	
4	Ribot, Veronica G.	ARG	0105B	2.4	46.08	
5	Tenorio, Elsa	MEX	0305C	2.8	51.24	
6	Rossing, Anita	SWE	0105B	2.4	43.20	
7	Li, Qiaoxian	CHN	0105B	2.4	56.88	
8	Seufert, Christina	USA	0105B	2.4	51.84	
9	Jongejans, Daphne	HOL	0105B	2.4	51.84	
10	Bernier, Sylvie	CAN	0105B	2.4	59.04	
11	McCormick, Kelly	USA	5233D	2.4	57.60	
12	Li, Yihua	CHN	0105B	2.4	47.52	

Women / Springboard Diving
Final Dive: 7 / Aug. 06

ORDER ORDRE	NAME	CTRY	DIVE NO PL.	NO	COEF.	TOTAL
1	Donnet, Jennifer	AUS	0205C	2.8	41.16	
2	Fuller, Debbie	CAN	0205C	2.8	37.80	
3	Smith, Lesley	ZIM	0205C	2.8	49.56	
4	Ribot, Veronica G.	ARG	5134D	2.5	36.75	
5	Tenorio, Elsa	MEX	0105B	2.4	48.96	
6	Rossing, Anita	SWE	0205C	2.8	37.80	
7	Li, Qiaoxian	CHN	5235D	2.8	47.88	
8	Seufert, Christina	USA	0405C	2.7	59.94	
9	Jongejans, Daphne	HOL	0305C	2.8	57.12	
10	Bernier, Sylvie	CAN	0205C	2.8	61.32	
11	McCormick, Kelly	USA	0105B	2.4	57.60	
12	Li, Yihua	CHN	0405C	2.7	64.80	

Women / Springboard Diving
Final Dive: 8 / Aug. 06

ORDER ORDRE	NAME	CTRY	DIVE NO PL.	NO	COEF.	TOTAL
1	Donnet, Jennifer	AUS	0305C	2.8	42.84	
2	Fuller, Debbie	CAN	0305C	2.8	51.24	
3	Smith, Lesley	ZIM	0305C	2.8	40.32	
4	Ribot, Veronica G.	ARG	0305C	2.8	36.96	
5	Tenorio, Elsa	MEX	0205C	2.8	54.60	
6	Rossing, Anita	SWE	5233D	2.4	51.12	
7	Li, Qiaoxian	CHN	0205B	3.0	67.50	
8	Seufert, Christina	USA	0205C	2.8	60.48	
9	Jongejans, Daphne	HOL	0403B	2.1	45.99	
10	Bernier, Sylvie	CAN	0305C	2.8	60.48	
11	McCormick, Kelly	USA	0305C	2.8	51.24	
12	Li, Yihua	CHN	0305C	2.8	51.24	

Women / Springboard Diving
Final Dive: 9 / Aug. 06

ORDER ORDRE	NAME	CTRY	DIVE NO PL.	NO	COEF.	TOTAL
1	Donnet, Jennifer	AUS	0405C	2.7	49.41	
2	Fuller, Debbie	CAN	0405C	2.7	50.22	
3	Smith, Lesley	ZIM	0405C	2.7	56.70	
4	Ribot, Veronica G.	ARG	0404C	2.4	43.92	
5	Tenorio, Elsa	MEX	0405C	2.7	63.18	
6	Rossing, Anita	SWE	0305C	2.8	32.76	
7	Li, Qiaoxian	CM	0305C	2.8	38.64	
8	Seufert, Christina	USA	0305C	2.8	60.48	
9	Jongejans, Daphne	HOL	0205C	2.8	32.76	
10	Bernier, Sylvie	CAN	0405C	2.7	56.70	
11	McCormick, Kelly	USA	0405C	2.7	63.18	
12	Li, Yihua	CHN	5235D	2.8	55.44	

Women / Springboard Diving
Final Dive: 10 / Aug. 06

ORDER ORDRE	NAME	CTRY	DIVE NO PL.	NO	COEF.	TOTAL
1	Donnet, Jennifer	AUS	5136D	2.9	60.03	
2	Fuller, Debbie	CAN	5134D	2.5	54.75	
3	Smith, Lesley	ZIM	5134D	2.5	57.75	
4	Ribot, Veronica G.	ARG	0205C	2.8	53.76	
5	Tenorio, Elsa	MEX	5134D	2.5	59.25	
6	Rossing, Anita	SWE	0405C	2.7	55.89	
7	Li, Qiaoxian	CHN	0405C	2.7	61.56	
8	Seufert, Christina	USA	5335D	2.9	70.47	
9	Jongejans, Daphne	HOL	5233D	2.4	50.40	
10	Bernier, Sylvie	CAN	5134D	2.5	62.25	
11	McCormick, Kelly	USA	0205C	2.8	67.20	
12	Li, Yihua	CHN	0205B	3.0	64.80	

Femmes / plongeon du tremplin
Finale plongeon: 6/06 AoutWomen / Springboard Diving
Final / Aug. 06

RANK RANG	NAME	CTRY	TOTAL
1	Bernier, Sylvie	CAN	530.70
2	McCormick, Kelly	USA	527.46
3	Seufert, Christina	USA	517.62
4	Li, Yihua	CHN	506.52
5	Li, Qiaoxian	CHN	487.68
6	Tenorio, Elsa	MEX	463.56
7	Smith, Lesley	ZIM	451.89
8	Fuller, Debbie	CAN	450.99
9	Donnet, Jennifer	AUS	443.13
10	Jongejans, Daphne	HOL	437.40
11	Rossing, Anita	SWE	424.98
12	Ribot, Veronica G.	ARG	422.52

Women / Platform-Diving
Preliminary Dive: 1 / Aug. 09

ORDER ORDRE	NAME	CTRY	DIVE NO PL.	NO	COEF.	TOTAL
1	Heinrichs, Elke	FRG	0101B	1.5	29.25	
2	Canseco, Guadalupe	MEX	0103B	1.6	33.60	
3	Chen, Xiaoxia	CHN	0103B	1.6	39.36	
4	Weinas, Marianne	SWE	0403B	2.0	43.20	
5	Hassan, Rim	EGY	0103B	1.6	20.16	
6	Kent, Julie	AUS	0401B	1.4	28.14	
7	Kreil, Nicole	AUT	0103B	1.6	33.12	
8	Finke, Kerstin	FRG	0103B	1.6	34.08	
9	Kelemen, Kathy	CAN	0103B	1.6	31.20	
10	Beddoe, Valerie	AUS	0103B	1.6	34.08	
11	Ribeiro, Angela	BRA	0201B	1.8	32.40	
12	Tollan, Tine	NOR	0103B	1.6	35.52	
13	Wyland, Wendy	USA	0403B	2.0	42.60	
14	Zhou, Jihong	CHN	0103B	1.6	39.84	
15	Tenorio, Elsa	MEX	0103C	1.5	28.80	
16	Ribot, Veronica G.	ARG	0113B	1.8	37.26	
17	Mitchell, Michele	USA	0403B	2.0	50.40	
18	Mabuchi, Yoshino	JPN	0103B	1.6	38.88	
19	Fuller, Debbie	CAN	0103B	1.6	33.60	
20	Roscoe, Carolyn	GBR	0101B	1.5	31.50	
21	Fraser, Lindsey	GBR	0103B	1.6	31.20	

Women / Platform Diving
Preliminary Dive: 2/Aug. 09

ORDER ORDRE	NAME	CTRY	DIVE NO PL.	NO	COEF.	TOTAL
1	Heinrichs, Elke	FRG	0403B	2.0	39.60	
2	Canseco, Guadalupe	MEX	0301B	1.9	37.05	
3	Chen, Xiaoxia	CHN	5132D	2.1	49.14	
4	Weinas, Marianne	SWE	0103B	1.6	32.64	
5	Hassan, Rim	EGY	0201B	1.8	15.66	
6	Kent, Julie	AUS	0301A	2.0	42.00	
7	Kreil, Nicole	AUT	0403B	2.0	43.20	
8	Finke, Kerstin	FRG	0301B	1.9	40.47	
9	Kelemen, Kathy	CAN	0403B	2.0	44.40	
10	Beddoe, Valerie	AUS	0403B	2.0	43.80	
11	Ribeiro, Angela	BRA	0403B	2.0	39.60	
12	Tollan, Tine	NOR	0201B	1.8	38.88	
13	Wyland, Wendy	USA	0103B	1.6	39.84	
14	Zhou, Jihong	CHN	0403B	2.0	46.80	
15	Tenorio, Elsa	MEX	0403B	2.0	40.20	
16	Ribot, Veronica G.	ARG	0403B	2.0	43.20	
17	Mitchell, Michele	USA	0631C	1.6	33.12	
18	Mabuchi, Yoshino	JPN	0403B	2.0	43.80	
19	Fuller, Debbie	CAN	0301B	1.9	38.76	
20	Roscoe, Carolyn	GBR	0403B	2.0	38.40	
21	Fraser, Lindsey	GBR	0403B	2.0	40.20	

Women / Platform-Diving
Preliminary Dive: 3 / Aug. 09

ORDER ORDRE	NAME	CTRY	DIVE NO PL.	NO	COEF.	TOTAL
1	Heinrichs, Elke	FRG	0301B	1.9	37.05	
2	Canseco, Guadalupe	MEX	0403B	2.0	43.20	
3	Chen, Xiaoxia	CHN	0301B	1.9	45.60	
4	Weinas, Marianne	SWE	0612B	1.9	29.07	
5	Hassan, Rim	EGY	0301B	1.9	24.51	
6	Kent, Julie	AUS	0201A	1.9	40.47	
7	Kreil, Nicole	AUT	0301B	1.9	30.78	
8	Finke, Kerstin	FRG	0403B	2.0	39.00	
9	Kelemen, Kathy	CAN	0301B	1.9	31.92	
10	Beddoe, Valerie	AUS	0301B	1.9	35.34	
11	Ribeiro, Angela	BRA	0113B	1.8	34.02	
12	Tollan, Tine	NOR	0301B	1.9	41.04	
13	Wyland, Wendy	USA	0301B	1.9	25.08	
14	Zhou, Jihong	CHN	5231D	2.1	52.29	
15	Tenorio, Elsa	MEX	5132D	2.1	44.10	
16	Ribot, Veronica G.	ARG	0301B	1.9	39.90	
17	Mitchell, Michele	USA	0103B	1.6	39.84	
18	Mabuchi, Yoshino	JPN	0301B	1.9	34.77	
19	Fuller, Debbie	CAN	0403B	2.0	40.20	
20	Roscoe, Carolyn	GBR	5132D	2.1	44.10	
21	Fraser, Lindsey	GBR	5132D	2.1	39.06	

Natation

Women / Platform Diving
Preliminary Dive: 4 / Aug. 09

ORDER ORDRE	NAM	CTRY	DIVE NO PL.	NO	COEF.	TOTAL
1	Heinrichs, Elke	FRG	5132D	2.1	40.95	
2	Canseco, Guadalupe	MEX	5132D	2.1	43.47	
3	Chen, Xiaoxia	CHN	0403B	2.0	49.20	
4	Weinas, Marianne	SWE	5132D	2.1	39.06	
5	Hassan, Rim	EGY	0403B	2.0	18.00	
6	Kent, Julie	AUS	0105B	2.3	44.85	
7	Kreil, Nicole	AUT	5132D	2.1	35.28	
8	Finke, Kerstin	FRG	5231D	2.1	44.10	
9	Kelemen, Kathy	CAN	5132D	2.1	42.21	
10	Beddoe, Valerie	AUS	5132D	2.1	42.84	
11	Ribeiro, Angela	BRA	0301B	1.9	32.49	
12	Tollan, Tine	NOR	0403B	2.0	41.40	
13	Wyland, Wendy	USA	5132D	2.1	46.62	
14	Zhou, Jihong	CHN	0301B	1.9	47.31	
15	Tenorio, Elsa	MEX	0301A	2.0	37.80	
16	Ribot, Veronica G.	ARG	0201B	1.8	28.08	
17	Mitchell, Michele	USA	5233D	2.4	60.48	
18	Mabuchi, Yoshino	JPN	0201B	1.8	37.80	
19	Fuller, Debbie	CAN	5132D	2.1	42.84	
20	Roscoe, Carolyn	GBR	0301A	2.0	43.80	
21	Fraser, Lindsey	GBR	0301B	1.9	38.76	

Women / Platform Diving
Preliminary Dive: 6 / Aug. 09

ORDER ORDRE	NAME	CTRY	DIVE NO PL.	NO	COEF.	TOTAL
1	Heinrichs, Elke	FRG	0405B	2.8	52.08	
2	Canseco, Guadalupe	MEX	0205B	2.9	42.63	
3	Chen, Xiaoxia	CHN	0405B	2.8	69.72	
4	Weinas, Marianne	SWE	0105B	2.3	46.23	
5	Hassan, Rim	EGY	0105B	2.3	19.32	
6	Kent, Julie	AUS	0405C	2.5	52.50	
7	Kreil, Nicole	AUT	0105B	2.3	26.22	
8	Finke, Kerstin	FRG	0107C	2.7	40.50	
9	Kelemen, Kathy	CAN	0107B	3.0	55.80	
10	Beddoe, Valerie	AUS	0107B	3.0	58.50	
11	Ribeiro, Angela	BRA	0107C	2.7	37.26	
12	Tollan, Tine	NOR	0107C	2.7	49.41	
13	Wyland, Wendy	USA	0405B	2.8	57.96	
14	Zhou, Jihong	CHN	0405B	2.8	68.04	
15	Tenorio, Elsa	MEX	0107C	2.7	31.59	
16	Ribot, Veronica G.	ARG	0405B	2.8	49.56	
17	Mitchell, Michele	USA	0614B	2.8	43.34	
18	Mabuchi, Yoshino	JPN	0305C	2.7	47.79	
19	Fuller, Debbie	CAN	0107C	2.7	38.88	
20	Roscoe, Carolyn	GBR	0107C	2.7	38.88	
21	Fraser, Lindsey	GBR	0405C	2.5	54.00	

Women / Platform
Preliminary Dive: 6 / Aug. 09

ORDER ORDRE	NAME	CTRY	DIVE NO PL.	NO	COEF.	TOTAL</
----------------	------	------	----------------	----	-------	---------



Women/Platform Diving
Preliminary Dive: 8 / Aug. 09

Femmes / plongeon haut-vol
Eliminatoires plongeon: 8 / 09 Aout

ORDER	NAME	CTRY	DIVE NO	COEF.	TOTAL
ORDRE			NO PL.		
1	Heinrichs, Elke	FRG	0107B	3.0	34.20
2	Canseco, Guadalupe	MEX	0107B	3.0	60.30
3	Chen, Xiaoxia	CHN	0205B	2.9	43.50
4	Weinas, Marianne	SWE	0305C	2.7	40.50
5	Hassan, Rim	EGY	0303C	2.0	13.80
6	Kent, Julie	AUS	0107C	2.7	51.03
7	Kreil, Nicole	AUT	5233D	2.4	38.16
8	Finke, Kerstin	FRG	5235D	2.8	62.16
9	Kelemen, Kathy	CAN	5235D	2.8	50.40
10	Beddoe, Valerie	AUS	0405B	2.8	57.96
11	Ribeiro, Angela	BRA	0407C	3.2	48.00
12	Tollan, Tine	NOR	5233D	2.4	47.52
13	Wyland, Wendy	USA	5136D	2.9	60.90
14	Zhou, Jihong	CHN	0107B	3.0	72.90
15	Tenorio, Elsa	MEX	5136D	2.9	61.77
16	Ribot, Veronica G.	ARG	5235D	2.8	50.40
17	Mitchell, Michele	USA	0405B	2.8	60.48
18	Mabuchi, Yoshino	JPN	0205C	2.7	61.56
19	Fuller, Debbie	CAN	0405B	2.8	57.12
20	Roscoe, Carolyn	GBR	0205B	2.9	22.62
21	Fraser, Lindsey	GBR	5235D	2.8	10.92

Women / Platform Diving
Preliminary / Aug. 09

Femmes / plongeon haut-vol
Eliminatoires / 09 Aout

The first 12 qualify for final round / Les 12 premiers se qualifient pour la

RANK	NAME	CTRY	TOTAL
RANG			
1	Zhou, Jihong	CHN	462.87
2	Chen, Xiaoxia	CHN	434.88
3	Mitchell, Michele	USA	402.39
4	Beddoe, Valerie	AUS	382.08
5	Wyland, Wendy	USA	376.11
6	Kent, Julie	AUS	371.10
7	Fuller, Debbie	CAN	364.11
8	Finke, Kerstin	FRG	351.45
9	Mabuchi, Yoshino	JPN	348.60
10	Tenorio, Elsa	MEX	344.70
11	Canseco, Guadalupe	MEX	343.11
12	Tollan, Tine	NOR	341.31
13	Ribeiro, Angela	BRA	329.31
14	Weinas, Marianne	SWE	327.66
15	Ribot, Veronica G.	ARG	324.21
16	Heinrichs, Elke	FRG	320.07
17	Kelemen, Kathy	CAN	313.77
18	Roscoe, Carolyn	GBR	312.39
19	Fraser, Lindsey	GBR	295.86
20	Kreil, Nicole	AUT	277.92
21	Hassan, Rim	EGY	146.94

Women / Platform Diving
Final Dive: 1 / Aug. 10

Femmes / plongeon haut-vol
Finale plongeon: 1 / 10 Aout

ORDER	NAME	CTRY	DIVE NO	COEF.	TOTAL
ORDRE			NO PL.		
1	Tollan, Tine	NOR	103B	1.6	33.60
2	Canseco, Guadalupe	MEX	103B	1.6	36.00
3	Tenorio, Elsa	MEX	103C	1.5	28.35
4	Mabuchi, Yoshino	JPN	103B	1.6	38.40
5	Finke, Kerstin	FRG	103B	1.6	29.28
6	Fuller, Debbie	CAN	103B	1.6	33.12
7	Kent, Julie	AUS	401B	1.4	29.40
8	Wyland, Wendy	USA	403B	2.0	46.20
9	Beddoe, Valerie	AUS	103B	1.6	36.96
10	Mitchell, Michele	USA	403B	2.0	49.80
11	Chen, Xiaoxia	CHN	103B	1.6	40.80
12	Zhou, Jihong	CHN	103B	1.6	41.76

Women / Platform Diving
Final Dive: 2 / Aug. 10

Femmes / plongeon haut-vol
Finale plongeon: 2 / 10 Aout

ORDER	NAME	CTRY	DIVE NO	COEF.	TOTAL
ORDRE			NO PL.		
1	Tollan, Tine	NOR	201B	1.8	35.64
2	Canseco, Guadalupe	MEX	301B	1.9	37.62
3	Tenorio, Elsa	MEX	403B	2.0	39.00
4	Mabuchi, Yoshino	JPN	403B	2.0	46.80
5	Finke, Kerstin	FRG	301B	1.9	37.05
6	Fuller, Debbie	CAN	301B	1.9	39.33
7	Kent, Julie	AUS	301A	2.0	39.60
8	Wyland, Wendy	USA	103B	1.6	35.52
9	Beddoe, Valerie	AUS	403B	2.0	46.20
10	Mitchell, Michele	USA	631C	1.6	31.68
11	Chen, Xiaoxia	CHN	5132D	2.1	55.44
12	Zhou, Jihong	CHN	403B	2.0	47.40

Women / Platform Diving
Final Dive: 3 / Aug. 10

Femmes / plongeon haut-vol
Finale plongeon: 3 / 10 Aout

ORDER	NAME	CTRY	DIVE NO	COEF.	TOTAL
ORDRE			NO PL.		
1	Tollan, Tine	NOR	0301B	1.9	39.33
2	Canseco, Guadalupe	MEX	0403B	2.0	37.80
3	Tenorio, Elsa	MEX	5132D	2.1	36.54
4	Mabuchi, Yoshino	JPN	0301B	1.9	42.18
5	Finke, Kerstin	FRG	0403B	2.0	39.00
6	Fuller, Debbie	CAN	0403B	2.0	40.80
7	Kent, Julie	AUS	0201A	1.9	37.05
8	Wyland, Wendy	USA	0301B	1.9	42.18
9	Beddoe, Valerie	AUS	0301B	1.9	42.18
10	Mitchell, Michele	USA	0103B	1.6	39.84
11	Chen, Xiaoxia	CHN	0301B	1.9	43.89
12	Zhou, Jihong	CHN	5231D	2.1	52.92

Women / Platform Diving
Final Dive: 4 / Aug. 10

Femmes / plongeon haut-vol
Finale plongeon: 4 / 10 Aout

ORDER	NAME	CTRY	DIVE NO	COEF.	TOTAL
ORDRE			NO PL.		
1	Tollan, Tine	NOR	0403B	2.0	37.20
2	Canseco, Guadalupe	MEX	5132D	2.1	34.02
3	Tenorio, Elsa	MEX	0301A	2.0	39.00
4	Mabuchi, Yoshino	JPN	0201B	1.8	35.10
5	Finke, Kerstin	FRG	5231D	2.1	43.47
6	Fuller, Debbie	CAN	5132D	2.1	40.95
7	Kent, Julie	AUS	0105B	2.3	50.37
8	Wyland, Wendy	USA	5132D	2.1	43.47
9	Beddoe, Valerie	AUS	5132D	2.1	42.21
10	Mitchell, Michele	USA	5233D	2.4	56.16
11	Chen, Xiaoxia	CHN	0403B	2.0	41.40
12	Zhou, Jihong	CHN	0301B	1.9	48.45

Women / Platform Diving
Final Dive: 5 / Aug. 10

Femmes / plongeon haut-vol
Finale plongeon: 5 / 10 Aout

ORDER	NAME	CTRY	DIVE NO	COEF.	TOTAL
ORDRE			NO PL.		
1	Tollan, Tine	NOR	0107C	2.7	52.65
2	Canseco, Guadalupe	MEX	0205B	2.9	50.46
3	Tenorio, Elsa	MEX	0107C	2.7	51.03
4	Mabuchi, Yoshino	JPN	0305C	2.7	25.92
5	Finke, Kerstin	FRG	0107C	2.7	51.84
6	Fuller, Debbie	CAN	0107C	2.7	40.50
7	Kent, Julie	AUS	0405C	2.5	46.50
8	Wyland, Wendy	USA	0405B	2.8	64.68
9	Beddoe, Valerie	AUS	0107B	3.0	58.50
10	Mitchell, Michele	USA	0614B	2.4	54.72
11	Chen, Xiaoxia	CHN	0405B	2.8	67.20
12	Zhou, Jihong	CHN	0405B	2.8	48.72

Women / Platform Diving
Final Dive: 6 / Aug. 10

Femmes / plongeon haut-vol
Finale plongeon: 6 / 10 Aout

ORDER	NAME	CTRY	DIVE NO	COEF.	TOTAL
ORDRE			NO PL.		
1	Tollan, Tine	NOR	0205C	2.7	29.97
2	Canseco, Guadalupe	MEX	0405B	2.8	53.76
3	Tenorio, Elsa	MEX	0205C	2.7	55.89
4	Mabuchi, Yoshino	JPN	5235D	2.8	48.72
5	Finke, Kerstin	FRG	0205B	2.9	14.79
6	Fuller, Debbie	CAN	0205B	2.9	60.03
7	Kent, Julie	AUS	0205C	2.7	47.79
8	Wyland, Wendy	USA	0305C	2.7	65.61
9	Beddoe, Valerie	AUS	0303A	2.6	44.46
10	Mitchell, Michele	USA	0107C	2.7	70.47
11	Chen, Xiaoxia	CHN	0107B	3.0	52.20
12	Zhou, Jihong	CHN	0205B	2.9	73.95

Women / Platform Diving
Final Dive: 7 / Aug. 10

Femmes / plongeon haut-vol
Finale plongeon: 7 / 10 Aout

ORDER	NAME	CTRY	DIVE NO	COEF.	TOTAL
ORDRE			NO PL.		
1	Tollan, Tine	NOR	0405C	2.5	41.25
2	Canseco, Guadalupe	MEX	0305C	2.7	42.93
3	Tenorio, Elsa	MEX	0305C	2.7	56.70
4	Mabuchi, Yoshino	JPN	0405B	2.8	52.08
5	Finke, Kerstin	FRG	0405B	2.8	52.08
6	Fuller, Debbie	CAN	5235D	2.8	57.12
7	Kent, Julie	AUS	5235D	2.8	49.56
8	Wyland, Wendy	USA	0205B	2.9	67.86
9	Beddoe, Valerie	AUS	5152D	2.7	55.89
10	Mitchell, Michele	USA	5235D	2.8	64.68
11	Chen, Xiaoxia	CHN	5235D	2.8	58.80
12	Zhou, Jihong	CHN	0305C	2.7	65.61

Women / Platform Diving
Final Dive: 8 / Aug. 10

Femmes / plongeon haut-vol
Finale Plongeon: 8 / 10 Aout

ORDER	NAME	CTRY	DIVE NO	COEF.	TOTAL
ORDRE			NO PL.		
1	Tollan, Tine	NOR	5233D	2.4	46.08
2	Canseco, Guadalupe	MEX	0107B	3.0	60.30
3	Tenorio, Elsa	MEX	5136D	2.9	53.94
4	Mabuchi, Yoshino	JPN	0205C	2.7	60.75
5	Finke, Kerstin	FRG	5235D	2.8	57.96
6	Fuller, Debbie	CAN	0405B	2.8	59.64
7	Kent, Julie	AUS	0107C	2.7	46.17
8	Wyland, Wendy	USA	5136D	2.9	56.55
9	Beddoe, Valerie	AUS	0405B	2.8	62.16
10	Mitchell, Michele	USA	0405B	2.8	63.84
11	Chen, Xiaoxia	CHN	0205B	2.9	60.03
12	Zhou, Jihong	CHN	0107B	3.0	56.70

Women / Platform Diving
Final / Aug. 10

Femmes / plongeon haut-vol
Finale / 10 Aout

RANK	NAME	CTRY	TOTAL
RANG			
1	Zhou, Jihong	CHN	435.51
2	Mitchell, Michele	USA	431.19
3	Wyland, Wendy	USA	422.07
4	Chen, Xiaoxia	CHN	419.76
5	Beddoe, Valerie	AUS	388.56
6	Fuller, Debbie	CAN	371.49
7	Tenorio, Elsa	MEX	360.45
8	Canseco, Guadalupe	MEX	352.89
9	Mabuchi, Yoshino	JPN	349.95
10	Kent, Julie	AUS	346.44
11	Finke, Kerstin	FRG	325.47
12	Tollan, Tine	NOR	315.72

Men / Springboard Diving
Preliminary Dive: 1 / Aug. 07

Hommes / plongeon du tremplin
Eliminatoires plongeon: 1 / 07 Aout

ORDER	NAME	CTRY	DIVE NO	COEF.	TOTAL
ORDRE			NO PL.		
1	Killat, Albin	FRG	0103B	1.6	34.08
2	Merriott, Ronald	USA	0103B	1.6	36.00
3	Stanton, Nigel	GBR	0113B	1.8	39.42
4	Altaqi, Majed	KUW	0103B	1.6	25.44
5	Giron, Carlos	MEX	0201B	1.8	36.72
6	Henderson, Fernando	DOM	0101B	1.5	30.60
7	Camacho, Ricardo	ESP	0103C	1.5	29.25
8	Graham, Mark	NZL	0101B	1.5	31.50
9	Lemaire, Tom	BEL	0201B	1.8	38.88
10	Yamagishi, Isao	JPN	0101C	1.4	29.82
11	Farid, Tamer	EGY	0103B	1.6	27.84
12	Daw, Said	EGY	0103B	1.6	29.28
13	Mondragon, Jorge	MEX	0201B	1.8	38.34
14	Lamb, Gary	NZL	0403C	1.9	37.05
15	Foley, Stephen	AUS	0103B	1.6	34.56
16	Kwan, Andy	HKG	0103B	1.6	30.24
17	Abuqrais, Abdulla	KUW	0103B	1.6	23.52
18	Louganis, Gregory	USA	0201B	1.8	48.60
19	Snodde, Christopher	GBR	0201A	1.9	43.89
20	Li, Hongping	CHN	0201B	1.8	43.20
21	Italiani, Piero	ITA	0103B	1.6	37.44
22	Isturiz Serrano, Carlos	VEN	0101A	1.6	33.12
23	Sageman, Randy	CAN	0403C	1.9	41.04
24	Castro, Reynaldo	DOM			

Swimming

Natation

Men / Springboard Diving Preliminary Dive: 2 / Aug. 07

ORDER	NAME	CTRY	DIVE NO	COEF.	TOTAL
			NO PL.		
1	Killat, Albin	FRG	0201B	1.8	37.80
2	Merriott, Ronald	USA	0203C	1.9	41.04
3	Stanton, Nigel	GBR	0201B	1.8	36.72
4	Altaqi, Majed	KUW	0201B	1.8	21.60
5	Giron, Carlos	MEX	0101A	1.6	34.08
6	Henderson, Fernando	DOM	5111A	2.0	36.00
7	Camacho, Ricardo	ESP	0201B	1.8	38.34
8	Graham, Mark	NZL	0201A	1.9	40.47
9	Lemaire, Tom	BEL	0103B	1.6	32.64
10	Yamagishi, Isao	JPN	0201A	1.9	42.18
11	Farid, Tamer	EGY	0201B	1.8	25.38
12	Daw, Said	EGY	0403B	2.1	37.80
13	Mondragon, Jorge	MEX	0301B	1.9	38.76
14	Lamb, Gary	NZL	0201A	1.9	33.63
15	Foley, Stephen	AUS	0201B	1.8	37.26
16	Kwan, Andy	HKG	0201A	1.9	35.91
17	Abuqrais, Abdulla	KUW	0201B	1.8	21.06
18	Louganis, Gregory	USA	0301B	1.9	51.87
19	Snode, Christopher	GBR	0103B	1.6	36.48
20	Li, Hongping	CHN	0301B	1.9	46.17
21	Italiani, Piero	ITA	0201B	1.8	41.04
22	Isturiz Serrano, Carlos	VEN	0201B	1.8	38.88
23	Sageman, Randy	CAN	0201A	1.9	41.61
24	Castro, Reynaldo	DOM	0301B	1.9	32.49
25	Vegard, Jon Grunde	NOR	0201A	1.9	40.47
26	Doerr, Dieter	FRG	0201B	1.8	36.18
27	Ovaskainen, Juha	FIN	0201B	1.8	37.80
28	Yang, Wai Kam	HKG	0201B	1.8	30.78
29	Tan, Liangde	CHN	5132D	2.1	47.88
30	Mourant, Mike	CAN	0101A	1.6	31.68

Men / Springboard Diving Preliminary Dive: 3 / Aug. 07

ORDER	NAME	CTRY	DIVE NO	COEF.	TOTAL
ORDRE			NO PL.		
1	Killat, Albin	FRG	0301B	1.9	42.18
2	Merriott, Ronald	USA	0303C	2.0	46.20
3	Stanton, Nigel	GBR	0301B	1.9	42.75
4	Altaqi, Majed	KUW	0301B	1.9	22.23
5	Giron, Carlos	MEX	0301B	1.9	39.90
6	Henderson, Fernando	DOM	0301A	2.0	39.00
7	Camacho, Ricardo	ESP	0301B	1.9	39.33
8	Graham, Mark	NZL	0301A	2.0	43.20
9	Lemaire, Tom	BEL	0403B	2.1	44.10
10	Yamagishi, Isao	JPN	0301A	2.0	35.40
11	Farid, Tamer	EGY	0301B	1.9	29.64
12	Daw, Said	EGY	5132D	2.1	35.91
13	Mondragon, Jorge	MEX	0103B	1.6	33.60
14	Lamb, Gary	NZL	0101A	1.6	33.12
15	Foley, Stephen	AUS	0301B	1.9	40.47
16	Kwan, Andy	HKG	0301A	2.0	42.00
17	Abuqrais, Abdulla	KUW	0403B	2.1	39.06
18	Louganis, Gregory	USA	0101A	1.6	41.28
19	Snode, Christopher	GBR	0401B	1.4	31.08
20	Li, Hongping	CHN	0101A	1.6	38.40
21	Italiani, Piero	ITA	0301B	1.9	41.04
22	Isturiz Serrano, Carlos	VEN	0301B	1.9	39.33
23	Sageman, Randy	CAN	0103B	1.6	32.16
24	Castro, Reynaldo	DOM	0101A	1.6	29.76
25	Vegard, Jon Grunde	NOR	0301A	2.0	40.20
26	Doerr, Dieter	FRG	0301B	1.9	41.04
27	Ovaskainen, Juha	FIN	0301B	1.9	42.18
28	Yang, Wai Kam	HKG	0301B	1.9	33.06
29	Tan, Liangde	CHN	0201B	1.8	41.58
30	Mourant, Mike	CAN	0201B	1.8	32.94

Men / Springboard Diving Preliminary Dive: 4 / Aug. 07

ORDER	NAME	CTRY	DIVE NO	COEF.	TOTAL
			NO PL.		
1	Killat, Albin	FRG	0403B	2.1	49.14
2	Merriott, Ronald	USA	0403C	1.9	42.75
3	Stanton, Nigel	GBR	0403C	1.9	33.63
4	Altaqi, Majed	KUW	0401A	1.7	29.58
5	Giron, Carlos	MEX	0403B	2.1	44.10
6	Henderson, Fernando	DOM	0403B	2.1	45.99
7	Camacho, Ricardo	ESP	0403C	1.9	39.33
8	Graham, Mark	NZL	0403B	2.1	42.21
9	Lemaire, Tom	BEL	5132D	2.1	42.21
10	Yamagishi, Isao	JPN	0403B	2.1	43.47
11	Farid, Tamer	EGY	0403B	2.1	35.91
12	Daw, Said	EGY	0301B	1.9	31.35
13	Mondragon, Jorge	MEX	0403B	2.1	47.25
14	Lamb, Gary	NZL	0301A	2.0	38.40
15	Foley, Stephen	AUS	0401B	1.4	28.56
16	Kwan, Andy	HKG	0401B	1.4	22.68
17	Abuqrais, Abdulla	KUW	0301B	1.9	25.65
18	Louganis, Gregory	USA	0401B	1.4	37.80
19	Snode, Christopher	GBR	0301A	2.0	49.20
20	Li, Hongping	CHN	0403B	2.1	50.40
21	Italiani, Piero	ITA	0403B	2.1	49.77
22	Isturiz Serrano, Carlos	VEN	0403B	2.1	45.36
23	Sageman, Randy	CAN	5132D	2.1	46.62
24	Castro, Reynaldo	DOM	0403B	2.1	42.84
25	Vegard, Jon Grunde	NOR	0403C	1.9	40.47
26	Doerr, Dieter	FRG	0403B	2.1	42.84
27	Ovaskainen, Juha	FIN	0403B	2.1	45.36
28	Yang, Wai Kam	HKG	0403B	2.1	30.24
29	Tan, Liangde	CHN	0301B	1.9	46.17
30	Mourant, Mike	CAN	5233D	2.4	43.92

Men / Springboard Diving Preliminary Dive: 5 / Aug. 07

ORDER	NAME	CTRY	DIVE NO	COEF.	TOTAL
			NO PL.		
1	Killat, Albin	FRG	5132D	2.1	46.62
2	Merriott, Ronald	USA	5331D	2.1	51.03
3	Stanton, Nigel	GBR	5132D	2.1	43.47
4	Altaqi, Majed	KUW	5111A	2.0	01.20
5	Giron, Carlos	MEX	5132D	2.1	46.62
6	Henderson, Fernando	DOM	0201A	1.9	37.05
7	Camacho, Ricardo	ESP	5233D	2.4	47.52
8	Graham, Mark	NZL	5111A	2.0	40.20
9	Lemaire, Tom	BEL	0301B	1.9	43.32
10	Yamagishi, Isao	JPN	5132D	2.1	47.25
11	Farid, Tamer	EGY	5132D	2.1	35.28
12	Daw, Said	EGY	0201B	1.8	25.92
13	Mondragon, Jorge	MEX	5331D	2.1	41.58
14	Lamb, Gary	NZL	5132D	2.1	40.95
15	Foley, Stephen	AUS	5152D	2.8	61.32
16	Kwan, Andy	HKG	5134D	2.5	48.00
17	Abuqrais, Abdulla	KUW	5132D	2.1	37.17
18	Louganis, Gregory	USA	5235D	2.8	69.72
19	Snode, Christopher	GBR	5134D	2.5	56.25
20	Li, Hongping	CHN	5132D	2.1	51.66
21	Italiani, Piero	ITA	5331D	2.1	42.21
22	Isturiz Serrano, Carlos	VEN	5132D	2.1	42.21
23	Sageman, Randy	CAN	0301A	2.0	42.60
24	Castro, Reynaldo	DOM	5111A	2.0	39.60
25	Vegard, Jon Grunde	NOR	5132D	2.1	45.99
26	Doerr, Dieter	FRG	5132D	2.1	42.21
27	Ovaskainen, Juha	FIN	5132D	2.1	42.84
28	Yang, Wai Kam	HKG	0103B	1.6	32.16
29	Tan, Liangde	CHN	0403B	2.1	52.29
30	Mourant, Mike	CAN	0301B	1.9	37.05

Men / Springboard Diving Preliminary Dive: 6 / Aug. 07

ORDER	NAME	CTRY	DIVE NO	COEF.	TOTAL
ORDRE			NO PL.		
1	Killat, Albin	FRG	5136D	2.9	61.77
2	Merriott, Ronald	USA	0405B	3.0	67.50
3	Stanton, Nigel	GBR	0107C	2.8	51.24
4	Altaqi, Majed	KUW	0105B	2.4	37.44
5	Giron, Carlos	MEX	5136D	2.9	60.90
6	Henderson, Fernando	DOM	0405C	2.7	56.70
7	Camacho, Ricardo	ESP	5335D	2.9	54.81
8	Graham, Mark	NZL	5235D	2.8	54.60
9	Lemaire, Tom	BEL	0405C	2.7	51.03
10	Yamagishi, Isao	JPN	0107C	2.8	42.84
11	Farid, Tamer	EGY	0107C	2.8	38.64
12	Daw, Said	EGY	0107C	2.8	48.72
13	Mondragon, Jorge	MEX	5235D	2.8	53.76
14	Lamb, Gary	NZL	0107C	2.8	48.72
15	Foley, Stephen	AUS	0107C	2.8	64.68
16	Kwan, Andy	HKG	0107C	2.8	42.84
17	Abuqrais, Abdulla	KUW	5152D	2.8	29.40
18	Louganis, Gregory	USA	0405B	3.0	80.10
19	Snode, Christopher	GBR	0405B	3.0	63.00
20	Li, Hongping	CHN	0405B	3.0	66.60
21	Italiani, Piero	ITA	0405C	2.7	55.08
22	Isturiz Serrano, Carlos	VEN	0107B	3.1	53.94
23	Sageman, Randy	CAN	5335D	2.9	62.64
24	Castro, Reynaldo	DOM	0405B	3.0	58.50
25	Vegard, Jon Grunde	NOR	0105B	2.4	50.40
26	Doerr, Dieter	FRG	5136D	2.9	62.64
27	Ovaskainen, Juha	FIN	0107C	2.8	51.24
28	Yang, Wai Kam	HKG	0203B	2.2	18.48
29	Tan, Liangde	CHN	0205B	3.0	47.70
30	Mourant, Mike	CAN	5335D	2.9	50.46

Men / Springboard Diving Preliminary Dive: 7 / Aug. 07

ORDER	NAME	CTRY	DIVE NO	COEF.	TOTAL
			NO PL.		
1	Killat, Albin	FRG	0107C	2.8	49.56
2	Merriott, Ronald	USA	0205B	3.0	59.40
3	Stanton, Nigel	GBR	5337D	3.3	57.42
4	Altaqi, Majed	KUW	0203B	2.2	19.80
5	Giron, Carlos	MEX	0107B	3.1	58.59
6	Henderson, Fernando	DOM	5335D	2.9	56.55
7	Camacho, Ricardo	ESP	0405B	3.0	60.30
8	Graham, Mark	NZL	0105B	2.4	48.96
9	Lemaire, Tom	BEL	5335D	2.9	53.94
10	Yamagishi, Isao	JPN	0205B	3.0	56.70
11	Farid, Tamer	EGY	0205C	2.8	27.72
12	Daw, Said	EGY	0405C	2.7	50.22
13	Mondragon, Jorge	MEX	0105B	2.4	48.24
14	Lamb, Gary	NZL	0305C	2.8	42.00
15	Foley, Stephen	AUS	0205C	2.8	50.40
16	Kwan, Andy	HKG	0205B	3.0	47.70
17	Abuqrais, Abdulla	KUW	0405C	2.7	43.74
18	Louganis, Gregory	USA	0107B	3.1	84.63
19	Snode, Christopher	GBR	0205B	3.0	59.40
20	Li, Hongping	CHN	0107B	3.1	65.10
21	Italiani, Piero	ITA	0305C	2.8	62.16
22	Isturiz Serrano, Carlos	VEN	0405B	3.0	65.70
23	Sageman, Randy	CAN	0305B	3.0	54.90
24	Castro, Reynaldo	DOM	0107B	3.1	60.45
25	Vegard, Jon Grunde	NOR	0205C	2.8	54.60
26	Doerr, Dieter	FRG	0107C	2.8	62.16
27	Ovaskainen, Juha	FIN	0405B	3.0	56.70
28	Yang, Wai Kam	HKG	0303B	2.3	32.43
29	Tan, Liangde	CHN	0305B	3.0	66.60
30	Mourant, Mike	CAN	0205B	3.0	47.70

Men / Springboard Diving Preliminary Dive: 8 / Aug. 07

ORDER	NAME	CTRY	DIVE NO	COEF.	TOTAL
			NO PL.		
1	Killat, Albin	FRG	0205B	3.0	50.40
2	Merriott, Ronald	USA	0107C	2.8	63.00
3	Stanton, Nigel	GBR	0205B	3.0	51.30
4	Altaqi, Majed	KUW	0303B	2.3	33.12
5	Giron, Carlos	MEX	0205B	3.0	53.10
6	Henderson, Fernando	DOM	0205C	2.8	51.24
7	Camacho, Ricardo	ESP	5152D	2.8	52.92
8	Graham, Mark	NZL	0205C	2.8	50.40
9	Lemaire, Tom	BEL	0205B	3.0	52.20
10	Yamagishi, Isao	JPN	0305B	3.0	36.00
11	Farid, Tamer	EGY	0305C	2.8	47.04
12	Daw, Said	EGY	0205C	2.8	42.84
13	Mondragon, Jorge	MEX	0205B	3.0	54.00
14	Lamb, Gary	NZL	0405C	2.7	54.27
15	Foley, Stephen	AUS	0305C	2.8	45.36
16	Kwan, Andy	HKG	0303A		



Men / Springboard Diving
Preliminary Dive: 11 / Aug. 07

Hommes / plongeon du tremplin
Eliminatoires plongeon: 11 / 07 Aout

ORDER ORDRE	NAME	CTRY	DIVE NO PL.	NO	COEF.	TOTAL
1	Killat, Albin	FRG	5337D	3.3		60.39
2	Merriott, Ronald	USA	5337D	3.3		74.25
3	Stanton, Nigel	GBR	0405C	2.7		51.03
4	Altaqi, Majed	KUW	5231D	2.0		30.00
5	Giron, Carlos	MEX	5152D	2.8		64.68
6	Henderson, Fernando	MEX	5152D	2.8		50.40
7	Camacho, Ricardo	ESP	0107C	2.8		54.60
8	Graham, Mark	NZL	5335D	2.9		49.59
9	Lemaire, Tom	BEL	5337D	3.3		59.40
10	Yamagishi, Isao	JPN	5335D	2.9		00.00
11	Farid, Tamer	EGY	0105B	2.4		33.12
12	Daw, Said	EGY	0105B	2.4		35.28
13	Mondragon, Jorge	MEX	5335D	2.9		60.90
14	Lamb, Gary	NZL	5152D	2.8		55.44
15	Foley, Stephen	AUS	5335J	2.9		60.03
16	Kwan, Andy	HKG	0305B	3.0		32.40
17	Abuqrais, Abdulla	KUW	0105B	2.4		28.80
18	Louganis, Gregory	USA	0307C	3.5		86.10
19	Snode, Christopher	GBR	5136D	2.9		59.16
20	Li, Hongping	CHN	5335D	2.9		70.47
21	Italiani, Piero	ITA	0107C	2.8		63.00
22	Isturiz Serrano, Carlos	VEN	5335D	2.9		57.42
23	Sageman, Randy	CAN	0405C	2.7		55.08
24	Castro, Reynaldo	DOM	5152D	2.8		56.28
25	Vegard, Jon Grunde	NOR	0405C	2.7		59.13
26	Doerr, Dieter	FRG	5152D	2.8		52.08
27	Ovaskainen, Juha	FIN	5235D	2.8		52.08
28	Yang, Wai Kam	HKG	5233D	2.4		40.32
29	Tan, Liangde	CHN	0107B	3.1		72.54
30	Mourant, Mike	CAN	5235D	2.8		52.92

Men / Springboard Diving
Preliminary / Aug. 07

Hommes / plongeon du tremplin
Eliminatoire /07 Aout

The first 12 qualify for final round/Les 12 premiers se qualifient pour la finale

RANK RANG	NAME	CTRY	TOTAL
1	Louganis, Gregory	USA	752.37
2	Merriott, Ronald	USA	628.47
3	Li, Hongping	CHN	611.55
4	Tan, Liangde	CHN	600.99
5	Snode, Christopher	GBR	592.68
6	Italiani, Piero	ITA	573.69
7	Giron, Carlos	MEX	549.75
8	Killat, Albin	FRG	549.39
9	Foley, Stephen	AUS	543.87
10	Mondragon, Jorge	MEX	537.03
11	Doerr, Dieter	FRG	533.61
12	Ovaskainen, Juha	FIN	532.17
13	Vegard, Jon Grunde	NOR	531.48
14	Sageman, Randy	CAN	527.97
15	Stanton, Nigel	GBR	521.61
16	Lemaire, Tom	BEL	515.16
17	Camacho, Ricardo	ESP	509.10
18	Graham, Mark	NZL	497.55
19	Henderson, Fernando	DOM	492.15
20	Castro, Reynaldo	DOM	485.16
21	Isturiz Serrano, Carlos	VEN	483.00
22	Lamb, Gary	NZL	477.66
23	Mourant, Mike	CAN	476.19
24	Kwan, Andy	HKG	433.89
25	Yamagishi, Isao	JPN	427.14
26	Daw, Said	EGY	407.88
27	Yang, Wai Kam	HKG	387.63
28	Farid, Tamer	EGY	373.71
29	Abuqrais, Abdulla	KUW	312.24
30	Altaqi, Majed	KUW	299.16

Men / Springboard Diving
Final Dive: 1 / Aug. 08

Hommes / plongeon du tremplin
Finale plongeon: 1 / 08 Aout

ORDER ORDRE	NAME	CTRY	DIVE NO PL.	NO	COEF.	TOTAL
1	Ovaskainen, Juha	FIN	0101A	1.6		36.96
2	Doerr, Dieter	FRG	0103B	1.6		34.56
3	Mondragon, Jorge	MEX	0201B	1.8		39.96
4	Foley, Stephen	AUS	0103B	1.6		34.08
5	Killat, Albin	FRG	0103B	1.6		35.52
6	Giron, Carlos	MEX	0201B	1.8		36.72
7	Italiani, Piero	ITA	0103B	1.6		38.88
8	Snode, Christopher	GBR	0201A	1.9		45.60
9	Tan, Liangde	CHN	0103B	1.6		36.96
10	Li, Hongping	CHN	0201B	1.8		42.66
11	Merriott, Ronald	USA	0103B	1.6		38.88
12	Louganis, Gregory	USA	0201B	1.8		47.52

Men / Springboard Diving
Final Dive: 2 / Aug. 08

Hommes / plongeon du tremplin
Finale plongeon: 2 / 08 Aout

ORDER ORDRE	NAME	CTRY	DIVE NO PL.	NO	COEF.	TOTAL
1	Ovaskainen, Juha	FIN	0201B	1.8		39.42
2	Doerr, Dieter	FRG	0201B	1.8		35.10
3	Mondragon, Jorge	MEX	0301B	1.9		38.76
4	Foley, Stephen	AUS	0201B	1.8		36.72
5	Killat, Albin	FRG	0201B	1.8		39.96
6	Giron, Carlos	MEX	0101A	1.6		34.08
7	Italiani, Piero	ITA	0201B	1.8		40.50
8	Snode, Christopher	GBR	0103B	1.6		37.44
9	Tan, Liangde	CHN	5132D	2.1		47.88
10	Li, Hongping	CHN	0301B	1.9		44.46
11	Merriott, Ronald	USA	0203C	1.9		42.75
12	Louganis, Gregory	USA	0301B	1.9		53.01

Men / Springboard Diving
Final Dive: 3 / Aug. 08

Hommes / plongeon du tremplin
Finale plongeon: 3 / 08 Aout

ORDER ORDRE	NAME	CTRY	DIVE NO PL.	NO	COEF.	TOTAL
1	Ovaskainen, Juha	FIN	0301B	1.9		40.47
2	Doerr, Dieter	FRG	0301B	1.9		41.04
3	Mondragon, Jorge	MEX	0103B	1.6		34.56
4	Foley, Stephen	AUS	0301B	1.9		41.04
5	Killat, Albin	FRG	0301B	1.9		42.75
6	Giron, Carlos	MEX	0301B	1.9		39.90
7	Italiani, Piero	ITA	0301B	1.9		42.75
8	Snode, Christopher	GBR	0401B	1.4		31.08
9	Tan, Liangde	CHN	0201B	1.8		43.74
10	Li, Hongping	CHN	0101A	1.6		37.92
11	Merriott, Ronald	USA	0303C	2.0		47.40
12	Louganis, Gregory	USA	0101A	1.6		44.16

Men / Springboard Diving
Final Dive: 4 / Aug. 08

Hommes / plongeon du tremplin
Finale plongeon: 4 / 08 Aout

ORDER ORDRE	NAME	CTRY	DIVE NO PL.	NO	COEF.	TOTAL
1	Ovaskainen, Juha	FIN	0403B	2.1		45.36
2	Doerr, Dieter	FRG	0403B	2.1		44.73
3	Mondragon, Jorge	MEX	0403B	2.1		44.73
4	Foley, Stephen	AUS	0401B	1.4		30.24
5	Killat, Albin	FRG	0403B	2.1		44.10
6	Giron, Carlos	MEX	0403B	2.1		43.47
7	Italiani, Piero	ITA	0403B	2.1		47.25
8	Snode, Christopher	GBR	0301A	2.0		48.00
9	Tan, Liangde	CHN	0301B	1.9		45.60
10	Li, Hongping	CHN	0403B	2.1		49.77
11	Merriott, Ronald	USA	0403C	1.9		44.46
12	Louganis, Gregory	USA	0401B	1.4		40.32

Men / Springboard Diving
Final Dive: 5 / Aug. 08

Hommes / plongeon du tremplin
Finale plongeon: 5 / 08 Aout

ORDER ORDRE	NAME	CTRY	DIVE NO PL.	NO	COEF.	TOTAL
1	Ovaskainen, Juha	FIN	5132D	2.1		44.10
2	Doerr, Dieter	FRG	5132D	2.1		47.88
3	Mondragon, Jorge	MEX	5331D	2.1		45.36
4	Foley, Stephen	AUS	5152D	2.8		63.84
5	Killat, Albin	FRG	5132D	2.1		46.62
6	Giron, Carlos	MEX	5132D	2.1		45.36
7	italiani, Piero	ITA	5331D	2.1		46.62
8	Snode, Christopher	GBR	5134D	2.5		60.00
9	Tan, Liangde	CHN	0403B	2.1		49.14
10	Li, Hongping	CHN	5132D	2.1		49.14
11	Merriott, Ronald	USA	5331D	2.1		50.40
12	Louganis, Gregory	USA	5235D	2.8		68.88

Men / Springboard Diving
Final Dive: 6 / Aug. 08

Hommes / plongeon du tremplin
Finale plongeon: 6 / 06 Aout

ORDER ORDRE	NAME	CTRY	DIVE NO PL.	NO	COEF.	TOTAL
1	Ovaskainen, Juha	FIN	0107C	2.8		42.00
2	Doerr, Dieter	FRG	5136D	2.9		61.77
3	Mondragon, Jorge	MEX	5235D	2.8		58.80
4	Foley, Stephen	AUS	0107C	2.8		63.00
5	Killat, Albin	FRG	5136D	2.9		64.38
6	Giron, Carlos	MEX	5136D	2.9		62.64
7	Italiani, Piero	ITA	0405C	2.7		59.94
8	Snode, Christopher	GBR	0405B	3.0		65.70
9	Tan, Liangde	CHN	0205B	3.0		72.00
10	Li, Hongping	CHN	0405B	3.0		72.00
11	Merriott, Ronald	USA	0405B	3.0		67.50
12	Louganis, Gregory	USA	0405B	3.0		81.00

Men / Springboard Diving
Final Dive: 7 / Aug. 08

Hommes / plongeon du tremplin
Finale plongeon: 7 / 08 Aout

ORDER ORDRE	NAME	CTRY	DIVE NO PL.	NO	COEF.	TOTAL
1	Ovaskainen, Juha	FIN	0405B	3.0		63.00
2	Doerr, Dieter	FRG	0107C	2.8		64.68
3	Mondragon, Jorge	MEX	0105B	2.4		52.56
4	Foley, Stephen	AUS	0205C	2.8		57.12
5	Killat, Albin	FRG	0107C	2.8		47.88
6	Giron, Carlos	MEX	0107B	3.1		28.83
7	Italiani, Piero	ITA	0305C	2.8		62.16
8	Snode, Christopher	GBR	0205B	3.0		57.60
9	Tan, Liangde	CHN	0305B	3.0		72.00
10	Li, Hongping	CHN	0107B	3.1		74.40
11	Merriott, Ronald	USA	0205B	3.0		69.30
12	Louganis, Gregory	USA	0107B	3.1		85.56

Men / Springboard Diving
Final Dive: 8 / Aug. 08

Hommes / plongeon du tremplin
Finale plongeon: 8 / 08 Aout

ORDER ORDRE	NAME	CTRY	DIVE NO PL.	NO	COEF.	TOTAL
1	Ovaskainen, Juha	FIN	0205C	2.8		60.48
2	Doerr, Dieter	FRG	0205C	2.8		49.56
3	Mondragon, Jorge	MEX	0205B	3.0		63.90
4	Foley, Stephen	AUS	0305C	2.8		58.80
5	Killat, Albin	FRG	0205B	3.0		51.30
6	Giron, Carlos	MEX	0205B	3.0		58.50
7	Italiani, Piero	ITA	5335D	2.9		66.12
8	Snode, Christopher	GBR	0107C	2.8		63.84
9	Tan, Liangde	CHN	0405B	3.0		75.60
10	Li, Hongping	CHN	5136D	2.9		67.86
11	Merriott, Ronald	USA	0107C	2.8		68.88
12	Louganis, Gregory	USA	0205B	3.0		77.40

Men / Springboard Diving
Final Dive: 9 / Aug. 08

Hommes / plongeon du tremplin
Finale plongeon: 9 / 08 Aout

ORDER ORDRE	NAME	CTRY	DIVE NO PL.	NO	COEF.	TOTAL
1	Ovaskainen, Juha	FIN	0305C	2.8		63.84
2	Doerr, Dieter	FRG	0305C	2.8		52.92
3	Mondragon, Jorge	MEX	0305B	3.0		61.20
4	Foley, Stephen	AUS	0405C	2.7		59.94
5	Killat, Albin	FRG	0305B	3.0		59.40
6	Giron, Carlos	MEX	0305C	2.8		55.44
7	Italiani, Piero	ITA	0205C	2.8		60.48
8	Snode, Christopher	GBR	0305B	3.0		65.70
9	Tan, Liangde	CHN	5335D	2.9		72.21
10	Li, Hongping	CHN	0205B	3.0		68.40
11	Merriott, Ronald	USA	0307C	3.5		82.95
12	Louganis, Gregory	USA	0305B	3.0		71.10

Men / Springboard Diving
Final Dive: 10 / Aug. 08

Hommes / plongeon du tremplin
Finale plongeon: 10 / 08 Aout

ORDER ORDRE	NAME	CTRY	DIVE NO PL.	NO	COEF.	TOTAL
----------------	------	------	----------------	----	-------	-------

Swimming

Men / Springboard Diving		Hommes / plongeon du tremplin		
Final Dive: 11 / Aug. 06		Finale plongeon: 11 / 08 Aout		
ORDER	NAME	CTRY	DIVE NO	COEF. TOTAL
ORDRE			NO PL.	
1	Ovaskainen, Juha	FIN	5235D	2.8
2	Doerr, Dieter	FRG	5152D	2.8 57.96
3	Mondragon, Jorge	MEX	5335D	2.9 57.42
4	Foley, Stephen	AUS	5335D	2.9 60.03
5	Killat, Albin	FRG	5337D	3.3 75.24
6	Giron, Carlos	MEX	5152D	2.8 63.00
7	Italiani, Piero	ITA	0107C	2.8 62.16
8	Snode, Christopher	GBR	5136D	2.9 65.25
9	Tan, Liangde	CHN	0107B	3.1 79.98
10	Li, Hongping	CHN	5335D	2.9 71.34
11	Merriott, Ronald	USA	5337D	3.3 79.20
12	Louganis, Gregory	USA	0307C	3.5 92.40

Men / Springboard Diving		Hommes / plongeon du tremplin		
Final / Aug. 08		Finale / 08 Aout		
RANK	NAME	CTRY	TOTAL	
RANG				
1	Louganis, Gregory	USA	754.41	
2	Tan, Liangde	CHN	662.31	
3	Merriott, Ronald	USA	661.32	
4	Li, Hongping	CHN	646.35	
5	Snode, Christopher	GBR	609.51	
6	Italiani, Piero	ITA	578.94	
7	Killat, Albin	FRG	569.52	
8	Foley, Stephen	AUS	561.93	
9	Mondragon, Jorge	MEX	550.35	
10	Doerr, Dieter	FRG	549.33	
11	Ovaskainen, Juha	FIN	548.55	
12	Giron, Carlos	MEX	530.04	

Men / Platform Diving		Hommes / plongeon haut-vol		
Preliminary Dive: 1 / Aug. 11		Eliminatoires plongeon: 1 / 11 Aout		
ORDER	NAME	CTRY	DIVE NO	COEF. TOTAL
ORDRE			NO PL.	
1	Hassan, Amr	EGY	0103B	1.6 26.40
2	Henderson, Cesar	DOM	0103B	1.6 30.24
3	Daw, Said	EGY	0103B	1.6 27.36
4	Rourke, Mark	CAN	5132D	2.1 44.10
5	Vegard, Jon Grunde	NOR	0101B	1.5 34.20
6	Morgan, Robert	GBR	0103B	1.6 35.52
7	Rocha, Jose Luis	MEX	0201B	1.8 37.26
8	Kwan, Andy	HKG	0102C	1.6 32.16
9	Tong, Hui	CHN	0103B	1.6 39.36
10	Louganis, Gregory	USA	0113B	1.8 41.58
11	Zavala, Miguel Angel	MEX	0103B	1.6 34.56
12	Soueidan, Alaeddin	SYR	0113B	1.8 22.68
13	Doerr, Dieter	FRG	0103B	1.6 35.52
14	Rinaldi, Domenico	ITA	0103B	1.6 36.48
15	Killat, Albin	FRG	0103B	1.6 36.48
16	Foley, Stephen	AUS	0401B	1.4 30.24
17	Bedard, David	CAN	0103B	1.6 33.60
18	Li, Kongzheng	CHN	0103B	1.6 36.48
19	Nakashima, Masashi	JPN	0403B	2.0 43.80
20	Dieguez, Luis	ESP	0103B	1.6 27.36
21	Abuqrais, Abdulla	KUW	0103B	1.6 22.08
22	Snode, Christopher	GBR	0403B	2.0 45.60
23	Yamagishi, Isao	JPN	0403B	2.0 42.60
24	Kimball, Bruce	USA	0103B	1.6 41.76
25	Park, Jong-Yong	KOR	0403B	2.0 40.20
26	Lemaire, Tom	BEL	0403B	2.0 44.40

Men / Platform Diving		Hommes / plongeon haut-vol		
Preliminary Dive: 2/Aug. 11		Eliminatoires plongeon: 2 / 11 Aout		
ORDER	NAME	CTRY	DIVE NO	COEF. TOTAL
ORDRE			NO PL.	
1	Hassan, Amr	EGY	0301B	1.9 29.07
2	Henderson, Cesar	DOM	5132D	2.1 40.32
3	Daw, Said	EGY	0403B	2.0 32.40
4	Rourke, Mark	CAN	0103B	1.6 37.44
5	Vegard, Jon Grunde	NOR	0301A	2.0 45.60
6	Morgan, Robert	GBR	0403B	2.0 36.60
7	Rocha, Jose Luis	MEX	5132D	2.1 43.47
8	Kwan, Andy	HKG	0403B	2.0 39.60
9	Tong, Hui	CHN	0403B	2.0 46.80
10	Louganis, Gregory	USA	0201B	1.8 49.68
11	Zavala, Miguel Angel	MEX	0301B	1.9 37.62
12	Soueidan, Alaeddin	SYR	0212B	1.9 27.36
13	Doerr, Dieter	FRG	0403B	2.0 33.00
14	Rinaldi, Domenico	ITA	0403B	2.0 43.80
15	Killat, Albin	FRG	0403B	2.0 45.60
16	Foley, Stephen	AUS	0612B	1.9 42.18
17	Bedard, David	CAN	0201A	1.9 41.61
18	Li, Kongzheng	CHN	0301B	1.9 49.02
19	Nakashima, Masashi	JPN	0103B	1.6 35.04
20	Dieguez, Luis	ESP	0401B	1.4 16.38
21	Abuqrais, Abdulla	KUW	0403B	2.0 22.20
22	Snode, Christopher	GBR	0301A	2.0 46.80
23	Yamagishi, Isao	JPN	0301A	2.0 44.40
24	Kimball, Bruce	USA	0403B	2.0 52.80
25	Park, Jong-Yong	KOR	0103B	1.6 32.64
26	Lemaire, Tom	BEL	0103B	1.6 33.60

Natation

Men / Platform Diving		Hommes / plongeon haut-vol		
Preliminary Dive: 3 / Aug. 11		Eliminatoires plongeon: 3 / 11 Aout		
ORDER	NAME	CTRY	DIVE NO	COEF. TOTAL
ORDRE			NO PL.	
1	Hassan, Amr	EGY	0403B	2.0 30.60
2	Henderson, Cesar	DOM	0612B	1.9 37.05
3	Daw, Said	EGY	5132D	2.1 37.17
4	Rourke, Mark	CAN	0301B	1.9 37.62
5	Vegard, Jon Grunde	NOR	0403B	2.0 48.60
6	Morgan, Robert	GBR	5132D	2.1 45.36
7	Rocha, Jose Luis	MEX	0103B	1.6 32.16
8	Kwan, Andy	HKG	0201B	1.8 25.38
9	Tong, Hui	CHN	0301B	1.9 43.89
10	Louganis, Gregory	USA	0301B	1.9 47.88
11	Zavala, Miguel Angel	MEX	0403B	2.0 45.00
12	Soueidan, Alaeddin	SYR	0312C	1.9 30.21
13	Doerr, Dieter	FRG	5132D	2.1 43.47
14	Rinaldi, Domenico	ITA	0301B	1.9 42.75
15	Killat, Albin	FRG	5132D	2.1 47.88
16	Foley, Stephen	AUS	5152D	2.7 58.32
17	Bedard, David	CAN	0301A	2.0 45.00
18	Li, Kongzheng	CHN	0403B	2.0 49.80
19	Nakashima, Masashi	JPN	0201A	1.9 45.60
20	Dieguez, Luis	ESP	0301B	1.9 30.78
21	Abuqrais, Abdulla	KUW	0612B	1.9 25.08
22	Snode, Christopher	GBR	5132D	2.1 48.51
23	Yamagishi, Isao	JPN	0201A	1.9 44.46
24	Kimball, Bruce	USA	0301B	1.9 49.59
25	Park, Jong-Yong	KOR	5132D	2.1 42.21
26	Lemaire, Tom	BEL	0301B	1.9 37.62

Men / Platform Diving		Hommes / plongeon		
Preliminary Dive: 4 / Aug. 11		Eliminatoires plongeon: 4 / 11 Aout		
ORDER	NAME	CTRY	DIVE NO	COEF. TOTAL
ORDRE			NO PL.	
1	Hassan, Amr	EGY	5132D	2.1 35.91
2	Henderson, Cesar	DOM	0403B	2.0 40.20
3	Daw, Said	EGY	0201A	1.9 27.93
4	Rourke, Mark	CAN	0403B	2.0 42.60
5	Vegard, Jon Grunde	NOR	5132D	2.1 47.88
6	Morgan, Robert	GBR	0301B	1.9 34.20
7	Rocha, Jose Luis	MEX	0403B	2.0 43.20
8	Kwan, Andy	HKG	0301B	1.9 34.20
9	Tong, Hui	CHN	5132D	2.1 42.84
10	Louganis, Gregory	USA	0403B	2.0 52.20
11	Zavala, Miguel Angel	MEX	5132D	2.1 46.62
12	Soueidan, Alaeddin	SYR	0403B	2.0 35.40
13	Doerr, Dieter	FRG	0301B	1.9 42.75
14	Rinaldi, Domenico	ITA	5132D	2.1 49.14
15	Killat, Albin	FRG	0301B	1.9 43.32
16	Foley, Stephen	AUS	0103B	1.6 33.12
17	Bedard, David	CAN	5132D	2.1 41.58
18	Li, Kongzheng	CHN	5132D	2.1 45.36
19	Nakashima, Masashi	JPN	5132D	2.1 50.40
20	Dieguez, Luis	ESP	5152D	2.7 38.07
21	Abuqrais, Abdulla	KUW	5132D	2.1 36.54
22	Snode, Christopher	GBR	0103C	1.5 32.40
23	Yamagishi, Isao	JPN	0103B	1.6 31.20
24	Kimball, Bruce	USA	5132D	2.1 51.66
25	Park, Jong-Yong	KOR	0612B	1.9 38.19
26	Lemaire, Tom	BEL	5132D	2.1 40.32

Men / Platform Diving		Hommes / plongeon haut-vol		
Preliminary Dive: 5 / Aug. 11		Eliminatoires plongeon: 5 / 11 Aout		
ORDER	NAME	CTRY	DIVE NO	COEF. TOTAL
ORDRE			NO PL.	
1	Hassan, Amr	EGY	0107C	2.7 34.83
2	Henderson, Cesar	DOM	5152D	2.7 55.89
3	Daw, Said	EGY	0107C	2.7 44.55
4	Rourke, Mark	CAN	0107B	3.0 55.80
5	Vegard, Jon Grunde	NOR	0634C	2.6 49.14
6	Morgan, Robert	GBR	0634C	2.6 52.26
7	Rocha, Jose Luis	MEX	0405B	2.8 56.28
8	Kwan, Andy	HKG	0405B	2.8 51.24
9	Tong, Hui	CHN	0107B	3.0 75.60
10	Louganis, Gregory	USA	0634C	2.6 61.62
11	Zavala, Miguel Angel	MEX	5237D	3.2 59.52
12	Soueidan, Alaeddin	SYR	0633C	2.0 24.60
13	Doerr, Dieter	FRG	0405B	2.8 62.16
14	Rinaldi, Domenico	ITA	5152D	2.7 48.60
15	Killat, Albin	FRG	0614B	2.4 51.12
16	Foley, Stephen	AUS	0107C	2.7 58.32
17	Bedard, David	CAN	0307C	3.4 38.76
18	Li, Kongzheng	CHN	0107B	3.0 72.00
19	Nakashima, Masashi	JPN	0305C	2.7 43.74
20	Dieguez, Luis	ESP	0407C	3.2 48.96
21	Abuqrais, Abdulla	KUW	0405C	2.5 33.75
22	Snode, Christopher	GBR	0305C	2.7 55.08
23	Yamagishi, Isao	JPN	5235D	2.8 51.24
24	Kimball, Bruce	USA	0405B	2.8 63.84
25	Park, Jong-Yong	KOR	0405B	2.8 44.52
26	Lemaire, Tom	BEL	0405B	2.8 57.96

Men / Platform Diving		Hommes / plongeon haut-vol		
Preliminary Dive: 6 / Aug. 11		Eliminatoires plongeon: 6 / 11 Aout		
ORDER	NAME	CTRY	DIVE NO	COEF. TOTAL
ORDRE			NO PL.	
1	Hassan, Amr	EGY	0305C	2.7 24.30
2	Henderson, Cesar	DOM	0634C	2.6 49.92
3	Daw, Said	EGY	0614B	2.4 30.96
4	Rourke, Mark	CAN	0207C	3.3 66.33
5	Vegard, Jon Grunde	NOR	0107C	2.7 56.70
6	Morgan, Robert	GBR	0207C	3.3 68.31
7	Rocha, Jose Luis	MEX	0107B	3.0 52.20
8	Kwan, Andy	HKG	0205B	2.9 41.76
9	Tong, Hui	CHN	0305B	2.9 77.43
10	Louganis, Gregory	USA	5337D	3.3 81.18
11	Zavala, Miguel Angel	MEX	0614B	2.4 53.28
12	Soueidan, Alaeddin	SYR	0105B	2.3 41.40
13	Doerr, Dieter	FRG	0107C	2.7 49.41
14	Rinaldi, Domenico	ITA	0107B	3.0 54.90
15	Killat, Albin	FRG	0107C	2.7 55.89
16	Foley, Stephen	AUS	0205B	2.9 47.85
17	Bedard, David	CAN	0207C	3.3 68.31
18	Li, Kongzheng	CHN	0207C	3.3 89.10
19	Nakashima, Masashi	JPN	0634C	2.6 42.12
20	Dieguez, Luis	ESP	0305C	2.7 35.64
21	Abuqrais, Abdulla	KUW	5152D	2.7 46.17
22	Snode, Christopher	GBR	0107B	3.0 41.40
23	Yamagishi, Isao	JPN	0305B	2.9 39.15
24	Kimball, Bruce	USA	0107B	3.0 54.00
25	Park, Jong-Yong	KOR	0107C	2.7 40.50
26	Lemaire, Tom	BEL	0634C	2.6 49.92

Men / Platform Diving		Hommes / plongeon haut-vol		
Preliminary Dive: 7 / Aug. 11		Eliminatoires plongeon: 7 / 11 Aout		
ORDER	NAME	CTRY	DIVE NO	COEF. TOTAL
ORDRE			NO PL.	
1	Hassan, Amr	EGY	0205C	2.7 38.88
2	Henderson, Cesar	DOM	0305C	2.7 30.78
3	Daw, Said	EGY	0305C	2.7 26.73
4	Rourke, Mark	CAN	0305B	2.9 50.46
5	Vegard, Jon Grunde	NOR	0205B	2.9 53.07
6	Morgan, Robert	GBR	0307C	3.4 58.14
7	Rocha, Jose Luis	MEX	0634C	2.6 48.36
8	Kwan, Andy	HKG	0305C	2.7 17.82
9	Tong, Hui	CHN	0407C	3.2 83.52
10	Louganis, Gregory	USA	0407C	3.2 91.20
11	Zavala, Miguel Angel	MEX	0205B	2.9 56.55
12	Soueidan, Alaeddin	SYR	0204C	2.1 25.83
13	Doerr, Dieter	FRG	0305C	2.7 56.70
14	Rinaldi, Domenico	ITA	0634C	2.6 46.80
15	Killat, Albin	FRG	0205B	2.9 65.25
16	Foley, Stephen	AUS	0305C	2.7 59.13
17	Bedard, David	CAN	0107B	3.0 63.90
18	Li, Kongzheng	CHN	0307C	3.4 89.76
19	Nakashima, Masashi	JPN	0205B	2.9 37.41
20	Dieguez, Luis	ESP	0107B	3.0 45.90
21	Abuqrais, Abdulla	KUW	0301B	1.9 35.34
22	Snode, Christopher	GBR	0407C	3.2 58.56
23				



Men / Platform Diving
Preliminary Dive: 9 / Aug. 11

Hommes / plongeon haut-vol
Eliminatoires plongeon: 9 / 11 Aout

ORDER	NAME	CTRY	DIVE NO	COEF.	TOTAL
NO PL.					
1	Hassan, Amr	EGY	5134D	2.5	45.00
2	Henderson, Cesar	DOM	0407C	3.2	53.76
3	Daw, Said	EGY	0405B	2.8	38.64
4	Rourke, Mark	CAN	0614B	2.4	31.68
5	Vegard, Jon Grunde	NOR	5235D	2.8	54.60
6	Morgan, Robert	GBR	0407C	3.2	45.12
7	Rocha, Jose Luis	MEX	0305C	2.7	56.70
8	Kwan, Andy	HKG	5134D	2.5	35.25
9	Tong, Hui	CHN	0207C	3.3	69.30
10	Louganis, Gregory	USA	0207C	3.3	88.11
11	Zavala, Miguel Angel	MEX	0405B	2.8	54.60
12	Soueidan, Alaeddin	SYR	0405C	2.5	48.75
13	Doerr, Dieter	FRG	0205B	2.9	62.64
14	Rinaldi, Domenico	ITA	0305C	2.7	46.98
15	Killat, Albin	FRG	0405B	2.8	60.48
16	Foley, Stephen	AUS	0614B	2.4	54.72
17	Bedard, David	CAN	0634C	2.6	33.54
18	Li, Kongzheng	CHN	0634C	2.6	59.28
19	Nakashima, Masashi	JPN	0405B	2.8	63.00
20	Dieguez, Luis	ESP	0634C	2.6	40.56
21	Abuqrais, Abdulla	KUW	0201B	1.8	36.72
22	Snode, Christopher	GBR	0205B	2.9	53.07
23	Yamagishi, Isao	JPN	0205B	2.9	45.24
24	Kimball, Bruce	USA	0305C	2.7	72.09
25	Park, Jong-Yong	KOR	5152D	2.7	50.22
26	Lemaire, Tom	BEL	0305C	2.7	42.12

Men / Platform Diving
Preliminary Dive: 10 / Aug. 11

Hommes / plongeon haut-vol
Eliminatoires plongeon: 10 / 11 Aout

ORDER	NAME	CTRY	DIVE NO	COEF.	TOTAL
ORDRE					
NO PL.					
1	Hassan, Amr	EGY	0614C	2.1	13.86
2	Henderson, Cesar	DOM	0207C	3.3	63.36
3	Daw, Said	EGY	0205C	2.7	38.07
4	Rourke, Mark	CAN	5152D	2.7	60.75
5	Vegard, Jon Grunde	NOR	0405B	2.8	56.28
6	Morgan, Robert	GBR	5237D	3.2	36.48
7	Rocha, Jose Luis	MEX	0207C	3.3	46.53
8	Kwan, Andy	HKG	0107B	3.0	23.40
9	Tong, Hui	CHN	5136D	2.9	66.12
10	Louganis, Gregory	USA	0307C	3.4	91.80
11	Zavala, Miguel Angel	MEX	0107C	2.7	60.75
12	Soueidan, Alaeddin	SYR	5231D	2.1	35.91
13	Doerr, Dieter	FRG	5136D	2.9	49.59
14	Rinaldi, Domenico	ITA	0405B	2.8	48.72
15	Killat, Albin	FRG	5136D	2.9	70.47
16	Foley, Stephen	AUS	5235D	2.8	52.08
17	Bedard, David	CAN	5136D	2.9	57.42
18	Li, Kongzheng	CHN	5337D	3.3	66.33
19	Nakashima, Masashi	JPN	5136D	2.9	63.51
20	Dieguez, Luis	ESP	5335D	2.9	54.81
21	Abuqrais, Abdulla	KUW	0614B	2.4	39.60
22	Snode, Christopher	GBR	5136D	2.9	69.60
23	Yamagishi, Isao	JPN	0405B	2.8	57.96
24	Kimball, Bruce	USA	0205B	2.9	67.86
25	Park, Jong-Yong	KOR	0305C	2.7	49.41
26	Lemaire, Tom	BEL	5237D	3.2	57.60

Men / Platform Diving
Preliminary / Aug. 11

Hommes / plongeon haut-vol
Eliminatoires / 11 Aout

The first 12 qualify for final round/Les 12 premiers se qualifient pour la finale

RANK	NAME	CTRY	TOTAL
RANG			
1	Louganis, Gregory	USA	688.05
2	Li, Kongzheng	CHN	615.89
3	Tong, Hui	CHN	608.04
4	Kimball, Bruce	USA	602.64
5	Killat, Albin	FRG	542.10
6	Snode, Christopher	GBR	507.96
7	Vegard, Jon Grunde	NOR	494.67
8	Zavala, Miguel Angel	MEX	492.24
9	Doerr, Dieter	FRG	489.84
10	Foley, Stephen	AUS	489.21
11	Bedard, David	CAN	488.04
12	Rourke, Mark	CAN	485.58
13	Rocha, Jose Luis	MEX	479.67
14	Morgan, Robert	GBR	474.09
15	Nakashima, Masashi	JPN	466.74
16	Henderson, Cesar	DOM	464.52
17	Yamagishi, Isao	JPN	462.09

RANK	NAME	CTRY	TOTAL
RANG			
18	Rinaldi, Domenico	ITA	460.80
19	Lemaire, Tom	BEL	455.61
20	Park, Jong-Yong	KOR	418.98
21	Dieguez, Luis	ESP	361.23
22	Abuqrais, Abdulla	KUW	342.03
23	Daw, Said	EGY	341.07
24	Kwan, Andy	HKG	324.57
25	Soueidan, Alaeddin	SYR	317.88
26	Hassan, Amr	EGY	316.35

Men / Platform Diving
Final Dive: 1 / Aug. 12

Hommes / plongeon haut-vol
Finale plongeon: 1 / 12 Aout

ORDER	NAME	CTRY	DIVE NO	COEF.	TOTAL
ORDRE					
NO PL.					
1	Rourke, Mark	CAN	5132D	2.1	46.62
2	Bedard, David	CAN	0103B	1.6	36.48
3	Foley, Stephen	AUS	0401B	1.4	29.40
4	Doerr, Dieter	FRG	0103B	1.6	34.56
5	Zavala, Miguel Angel	MEX	0103B	1.6	33.60
6	Vegard, Jon Grunde	NOR	0101B	1.5	32.85
7	Snode, Christopher	GBR	0403B	2.0	46.20
8	Killat, Albin	FRG	0103B	1.6	36.48
9	Kimball, Bruce	USA	0103B	1.6	42.24
10	Tong, Hui	CHN	0103B	1.6	39.84
11	Li, Kongzheng	CHN	0103B	1.6	36.96
12	Louganis, Gregory	USA	0113B	1.8	47.52

Men / Platform Diving
Final Dive: 2 / Aug. 12

Hommes / plongeon haut-vol
Finale plongeon: 2 / 12 Aout

ORDER	NAME	CTRY	DIVE NO	COEF.	TOTAL
ORDRE					
NO PL.					
1	Rourke, Mark	CAN	0103B	1.6	37.92
2	Bedard, David	CAN	0201A	1.9	39.33
3	Foley, Stephen	AUS	0612B	1.9	41.61
4	Doerr, Dieter	FRG	0403B	2.0	44.40
5	Zavala, Miguel Angel	MEX	0301B	1.9	39.90
6	Vegard, Jon Grunde	NOR	0301A	2.0	39.60
7	Snode, Christopher	GBR	0301A	2.0	40.20
8	Killat, Albin	FRG	0403B	2.0	45.00
9	Kimball, Bruce	USA	0403B	2.0	52.20
10	Tong, Hui	CHN	0403B	2.0	52.20
11	Li, Kongzheng	CHN	0301B	1.9	47.88
12	Louganis, Gregory	USA	0201B	1.8	50.76

Men / Platform Diving
Final Dive: 3 / Aug. 12

Hommes / plongeon haut-vol
Finale plongeon: 3 / 12 Aout

ORDER	NAME	CTRY	DIVE NO	COEF.	TOTAL
ORDRE					
NO PL.					
1	Rourke, Mark	CAN	0301B	1.9	33.63
2	Bedard, David	CAN	0301A	2.0	34.80
3	Foley, Stephen	AUS	5152D	2.7	51.84
4	Doerr, Dieter	FRG	5132D	2.1	47.25
5	Zavala, Miguel Angel	MEX	0403B	2.0	43.20
6	Vegard, Jon Grunde	NOR	0403B	2.0	42.60
7	Snode, Christopher	GBR	5132D	2.1	44.73
8	Killat, Albin	FRG	5132D	2.1	49.14
9	Kimball, Bruce	USA	0301B	1.9	50.16
10	Tong, Hui	CHN	0301B	1.9	50.16
11	Li, Kongzheng	CHN	0403B	2.0	54.00
12	Louganis, Gregory	USA	0301B	1.9	51.87

Men / Platform Diving
Final Dive: 4 / Aug. 12

Hommes / plongeon haut-vol
Finale plongeon: 4 / 12 Aout

ORDER	NAME	CTRY	DIVE NO	COEF.	TOTAL
ORDRE					
NO PL.					
1	Rourke, Mark	CAN	0403B	2.0	42.00
2	Bedard, David	CAN	5132D	2.1	47.25
3	Foley, Stephen	AUS	0103B	1.6	33.12
4	Doerr, Dieter	FRG	0301B	1.9	46.74
5	Zavala, Miguel Angel	MEX	5132D	2.1	46.62
6	Vegard, Jon Grunde	NOR	5132D	2.1	44.10
7	Snode, Christopher	GBR	0103C	1.5	32.85
8	Killat, Albin	FRG	0301B	1.9	46.17
9	Kimball, Bruce	USA	5132D	2.1	51.66
10	Tong, Hui	CHN	5132D	2.1	51.66
11	Li, Kongzheng	CHN	5132D	2.1	41.58
12	Louganis, Gregory	USA	0403B	2.0	55.80

Men / Platform Diving
Final Dive: 5 / Aug. 12

Hommes / Plongeon haut-vol
Finale plongeon: 5 / 12 Aout

ORDER	NAME	CTRY	DIVE NO	COEF.	TOTAL
NO PL.					
1	Rourke, Mark	CAN	0107B	3.0	45.90
2	Bedard, David	CAN	0307C	3.4	66.30
3	Foley, Stephen	AUS	0107C	2.7	55.89
4	Doerr, Dieter	FRG	0405B	2.8	61.32
5	Zavala, Miguel Angel	MEX	5237D	3.2	62.40
6	Vegard, Jon Grunde	NOR	0634C	2.6	34.32
7	Snode, Christopher	GBR	0305C	2.7	63.18
8	Killat, Albin	FRG	0614B	2.4	52.56
9	Kimball, Bruce	USA	0405B	2.8	67.20
10	Tong, Hui	CHN	0107B	3.0	64.80
11	Li, Kongzheng	CHN	0107B	3.0	76.50
12	Louganis, Gregory	USA	0634C	2.6	64.74

Men / Platform Diving
Final Dive: 6 / Aug. 12

Hommes / plongeon haut-vol
Finale plongeon: 6 / 12 Aout

ORDER	NAME	CTRY	DIVE NO	COEF.	TOTAL
NO PL.					
1	Rourke, Mark	CAN	0207C	3.3	57.42
2	Bedard, David	CAN	0207C	3.3	60.39
3	Foley, Stephen	AUS	0205B	2.9	40.02
4	Doerr, Dieter	FRG	0107C	2.7	66.42
5	Zavala, Miguel Angel	MEX	0614B	2.4	43.92
6	Vegard, Jon Grunde	NOR	0107C	2.7	51.03
7	Snode, Christopher	GBR	0107B	3.0	56.70
8	Killat, Albin	FRG	0107C	2.7	61.56
9	Kimball, Bruce	USA	0107B	3.0	73.80
10	Tong, Hui	CHN	0305B	2.9	73.95
11	Li, Kongzheng	CHN	0207C	3.3	88.11
12	Louganis, Gregory	USA	5337D	3.3	82.17

Men / Platform Diving
Final Dive: 7 / Aug. 12

Hommes / plongeon haut-vol
Finale plongeon: 7 / 12 Aout

ORDER	NAME	CTRY	DIVE NO	COEF.	TOTAL
NO PL.					
1	Rourke, Mark	CAN	0305B	2.9	20.01
2	Bedard, David	CAN	0107B	3.0	42.30
3	Foley, Stephen	AUS	0305C	2.7	57.51
4	Doerr, Dieter	FRG	0305C	2.7	58.32
5	Zavala, Miguel Angel	MEX	0205B	2.9	48.72
6	Vegard, Jon Grunde	NOR	0205B	2.9	34.80
7	Snode, Christopher	GBR	0407C	3.2	67.20
8	Killat, Albin	FRG	0205B	2.9	66.12
9	Kimball, Bruce	USA	0634C	2.6	65.52
10	Tong, Hui	CHN	0407C	3.2	78.72
11	Li, Kongzheng	CHN	0307C	3.4	70.38
12	Louganis, Gregory	USA	0407C	3.2	89.28

Men / Platform Diving
Final Dive: 6 / Aug. 12

Hommes / plongeon haut-vol
Finale plongeon: 6 / 12 Aout

ORDER	NAME	CTRY	DIVE NO	COEF.	TOTAL
NO PL.					
1	Rourke, Mark	CAN	0405B	2.8	64.68
2	Bedard, David	CAN	0407C	3.2	61.44
3	Foley, Stephen	AUS	0405C	2.5	57.00
4	Doerr, Dieter	FRG	0634C	2.6	63.96
5	Zavala, Miguel Angel	MEX	0305C	2.7	56.70
6	Vegard, Jon Grunde	NOR	0305C	2.7	52.65
7	Snode, Christopher	GBR	0634C	2.6	58.50
8	Killat, Albin	FRG	0305C	2.7	62.37
9	Kimball, Bruce	USA	5237D	3.2	89.28
10	Tong, Hui	CHN	0634C	2.6	63.18
11	Li, Kongzheng	CHN	0407C	3.2	83.52
12	Louganis, Gregory	USA	0107B	3.0	81.90

Men / Platform Diving
Final Dive: 9 / Aug. 12

Hommes / Plongeon haut-vol
Finale plongeon: 9 / 12 Aout

Swimming

Men / Platform Diving Final Dive: 10 / Aug. 12

Hommes / haut-vol Finale Plongeon: 10 / 12 Aout

ORDER	NAME	CTRY	DIVE NO	COEF.	TOTAL
NO PL.					
1	Rourke, Mark	CAN	51520	2.7	
2	Bedard, David	CAN	51360	2.9	
3	Foley, Stephen	AUS	52350	2.8	
4	Doerr, Dieter	FRG	51360	2.9	
5	Zavala, Miguel Angel	MEX	0107C	2.7	
6	Vegard, Jon Grunde	NOR	0405B	2.8	
7	Snode, Christopher	GBR	51360	2.9	
8	Killat, Albin	FRG	51360	2.9	
9	Kimball, Bruce	USA	0205B	2.9	
10	Tong, Hui	CHN	51360	2.9	
11	Li, Kongzheng	CHN	5337D	3.3	
12	Louganis, Gregory	USA	0307C	3.4	

Men / Platform Diving Final / Aug. 12

Hommes / plongeon haut-vol Finale / 12 Aout

RANK	NAME	CTRY	TOTAL
RANG			
1	Louganis, Gregory	USA	710.91
2	Kimball, Bruce	USA	643.50
3	Li, Kongzheng	CHN	638.28
4	Tong, Hui	CHN	604.77
5	Killat, Albin	FRG	551.97
6	Doerr, Dieter	FRG	536.07
7	Snode, Christopher	GBR	524.40
8	Bedard, David	CAN	518.13
9	Foley, Stephen	AUS	479.43
10	Zavala, Miguel Angel	MEX	476.82
11	Vegard, Jon Grunde	NOR	449.55
12	Rourke, Mark	CAN	434.13

Synchronized Swimming Solo Preliminary / Aug. 10

Nage synchronisee Solo - eliminatoires / 10 Aout

The first 8 qualify for the final/Les 8 premieres se qualifient pour la finale

ORDER	NAME	CTRY	FIGURES	ROUTINE	TOTAL
1	Ruiz, Tracie	USA	99.467	98.2	197.667
2	Waldo, Carolyn	CAN	96.700	97.8	194.500
3	Motoyoshi, Miwako	JPN	90.250	95.6	185.850
4	Engelen, Marijke	HOL	89.232	91.8	181.032
5	Holmyard, Caroline	GBR	87.400	93.0	180.400
6	Hanisch, Gudrun	FRG	87.817	92.4	180.217
7	Hermine, Muriel	FRA	87.334	92.2	179.534
8	Singer, Karin	SUI	87.183	90.8	177.983
9	Amicarella, Ana	VEN	85.100	88.6	173.700
10	Worisch, Alexandra	AUT	84.383	89.0	173.383
11	Sinson, Chemene	BAR	79.584	87.6	167.184
12	Burridge, Donella	AUS	79.883	86.4	166.283
13	Carvalho, Paula	BRA	79.900	85.8	165.700
14	Terenzi, Antonella	ITA	78.833	86.2	165.033
15	Semeels, Patricia	BEL	75.066	85.6	160.666
16	Mokbel, Dahlia	EGY	73.367	82.4	155.767
17	Costa, Rosa	ESP	69.083	80.8	149.883

Synchronized Swimming Solo-Final / Aug. 12

Nage synchronisee Solo-finale / 12 Aout

ORDER	NAME	CTRY	FIGURES	ROUTINE	FINAL SCORE
1	Ruiz, Tracie	USA	99.467	99.000	198.467
2	Waldo, Carolyn	CAN	96.700	98.600	195.300
3	Motoyoshi, Miwako	JPN	90.250	96.800	187.050
4	Engelen, Marijke	HOL	89.232	93.400	182.632
5	Hanisch, Gudrun	FRG	87.817	94.200	182.017
6	Holmyard, Caroline	GBR	87.400	94.600	182.000
7	Hermine, Muriel	FRA	87.334	93.200	180.534
8	Singer, Karin	SUI	87.183	91.200	178.383

Natation

Synchronized Swimming Duet-Preliminary / Aug. 06

Nage synchronisee Duo - eliminatoires / 06 Aout

The first 8 qualify for the final/Les 8 premieres se qualifient pour la finale

ORDER	NAME	CTRY	FIGURES	ROUTINE	TOTAL
1	Costie, Candy Ruiz, Tracie	USA USA	96.584	98.400	194.984
2	Hambrook, Sharon Kryczka, Kelly	CAN CAN	96.034	97.800	193.834
3	Kimura, Saeko Motoyoshi, Miwako	JPN JPN	90.992	96.800	187.792
4	Holmyard, Caroline Wilson, Carolyn	GBR GBR	89.650	92.600	182.250
5	Boss, Edith Ginger, Karin	SUI SUI	87.109	91.400	178.509
6	Eijken, Catrien Engelen, Marijke	HOL HOL	87.058	91.000	178.058
7	Besson, Pascale Hermine, Muriel	FRA FRA	85.909	90.400	176.309
8	Novelo, Claudia Ramirez, Pilar	MEX MEX	85.209	90.200	175.409
9	Hanisch, Gudrun Scheller, Gerlind	FRG FRG	84.567	89.800	174.367
10	Edinger, Eva-Maria Worisch, Alexandra	AUT AUT	82.767	88.600	171.367
11	Carvalho, Paula Carvalho, Tessa	BRA BRA	82.092	84.200	166.292
12	Sadleir, Katie Sadleir, Lynette	NZL NZL	79.442	85.200	164.642
13	Burridge, Donella Steanes, Lisa	AUS AUS	79.192	85.400	164.592
14	Carias, Ximena Solis, Maribel	DOM DOM	77.817	80.200	158.017
15	Overfeldt, Katia Semeels, Patricia	BEL BEL	75.366	81.200	156.566
16	Antich, Monica Tarres, Anna	ESP ESP	73.551	80.600	154.151
17	Mokbel, Dahlia Youssef, Sahar	EGY EGY	70.266	80.600	150.866
18	Croes, Esther Hovertsz, Nicole	AHO AHO	65.484	76.400	141.884

Synchronized Swimming Duet - Final / Aug. 09

Nage synchronisee Duo - finale / 09 Aout

ORDER	NAME	CTRY	FIGURES	ROUTINE	FINAL SCORE
1	Costie, Candy Ruiz, Tracie	USA USA	96.584	99.000	195.584
2	Hambrook, Sharon Kryczka, Kelly	CAN CAN	96.034	98.200	194.234
3	Kimura, Saeko Motoyoshi, Miwako	JPN JPN	90.992	97.000	187.992
4	Holmyard, Caroline Wilson, Carolyn	GBR GBR	89.650	94.400	184.050
5	Boss, Edith Singer, Karin	SUI SUI	87.109	93.000	180.109
6	Eijken, Catrien Engelen, Marijke	HOL HOL	87.058	92.000	179.058
7	Besson, Pascale Hermine, Muriel	FRA FRA	85.909	90.800	176.709
8	Novelo, Claudia Ramirez, Pilar	MEX MEX	85.209	91.200	176.409

**Water-Polo / Initial Round
Group A Match 01 / Aug. 01****Water-polo / premier tour
Groupe a match 01 / 01 Aout**

YUG 13-CAN 4

NAME	GOALS BUTS	NAME	GOALS BUTS
CAN		YUG	
Zayonc, Rick	0	Krivokapic, Milorad	0
Juhasz, Alexander	1	Lusic, Deni	2
Gross, George	0	Petrovic, Zoran	0
Huet, Sylvain	0	Vuletic, Bozo	2
Anderson, John	0	Djuho, Veselin	2
Pottier, Paul	0	Roje, Zoran	1
De-Schamps, Simon	0	Bebic, Milivoj	3
Collyer, Brian	0	Bukic, Perica	0
Meyer, Bill	1	Sukno, Goran	2
Bol, Rene	2	Paskvalin, Tomislav	1
Vantol, Gordon	0	Milanovic, Igor	0
Brown, Geoff	0	Andric, Dragan	0
Dion, Dominique	0	Popovic, Andrija	0

COACH / ENTRAINEUR: RUDIC YUG
CSEPREGI CAN
REFEREES / ARBITRES: DONNICI ESP
VUSZEK NUN

**Water-Polo / Initial Round
Group A Match 02 / Aug. 01****Water-polo / premier tour
Groupe a match 02 / 01 Aout**

HOL 10-CHN 8

NAME	GOALS BUTS	NAME	GOALS BUTS
CHN		HOL	
Deng, Jun	0	Misdorp, Ruud	
Wang, Xiaotian	3	Landeweerd, Nico	1
Bong, Weigang	0	Noordegraaf, Eric	1
Li, Jianming	0	Van Es, Ed	1
Huang, Ying	2	Buunk, Tony	2
Cai, Tianxiong	0	Nieuwenhuizen, Dick	0
Qu, Baowei	0	Van Belkum, Stan	4
Zhao, Bilong	1	Van Mil, Aad	0
Chen, Zhixiong	0	Aantjes, Johan	0
Cai, Shengliu	0	Heiden, Anton	0
Pan, Shenghua	0	Pielstroom, Remco	1
Huang, Long	2	Van Noort, Roald	0
Guan, Shishi	0	De Bie, Woulie	0

COACH / ENTRAINEUR: POCSIK HOL
PENS CHN
REFEREES / ARBITRES: MARTINEZ CUB
HERMSTAD USA

**Water-Polo / Initial Round
Group B Match 03 / Aug. 01****Water-polo / premier tour
Groupe b match 03 / 01 Aout**

ESP 19-BRA 12

NAME	GOALS BUTS	NAME	GOALS RUTS
BRA		ESP	
Borelli, Roberto	0	Ribera, Leandro	0
Chaves, Orlando	0	Morillo, Jose	0
Abreu, Paulo	2	Fernandez, Felix	0
Carvalho, Carlos	1	Canal, Alberto	3
Manfredi, Silvio	2	Estiarte, Manuel	9
Santos, Solon	2	Robert, Pedro	1
Tonieto, Ricardo	0	Aguilar, Rafael	1
Borges, Eric Tebbe	3	Signes, Jorge	1
Souto, Mario	2	Aguilar, Antonio	0
Lotufo, Mario Sergio	0	Carmona, Jorge	3
Carsalade, Fernando	0	Bans, Jorge	0
Silva, Helio	0	Neira, Jorge	1
Campos, Andre	0	Moya, Mariano	0

COACH / ENTRAINEUR: CARVALHO BRA
PUJOL ESP
REFEREES / ARBITRES: BOOKEMANN HOL
GUNELL CAN

**Water-Polo / Initial Round
Group B Match 04 / Aug. 01****Water-polo / premier tour
Groupe b match 04 / 01 Aout**

USA 12-GRE 5

NAME	GOALS BUTS	NAME	GOALS BUTS
USA		GRE	
Wilson, Craig	0	Vossos, Ioannis	0
Robertson, Kevin	2	Capralos, Spyros	1
Figueroa, Gary	2	Stathakis, Sotirios	2
Campbell, Peter	0	Gounas, Andreas	0
Burke, Douglas	0	Giannopoulos, Kiriakos	0
Vargas, Joseph	3	Kefalogiannis, Aristidis	0
Svendsen, Jon	1	Papanastasiou, Anastasios	0
Siman, John	0	Seletopoulos, Dimitrios	1
MC Donald, Andrew	0	Aronis, Antonios	1
Schroeder, Terry	2	Sitarenios, Markellos	0
Campbell, Jody	2	Mavrotas, George	0
Shaw, Timothy	0	Moudatsios, Xenofon	0
Dorst, Christopher	0	Giannopoulos, Stavros	0

COACH / ENTRAINEUR: NITZKOWSKI USA
ZOGRAPHOS GRE
REFEREES / ARBITRES: HANTAL TUR
VILLAFRANCO MEX

**Water-Polo / Initial Round
Group C Match 05 / Aug. 01****Water-polo / premier tour
Groupe c match 05 / 01 Aout**

ITA 15-JPN 5

NAME	GOALS BUTS	NAME	GOALS BUTS
JPN		ITA	
Fujita, Etsuji	0	Gandolfi, Roberto	0
Saito, Yoshifumi	1	Misaggi, Alfio	1
Fujimori, Koshi	0	Pisano, Andrea	0
Kai, Shingo	0	Stearo, Antonello	3
Taima, Narihito	1	Fiorillo, Mario	3
Houki, Daisuke	0	De Magistris, Gianni	2
Fukumoto, Toshio	0	Galli, Marco	0
Miyahara, Toshiyuki	0	D'Altrui, Marco	1
Nagata, Hisayoshi	1	Baldinetti, Marco	2
Wakayoshi, Koji	1	D'Angelo, Vincenzo	0
Saito, Hisaharu	1	Collina, Romeo	1
Yamasaki, Shinji	0	Postiglione, Stefano	2
Oura, Asami	0	Panerai, Umberto	0

COACH / ENTRAINEUR: KIYOHARA JPN
DENNERLEIN ITA
REFEREES / ARBITRES: FRADY USA
KLISUVIC YUG

**Water-Polo / Initial Round
Group C Match 06 / Aug. 01****Water-polo / premier tour
Groupe c match 06 / 01 Aout**

FRG 10-AUS 6

NAME	GOALS RUTS	NAME	GOALS RUTS
AUS		FRG	
Turner, Michael	0	Rohle, Peter	0
Pengelle, Richard	0	Loebb, Thomas	1
Bryant, Robert	0	Otto, Frank	3
Montgomery, Peter	0	Hoppe, Rainer	0
Sherwell, Russell	0	Fernandez, Armando	1
Kerr, Andrew	0	Huber, Thomas	0
Mayers, Raymond	1	Schroder, Jurgen	0
Turner, Charles	1	Osselmann, Rainer	1
Callaghan, Martin	1	Stamm, Hagen	4
Wybrow, Christopher	2	Freund, Roland	0
Basser, Russell	1	Theismann, Dirk	0
Muspratt, Julian	0	Chalmovsky, Santiago	0
Townsend, Glenn	0	Obschemikat, Werner	0

COACH / ENTRAINEUR: FIROIU FRG
HOAD AUS
REFEREES / ARBITRES: KLARIC YUG
TSANTAS GRE

**Water-Polo / Initial Round
Group B Match 07 / Aug. 02****Water-polo / premier tour
Groupe b match 07 / 02 Aout**

ESP 12-GRE 9

NAME	GOALS BUTS	NAME	GOALS BUTS
GRE		ESP	
Vossos, Ioannis	0	Ribera, Leandro	0
Capralos, Spyros	0	Morillo, Jose	1
Stathakis, Sotirios	2	Fernandez, Felix	0
Gounas, Andreas	0	Canal, Alberto	3
Giannopoulos, Kiriakos	0	Estiarte, Manuel	6
Kefalogiannis, Aristidis	1	Robert, Pedro	1
Papanastasiou, Anastasios	0	Aguilar, Rafael	1
Seletopoulos, Dimitrios	2	Signes, Jorge	0
Aronis, Antonios	1	Aguilar, Antonio	0
Sitarenios, Markellos	3	Carmona, Jorge	0
Mavrotas, George	0	Sans, Jorge	0
Moudatsios, Xenofon	0	Neira, Jorge	0
Giannopoulos, Stavros	0	Moya, Mariano	0

COACH / ENTRAINEUR: PUJOL ESP
ZOGRAPHOS GRE
REFEREES / ARBITRES: WHITEHOUSE AUS
SCEUERMANN FRG

**Water-Polo / Initial Round
Group B Match 06 / Aug. 02****Water-polo / premier tour
Groupe b match 06 / 02 Aout**

USA 10-BRA 4

NAME	GOALS BUTS	NAME	GOALS BUTS
USA		BRA	
Wilson, Craig	0	Borelli, Roberto	0
Robertson, Kevin	3	Chaves, Orlando	1
Figueroa, Gary	3	Abreu, Paulo	0
Campbell, Peter	0	Carvalho, Carlos	1
Burke, Douglas	0	Manfredi, Silvio	0
Vargas, Joseph	0	Santos, Solon	1
Svendsen, Jon	0	Tonieto, Ricardo	0
Siman, John	1	Borges, Eric Tebbe	0
MC Donald, Andrew	0	Souto, Mario	1
Schroeder, Terry	2	Lotufo, Mario Sergio	0
Campbell, Jody	1	Carsalade, Fernando	0
Shaw, Timothy	0	Silva, Helio	0
Dorst, Christopher	0	Campos, Andre	0

COACH / ENTRAINEUR: CARVALHO BRA
NITZKOWSKI USA
REFEREES / ARBITRES: VAN DORP HOL
BOOKELMAN HOL

Swimming

Water-Polo / Initial Round Group C Match 09 / Aug. 02

AUS 8-ITA 8

NAME	GOALS BUTS	NAME	GOALS BUTS
AUS		ITA	
Turner, Michael	0	Gandolfi, Roberto	0
Pengelly, Richard	3	Misaggi, Alfio	1
Bryant, Robert	0	Pisano, Andrea	0
Montgomery, Peter	0	Stearo, Antonello	0
Sherwell, Russell	0	Fiorillo, Mario	1
Kerr, Andrew	0	De Magistris, Gianni	0
Mayers, Raymond	0	Galli, Marco	0
Turner, Charles	0	D'Altrui, Marco	1
Callaghan, Martin	0	Baldinetti, Marco	2
Wybrow, Christopher	2	D'Angelo, Vincenzo	0
Basser, Russell	3	Collina, Romeo	0
Muspratt, Julian	0	Postiglione, Stefano	3
Townsend, Glenn	0	Panerai, Umberto	0

COACH / ENTRAINEUR: DENNERLEIN ITA
HOAD AUS
REFEREES / ARBITRES: ASENCIO ESP
PANAGAKOS GRE

Water-Polo / Initial Round Group C Match 10 / Aug. 02

FRG 15-JPN 8

NAME	GOALS RUTS	NAME	GOALS BUTS
JPN		FRG	
Fujita, Etsuji	0	Rohle, Peter	0
Saito, Yoshifumi	1	Loebb, Thomas	1
Fujimori, Koshi	0	Otto, Frank	4
Kai, Shingo	0	Hoppe, Rainer	1
Taima, Narihito	2	Fernandez, Armando	0
Houki, Daisuke	0	Huber, Thomas	0
Fukumoto, Toshio	2	Schroder, Jurgen	1
Miyahara, Toshiyuki	0	Osselmann, Rainer	1
Nagata, Hisayoshi	0	Stamm, Hagen	4
Wakayoshi, Koji	1	Freund, Roland	2
Saito, Hisaharu	2	Theismann, Dirk	0
Yamasaki, Shinji	0	Chalmovsky, Santiago	0
Oura, Asami	0	Obschernikat, Werner	1

COACH / ENTRAINEUR: KIYOHARA JPN
FIROIURA FRG
REFEREES / ARBITRES: FUCHS BEL
HERMSTAD USA

Water-Polo / Initial Round Group A Match 11 / Aug. 02

YUG 12-CHN 7

NAME	GOALS BUTS	NAME	GOALS BUTS
CHN		YUG	
Deng, Jun	0	Krivokapic, Milorad	0
Wang, Xiaotian	0	Lusic, Deni	1
Bong, Weigang	0	Petrovic, Zoran	0
Li, Jianming	0	Vuletic, Bozo	0
Huang, Ying	1	Djuho, Veselin	2
Cai, Tianxiong	0	Roje, Zoran	1
Qu, Baowei	1	Bebic, Milivoj	2
Zhao, Bilong	2	Bukic, Perica	0
Chen, Zhixiong	0	Sukno, Goran	0
Cai, Shengliu	1	Paskvalin, Tomislav	3
Pan, Shenghua	0	Milanovic, Igor	2
Huang, Long	2	Andric, Dragan	1
Guan, Shishi	0	Popovic, Andrija	0

COACH / ENTRAINEUR: RUDIC YUG
PENG CHN
REFEREES / ARBITRES: PIZZORNO ITA
BLAN FRG

Water-Polo / Initial Round Group A Match 12 / Aug. 02

HOL 10-CAN 9

NAME	GOALS BUTS	NAME	GOALS RUTS
HOL		CAN	
Misdorp, Ruud	0	Zayonc, Rick	0
Landeweerd, Nico	3	Juhasz, Alexander	0
Noordegraaf, Eric	0	Gross, George	0
Van Es, Ed	3	Huet, Sylvain	0
Buunk, Tony	1	Anderson, John	2
Nieuwenhuizen, Dick	1	Pottier, Paul	2
Van Belkum, Stan	0	De-Schamps, Simon	1
Van Mil, Aad	0	Collyer, Brian	0
Aantjes, Johan	0	Meyer, Bill	0
Heiden, Anton	0	Bol, Rene	2
Pielstroom, Remco	2	Vantol, Gordon	1
Van Noort, Roald	0	Brown, Geoff	0
De Bie, Woulie	0	Dion, Dominique	1

COACH / ENTRAINEUR: POCSIK HOL
CSEPREGI CAN
REFEREES / ARBITRES: DESTEFANO ITA
PAPAZIAN FRA

Natation

Water-Polo / Initial Round Group C Match 13 / Aug. 03

AUS 15-JPN 2

NAME	GOALS RUTS	NAME	GOALS BUTS
JPN		AUS	
Fujita, Etsuji	0	Turner, Michael	0
Saito, Yoshifumi	0	Pengelly, Richard	2
Fujimori, Koshi	0	Bryant, Robert	1
Kai, Shingo	0	Montgomery, Peter	0
Taima, Narihito	1	Sherwell, Russell	0
Houki, Daisuke	0	Kerr, Andrew	1
Fukumoto, Toshio	1	Mayers, Raymond	0
Miyahara, Toshiyuki	0	Turner, Charles	5
Nagata, Hisayoshi	0	Callaghan, Martin	0
Wakayoshi, Koji	0	Wybrow, Christopher	3
Saito, Hisaharu	0	Basser, Russell	2
Yamasaki, Shinji	0	Muspratt, Julian	1
Oura, Asami	0	Townsend, Glenn	0

COACH / ENTRAINEUR: KIYOHARA JPN
HOAD AUS
REFEREES / ARBITRES: KLARIC YUG
VAN DORP HOL

Water-Polo / Initial Round Group C Match 14 / Aug. 03

FRG 10-ITA 4

NAME	GOALS BUTS	NAME	GOALS BUTS
ITA		FRG	
Gandolfi, Roberto	0	Rohle, Peter	0
Misaggi, Alfio	0	Loebb, Thomas	4
Pisano, Andrea	0	Otto, Frank	2
Stearo, Antonello	0	Hoppe, Rainer	0
Fiorillo, Mario	1	Fernandez, Armando	1
De Magistris, Gianni	0	Huber, Thomas	0
Galli, Marco	1	Schroder, Jurgen	0
D'Altrui, Marco	1	Osselmann, Rainer	0
Baldinetti, Marco	0	Stamm, Hagen	2
D'Angelo, Vincenzo	1	Freund, Roland	1
Collina, Romeo	0	Theismann, Dirk	0
Postiglione, Stefano	0	Chalmovsky, Santiago	0
Panerai, Umberto	0	Obschernikat, Werner	0

COACH / ENTRAINEUR: FIROIU FRG
DENNERLEIN ITA
REFEREES / ARBITRES: VUSZEK HUN
KLISOVIC YUG

Water-Polo / Initial Round Group A Match 15 / Aug. 03

CHN 6-CAN 5

NAME	GOALS BUTS	NAME	GOALS BUTS
CAN		CHN	
Zayonc, Rick	0	Deng, Jun	0
Juhasz, Alexander	0	Wang, Xiaotian	2
Gross, George	2	Song, Weigang	0
Huet, Sylvain	0	Li, Jianming	1
Anderson, John	0	Huang, Ying	0
Pottier, Paul	1	Cai, Tianxiong	0
De-Schamps, Simon	1	Qu, Baowei	1
Collyer, Brian	0	Zhao, Bilong	1
Meyer, Bill	0	Chen, Zhixiong	0
Bol, Rene	1	Cai, Shengliu	1
Vantol, Gordon	0	Pan, Shenghua	0
Brown, Geoff	0	Huang, Long	0
Dion, Dominique	0	Guan, Shishi	0

COACH / ENTRAINEUR: PENG CHN
CSEPREGI CAN
REFEREES / ARBITRES: BLAN FRG
PAPAZIAN FRA

Water-Polo / Initial Round Group A Match 16 / Aug. 03

YUG 9-HOL 5

NAME	GOALS BUTS	NAME	GOALS BUTS
HOL		YUG	
Misdorp, Ruud	0	Krivokapic, Milorad	0
Landeweerd, Nico	1	Lusic, Deni	0
Noordegraaf, Eric	1	Petrovic, Zoran	0
Van Es, Ed	0	Vuletic, Bozo	2
Buunk, Tony	0	Djuho, Veselin	0
Nieuwenhuizen, Dick	0	Roje, Zoran	2
Van Belkum, Stan	1	Bebic, Milivoj	2
Van Mil, Aad	0	Bukic, Perica	0
Aantjes, Johan	0	Sukno, Goran	0
Heiden, Anton	0	Paskvalin, Tomislav	2
Pielstroom, Remco	2	Milanovic, Igor	0
Van Noort, Roald	0	Andric, Dragan	1
De Bie, Woulie	0	Popovic, Andrija	0

COACH / ENTRAINEUR: POCSIK HOL
RUDIC YUG
REFEREES / ARBITRES: FRADY USA
MARTINEZ CUB

**Water-Polo / Initial Round
Group B Match 17 / Aug. 03****Water-polo / premier tour
Groupe b match 17 / 03 Aout**

GRE 9-BRA 9

NAME	GOALS BUTS	NAME	GOALS BUTS
GRE		BRA	
Vossos, Ioannis	0	Borelli, Roberto	0
Capralos, Spyros	0	Chaves, Orlando	0
Stathakis, Sotirios	1	Abreu, Paulo	2
Gounas, Andreas	0	Carvalho, Carlos	0
Giannopoulos, Kiriakos	1	Manfredi, Silvio	0
Kefalogiannis, Aristidis	0	Santos, Solon	0
Papanastasiou, Anastasios	0	Tonieto, Ricardo	0
Seletopoulos, Dimitrios	4	Borges, Eric Tebbe	2
Aronis, Antonios	2	Souto, Mario	5
Sitarenios, Markellos	0	Lotufo, Mario Sergio	0
Mavrotas, George	0	Carsalade, Fernando	0
Moudatsios, Xenofon	1	Silva, Helio	0
Giannopoulos, Stavros	0	Campos, Andre	0

COACH / ENTRAINEUR: ZOGRAPHOS GRE
CARVALHO BRA
REFEREES / ARBITRES: FUCHS BEL
HANTAL TUR

**Water-Polo / Initial Round
Group B Match 16 / Aug. 03****Water-polo / premier tour
Groupe b match 18 / 03 Aout**

USA 10-ESP 8

NAME	GOALS BUTS	NAME	GOALS BUTS
USA		ESP	
Wilson, Craig	0	Ribera, Leandro	0
Robertson, Kevin	3	Morillo, Jose	1
Figueroa, Gary	0	Fernandez, Felix	0
Campbell, Peter	1	Canal, Alberto	1
Burke, Douglas	2	Estiarte, Manuel	4
Vargas, Joseph	0	Robert, Pedro	1
Svendsen, Jon	0	Aguilar, Rafael	0
Siman, John	0	Signes, Jorge	0
MC Donald, Andrew	1	Aguilar, Antonio	1
Schroeder, Terry	0	Carmona, Jorge	0
Campbell, Jody	2	Sans, Jorge	0
Shaw, Timothy	1	Neira, Jorge	0
Dorst, Christopher	0	Moya, Mariano	0

COACH / ENTRAINEUR: NITZKOWSKI USA
PUJOL ESP
REFEREES / ARBITRES: DE STEFANO ITA
PIZZORNO ITA

**Water-Polo / Final Round
Group D Match 19 / Aug. 06****Water-polo / tour final
Groupe d match 19 / 06 Aout**

YUG 9-AUS 6

NAME	GOALS BUTS	NAME	GOALS BUTS
YUG		AUS	
Krivokapic, Milorad	0	Townsend, Glenn	0
Lusic, Deni	0	Pengellej, Richard	0
Petrovic, Zoran	0	Bryant, Robert	0
Vuletic, Bozo	1	Montgomery, Peter	0
Djuho, Veselin	1	Sherwell, Russell	0
Roje, Zoran	0	Kerr, Andrew	2
Bebic, Milivoj	2	Mayers, Raymond	1
Bukic, Perica	0	Turner, Charles	1
Sukno, Goran	1	Callaghan, Martin	0
Paskvalin, Tomislav	0	Wybrow, Christopher	2
Milanovic, Igor	2	Basser, Russell	0
Andric, Dragan	2	Muspratt, Julian	0
Popovic, Andrija	0	Turner, Michael	0

COACH / ENTRAINEUR: RUDIC YUG
HOAD AUS
REFEREES / ARBITRES: DE STEFANO ITA
PANAGAKOS GRE

**Water-Polo / Final Round
Group E Match 20 / Aug. 06****Water-polo / tour final
Groupe e match 20 / 06 Aout**

CHN 10-JPN 4

NAME	GOALS BUTS	NAME	GOALS BUTS
CHN		JPN	
Deng, Jun	0	Fujita, Etsuji	0
Wang, Xiaotian	4	Saito, Yoshifumi	0
Song, Weigang	0	Fujimori, Koshi	1
Li, Jianming	2	Kai, Shingo	0
Huang, Ying	1	Taima, Narihito	1
Cai, Tianxiong	0	Houki, Daisuke	1
Qu, Baowei	1	Fukumoto, Toshio	0
Zhao, Bilong	1	Miyahara, Toshiyuki	0
Chen, Zhixiong	0	Nagata, Hisayoshi	0
Cai, Shengliu	0	Wakayoshi, Koji	1
Pan, Shenghua	0	Saito, Hisaharu	0
Huang, Long	1	Yamasaki, Shinji	0
Guan, Shishi	0	Oura, Asami	0

COACH / ENTRAINEUR: PENG CHN
KIYOHARA JPN
REFEREES / ARBITRES: DONNICI ESP
SCHEURMANN FRG

**Water-Polo / Final Round
Group D Match 21 / Aug. 06****Water-polo / tour final
Groupe d match 21 / 06 Aout**

USA 8-HOL 7

NAME	GOALS BUTS	NAME	GOALS BUTS
USA		HOL	
Wilson, Craig	0	Misdorp, Ruud	0
Robertson, Kevin	0	Landeweerd, Nico	0
Figueroa, Gary	1	Noordegraaf, Eric	1
Campbell, Peter	0	Van Es, Ed	0
Burke, Douglas	0	Buunk, Tony	5
Vargas, Joseph	0	Nieuwenhuizen, Dick	0
Svendsen, Jon	0	Van Belkum, Stan	0
Siman, John	1	Van Mil, Aad	0
Mc Donald, Andrew	2	Aantjes, Johan	0
Schroeder, Terry	3	Heiden, Anton	1
Campbell, Jody	1	Pielstroom, Remco	0
Shaw, Timothy	0	Van Noort, Roald	0
Dorst, Christopher	0	De Bie, Woulie	0

COACH / ENTRAINEUR: NITZKOWSKI USA
POCSIK HOL
REFEREES / ARBITRES: HANTAL TUR
TSANTAS GRE

**Water-Polo / Final Round
Group E Match 22 / Aug. 06****Water-polo / tour final
Groupe e match 22 / 06 Aout**

GRE 11-CAN 8

NAME	GOALS BUTS	NAME	GOALS BUTS
CAN		GRE	
Zayonc, Rick	0	Vossos, Ioannis	0
Juhasz, Alexander	0	Capralos, Spyros	0
Gross, George	1	Stathakis, Sotirios	3
Huet, Sylvain	1	Gounas, Andreas	1
Anderson, John	2	Giannopoulos, Kiriakos	2
Pottier, Paul	0	Kefalogiannis, Aristidis	0
De-Schamps, Simon	1	Papanastasiou, Anastasios	0
Collyer, Brian	0	Seletopoulos, Dimitrios	1
Meyer, Bill	1	Aronis, Antonios	3
Bol, Rene	0	Sitarenios, Markellos	1
Vantol, Gordon	2	Mavrotas, George	0
Brown, Geoff	0	Moudatsios, Xenofon	0
Dion, Dominique	0	Giannopoulos, Stavros	0

COACH / ENTRAINEUR: CSEPREGI CAN
ZOGRAPHOS GRE
REFEREES / ARBITRES: ASENSIO ESP
WHITEHOUSE AUS

**Water-Polo / Final Round
Group E Match 23 / Aug. 06****Water-polo / tour final
Groupe e match 23 / 06 Aout**

ITA 13-BRA 4

NAME	GOALS BUTS	NAME	GOALS BUTS
ITA		BRA	
Gandolfi, Roberto	0	Borelli, Roberto	0
Misaggi, Alfio	1	Chaves, Orlando	0
Pisano, Andrea	1	Abreu, Paulo	1
Steardo, Antonello	1	Carvalho, Carlos	0
Fiorillo, Mario	3	Manfredi, Silvio	0
De Magistris, Gianni	1	Santos, Solon	1
Galli, Marco	2	Tonieto, Ricardo	0
D'Altrui, Marco	0	Borges, Eric Tebbe	2
Baldinetti, Marco	1	Souto, Mario	0
D'Angelo, Vincenzo	3	Lotufo, Mario Sergio	0
Collina, Romeo	0	Carsalade, Fernando	0
Postiglione, Stefano	0	Silva, Helio	0
Panerai, Umberto	0	Campos, Andre	0

COACH / ENTRAINEUR: CARVALHO BRA
DENNERLEIN ITA
REFEREES / ARBITRES: MARTINEZ CUB
VILLAFRANCO MEX

**Water-Polo / Final Round
Group D Match 24 / Aug. 06****Water-polo / tour final
Groupe d match 24 / 06 Aout**

ESP 8-FRG 8

NAME	GOALS BUTS	NAME	GOALS BUTS
ESP		FRG	
Ribera, Leandro	0	Rohle, Peter	0
Morillo, Jose	0	Loebb, Thomas	0
Fernandez, Felix	0	Otto, Frank	3
Canal, Alberto	3	Hoppe, Rainer	0
Estiarte, Manuel	4	Fernandez, Armando	1
Robert, Pedro	0	Huber, Thomas	0
Aguilar, Rafael	0	Schroder, Jurgen	0
Signes, Jorge	0	Osselmann, Rainer	0
Aguilar, Antonio	1	Stamm, Hagen	2
Carmona, Jorge	0	Freund, Roland	0
Sans, Jorge	0	Theismann, Dirk	0
Neira, Jorge	0	Chalmovsky, Santiago	0
Moya, Mariano	0	Obschernikat, Werner	2

COACH / ENTRAINEUR: PUJOL ESP
FIROIU FRG
REFEREES / ARBITRES: PAPAIZIAN FRA
GUNELL CAN

Swimming

Water-Polo / Final Round Group D Match 25 / Aug. 07

USA 12-AUS 7

NAME	GOALS BUTS	NAME	GOALS BUTS
AUS			
Turner, Michael	0	Wilson, Craig	0
Pengelley, Richard	0	Robertson, Kevin	3
Bryant, Robert	0	Figueroa, Gary	1
Montgomery, Peter	0	Campbell, Peter	2
Sherwell, Russell	0	Burke, Douglas	0
Kerr, Andrew	1	Vargas, Joseph	0
Mayers, Raymond	0	Svendsen, Jon	0
Turner, Charles	3	Siman, John	0
Callaghan, Martin	0	Mc Donald, Andrew	0
Wybrow, Christopher	3	Schroeder, Terry	3
Basser, Russell	0	Campbell, Jody	3
Muspratt, Julian	0	Shaw, Timothy	0
Townsend, Glenn	0	Dorst, Christopher	0
COACH / ENTRAINEUR: HOAD AUS NITZKOWSKI USA REFEREES / ARBITRES: TSANTAS GRE PAPAZIAN FRA			

Water-Polo / Final Round Group E Match 26 / Aug. 07

GRE 14-JPN 7

NAME	GOALS BUTS	NAME	GOALS BUTS
JPN			
Fujita, Etsuji	0	Vossos, Ioannis	0
Saito, Yoshifumi	0	Capralos, Spyros	1
Fujimori, Koshi	0	Stathakis, Sotirios	1
Kai, Shingo	0	Gounas, Andreas	1
Taima, Narihito	4	Giannopoulos, Kiriakos	2
Houki, Daisuke	2	Kefalogiannis, Aristidis	3
Fukumoto, Toshio	1	Papanastasiou, Anastasios	1
Miyahara, Toshiyuki	0	Seletopoulos, Dimitrios	1
Nagata, Hisayoshi	0	Aronis, Antonios	2
Wakayoshi, Koji	0	Sitarenios, Markellos	2
Saito, Hisaharu	0	Mavrotas, George	0
Yamasaki, Shinji	0	Moudatsios, Xenofon	0
Oura, Asami	0	Giannopoulos, Stavros	0
COACH / ENTRAINEUR: KIYOHARA JPN ZOGRAPHOS GRE REFEREES / ARBITRES: VAN DORP HOL BOOKELMAN HOL			

Water-Polo / Final Round Group D Match 27 / Aug. 07

YUG 10-FRG 9

NAME	GOALS BUTS	NAME	GOALS BUTS
YUG			
Krivokapic, Milorad	0	Rohle, Peter	0
Lusic, Deni	1	Loebb, Thomas	3
Petrovic, Zoran	0	Otto, Frank	1
Vuletic, Bozo	0	Hoppe, Rainer	0
Djuho, Veselin	2	Fernandez, Armando	2
Roje, Zoran	1	Huber, Thomas	0
Bebic, Milivoj	2	Schroder, Jurgen	0
Bukic, Perica	0	Osselmann, Rainer	1
Sukno, Goran	1	Stamm, Hagen	0
Paskvalin, Tomislav	2	Freund, Roland	0
Milanovic, Igor	0	Theismann, Dirk	1
Andric, Dragan	1	Chalmovsky, Santiago	0
Popovic, Andrija	0	Obschernikat, Werner	1
COACH / ENTRAINEUR: RUDIC YUG FIROIU FRG REFEREES / ARBITRES: VUSZEK HUN PIZZORNO ITA			

Water-Polo / Final Round Group E Match 28 / Aug. 07

ITA 11-CHN 8

NAME	GOALS BUTS	NAME	GOALS BUTS
CHN			
Deng, Jun	0	Gandolfi, Roberto	0
Wang, Xiaotian	1	Misaggi, Alfio	1
Bong, Weigang	0	Pisano, Andrea	1
Li, Jianming	0	Steardo, Antonello	1
Huang, Ying	2	Fiorillo, Mario	1
Cai, Tianxiong	1	De Magistris, Gianni	3
Qu, Baowei	0	Galli, Marco	1
Zhao, Bilong	2	D'Altrui, Marco	0
Chen, Zhixiong	0	Baldinetti, Marco	2
Cai, Shengliu	0	D'Angelo, Vincenzo	1
Pan, Shenghua	0	Collina, Romeo	0
Huang, Long	2	Postiglione, Stefano	0
Guan, Shishi	0	Panerai, Umberto	0
COACH / ENTRAINEUR: PENG CHN DENNERLEIN ITA REFEREES / ARBITRES: FRADY USA KLARIC YUG			

Water-Polo / Final Round Group E Match 29 / Aug. 07

CAN 10-BRA 10

NAME	GOALS BUTS	NAME	GOALS BUTS
CAN			
Zayonc, Rick	0	Borelli, Roberto	0
Juhasz, Alexander	1	Chaves, Orlando	0
Gross, George	1	Abreu, Paulo	0
Huet, Sylvain	0	Carvalho, Carlos	0
Anderson, John	2	Manfredi, Silvio	1
Pottier, Paul	0	Santos, Solon	1
De-Schamps, Simon	4	Toniato, Ricardo	0
Collyer, Brian	0	Borges, Eric Tebbe	4
Meyer, Bill	1	Souto, Mario	3
Bol, Rene	0	Lotufo, Mario Sergio	1
Vantol, Gordon	1	Carsalade, Fernando	0
Brown, Geoff	0	Silva, Helio	0
Dion, Dominique	0	Campos, Andre	0
COACH / ENTRAINEUR: CSEPREGI CAN CARVALHO BRA REFEREES / ARBITRES: BLAN FRG HERMSTAD USA			

Water-Polo / Final Round Group D Match 30 / Aug. 07

ESP 8-HOL 4

NAME	GOALS BUTS	NAME	GOALS BUTS
ESP			
Ribera, Leandro	0	Misdorp, Ruud	0
Morillo, Jose	0	Landeweerd, Nico	1
Fernandez, Felix	0	Noordegraaf, Eric	0
Canal, Alberto	0	Van Es, Ed	1
Estiarte, Manuel	4	Buunk, Tony	1
Robert, Pedro	0	Nieuwenhuizen, Dick	0
Aguilar, Rafael	0	Van Belkum, Stan	1
Signes, Jorge	0	Van Mil, Aad	0
Aguilar, Antonio	2	Aantjes, Johan	0
Carmona, Jorge	2	Heiden, Anton	0
Bans, Jorge	0	Pielstroom, Remco	0
Neira, Jorge	0	Van Noort, Roald	0
Moya, Mariano	0	De Bie, Woulie	0
COACH / ENTRAINEUR: POCSIK HOL PUJOL ESP REFEREES / ARBITRES: FUCHS BEL PANAGAKOS GRE			

Water-Polo / Final Round Group D Match 31 / Aug. 09

USA 8-FRG 7

NAME	GOALS BUTS	NAME	GOALS BUTS
USA			
Wilson, Craig	0	Rohle, Peter	0
Robertson, Kevin	0	Loebb, Thomas	3
Figueroa, Gary	1	Otto, Frank	3
Campbell, Peter	1	Hoppe, Rainer	0
Burke, Douglas	1	Fernandez, Armando	0
Vargas, Joseph	0	Huber, Thomas	0
Svendsen, Jon	0	Schroder, Jurgen	0
Siman, John	1	Osselmann, Rainer	0
MC Donald, Andrew	1	Stamm, Hagen	1
Schroeder, Terry	2	Freund, Roland	0
Campbell, Jody	1	Theismann, Dirk	0
Shaw, Timothy	0	Chalmovsky, Santiago	0
Dorst, Christopher	0	Obschernikat, Werner	0
COACH / ENTRAINEUR: NITZKOWSKI USA FIROIU FRG REFEREES / ARBITRES: MARTINEZ CUB DE STEFANO ITA			

Water-Polo / Final Round Group E Match 32 / Aug. 09

CHN 11-BRA 9

NAME	GOALS BUTS	NAME	GOALS BUTS
CHN			
Deng, Jun	0	Borelli, Roberto	0
Wang, Xiaotian	3	Chaves, Orlando	0
Bong, Weigang	0	Abreu, Paulo	3
Li, Jianming	2	Carvalho, Carlos	1
Huang, Ying	2	Manfredi, Silvio	0
Cai, Tianxiong	0	Santos, Solon	0
Qu, Baowei	1	Toniato, Ricardo	0
Zhao, Bilong	0	Borges, Eric Tebbe	3
Chen, Zhixiong	0	Souto, Mario	1
Cai, Shengliu	1	Lotufo, Mario Sergio	1
Pan, Shenghua	1	Carsalade, Fernando	0
Huang, Long	1	Silva, Helio	0
Guan, Shishi	0	Campos, Andre	0
COACH / ENTRAINEUR: PENG CHN CARVALHO BRA REFEREES / ARBITRES: KLISOVIC YUG WHITEHOUSE AUS			

**Water-Polo/ Final Round
Group D Match 33/Aug. 09****Water-polo/tour final
Groupe d match 33/09 Aout**

AUS 8-HOL 7

NAME	GOALS BUTS	NAME	GOALS BUTS
AUS		HOL	
Turner, Michael	0	Misdorp, Ruud	0
Pengellej, Richard	0	Landeweerd, Nico	0
Bryant, Robert	1	Noordegraaf, Eric	2
Montgomery, Peter	0	Van Es, Ed	1
Sherwell, Russell	0	Buunk, Tony	2
Kerr, Andrew	1	Nieuwenhuizen, Dick	0
Mayers, Raymond	1	Van Belkum, Stan	2
Turner, Charles	3	Van Mil, Aad	0
Callaghan, Martin	0	Aantjes, Johan	0
Wybrow, Christopher	2	Heiden, Anton	0
Basser, Russell	0	Pielstroom, Remco	0
Muspratt, Julian	0	Van Noort, Roald	0
Townsend, Glenn	0	De Bie, Woulie	0

COACH/ENTRAINEUR: HOAD AUS
POCSIK HOL
REFEREES/ARBITRES: GUNELL CAN
PIZZORNO ITA

**Water-Polo/Find Round
Group D Match 37/Aug. 10****Water-polo/tour final
Groupe d match 37/10 Aout**

FRG 15-HOL 2

NAME	GOALS BUTS	NAME	GOALS BUTS
FRG		HOL	
Rohle, Peter	0	De Bie, Woulie	0
Loebb, Thomas	0	Landeweerd, Nico	1
Otto, Frank	2	Noordegraaf, Eric	0
Hoppe, Rainer	1	Van Es, Ed	1
Fernandez, Armando	1	Buunk, Tony	0
Huber, Thomas	0	Nieuwenhuizen, Dick	0
Schroder, Jurgen	1	Van Belkum, Stan	0
Osselmann, Rainer	3	Van Mil, Aad	0
Stamm, Hagen	5	Aantjes, Johan	0
Freund, Roland	1	Heiden, Anton	0
Theismann, Dirk	0	Pielstroom, Remco	0
Chalmovsky, Santiago	0	Van Noort, Roald	0
Obschermikat, Werner	1	Misdorp, Ruud	0

COACH/ENTRAINEUR: FIROIU FRG
POCSIK HOL
REFEREES/ARBITRES: FUCHS BEL
PAPIZIAN FRA

**Water-Polo/Final Round
Group E Match 34/Aug. 09****Water-polo/tour final
Groupe e match 34/09 Aout**

CAN 8-JPN 5

NAME	GOALS BUTS	NAME	GOALS BUTS
JPN		CAN	
Fujita, Etsuji	0	Zayonc, Rick	0
Saito, Yoshifumi	0	Juhasz, Alexander	1
Fujimori, Koshi	0	Gross, George	0
Kai, Shingo	0	Huet, Sylvain	2
Taima, Narihito	2	Anderson, John	1
Houki, Daisuke	1	Pottier, Paul	0
Fukumoto, Toshio	1	De-Schamps, Simon	1
Miyahara, Toshiyuki	0	Collyer, Brian	0
Nagata, Hisayoshi	1	Meyer, Bill	1
Wakayoshi, Koji	0	Bol, Rene	2
Saito, Hisaharu	0	Vantol, Gordon	0
Yamasaki, Shinji	0	Brown, Geoff	0
Oura, Asami	0	Dion, Dominique	0

COACH/ENTRAINEUR: KIYOHARA JPN
CSEPREGI CAN
REFEREES/ARBITRES: DONNICI ESP
VILLAFRANCO MEX

**Water-Polo/Final Round
Group E Match 36/Aug. 10****Water-polo/tour final
Groupe e match 36/10 Aout**

JPN 9-BRA 8

NAME	GOALS BUTS	NAME	GOALS BUTS
JPN		BRA	
Fujita, Etsuji	0	Borelli, Roberto	0
Saito, Yoshifumi	1	Chaves, Orlando	0
Fujimori, Koshi	0	Abreu, Paulo	1
Kai, Shingo	0	Carvalho, Carlos	0
Taima, Narihito	2	Manfredi, Silvio	1
Houki, Daisuke	2	Santos, Solon	2
Fukumoto, Toshio	2	Tonieto, Ricardo	0
Miyahara, Toshiyuki	1	Borges, Eric Tebbe	1
Nagata, Hisayoshi	0	Souto, Mario	3
Wakayoshi, Koji	0	Lotufo, Mario Sergio	0
Saito, Hisaharu	1	Carsalade, Fernando	0
Yamasaki, Shinji	0	Silva, Helio	0
Oura, Asami	0	Campos, Andre	0

COACH/ENTRAINEUR: KIYOHARA JPN
CARVALHO BRA
REFEREES/ARBITRES: BLAN FRG
HE LIANDE CHN

**Water-Polo/Final Round
Group E Match 35/Aug.09****Water-polo/tourfinal
Groupe e match 35/09 Aout**

GRE 8-ITA 8

NAME	GOALS BUTS	NAME	GOALS BUTS
GRE		ITA	
Vossos, Ioannis	0	Gandolfi, Roberto	0
Capralos, Spyros	0	Misaggi, Alfio	0
Stathakis, Sotirios	3	Pisano, Andrea	0
Gounas, Andreas	2	Steardo, Antonello	1
Giannopoulos, Kiriakos	1	Fiorillo, Mario	5
Kefalogiannis, Aristidis	0	De Magistris, Gianni	1
Papanastasiou, Anastasios	0	Galli, Marco	0
Seletopoulos, Dimitrios	1	D' Altrui, Marco	1
Aronis, Antonios	1	Baldinetti, Marco	0
Sitarinos, Markellos	0	D	0
Mavrotas, George	0	Collina, Romeo	0
Moudatsios, Xenofon	0	Postiglione, Stefano	0
Giannopoulos, Stavros	0	Panerai, Umberto	0

COACH/ENTRAINEUR: DENNERLEIN ITA
ZOGRAPHOS GRE
REFEREES/ARBITRES: ASECIO ESP
SCHEUERMANN FRG

**Water-Polo/ Final Round
Group D Match 39/Aug. 10****Water-polo/tour final
Groupe d match 39/10 Aout**

AUS 10-ESP 10

NAME	GOALS BUTS	NAME	GOALS BUTS
AUS		ESP	
Turner, Michael	0	Ribera, Leandro	0
Pengellej, Richard	1	Morillo, Jose	0
Bryant, Robert	0	Fernandez, Felix	0
Montgomery, Peter	0	Canal, Alberto	0
Sherwell, Russell	0	Estiarte, Manuel	5
Kerr, Andrew	1	Robert, Pedro	0
Mayers, Raymond	0	Aguilar, Rafael	2
Turner, Charles	5	Signes, Jorge	0
Callaghan, Martin	1	Aguilar, Antonio	2
Wybrow, Christopher	1	Carmona, Jorge	1
Basser, Russell	1	Bans, Jorge	0
Muspratt, Julian	0	Neira, Jorge	0
Townsend, Glenn	0	Moya, Mariano	0

COACH/ENTRAINEUR: HOAD AUS
PUJOL ESP
REFEREES/ARBITRES: VUSZEK HUN
PIZZORNO ITA

**Water-Polo/Final Round
Group D Match 36/Aug. 09****Water-polo/tour final
Groupe d match 36/09 Aout**

YUG 14-ESP 8

NAME	GOALS BUTS	NAME	GOALS BUTS
ESP		YUG	
Ribera, Leandro	0	Krivokapic, Milorad	0
Morillo, Jose	0	Lusic, Deni	2
Fernandez, Felix	0	Petrovic, Zoran	0
Canal, Alberto	2	Vuletic, Bozo	0
Estiarte, Manuel	2	Djuho, Veselin	1
Robert, Pedro	0	Roje, Zoran	2
Aguilar, Rafael	0	Bebic, Milivoj	4
Signes, Jorge	0	Bukic, Perica	0
Aguilar, Antonio	0	Sukno, Goran	1
Carmona, Jorge	2	Paskvalin, Tomislav	2
Bans, Jorge	0	Milanovic, Igor	1
Neira, Jorge	2	Andric, Dragan	1
Moya, Mariano	0	Popovic, Andrija	0

COACH/ENTRAINEUR: RUDIC YUG
PUJOL ESP
REFEREES/ARBITRES: HANTAL TUR
TSANTAS GRE

**Water-Polo/ Final Round
Group E Match 40/Aug. 10****Water-polo/tour final
Groupe e match 40/10 Aout**

ITA 16-CAN 9

NAME	GOALS BUTS	NAME	GOALS BUTS
ITA		CAN	
Gandolfi, Roberto	0	Zayonc, Rick	0
Misaggi, Alfio	1	Juhasz, Alexander	1
Pisano, Andrea	0	Gross, George	3
Steardo, Antonello	1	Huet, Sylvain	2
Fiorillo, Mario	5	Anderson, John	0
De Magistris, Gianni	4	Pottier, Paul	0
Galli, Marco	2	De-Schamps, Simon	0
D' Altrui, Marco	1	Collyer, Brian	0
Baldinetti, Marco	1	Meyer, Bill	1
D'Angelo, Vincenzo	1	Bol, Rene	1
Collina, Romeo	0	Vantol, Gordon	1
Postiglione, Stefano	0	Brown, Geoff	0
Panerai, Umberto	0	Dion, Dominique	0

COACH/ENTRAINEUR: DENNERLEIN ITA
CSEPREGI CAN
REFEREES/ARBITRES: KLISOVIC YUG
RHEINFRANCK BRA

Swimming

Water-Polo/ Final Round Group E Match 41/Aug.10

GRE 10-CHN 9

NAME	GOALS BUTS	NAME	GOALS BUTS
CHN		GRE	
Deng, Jun	0	Vossos, Ioannis	0
Wang, Xiaotian	2	Capralos, Spyros	0
Song, Weigang	1	Stathakis, Sotirios	2
Li, Jianming	0	Gounas, Andreas	1
Huang, Ying	0	Giannopoulos, Kiriakos	0
Cai, Tianxiong	0	Kefalogiannis, Aristidis	1
Qu, Baowei	1	Papanastasiou, Anastasios	0
Zhao, Bilong	0	Seletopoulos, Dimitrios	3
Chen, Zhixiong	0	Aronis, Antonios	3
Cai, Shengliu	2	Sitarenios, Markellos	0
Pan, Shenghua	0	Mavrotas, George	0
Huang, Long	3	Moudatsios, Xenofon	0
Guan, Shishi	0	Giannopoulos, Stavros	0

COACH/ENTRAINEUR: ZOGRAPHOS GRE
PENG CHN
REFEREES/ARBITRES: FRADY USA
KLARIC YUG

Water-Polo/Final Round Group D Match 42/Aug. 10

USA 5-YUG 5

NAME	GOALS BUTS	NAME	GOALS BUTS
USA		YUG	
Wilson, Craig	0	Krivokapic, Milorad	0
Robertson, Kevin	2	Lusic, Deni	1
Figueroa, Gary	0	Petrovic, Zoran	0
Campbell, Peter	0	Vuletic, Bozo	0
Burke, Douglas	0	Djuho, Veselin	0
Vargas, Joseph	2	Roje, Zoran	0
Svendsen, Jon	0	Bebic, Milivoj	1
Siman, John	0	Bukic, Perica	0
Mc Donald, Andrew	0	Sukno, Goran	1
Schroeder, Terry	1	Paskvalin, Tomislav	1
Campbell, Jody	0	Milanovic, Igor	1
Shaw, Timothy	0	Andric, Dragan	0
Dorst, Christopher	0	Popovic, Andrija	0

COACH/ENTRAINEUR: RUDIC YUG
NITZKOWSKI USA
REFEREES/ARBITRES: ASENSIO ESP
MARTINEZ CUB

Water-Polo/Final Round Group D Progress-Match 42/Aug. 10

Water-polo/tour final Groupe d match 42/10 Aout

TIME TEMPS	EVENT EVENEMENT	RESULT RESULTAT	CAP NO BONNET	CTRY	ATH NAME NO.
FIRST PERIOD/PREMIERE PERIODE					
				USA-YUG:	
06:29	GOAL/BUT	1- 0	2	USA	479 Robertson, Kevin
05:29	EJECTION FOUL/EXCLUSION	45 SEC	3	YUG	509 Petrovic, Zoran
02:24	GOAL/BUT	1- 1	10	YUG	506 Paskvalin, Tomislav
SECOND PERIOD/DEUXIEME PERIODE					
04:51	OFFENSIVE FOUL/FAUTE OFFENSIVE		6	USA	487 Vargas, Joseph
04:24	GOAL/BUT	1- 2	11	YUG	505 Milanovic, Igor
03:58	GOAL/BUT	2- 2	10	USA	482 Schroeder, Terry
03:15	EJECTION FOUL/EXCLUSION	45 SEC	7	YUG	500 Bebic, Milivoj
02:56	GOAL/BUT	3- 2	2	USA	479 Robertson, Kevin
01:34	4M PENALTY/PUNITION		2	YUG	504 Lusic, Deni
00:07	EJECTION FOUL/EXCLUSION	45 SEC	10	YUG	506 Paskvalin, Tomislav
THIRD PERIOD/TROISIEME PERIODE					
06:31	GOAL/BUT	4- 2	6	USA	487 Vargas, Joseph
03:15	GOAL/BUT	5- 2	6	USA	487 Vargas, Joseph
02:10	GOAL/BUT	5- 3	9	YUG	512 Sukno, Goran
00:16	EJECTION FOUL/EXCLUSION	45 SEC	9	USA	473 McDonald, Andrew
FOURTH PERIOD/QUATRIEME					
04:01	GOAL/BUT	5- 4	2	YUG	504 Lusic, Deni
03:03	GOAL/BUT	5- 5	7	YUG	500 Bebic, Milivoj
00:31	OFFENSIVE FOUL/FAUTE OFFENSIVE		6	USA	487 Vargas, Joseph

YUG 5 - USA 5

Natation

Water-Polo/Initial Round Group A - Team Standing/ Aug. 03

Water-polo/premier tour Groupe a-classement des equipes/03 Aout

	COUNTRY PAYS	POINTS	GOAL DIFF.	DIFF.	PLAYED JOUES	MOST GAGNES	TIED PERDUS	GOALS/BUTS		
								FOR	AGAINST	NULS
1	YUG	06	+18	03	03	00	00	34	16	
2	HOL	04	-1	03	02	01	00	25	26	
3	CHN	02	-6	03	01	02	00	21	27	
4	CAN	00	-11	03	00	03	00	18	29	

ROUND PROGRESS/DEROULEMENT DE LA RONDE

	CAN	YUG	CHN	HOL
CAN	X	4-13	5- 6	9-10
YUG	13- 4	X	12- 7	9- 5
CHN	6- 5	7-12	X	8-10
HOL	10- 9	5- 9	10- 8	X

Water-Polo/Initial Round Group B - Team Standing/ Aug. 03

Water-polo/premier tour Groupe b-classement des equipes/03 Aout

	COUNTRY PAYS	POINTS	GOAL DIFF.	DIFF.	PLAYED JOUES	MOST GAGNES	TIED PERDUS	GOALS/BUTS		
								FOR	AGAINST	NULS
1	USA	06	15	03	03	00	00	32	17	
2	ESP	04	8	03	02	01	00	39	31	
3	GRE	01	-10	03	00	02	01	23	33	
4	BRA	01	-13	03	00	02	01	25	38	

ROUND PROGRESS/DEROULEMENT DE LA RONDE

	BRA	ESP	GRE	USA
BRA	X	12-19	9- 9	4-10
ESP	19-12	X	12- 9	8-10
GRE	9- 9	9-12	X	5-12
USA	10- 4	10- 8	12- 5	X

Water-Polo/Initial Round Group C - Team Standing/ Aug. 03

Water-polo/premier tour Groupe c-classement des equipes /03 Aout

	COUNTRY PAYS	POINTS	GOAL DIFF.	DIFF.	PLAYED JOUES	MOST GAGNES	TIED PERDUS	GOALS/BUTS		
								FOR	AGAINST	NULS
1	FRG	06	+17	03	03	00	00	35	18	
2	AUS	03	+07	03	01	01	01	27	20	
3	ITA	03	+04	03	01	01	01	27	23	
4	JPN	00	-28	03	00	03	00	15	43	

ROUND PROGRESS/DEROULEMENT DE LA RONDE

	JPN	ITA	AUS	FRG
JPN	X	5-15	2-13	8-15
ITA	15-5	X	8-8	4-10
AUS	13-2	8-8	X	6-10
FRG	15-8	10-4	10-6	X

Water-Polo/Final Round Group D - Team Standing/Aug. 10

Water-polo/tour final Groupe d-classement des equipes/10 Aout

	COUNTRY PAYS	POINTS	GOAL DIFF.	DIFF.	PLAYED JOUES	MOST GAGNES	TIED PERDUS	GOALS/BUTS		
								FOR	AGAINST	NULS
1	YUG	9	14	5	4	0	1	47	33	
2	USA	9	9	5	4	0	1	43	34	
3	FRG	5	15	5	2	2	1	49	34	
4	ESP	4	-4	5	1	2	2	42	46	
5	AUS	3	-11	5	1	3	1	37	48	
6	HOL	0	-23	5	0	5	0	25	48	

ROUND PROGRESS/DEROULEMENT DE LA RONDE

	USA	ESP	YUG	HOL	AUS	FRG
USA	X	10-8	5-5	8-7	12-7	8-7
ESP	8-10	X	8-14	8-4	10-10	8-8
YUG	5-5	14-8	X	9-5	9-6	10-9
HOL	7-8	4-8	5-9	X	7-8	2-15
AUS	7-12	10-10	6-9	8-7	X	6-10
FRG	7-8	8-8	9-10	15-2	10-6	X



Water-Polo/Final Round
Group E-Team Standing/Aug. 10

Water-Polo/tour final
Groupe e - classement des equipes/10 Aout

COUNTRY PAYS	POINTS DIFF.	GOAL DIFF.	DIFF. BUTS	PLAYED JOUES	MOST GAGNES	TIED PERDUS	GOALS/BUTS	
							FOR POUR	AGAINST CONTRE
7 ITA	9	29	5	4	0	1	63	34
8 GRE	8	11	5	3	0	2	52	41
9 CHN	6	5	5	3	2	0	44	39
10 CAN	3	-8	5	1	3	1	40	48
11 JPN	2	-25	5	1	4	0	30	55
12 BRA	2	-12	5	0	3	2	40	52

ROUND PROGRESS/DEROULMENT DE LA RONDE

	BRA	CAN	CHN	GRE	ITA	JPN
BRA	X	10-10	9-11	9-9	4-13	8-9
CAN	10-10	X	5-6	8-11	9-16	8-5
CHN	11-9	6-5	X	9-10	8-11	10-4
GRE	9-9	11-8	10-9	X	8-8	14-7
ITA	13-4	16-9	11-8	8-8	X	15-5
JPN	9-8	5-8	4-10	7-14	5-15	X

Match Summary

Match Sommaire

Match	Pool		Attendance
01	A	YUG CAN 4	Session:3,094
02	A	HOL CHN 8	Session:3,094
03	B	ESP BRA 12	Session:3,328
04	B	USA GRE 5	Session:3,328
05	C	ITA JPN 5	Session:3,026
06	C	FRG AUS 6	Session:3,026
07	B	ESP GRE 9	Session:3,202
08	B	USA BRA 4	Session:3,202
09	C	AUS ITA 8	Session:3,202
10	C	FRG JPN 8	Session:3,202
11	A	YUG CHN 7	Session:2,998
12	A	HOL CAN 9	Session:2,998
13	C	AUS JPN 2	Session:3,311
14	C	FRG ITA 4	Session:3,311
15	A	CHN CAN 5	Session:3,383
16	A	YUG HOL 5	Session:3,383
17	B	GRE BRA 9	Session:3,753
18	B	USA ESP 8	Session:3,753
Final Round			
19	D	YUG AUS 6	Session:3,419
20	E	CHN JPN 4	Session:3,419
21	D	USA HOL 7	Session:3,641
22	E	GRE CAN 8	Session:3,641
23	E	ITA BRA 4	Session:3,708
24	D	ESP FRG 8	Session:3,708
25	D	USA AUS 7	Session:3,354
26	E	GRE JPN 7	Session:3,354
27	D	YUG FRG 9	Session:3,371
28	E	ITA CHN 8	Session:3,371
29	E	CAN BRA 9	Session:3,667
30	D	ESP HOL 4	Session:3,667
31	D	USA FRG 7	Session:3,662
32	E	CHN BRA 9	Session:3,662
33	D	AUS HOL 7	Session:3,844
34	E	CAN JPN 5	Session:3,844
35	E	GRE ITA 8	Session:3,834
36	D	YUG ESP 8	Session:3,834
37	D	FRG HOL 2	Session:3,662
38	E	JPN BRA 8	Session:3,662
39	D	AUS ESP 10	Session:3,763
40	E	ITA CAN 9	Session:3,763
41	E	GRE CHN 9	Session:4,153
42	D	USA YUG 5	Session:4,153

Water-Polo
Scorer Standing/Aug.09

Water-polo
Classement des buterus/09 Aout

RANK: RANG	CTRY NATUREL	NAME	GOALS / BUTS				
			TOTAL NATUREL	NATURAL PUNITION	PENALTY AVANTAGE	EXTRA-MAN DESAVANT	
1	ESP	Estiarte, Manuel	34	13	7	14	0
2	ITA	Fiorillo, Mario	19	11	4	4	0
3	FRG	Otto, Frank	18	5	2	11	0
4	AUS	Turner, Charles	17	11	3	3	0
5	YUG	Bebic, Milivoj	16	7	0	9	0
	FRG	Stamm, Hagen	16	12	0	3	1
	CHN	Wang, Xiaotian	16	8	0	8	0
8	BRA	Souto, Mario	15	8	4	3	0
	BRA	Borges, Eric Tebbe	15	5	7	3	0
	AUS	Wybrow, Christopher	15	5	3	6	1
	GRE	Stathakis, Sotirios	15	2	2	11	0
12	WE	Aronis, Antonios	14	7	0	7	0
13	USA	Schroeder, Terry	13	9	0	3	1
	USA	Robertson, Kevin	13	6	3	4	0
	JPN	Taima, Narihito	13	7	3	3	0
	GRE	Seletopoulos, Dimitrios	13	7	4	2	0
17	FRG	Loebb, Thomas	12	6	0	6	0
	ESP	Canal, Alberto	12	10	0	2	0
19	YUG	Paskvalin, Tomislav	11	9	0	1	1
	ITA	De Magistris, Gianni	11	9	0	2	0

Tennis/Tennis

Officials

International Tennis Federation (ITF)

President/president
 Secretary-General/secretaire-general
 Technical Delegates/delegues techniques

Philippe Chatrier (FRA)
 Shirley Woodhead (GBR)
 Hunter Delatour (USA)
 Francesco Ricci (ITA)

LAOOC Administrative Staff/Personnel Administratif de LAOOC

Commissioner/commissaire
 Competition Director/
 Directeur du competition
 Venue Manager/manager de la venue
 SportsManager/managerdusport

Bill Burke
 Jack Cramer

 David Reed
 Marie Patrick

Participants/Participants

Women
 Femmes

Competitors
 Competiteurs

Countries
 Pays

Men
 Hommes

Competitors
 Competiteurs

Countries
 Pays


32

22

32

24

Los Angeles Tennis Center,
 University of California,
 Los Angeles (7,000)







Men's Singles

Messieurs simples

1/16 (Aug/Aout 06,07)

1/8 (Aug/Aout 08)

1/4 (Aug/Aout 09)

1/2 (Aug/Aout 10)

Final/Finale (Aug/Aout 11)

James Arias (USA)

Arias

Jaime Izaga (PER)

6-1, 6-4

Arias

Kelly Jones (USA)

Jones

6-2, 6-4

Suharyadi (INA)

2-6, 6-2, 6-3

Arias

Eric Amend (USA)

Amend

7-5, 6-4

Manuel Tolentino (PHI)

6-3, 3-6, 6-3

Westphal

Gap-Talk Ro (KOR)

Westphal

7-5, 6-2

Michael Westphal (FRG)

6-3, 7-5

E d b e r g

Stefan Edberg (SWE)

E d b e r g

6-2, 6-1

Ronald Agenor (HAI)

6-4, 6-2

E d b e r g

Amos Mansdorf (ISR)

Dilaura

7-6, 7-6

Carlos DiLaura (PER)

6-2, 7-6

E d b e r g

Thomas Muster (AUT)

Muster

6-4, 7-5

Olli Rahnasto (FIN)

6-4, 6-4

Forget

Orlando Lourenco (ZIM)

6-3, 6-1

4-6, 6-3, 6-2

Guy Forget (FRA)

6-3, 6-1

E d b e r g

Jakob Hlasek (SUI)

Hlasek

6-1, 7-6

Loic Courteau (FRA)

6-0, 4-6, 6-4

Hlasek

Jorge Bardou (ESP)

Bardou

6-2, 6-2

Tasos Ravelas (GRE)

6-1, 6-4

M a c i e l

Francisco Maciel (MEX)

M a c i e l

3-6, 6-2, 7-5

Derrick Rostagno (USA)

6-4, 7-6

M a c i e l

Michele Fioroni (ITA)

Sanchez

6-4, 6-4

Emilio Sanchez (ESP)

6-4, 6-1

M a c i e l

Simon Youl (AUS)

Y o u l

6-2, 6-0

Yakubu Suleinan (NGR)

6-0, 4-6, 6-2

Youl

Gopinath Madhusudan Nair (IND)

6-2, 6-1

4-6, 6-4, 7-5

Stuart Bale (GBR)

6-2, 6-1

Cane

Depeng Li (CHN)

Checkrouni

D-2, Retired/Retire

Arafa Checkrouni (MAR)

6-2, 3-6, 6-3

Cane

Paolo Cane (ITA)

Cane

6-2, 6-4

Patrick Cash (AUS)

6-3, 7-6

Volleyball/Volley-ball

Officials

Federation Internationale de Volley-Ball Amateur (FIVA)

President/president
Secretary-General/secretaire-general
Technical Delegates/delegues techniques

Rubin Acosta Hernandez (MEX)
Chadley-Zouiten (TUN)
Sinan Erdem (TUR)
Endre Holvay (FRA)

LAOOC Administrative Staff/Personnel Administratif de LAOOC

Co-Commissioners/co-commissaire
Competition Director and
Sports Manager/
Directeur du competition et
manager du sport
Venue Manager/manager de la venue
Rolf Engen
Tom Ashen
Faye Musselman

Participants/Participants

W o m e n
F e m m e s

Competitors
Competiteurs
96

Countries
Pays
8

M e n
H o m m e s

Competitors
Competiteurs
120

Countries
Pays
10


Legend/Legende

ACE serving aces / ace
AST blocking assist/ contre assisté
DNP did not participate / n'a pas participé
ERR number of kill, block or serving errors/
nombre de fautes au cours de smashes, contres ou services
K I L kill hit / smash (résultant en point ou changement d'engagement)

NO uniform number / numéro de tenue
PCT kill or serving percentage /
pourcentages de smashes ou de services
SOLO solo blocks / contres en solo
TOT total number of kill, block or serving attempts /
nombre total de smashes, contres ou services tentés

The Long Beach Arena (12,033)





Volleyball

Women/Preliminary Pool
Group B Match 05/July 30

Femmes/poule preliminaire
Groupe b match 05/30 Juil

PER (3-0)

NO. NAME	ATTACK				BLOCK				SERVE		ERR TOT	
	KIL	TOT	PCT	ERR	BLK	SOLO	AST	TOT	ERR	ACE-TOT		ERR
1 Pimentel,Carmen	0	0	0%	0	0	0	0	0	0	0-1	0	0
2 Chaparro, Ana Rosa			DNP									
3 Garcia,Rosa	3	7	43%	0	1	0	1	1	0	2-13	0	1
4 Heredia,Isabel	3	7	43%	0	0	0	0	0	0	0-1	0	0
5 Perez Del Solar, Gabriela			DNP									
6 Del Risco, Cecilia	2	10	20%	1	2	1	2	3	0	0-9	0	2
7 Tait,Cecilia	9	26	35%	4	1	1	2	3	0	3-11	0	4
8 Cervera,Luisa			DNP									
9 Fajardo, Denisse	12	31	39%	1	2	0	0	0	0	1-21	1	2
10 Gallardo, Miram			DNP									
11 Torrealva, Gina	13	28	46%	3	1	0	0	0	0	1-12	1	5
12 Malaga, Natalia	14	28	50%	1	1	0	1	1	0	2-15	1	2
TOTALS	56	137	41%	10	8	2	3	5	0	9-83	3	16
SET 1 (15- 9) 0:18	19	47	40%	1	4	1	0	1	0	2-26	1	5
SET 2 (15-10) 0:17	14	41	34%	7	2	0	2	2	0	6-26	2	9
SET 3 (15- 4) 0:21	23	49	47%	2	2	1	1	2	0	1-31	0	2
MATCH TOTALS	56	137	41%	10	8	2	3	5	0	9-83	3	16

CAN (0-3)

NO. NAME	ATTACK				BLOCK				SERVE		ERR TOT	
	KIL	TOT	PCT	ERR	BLK	SOLO	AST	TOT	ERR	ACE-TOT		ERR
1 Ratnik, Diane	10	22	45%	2	1	1	0	1	0	1-21	0	4
2 Smith, Suzi	0	0	0%	0	0	0	0	0	0	0-0	0	0
3 Mills, Tracy	6	12	50%	0	0	0	1	1	0	0-6	1	2
4 Gamborg, Joyce	10	33	30%	2	1	2	6	8	0	0-7	1	3
5 Vandervelden, Audrey	2	18	11%	5	2	0	3	3	0	1-14	0	8
6 Hitchcock, Monica	2	12	17%	2	0	0	0	0	0	0-5	0	5
7 Fraser, Karen	0	0	0%	0	0	0	0	0	0	0-0	0	0
8 Beliveau,Rachel	1	6	17%	0	0	0	1	1	0	0-6	0	0
9 Martin, Lise			DNP									
10 Cote, Caroline	1	3	33%	0	0	0	0	0	0	0-2	0	0
11 Broen, Barb			DNP									
12 Lebel, Josee	3	7	43%	0	1	0	1	1	0	0-2	0	0
TOTALS	35	113	31%	11	5	3	6	9	0	2-63	2	22
SET 1 (9-15) 0:18	12	39	31%	5	1	2	3	5	0	1-21	0	6
SET 2 (10-15) 0:17	10	31	32%	2	2	1	1	2	0	0-21	1	9
SET 3 (4-15) 0:21	13	43	30%	4	2	0	2	2	0	1-21	1	7
MATCH TOTALS	35	113	31%	11	5	3	6	9	0	2-63	2	22

Women/Preliminary Pool
Group B Match 06/July 30

Femmes/poule preliminaire
Groupe b match 06/30 Juil

JPN (3-1)

NO. NAME	ATTACK				BLOCK				SERVE		ERR TOT	
	KIL	TOT	PCT	ERR	BLK	SOLO	AST	TOT	ERR	ACE-TOT		ERR
1 Egami, Yumi	17	38	45%	1	1	1	4	5	0	0-14	0	1
2 Morita, Kimie	18	47	38%	0	1	1	1	3	1	0-15	2	4
3 Mitsuya, Yoko	16	31	52%	1	1	0	1	1	0	3-23	0	2
4 Hirose, Miyoko	0	0	0%	0	0	0	0	0	0	0-2	1	1
5 Ishida, Kyoko			DNP									
6 Kagabu,Yoko	0	0	0%	0	0	0	0	0	0	0-2	0	0
7 Hiro, Norie			DNP									
8 Sugiyama, Kayoki	1	5	20%	1	0	0	1	1	0	0-0	0	1
9 Otani,Sachiko	18	38	47%	1	2	1	0	1	0	0-16	0	2
10 Miyajima, Keiko			DNP									
11 Odaka, Emiko	10	28	36%	1	0	0	3	4	1	1-24	3	6
12 Nakada, Kumi	4	7	57%	0	1	0	0	1	1	2-23	1	2
TOTALS	84	194	43%	5	6	3	5	11	3	6-119	7	19
SET 1 (8-15) 0:26	20	65	31%	2	2	0	2	4	2	0-28	2	8
SET 2 (15-11) 0:28	26	60	43%	1	3	0	1	2	1	2-37	1	4
SET 3 (15- 2) 0:18	21	38	55%	1	0	1	2	3	0	0-27	1	2
SET 4 (15- 7) 0:19	17	31	55%	1	1	2	0	2	0	4-27	3	5
MATCH TOTALS	84	194	43%	5	6	3	5	11	3	6-119	7	19

KOR (1-3)

NO. NAME	ATTACK				BLOCK				SERVE		ERR TOT	
	KIL	TOT	PCT	ERR	BLK	SOLO	AST	TOT	ERR	ACE-TOT		ERR
1 Lee, Eun-Kyung	23	52	44%	3	1	0	1	1	0	1-14	0	3
2 Lee, Un-Yim	1	12	8%	2	1	0	0	0	0	2-17	2	4
3 Jin, Chun-Mae			DNP									
4 Lee, Young-Sun	0	1	0%	0	0	1	0	1	0	0-1	0	0
5 Kim, Jeong-Sun	8	16	50%	0	0	1	4	6	1	0-14	0	3
6 Jea, Sook-Ja			DNP									
7 Han, Kyumg-Ae	2	10	20%	1	0	0	0	1	1	0-2	1	3
8 Lee, Myumg-Hee	14	37	38%	3	1	0	2	2	0	2-15	0	3
9 Kim, Ok-Soon	6	23	26%	1	2	0	2	3	1	0-16	1	5
10 Park, Mi-Hee	20	53	38%	2	2	0	2	2	0	0-19	0	2
13 Lim, Hae-Suk	0	2	0%	1	0	0	0	0	0	0-3	0	1
14 Yoon, Chumg-Hae			DNP									
TOTALS	74	206	36%	13	7	2	5	10	3	5-101	4	24
SET 1 (15- 8) 0:26	26	72	36%	4	2	1	1	4	2	3-35	0	6
SET 2 (11-15) 0:28	26	64	41%	5	1	0	3	3	0	0-33	2	9
SET 3 (2-15) 0:18	10	35	29%	1	3	1	0	2	1	0-14	1	3
SET 4 (7-15) 0:19	12	35	34%	3	1	0	1	1	0	2-19	1	6
MATCH TOTALS	74	206	36%	13	7	2	5	10	3	5-101	4	24

Volley-ball

Women/Preliminary Pool
Group A Match 07/July 30

Femmes/poule preliminaire
Groupe a match 07/30 Juil

CHN (3-0)

NO. NAME	ATTACK				BLOCK				SERVE		ERR TOT	
	KIL	TOT	PCT	ERR	BLK	SOLO	AST	TOT	ERR	ACE-TOT		ERR
1 Lang, Ping	21	43	49%	2	1	1	1	3	1	2-17	1	6
2 Liang, Yan	8	22	36%	3	0	1	2	3	0	0-17	1	4
3 Zhu, Ling	0	0	0%	0	0	0	0	0	0	0-0	0	0
4 Hou, Yuzhu	0	0	0%	0	0	0	0	0	0	0-1	1	1
5 Zhou, Xiaolan			DNP									
6 Yang, Xilan	3	6	50%	1	0	0	3	3	0	3-21	1	2
7 Su, Huijuan			DNP									
8 Jiang, Ying	4	9	44%	3	0	0	1	1	0	1-4	0	3
9 Li, Yanjun			DNP									
10 Yang, Xiaojun	15	23	65%	2	2	1	4	5	0	0-18	1	3
11 Zheng, Meizhu	9	18	50%	2	0	0	1	2	1	1-20	4	9
12 Zhang, Rongfang	12	37	32%	1	4	0	0	0	0	3-24	1	3
TOTALS	72	158	46%	14	7	3	6	11	2	10-122	10	31
SET 1 (15-13) 0:29	19	53	36%	9	1	1	2	5	2	4-38	3	17
SET 2 (15-10) 0:29	21	43	49%	4	1	1	2	3	0	3-39	5	9
SET 3 (15-11) 0:34	32	62	52%	1	5	1	2	3	0	3-45	2	5
MATCH TOTALS	72	158	46%	14	7	3	6	11	2	10-122	10	31

BRA (0-3)

NO. NAME	ATTACK				BLOCK				SERVE		ERR TOT	
	KIL	TOT	PCT	ERR	BLK	SOLO	AST	TOT	ERR	ACE-TOT		ERR
4 Leme, Vera Helena	14	38	37%	4	0	0	0	0	0	0-14	4	10
5 Da Silva, Fernanda	9	16	56%	1	1	0	0	0	0	0-9	0	3
6 Da Silva, Monica	0	0	0%	0	0	0	0	0	0	0-0	0	0
7 Salgado, Maria Isabel	18	55	33%	4	5	0	2	4	2	1-11	2	10
8 Roese, Heloisa Helena	11	24	46%	0	1	0	4	6	2	1-18	1	4
9 Uchoa,Regina Pereira	6	11	55%	0	1	0	0	2	2	1-12	2	4
10 Silva, Jacqueline Louise	0	8	0%	2	0	0	1	2	1	0-18	1	4
11 Richa, Ana Maria	0	0	0%	0	0	0	0	0	0	0-2	0	0
12 Lima, Sandra Maria	15	22	68%	1	0	0	4	4	0	1-24	1	4
13 Da Costa, Eliani Miranda	1	4	25%	0	1	0	4	4	0	0-1	0	0
14 Machado, Luiza	0	0	0%	0	0	0	0	0	0	0-4	1	1
15 Alvares, Ana Margarida			DNP									
TOTALS	74	178	42%	12	9	0	8	15	7	4-113</		



Women / Preliminary Pool
Group B Match 13/Aug 01

Femmes / poule preliminaire
Groupe b match 13/01 Aout

CAN (0-3)

NO. NAME	ATTACK					BLOCK				SERVE		ERR TOT
	KIL	TOT	PCT	ERR	BLK	SOLO	AST	TOT	ERR	ACE-TOT	ERR	
1 Ratnik, Diane	5	22	23%	1	0	1	2	5	2	1-12	0	5
2 Smith, Suzi			DNP									
3 Mills, Tracy	0	7	0%	0	0	1	0	1	0	0-5	0	0
4 Gamborg, Joyce	4	21	19%	4	1	0	2	3	1	0-9	1	7
5 Vandervelden, Audrey	3	16	19%	3	0	0	2	2	0	0-6	0	5
6 Hitchcock, Monica	1	1	100%	0	0	0	0	1	1	0-0	0	2
7 Fraser, Karen	0	0	0%	0	0	0	0	0	0	0-0	0	0
8 Beliveau, Rachel	1	2	50%	0	0	0	1	1	0	0-3	0	0
9 Martin, Lise	1	4	25%	0	1	0	0	1	1	0-2	0	2
10 Cote, Caroline	4	15	27%	2	0	0	0	0	0	0-4	1	3
11 Broen, Barb			DNP									
12 Lebel, Josee	1	5	20%	0	0	0	1	1	0	0-1	0	0
TOTALS	20	93	22%	10	2	2	4	11	5	1-42	2	24
SET 1 (10-15) 0:19	9	36	25%	4	0	1	3	6	2	1-21	1	8
SET 2 (1-15) 0:14	6	31	19%	3	1	0	0	1	1	0-12	0	7
SET 3 (3-15) 0:13	5	26	19%	3	1	1	1	4	2	0-9	1	9
MATCH TOTALS	20	93	22%	10	2	2	4	11	5	1-42	2	24

KOR (3-0)

NO. NAME	ATTACK					BLOCK				SERVE		ERR TOT
	KIL	TOT	PCT	ERR	BLK	SOLO	AST	TOT	ERR	ACE-TOT	ERR	
1 Lee, Eun-Kyung	7	26	27%	3	1	0	2	2	0	1-13	0	3
2 Lee, Un-Yim	2	9	22%	0	1	0	0	0	0	1-13	2	2
3 Jin, Chun-Mae			DNP									
4 Lee, Young-Sun	0	0	0%	0	0	0	0	0	0	0-0	0	0
5 Kim, Jeong-Sun	8	17	47%	2	0	0	0	0	0	1-10	0	2
6 Jea, Sook-Ja			DNP									
7 Han, Kyumg-Ae	0	0	0%	0	0	0	0	0	0	1-4	0	0
8 Lee, Myumg-Hee	8	21	38%	2	1	0	0	0	0	1-13	0	2
9 Kim, Ok-Boon	8	17	47%	1	2	0	0	0	0	1-11	1	2
10 Park, Mi-Hee	12	22	55%	1	0	0	2	2	0	0-8	0	2
13 Lim, Hae-Suk			DNP									
14 Yoon, Chung-Hae			DNP									
TOTALS	45	112	40%	9	5	0	2	2	0	6-72	3	13
SET 1 (15-10) 0:19	18	48	38%	6	4	0	0	0	0	1-26	0	7
SET 2 (15- 1) 0:14	17	34	50%	1	0	0	1	1	0	3-25	3	4
SET 3 (15- 3) 0:13	10	30	33%	2	1	0	1	1	0	2-21	0	2
MATCH TOTALS	45	112	40%	9	5	0	2	2	0	6-72	3	13

Women / Preliminary Pool
Group A Match 14/Aug 01

Femmes / poule preliminaire
Groupe a match 14/01 Aout

FRG (0-3)

NO. NAME	ATTACK					BLOCK				SERVE		ERR TOT
	KIL	TOT	PCT	ERR	BLK	SOLO	AST	TOT	ERR	ACE-TOT	ERR	
1 Holzhausen, Ruth			DNP									
2 Ruehmer, Brigitta			DNP									
3 Witte, Gudrun	5	19	26%	2	1	1	0	4	3	0-9	0	6
4 Buehler, Beate	2	9	22%	0	2	0	0	0	0	0-10	0	0
5 Vossen, Regina	5	16	31%	0	2	2	1	3	0	0-8	0	2
6 Terstegge, Sigrid	2	5	40%	0	1	0	0	0	0	0-5	0	0
7 Sauvigny, Andrea	0	2	0%	0	1	0	0	0	0	0-0	0	0
8 Riek, Renate	1	7	14%	1	1	0	0	1	1	0-8	1	3
9 Staden, Marina	5	17	29%	1	3	1	1	2	0	0-8	0	3
11 Kemperdick, Almut	0	2	0%	0	0	0	0	1	1	0-1	0	1
12 Place-Brandel, Terry	4	17	24%	1	1	0	0	1	1	0-7	0	2
14 Hankers, Ute	1	8	13%	0	2	0	0	0	0	0-2	0	0
TOTALS	25	102	25%	5	14	4	1	11	6	0-58	1	17
SET 1 (5-15) 0:14	5	26	19%	2	5	1	0	2	1	0-16	0	4
SET 2 (6-15) 0:18	8	30	27%	2	4	1	1	6	4	0-19	0	9
SET 3 (3-15) 0:23	12	46	26%	1	5	2	0	3	1	0-23	1	4
MATCH TOTALS	25	102	25%	5	14	4	1	11	6	0-58	1	17

CHN (3-0)

NO. NAME	ATTACK					BLOCK				SERVE		ERR TOT
	KIL	TOT	PCT	ERR	BLK	SOLO	AST	TOT	ERR	ACE-TOT	ERR	
1 Lang, Ping	19	38	50%	1	0	0	3	4	1	0-10	3	5
2 Liang, Yan	11	18	61%	1	0	0	5	5	0	0-11	2	3
3 Zhu, Ling	0	1	0%	0	0	0	1	1	0	0-0	0	0
4 Hou, Yuzhu	0	0	0%	0	0	0	0	0	0	0-1	0	0
5 Zhou, Xiaolan			DNP									
6 Yang, Xilan	4	7	57%	1	1	1	5	6	0	0-9	2	3
7 Su, Huijuan			DNP									
8 Jiang, Ying			DNP									
9 Li, Yanjun	0	0	0%	0	0	0	0	0	0	0-9	0	0
10 Yang, Xiaojun	7	18	39%	5	2	0	7	7	0	0-14	3	8
11 Zheng, Meizhu	7	14	50%	1	0	0	2	4	2	2-19	1	4
12 Zhang, Rongfang	9	25	36%	0	1	1	1	2	0	1-14	0	0
TOTALS	57	121	47%	9	4	2	12	17	3	3-87	11	23
SET 1 (15- 5) 0:14	16	33	48%	3	1	0	5	7	2	1-25	2	7
SET 2 (15- 6) 0:18	15	33	45%	4	2	0	4	4	0	2-28	4	8
SET 3 (15- 3) 0:23	26	55	47%	2	1	2	3	6	1	0-34	5	8
MATCH TOTALS	57	121	47%	9	4	2	12	17	3	3-87	11	23

Women / Preliminary Pool
Group B Match 15/Aug 01

Femmes / poule preliminaire
Groupe b match 15/01 Aout

JPN (3-0)

NO. NAME	ATTACK					BLOCK				SERVE		ERR TOT
	KIL	TOT	PCT	ERR	BLK	SOLO	AST	TOT	ERR	ACE-TOT	ERR	
1 Egami, Yumi	15	26	58%	2	0	0	5	5	0	0-17	0	2
2 Morita, Kimie	17	38	45%	1	1	0	1	1	0	1-23	2	3
3 Mitsuya, Yoko	7	22	32%	1	1	0	7	7	0	0-14	1	2
4 Hirose, Miyoko			DNP									
5 Ishida, Kyoko			DNP									
6 Kagabu, Yoko			DNP									
7 Hiro, Norie			DNP									
8 Sugiyama, Kayoki	0	1	0%	0	0	0	0	0	0	0-0	0	0
9 Otani, Sachiko	11	27	41%	0	0	0	3	3	0	0-18	0	0
10 Miyajima, Keiko			DNP									
11 Odaka, Emiko	10	20	50%	0	0	0	7	8	1	0-15	2	4
12 Nakada, Kumi	3	11	27%	2	0	0	1	1	0	0-17	1	3
TOTALS	63	145	43%	6	2	0	13	14	1	1-101	6	14
SET 1 (15- 8) 0:18	19	39	49%	2	0	0	1	2	1	1-29	2	6
SET 2 (15- 7) 0:23	24	54	44%	2	0	0	3	3	0	0-34	1	3
SET 3 (15- 5) 0:26	20	52	38%	2	2	0	9	9	0	0-38	3	5
MATCH TOTALS	63	145	43%	6	2	0	13	14	1	1-101	6	14

PER (0-3)

NO. NAME	ATTACK					BLOCK				SERVE		ERR TOT
	KIL	TOT	PCT	ERR	BLK	SOLO	AST	TOT	ERR	ACE-TOT	ERR	
1 Pimentel, Carmen	3	10	30%	1	1	0	1	1	0	0-6	0	1
2 Chaparro, Ana Rosa			DNP									
3 Garcia, Rosa	1	7	14%	2	0	0	1	1	0	1-14	1	3
4 Heredia, Isabel	3	4	75%	0	1	0	0	0	0	0-3	0	0
5 Perez Del Solar, Gabriela			DNP									
6 Del Risco, Cecilia	5	13	38%	2	1	0	1	1	0	0-8	0	3
7 Tait, Cecilia	12	31	39%	4	2	0	0	1	1	0-12	1	7
8 Cervera, Luisa			DNP									
9 Fajardo, Denisse	14	2	48%	1	2	0	1	1	0	0-10	0	1
10 Gallardo, Miram			DNP									
11 Torrealva, Gina	11	35	31%	3	2	0	1	2	1	0-13	2	6
12 Malaga, Nataleie	8	19	42%	0	3	0	0	0	0	0-11	2	2
TOTALS	57	148	39%	13	12	0	2	4	2	1-77	6	23
SET 1 (8-15) 0:18	16	43	37%	5	1	0	0	1	1	1-22	1	8
SET 2 (7-15) 0:23	21	50	42%	2	3	0	1	1	0	0-27	2	5
SET 3 (5-15) 0:26	20	55	36%	6	8	0	1	2	1	0-28	3	10
MATCH TOTALS	57											

Volleyball

Women / Preliminary Pool Group B Match 21 / Aug 03

Femmes / poule preliminaire Groupe b match 21 / 03 Aout

PER (3-2)

NO	NAME	ATTACK					BLOCK				SERVE		ERR TOT	
		KIL	TOT	PCT	ERR	BLK	SOLO	AST	TOT	ERR	ACE-TOT	ERR		
1	Pimentel, Carmen	1	3	33%	0	0	0	0	0	0	0	0	0	0
2	Chaparro, Ana Rosa			DNP										
3	Garcia, Rosa	1	9	11%	3	0	0	3	4	1	2-23	1	5	
4	Heredia, Isabal	0	0	0%	0	0	0	0	0	0	0-0	0	0	
5	Perez Del Solar, Gabriela	1	2	50%	0	0	0	0	0	0	0-0	0	0	
6	Del Risco, Cecilia	13	36	36%	3	2	1	5	7	1	0-19	0	6	
7	Tait, Cecilia	26	61	43%	3	4	1	4	9	4	0-20	1	8	
8	Cervera, Luisa	0	0	0%	0	0	0	0	0	0	0-0	0	0	
9	Fajardo, Denisse	14	47	30%	4	3	0	2	2	0	0-20	0	5	
10	Gallardo, Miram	0	0	0%	0	0	0	0	0	0	0-0	0	0	
11	Torrevalva, Gina	21	59	36%	3	1	0	3	3	0	0-28	3	7	
12	Malaga, Natalia	14	46	30%	3	1	1	1	4	2	0-24	2	7	
TOTALS		91	263	35%	19	11	3	9	20	8	2-135	7	38	
SET 1 (15-8) 0:17		18	46	39%	2	1	0	3	7	1	1-25	0	7	
SET 2 (15-6) 0:25		23	59	39%	4	2	1	3	4	0	0-35	2	8	
SET 3 (7-15) 0:21		12	50	24%	5	1	0	0	3	3	1-22	1	9	
SET 4 (6-15) 0:18		13	43	30%	4	1	2	1	4	1	0-19	2	7	
SET 5 (15-13) 0:28		25	65	38%	4	6	0	2	2	0	0-34	2	7	
MATCH TOTALS		91	263	35%	19	11	3	9	20	8	2-135	7	38	

KOR (2-3)

NO	NAME	ATTACK					BLOCK				SERVE		ERR TOT
		KIL	TOT	PCT	ERR	BLK	SOLO	AST	TOT	ERR	ACE-TOT	ERR	
1	Lee, Eun-Kyung	14	50	28%	2	3	0	1	1	0	2-25	2	5
2	Lee, Un-Yim	2	14	14%	3	1	0	2	3	1	2-19	1	5
3	Jin, Chun-Mae			DNP									
4	Lee, Young-sun	0	0	0%	0	0	0	0	0	0	0-0	0	0
5	Kim, Jeong-Sun	1	10	10%	2	1	0	1	1	0	0-6	1	3
6	Jea, Sook-Ja			DNP									
7	Han, Kyung-Ae	0	1	0%	0	1	0	0	0	0	0-0	0	0
8	Lee, Myung-Hee	19	54	35%	2	1	1	2	3	0	0-24	1	4
9	Kim, Ok-Soon	15	52	29%	2	2	3	3	6	0	0-24	0	2
10	Park, Mi-Hee	23	61	38%	6	2	0	3	3	0	1-19	0	7
13	Lim, Hae-Suk	5	14	36%	2	1	1	0	2	1	2-18	1	4
14	Yoon, Chung-Hae			DNP									
TOTALS		79	256	31%	19	12	5	6	13	2	7-135	6	30
SET 1 (8-15) 0:17		9	42	21%	4	3	0	1	1	0	1-18	0	5
SET 2 (6-15) 0:25		16	60	27%	7	4	1	1	2	0	2-27	1	8
SET 3 (15-7) 0:21		20	50	40%	5	0	1	0	1	0	0-29	1	7
SET 4 (15-6) 0:18		17	41	41%	2	3	0	1	1	0	2-28	1	3
SET 5 (13-15) 0:28		17	63	27%	1	2	3	3	8	2	2-33	3	7
MATCH TOTALS		79	256	31%	19	12	5	6	13	2	7-135	6	30

Women / Preliminary Pool Group B Match 22 / Aug 03

Femmes / poule preliminaire Groupe b match 22 / 03 Aout

JPN (3-0)

NO	NAME	ATTACK					BLOCK				SERVE		ERR TOT
		KIL	TOT	PCT	ERR	BLK	SOLO	AST	TOT	ERR	ACE-TOT	ERR	
1	Egami, Yumi	6	10	60%	0	1	1	3	4	0	1-7	0	1
2	Morita, Kimie	5	14	36%	0	0	1	1	2	0	2-10	0	0
3	Mitsuya, Yoko	14	22	64%	2	1	1	2	3	0	1-19	1	4
4	Hirose, Miyoko			DNP									
5	Ishida, Kyoko	0	3	0%	1	1	0	0	0	0	1-5	0	1
6	Kagabu, Yoko			DNP									
7	Hiro, Norie	1	5	20%	0	1	0	0	0	0	1-5	1	1
8	Sugiyama, Kayoki	3	4	75%	0	0	0	0	0	0	0-5	1	1
9	Otani, Sachiko	12	31	39%	2	1	1	2	3	0	1-14	0	2
10	Miyajima, Keiko	9	14	64%	3	1	0	1	1	0	0-8	1	4
11	Odaka, Emiko	1	4	25%	0	0	0	0	0	0	1-4	2	2
12	Nakada, Kumi	3	5	60%	0	0	0	2	2	0	2-18	1	1
TOTALS		54	112	48%	8	6	4	5	9	0	10-95	7	17
SET 1 (15-6) 0:21		18	42	43%	3	1	0	1	1	0	6-33	2	6
SET 2 (15-6) 0:17		13	30	43%	1	3	1	3	4	0	1-26	2	3
SET 3 (15-6) 0:21		23	40	58%	4	2	3	1	4	0	3-36	3	8
MATCH TOTALS		54	112	48%	8	6	4	5	9	0	10-95	7	17

CAN (0-3)

NO	NAME	ATTACK					BLOCK				SERVE		ERR TOT
		KIL	TOT	PCT	ERR	BLK	SOLO	AST	TOT	ERR	ACE-TOT	ERR	
1	Ratnik, Diane	10	31	32%	2	2	1	3	9	5	0-16	0	8
2	Smith, Suzi	0	0	0%	0	0	0	0	0	0	0-0	0	0
3	Mills, Tracy	7	18	39%	1	2	0	2	2	0	0-11	4	7
4	Gamborg, Joyce	12	31	39%	2	3	1	1	2	0	0-12	1	4
5	Vandervelden, Audrey	11	25	44%	2	0	0	2	2	0	0-10	0	6
6	Hitchcock, Monica	0	2	0%	0	1	0	0	0	0	0-0	0	0
7	Fraser, Karen	0	1	0%	0	0	0	0	0	0	0-0	0	1
8	Beliveau, Rachel	1	7	14%	2	1	0	1	1	0	2-13	0	2
9	Martin, Lisa			DNP									
10	Cote, Caroline	3	15	20%	2	0	0	0	0	0	0-9	2	4
11	Broen, Bart	0	0	0%	0	0	0	0	0	0	0-0	0	0
12	Lebel, Josee	0	0	0%	0	0	0	0	0	0	0-0	0	0
TOTALS		44	130	34%	11	9	2	4	11	5	2-71	7	32
SET 1 (6-15) 0:21		16	42	38%	5	1	0	1	2	1	1-24	3	14
SET 2 (6-15) 0:17		11	43	26%	4	4	2	1	6	3	0-18	0	8
SET 3 (6-15) 0:21		17	45	38%	2	4	0	2	3	1	1-29	4	10
MATCH TOTALS		44	130	34%	11	9	2	4	11	5	2-71	7	32

Volleyball

Women / Preliminary Pool Group A Match 23 / Aug 03

Femmes / poule preliminaire Groupe a match 23 / 03 Aout

BRA (0-3)

NO	NAME	ATTACK					BLOCK				SERVE		ERR TOT
		KIL	TOT	PCT	ERR	BLK	SOLO	AST	TOT	ERR	ACE-TOT	ERR	
4	Leme, Vera Helena	12	24	50%	2	2	1	3	4	0	2-14	7	9
5	Da Silva, Fernanda	7	21	33%	2	0	0	2	3	1	0-10	2	5
6	Da Silva, Monica			DNP									
7	Salgado, Maria Isabel	29	62	47%	9	1	2	1	3	0	1-16	0	9
8	Roese, Heloisa Helena	5	18	28%	2	1	1	3	7	3	2-21	1	7
9	Uchoa, Regina Pereira	3	13	23%	0	2	2	0	4	2	1-11	1	3
10	Silva, Jacqueline Louise	3	7	43%	1	0	0	1	2	1	0-25	2	4
11	Richa, Ana Maria	0	0	0%	0	0	0	0	0	0	0-3	0	0
12	Lima, Sandra Maria	4	15	27%	2	0	1	2	4	1	0-18	0	3
13	Da Costa, Eliani Miranda	1	1	100%	0	0	1	0	1	0	0-0	0	0
14	Machado, Luiza Pinheiro	0	0	0%	0	0	0	0	0	0	0-1	0	1
15	Alvares, Ana Margarida			DNP									
TOTALS		64	161	40%	18	6	8	6	22	8	6-119	13	41
SET 1 (9-15) 0:29		23	56	41%	4	3	2	2	6	2	2-40	6	13
SET 2 (14-16) 0:28		19	52	37%	7	3	1	1	7	5	3-40	4	16
SET 3 (11-15) 0:31		22	53	42%	7	0	5	3	9	1	1-39	3	12
MATCH TOTALS		64	161	40%	18	6	8	6	22	8	6-119	13	41

FRG (3-0)

NO	NAME	ATTACK					BLOCK				SERVE		ERR TOT
		KIL	TOT	PCT	ERR	BLK	SOLO	AST	TOT	ERR	ACE-TOT	ERR	
1	Holzhausen, Ruth			DNP									
2	Ruehmer, Brigitta			DNP									
3	Witte, Gudrun	12	29	41%	2	2	0	2	3	1	0-18	5	9
4	Buehler, Beate	10	23	43%	1	2	0	2	2	0	3-26	3	5
5	Vossen												

Volleyball

Volley-ball

Women / Semi-Finals Match 32/Aug 05

Femmes / demi-finales Match 32/05 Aout

JPN (0-3)

NO.	NAME	ATTACK				BLOCK				SERVE		ERR TOT	
		KIL	TOT	PCT	ERR	BLK	SOLO	AST	TOT	ERR	ACE-TOT		ERR
1	Egami, Yumi	18	35	51%	0	1	0	1	1	0	0-14	1	4
2	Morita, Kimie	11	31	35%	1	1	0	0	0	0	0-16	2	4
3	Mitsuya, Yoko	11	24	46%	1	2	0	1	1	0	2-17	2	5
4	Hirose, Miyoko	0	0	0%	0	0	0	0	0	0	0-2	0	0
5	Ishida, Kyoko			DNP									
6	Kagabu, Yoko	0	0	0%	0	0	0	0	0	0	0-2	1	1
7	Hiro, Norie			DNP									
8	Sugiyama, Kayoki	7	17	41%	1	1	0	0	0	0	0-8	1	2
9	Otani, Sachiko	13	40	33%	3	4	0	0	1	1	0-12	0	5
10	Miyajima, Keiko	0	0	0%	0	0	0	0	0	0	0-1	1	1
11	Odaka, Emiko	2	13	15%	2	1	0	1	1	0	0-6	1	3
12	Nakada, Kumi	2	5	40%	0	1	0	1	4	3	0-15	1	4
TOTALS		64	165	39%	8	11	0	2	6	4	2-93	10	29
	SET 1 (10-15) 0:25	20	57	35%	4	4	0	1	3	2	2-33	3	10
	SET 2 (7-15) 0:24	19	54	35%	4	1	0	1	2	1	0-26	3	10
	SET 3 (4-15) 0:31	25	54	46%	0	6	0	0	1	1	0-34	4	9
MATCH TOTALS		64	165	39%	8	11	0	2	6	4	2-93	10	29

CHN (3-0)

NO.	NAME	ATTACK				BLOCK				SERVE		ERR TOT	
		KIL	TOT	PCT	ERR	BLK	SOLO	AST	TOT	ERR	ACE-TOT		ERR
1	Lang, Ping	24	49	49%	2	1	1	0	1	0	1-16	1	5
2	Liang, Yan	9	18	50%	0	0	3	3	7	1	1-14	1	2
3	Zhu, Ung	1	1	100%	0	0	0	0	0	0	0-0	0	0
4	Hou, Yuzhu	1	2	50%	0	0	0	0	0	0	1-5	1	1
5	Zhou, Xiaolan			DNP									
6	Yang, Xilan	3	11	27%	0	0	0	1	1	0	1-22	1	1
7	Su, Huijuan			DNP									
8	Jiing, Ying	3	3	100%	0	0	0	0	0	0	0-2	0	0
9	Li, Yanjun	0	0	0%	0	0	0	0	0	0	0-1	0	0
10	Yang, Xiaojun	11	18	61%	0	1	1	2	4	1	1-22	1	2
11	Zheng, Meizhu	11	19	58%	2	0	0	4	6	2	0-13	5	9
12	Zhang, Rongfang	14	33	42%	2	0	1	0	2	1	1-20	0	3
TOTALS		77	154	50%	6	2	6	5	16	5	6-115	10	23
	SET 1 (15-10) 0:25	24	53	45%	3	1	3	1	7	3	1-37	3	11
	SET 2 (15-7) 0:24	22	47	47%	1	1	1	0	2	1	2-34	3	5
	SET 3 (15-4) 0:31	31	54	57%	2	0	2	4	7	1	3-44	4	7
MATCH TOTALS		77	154	50%	6	2	6	5	16	5	6-115	10	23

Women / Final (7th And 8th Places) Match 37/Aug 07

Femmes / finale (7eme et 8eme places) Match 37/07 Aout

CAN (0-3)

NO.	NAME	ATTACK				BLOCK				SERVE		ERR TOT	
		KIL	TOT	PCT	ERR	BLK	SOLO	AST	TOT	ERR	ACE-TOT		ERR
1	Ratnik, Dine	5	15	33%	4	0	0	2	3	1	0-11	0	5
2	Smith, Suzi	1	4	25%	0	1	0	0	0	0	0-1	0	1
3	Mills, Tracy	2	7	29%	3	0	0	2	2	0	0-11	1	6
4	Gamborg, Joyce	9	25	36%	1	1	0	3	3	0	4-13	0	2
5	Vandervelden, Audrey	12	29	41%	3	1	0	2	2	0	0-8	0	5
6	Hitchcock, Monica	6	19	32%	0	0	0	1	1	0	0-6	1	2
7	Fraser, Karen	0	0	0%	0	0	0	0	0	0	0-0	0	0
8	Beliveau, Rachel	0	1	0%	0	0	0	1	1	0	0-0	0	0
9	Martin, Use	2	10	20%	3	1	0	0	1	1	1-10	0	4
10	Cote, Caroline	2	9	22%	3	0	0	0	0	0	0-2	0	4
11	Broen, Barb			DNP									
12	Lebel, Josee			DNP									
TOTALS		39	119	33%	17	4	0	6	8	2	5-62	2	29
	SET 1 (9-15) 0:14	13	40	33%	6	0	0	2	2	0	1-18	2	11
	SET 2 (3-15) 0:17	11	38	29%	8	3	0	0	1	1	2-18	0	13
	SET 3 (8-15) 0:23	15	41	37%	3	1	0	4	5	1	2-26	0	5
MATCH TOTALS		39	119	33%	17	4	0	6	8	2	5-62	2	29

BRA (3-0)

NO.	NAME	ATTACK				BLOCK				SERVE		ERR TOT	
		KIL	TOT	PCT	ERR	BLK	SOLO	AST	TOT	ERR	ACE-TOT		ERR
4	Leme, Vera Helena	12	28	43%	2	1	0	0	0	0	1-12	3	5
5	Da Silva, Fernanda			DNP									
6	Da Silva, Monica			DNP			1	0	1	0			
7	Salgado, Maria Isabel	17	37	46%	2	1	0	1	1	0	2-16	1	3
8	Roese, Heloisa Helena	11	18	61%	1	0	0	1	1	0	1-12	0	1
9	Uchoa, Regina Pereira	3	6	50%	0	1	0	1	1	0	1-14	2	3
10	Silva, Jacqueline Louise	2	5	40%	1	0	0	1	1	0	1-19	0	1
11	Richa, Ana Maria			DNP			2	1	3	0			
12	Lima, Sandra Maria	5	14	36%	0	2	0	0	0	0	2-14	1	4
13	Da Costa, Eliani Miranda	0	3	0%	0	0	0	0	0	0	0-0	0	0
14	Machado, Luiza Pinheiro	0	0	0%	0	0	0	0	0	0	0-1	0	0
15	Alvares, Ana Margarida			DNP									
TOTALS		89	229	39%	18	12	7	8	23	8	8-141	19	53
	SET 1 (15-9) 0:14	13	36	36%	1	2	0	0	0	0	3-24	1	3
	SET 2 (15-3) 0:17	12	25	48%	2	0	2	2	4	0	4-31	3	6
	SET 3 (15-8) 0:23	25	50	50%	3	3	1	0	1	0	1-33	3	8
MATCH TOTALS		50	111	45%	6	5	3	2	5	0	8-88	7	17

Women / Final (5th And 6th Places) Match 38/Aug 07

Femmes / finale (5eme et 6eme places) Match 38/07 Aout

KOR (3-0)

NO.	NAME	ATTACK				BLOCK				SERVE		ERR TOT	
		KIL	TOT	PCT	ERR	BLK	SOLO	AST	TOT	ERR	ACE-TOT		ERR
1	Lee, Eun-Kyung	2	15	13%	0	3	0	0	0	0	0-7	1	1
2	Lee, Un-Yim	5	10	50%	0	0	0	1	2	1	0-11	0	1
3	Jin, Chun-Mae			DNP									
4	Lee, Young-Sun			DNP									
5	Kim, Jeong-Sun	7	17	41%	1	2	0	2	3	1	1-21	0	2
6	Jea, Sook-Ja			DNP									
7	Hen, Kyumg-Ae	3	4	75%	0	1	0	1	1	0	2-6	1	1
8	Lee, Myumg-Hee	9	25	36%	2	0	1	1	3	1	0-12	0	5
9	Kim, Ok-Soon	9	16	56%	1	0	1	1	2	0	1-18	0	4
10	Park, Mi-Hee	11	27	41%	2	0	3	4	9	2	0-8	0	4
13	Lim, Hae-Suk			DNP									
14	Yoon, Chumg-Hae			DNP									
TOTALS		46	114	40%	6	6	5	5	15	5	4-83	2	18
	SET 1 (15-10) 0:17	15	31	48%	2	2	1	1	2	0	1-28	0	4
	SET 2 (15-10) 0:22	16	55	29%	3	2	2	3	9	4	0-30	1	11
	SET 3 (15-2) 0:13	15	28	54%	1	2	2	1	4	1	3-25	1	3
MATCH TOTALS		46	114	40%	6	6	5	5	15	5	4-83	2	18

FRG (0-3)

NO.	NAME	ATTACK				BLOCK				SERVE		ERR TOT	
		KIL	TOT	PCT	ERR	BLK	SOLO	AST	TOT	ERR	ACE-TOT		ERR
1	Holzhausen, Ruth			DNP									
2	Ruehmer, Brigitta			DNP									
3	Witte, Gudrun	3	8	38%	1	1	0	1	1	0	0-1	0	1
4	Buehler, Beate	4	22	18%	0	2	0	2	3	1	1-10	1	2
5	Vossen, Regina	2	7	29%	2	0	0	3	5	2	0-8	0	6
6	Terstegge, Sigrid	12	21	57%	0	1	0	3	4	1	0-8	1	3
7	Sauvigny, Andrea	4	8	50%	3	0	0	0	0	0	2-5	1	6
8	Riek, Renate	1	7	14%	2	1	1	0	2	1	0-7	1	4
9	Staden, Manna	2	6	33%	0	1	0	0	0	0	0-5	1	1
11	Kemperdick, Almut	2	5	4									



Women / (1st And 2nd Places)
Match 40/Aug 07

Femmes / finale (1ere et 2 eme places)
Match 40/07 Aout

CHN (3-0)

NO.	NAME	ATTACK					BLOCK				SERVE		ERR TOT
		KIL	TOT	PCT	ERR	BLK	SOLO	AST	TOT	ERR	ACE-TOT	ERR	
1	Lang, Ping	17	43	40%	1	1	1	3	4	0	0-11	1	3
2	Liang, Yan	5	10	50%	0	2	0	3	3	0	1-21	1	3
3	Zhu, Ling	1	1	100%	0	0	0	0	0	0	0-0	0	0
4	Hou, Yuzhu	0	0	0%	0	0	0	0	0	0	2-5	0	0
5	Zhou, Xiaolan			DNP									
6	Yang, Xilan	0	6	0%	1	0	0	2	2	0	0-18	2	3
7	Su, Huijuan			DNP									
8	Jiang, Ying			DNP									
9	Li, Yanjun	0	0	0%	0	0	0	0	0	0	0-0	0	0
10	Yang, Xiaojun	8	21	38%	1	0	0	4	6	2	0-15	1	4
11	Zheng, Meizhu	6	14	43%	3	0	0	3	4	1	3-22	0	5
12	Zhang, Rongfang	21	49	43%	1	1	2	0	3	1	0-13	1	4
TOTALS		58	144	40%	7	4	3	7	14	4	6-105	6	22
SET 1 (16-14)		31	78	40%	3	3	1	2	5	2	2-47	4	11
SET 2 (15-3)		9	22	41%	1	0	1	5	7	1	3-29	2	6
SET 3 (15-9)		18	44	41%	3	1	1	0	2	1	1-29	0	5
MATCH TOTALS		58	144	40%	7	4	3	7	14	4	6-105	6	22

USA (0-3)

NO.	NAME	ATTACK					BLOCK				SERVE		ERR TOT
		KIL	TOT	PCT	ERR	BLK	SOLO	AST	TOT	ERR	ACE-TOT	ERR	
1	Weishoff, Paula	7	19	37%	3	1	0	1	2	1	3-17	2	8
2	Woodstra, Susan	6	14	43%	1	0	0	0	0	0	0-7	1	2
3	Crockett, Rita	8	31	26%	3	3	1	1	4	2	1-11	0	8
5	Flachmeier, Laurie	1	2	50%	0	1	0	0	0	0	0-4	0	0
6	Becker, Carolyn	0	2	0%	0	0	0	0	0	0	0-4	0	0
7	Hyman, Flora	18	47	38%	6	2	0	0	0	0	1-12	2	8
8	Magers, Rose	16	30	53%	0	1	1	1	6	4	0-14	2	7
9	Vollertsen, Julie	3	8	38%	1	2	0	1	1	0	0-4	0	1
10	Green, Debbie	0	3	0%	2	0	0	1	1	0	0-13	1	3
11	Ruddins, Kimberly	0	0	0%	0	0	0	0	0	0	0-0	0	0
12	Beauprey, Jeanne			DNP									
14	Chisholm, Linda	0	0	0%	0	0	0	0	0	0	0-2	0	0
TOTALS		59	156	38%	16	10	2	2	11	7	5-88	8	37
SET 1 (14-16) 0:38		31	79	39%	6	3	1	2	7	4	2-46	2	14
SET 2 (3-15) 0:18		11	31	35%	5	6	0	0	2	2	1-17	3	13
SET 3 (9-15) 0:26		17	46	37%	5	1	1	0	2	1	2-25	3	10
MATCH TOTALS		59	156	38%	16	10	2	2	11	7	5-88	8	37

Statistical Leaders/Meilleurs marqueurs

Total Kills / Smashes gagnants

Maria Salgado (BRA)	125
Ping Lang (CHN)	99
Flora Hyman (USA)	92
Cecilia Tait (PER)	91
Rongfang Zhang (CHN)	80

Solo Blocks / Contres en solo

Sandra Lima (BRA)	8
Maria Salgado (BRA)	7
5 tied with	5

Total Blocks/Contres réussis

Rose Magers (USA)	30
Cecilia Tait (PER)	28
Yan Liang (CHN)	27
Xiaojun Yang (CHN)	27
Heloisa Roese (BRA)	27

Sewing Ace / Aces

Meizhu Zheng (CHN)	9
Heloisa Roese (BRA)	7
9 tied with	6

Kill % / Smashes gagnants %

Julie Vollertsen (USA)	51
Yoko Mitsuya (JPN)	50
Rose Magers (USA)	49
Sigrid Terstegge (FRG)	49
Xiaojun Yang (CHN)	54
Meizu Zheng (CHN)	54

Perfect Receptions / Retours gagnants

Heloisa Roese (BRA)	84
Eun-Kyung Lee (KOR)	74
Paula Weishoff (USA)	71
Denisse Fajardo (PER)	68
Kimie Morita (JPN)	65

Match Summary

Match Sommaire

Match	Pool	Attendance	
5	B PER 3 CAN 0	8,588	Women's Preliminaries
6	B JPN 3 KOR 1	8,588	Women's Preliminaries
7	A CHN 3 BRA 0	9,357	Women's Preliminaries
8	A USA 3 FRG 0	9,357	Women's Preliminaries
13	B KOR 3 CAN 0	12,033	Women's Preliminaries
14	A CHN 3 FRG 0	12,033	Woman's Preliminaries
15	B JPN 3 PER 0	12,033	Women's Preliminaries
16	A USA 3 BRA 2	12,033	Women's Preliminaries
21	B PER 3 KOR 2	12,033	Women's Preliminaries
22	B JPN 3 CAN 0	12,033	Women's Preliminaries
23	A FRG 3 BRA 0	12,033	Women's Preliminaries
24	A USA 3 CHN 1	12,033	Women's Preliminaries
29	FRG 3 CAN 0	12,033	Women's Semi-Finals
30	KOR 3 BRA 1	12,033	Women's Semi-Finals
31	USA 3 PER 0	12,033	Women's Semi-Finals
32	CHN 3 JPN 0	12,033	Women's Semi-Finals
37	BRA 3 CAN 0	12,033	Places 7-8
38	KOR 3 FRG 0	12,033	Places 5-6
39	JPN 3 PER 1	12,033	Places 3-4
40	CHN 3 USA 0	12,033	Places 1-2

Volleyball

Volley-ball

Men / Preliminary Pool Group A Match 01 / July 29

Hommes / poule préliminaire Groupe a match 01/29 Juil

TUN (0-3)

NO. NAME	ATTACK					BLOCK				SERVE		ERR TOT
	KIL	TOT	PCT	ERR	BLK	SOLO	AST	TOT	ERR	ACE-TOT	ERR	
1 Laridhi, Faycal	1	3	33%	1	0	1	1	3	1	0-4	0	2
2 Barsar, Mohamed	4	6	67%	1	0	0	0	0	0	2-20	2	3
3 Bousarsar, Rachid	6	15	40%	1	1	0	0	0	0	0-9	2	5
4 Mhiri, Ghazi	7	31	23%	4	3	1	2	3	0	0-12	3	7
5 Lahmar, Msaddek			DNP									
6 Barek, Mounir			DNP									
7 Boulehya, Walid			DNP									
8 Maherzi, Slim	6	15	40%	2	0	1	0	1	0	0-13	1	6
9 Mbarek, Chebbi			DNP									
10 Mezlini, Yassine	0	0	0%	0	0	0	0	0	0	0-2	0	0
11 Ben Abdallah, Aziz	14	25	56%	2	2	2	2	5	1	0-10	0	3
12 Khechini, Adel	1	1	100%	0	0	0	0	0	0	0-0	0	0
TOTALS	48	115	42%	12	8	5	4	13	4	2-79	9	30
SET 1 (7-15) 0:27	22	50	44%	2	4	2	2	6	2	0-39	5	12
SET 2 (7-15) 0:16	14	33	42%	3	1	1	2	5	2	2-23	3	8
SET 3 (7-15) 0:14	12	32	38%	7	3	2	0	2	0	0-17	1	10
MATCH TOTALS	48	115	42%	12	8	5	4	13	4	2-79	9	30

KOR (3-0)

NO. NAME	ATTACK					BLOCK				SERVE		ERR TOT
	KIL	TOT	PCT	ERR	BLK	SOLO	AST	TOT	ERR	ACE-TOT	ERR	
1 Lee, John-Kyung	13	26	50%	2	2	3	2	5	0	1-15	2	4
2 Kang, Doo-Tae	7	18	39%	2	1	0	0	0	0	0-15	0	2
3 Chang, Yoon-Chang	14	24	58%	2	2	0	1	1	0	1-20	0	2
4 Lee, Yong-Bun	0	0	0%	0	0	0	0	0	0	0-0	0	0
5 Lee, Bum-Joo	0	0	0%	0	0	0	0	0	0	0-1	0	0
6 Yang, Jin-Wung			DNP									
7 Moon, Yong-Kwan	9	12	75%	1	0	0	0	0	0	0-6	0	2
8 Yoo, Joong-Tak	4	5	80%	0	0	1	0	1	0	0-4	0	0
9 Kim, Ho-Chul	1	6	17%	1	2	0	2	3	1	1-24	1	3
10 No, Jin-Su	6	11	55%	0	0	2	0	2	0	1-4	0	0
11 Kang, Man-Soo	8	18	44%	3	1	0	0	2	2	0-11	1	7
12 Chung, Euy-Tak	0	0	0%	0	0	0	0	0	0	0-0	0	0
TOTALS	62	120	52%	11	8	6	3	12	3	4-100	4	20
SET 1 (15-7) 0:27	31	61	51%	7	3	2	2	7	3	2-47	3	13
SET 2 (15-7) 0:16	19	30	63%	1	3	0	1	1	0	1-28	1	4
SET 3 (15-7) 0:14	12	29	41%	3	2	4	0	4	0	1-25	0	3
MATCH TOTALS	62	120	52%	11	8	6	3	12	3	4-100	4	20

Men / Preliminary Pool Group B Match 02 / July 29

Hommes / poule préliminaire Groupe b match 02/29 Juil

JPN (3-0)

NO. NAME	ATTACK					BLOCK				SERVE		ERR TOT
	KIL	TOT	PCT	ERR	BLK	SOLO	AST	TOT	ERR	ACE-TOT	ERR	
1 Sobu, Koshi	0	0	0%	0	0	0	0	0	0	0-1	0	0
2 Shimomura, Eiji			DNP									
3 Mitake, Kazuya			DNP									
4 Mitsuhashi, Eizaburo	15	26	58%	3	1	1	1	3	1	0-25	1	5
5 Okuno, Hiroaki	14	28	50%	3	0	0	1	2	1	3-25	1	6
6 Furukawa, Yasushi	2	3	67%	0	0	0	2	3	1	1-23	1	2
7 Yamada, Shuji			DNP									
8 Tanaka, Mikiyasu	18	36	50%	2	1	0	4	4	0	0-16	1	4
9 Sugimoto, Kimio			DNP									
10 Iwata, Minoru	18	34	53%	1	2	2	2	4	0	1-14	5	6
11 Iwashima, Akihiro	0	0	0%	0	0	0	0	0	0	0-4	0	0
12 Kawai, Shunichi	14	20	70%	1	0	2	6	9	1	1-20	1	3
TOTALS	81	147	55%	10	4	5	8	17	4	6-128	10	26
SET 1 (15-9) 0:30	31	60	52%	3	1	3	2	7	2	2-46	5	11
SET 2 (15-9) 0:34	32	51	63%	2	1	0	3	3	0	2-50	4	6
SET 3 (18-8) 0:23	18	36	50%	5	2	2	3	7	2	2-32	1	9
MATCH TOTALS	81	147	55%	10	4	5	8	17	4	6-128	10	26

CHN (0-3)

NO. NAME	ATTACK					BLOCK				SERVE		ERR TOT
	KIL	TOT	PCT	ERR	BLK	SOLO	AST	TOT	ERR	ACE-TOT	ERR	
1 Yan, Jianming	18	32	56%	2	1	0	0	0	0	0-17	1	4
2 Song, Jinwei	13	20	65%	3	1	0	1	3	2	0-14	3	9
3 Yu, Juekin	14	35	40%	1	5	0	2	2	0	0-20	1	2
4 Zhai, Jixin	0	0	0%	0	0	0	1	1	0	0-2	0	0
5 Zhang, Yousheng			DNP									
6 Yang, Liqun	5	9	56%	2	0	0	2	2	0	1-22	0	2
7 Cao, Ping	4	7	57%	1	0	0	0	0	0	0-6	0	1
8 Shen, Keqin			DNP									
9 Zuo, Yue	12	20	60%	5	2	0	1	4	3	1-15	0	8
10 Xiao, Jinsong			DNP									
11 Zhao, Duo	13	29	45%	2	4	0	2	3	1	0-15	1	6
12 Liu, Changcheng			DNP									
TOTALS	79	152	52%	16	13	0	4	10	6	2-111	6	32
SET 1 (9-15) 0:30	28	53	53%	4	5	0	1	3	2	1-41	2	9
SET 2 (9-15) 0:34	35	60	58%	6	3	0	1	3	2	1-42	3	12
SET 3 (8-15) 0:23	16	39	41%	6	5	0	2	4	2	0-28	1	11
MATCH TOTALS	79	152	52%	16	13	0	4	10	6	2-111	6	32

Men / Preliminary Pool Group A Match 03 / July 29

Hommes / poule préliminaire Groupe a match 03 / 29 Juil

USA (3-1)

NO. NAME	ATTACK					BLOCK				SERVE		ERR TOT
	KIL	TOT	PCT	ERR	BLK	SOLO	AST	TOT	ERR	ACE-TOT	ERR	
1 Dvorak, Dusty	2	6	33%	0	0	1	5	8	2	1-31	1	3
2 Saunders, Dave	0	1	0%	0	0	0	0	0	0	0-0	0	0
3 Salmos, Steve	5	8	63%	0	0	0	3	4	1	0-8	0	1
4 Sunderland, Paul	2	3	67%	0	0	0	0	0	0	0-6	1	1
5 Duwelius, Rich	1	1	100%	0	0	0	0	0	0	0-0	0	0
6 Timmons, Steve	31	53	58%	6	6	0	2	4	2	2-25	3	11
7 Buck, Craig	11	26	42%	2	2	1	8	11	2	2-17	0	4
9 Waldie, Marc	0	0	0%	0	0	0	0	0	0	0-0	0	0
10 Marlowe, Chris	0	0	0%	0	0	0	0	0	0	0-4	0	0
12 Berzins, Aldis	15	29	52%	0	0	1	4	5	0	0-25	1	2
13 Powers, Pat	23	49	47%	6	6	2	4	7	1	0-29	0	7
15 Kiraly, Karch	20	35	57%	0	0	1	2	4	1	1-30	0	3
TOTALS	110	211	52%	14	14	6	13	28	9	6-174	6	32
SET 1 (15-6) 0:33	33	66	50%	5	5	2	3	7	2	1-51	3	10
SET 2 (15-7) 0:28	25	46	54%	1	1	1	5	7	1	0-40	1	4
SET 3 (10-15) 0:36	29	53	55%	5	5	2	3	9	4	2-42	1	11
SET 4 (15-8) 0:30	23	46	50%	3	3	1	2	5	2	3-41	1	7
MATCH TOTALS	110	211	52%	14	14	6	13	28	9	6-174	6	32

ARG (1-3)

NO. NAME	ATTACK					BLOCK				SERVE		ERR TOT
	KIL	TOT	PCT	ERR	BLK	SOLO	AST	TOT	ERR	ACE-TOT	ERR	
1 Depalma, Esteban			DNP									
2 Castellani, Daniel	22	47	47%	3	6	0	4	4	0	0-24	1	7
3 Martinez, Esteban	14	25	56%	1	3	0	6	7	1	0-24	3	6
4 Wagenpfeil, Carlos	0	0	0%	0	0	0	0	0	0	0-0	0	0
5 Colla, Daniel			DNP									
6 Diz, Alejandro			DNP									
7 Conte, Hugh	28	49	57%	4	1	3	4	7	0	2-32	5	10
8 Kantor, Waldo	0	4	0%	0	1	1	0	1	0	0-27	0	0
9 Quiroga, Raul	28	60	47%	11	5	0	6	7	1	2-24	5	18
10 Uriarte, Jon	11	29	38%	2	1	0	4	4	0	0-22	0	2
11 Cuminetti, Alcides	0	0	0%	0	0	0	0	0	0	0-3	1	1
12 Wiemes, Leonardo	0	0	0%	0	0	0	0	0	0	0-0	0	0
TOTALS	103	214	48%	21	17	4	11	17	2	4-156	15	44
SET 1 (6-15) 0:33	28	59</										



Men / Preliminary Pool
Group B Match 09/July 31

Hommes / poule preliminaire
Groupe b match 09/31 Juil

NO.	NAME	ATTACK				BLOCK				SERVE		ERR TOT	
		KIL	TOT	PCT	ERR	BLK	SOLO	AST	TOT	ERR	ACE-TOT		ERR
1	Hoag, Glenn	1	3	33%	2	0	0	1	1	0	0-0	0	2
2	Danyluk, Terry	3	3	100%	0	0	0	1	1	0	0-4	0	0
3	Barrett, John	13	23	57%	5	1	0	1	1	0	0-16	2	7
4	Jones, Dave	0	0	0%	0	0	0	0	0	0	0-2	0	1
5	Gratton, Paul	11	25	44%	2	2	1	3	5	1	0-12	0	3
6	Coulter, Al	11	15	73%	1	1	0	4	6	2	0-14	0	3
7	Jones, Tom	3	3	100%	0	0	0	0	0	0	1-18	0	0
9	Saxton, Don	5	12	42%	1	0	2	3	6	1	2-15	0	3
10	Wagner, Randy			DNP									
11	Ketrzynski, Alex	0	0	0%	0	0	0	0	0	0	0-2	0	0
12	Bacon, Rick	0	0	0%	0	0	0	0	0	0	0-1	0	0
15	Pischke, Garth	7	16	44%	0	2	0	1	1	0	0-8	1	4
TOTALS		54	100	54%	11	6	3	8	15	4	3-92	3	23
SET 1 (15-10)		19	40	48%	5	3	1	2	6	3	0-32	1	11
SET 2 (15-9)		20	37	54%	4	2	0	4	5	1	1-34	1	8
SET 3 (15-3)		15	23	65%	2	1	2	2	4	0	2-26	1	4
MATCH TOTALS		54	100	54%	11	6	3	8	15	4	3-92	3	23

EGY (0-3)

NO.	NAME	ATTACK				BLOCK				SERVE		ERR TOT	
		KIL	TOT	PCT	ERR	BLK	SOLO	AST	TOT	ERR	ACE-TOT		ERR
1	Abdelrahman, Khaled	4	7	57%	1	0	0	1	1	0	1-8	0	2
2	Abouelelaa, Mahmoud	0	1	0%	0	1	0	1	1	0	1-5	0	0
3	Elaskalani, Ahmed	4	9	44%	3	0	0	0	0	0	0-9	0	3
4	Awad, Esam	3	11	27%	2	2	1	0	1	0	0-3	0	4
5	Ramadan, Essam	1	2	50%	1	0	0	1	2	1	0-6	0	2
6	Abouzeid, Gaber	2	13	15%	3	1	0	0	0	0	0-6	1	4
7	Eltantawy, Shaaban	3	12	25%	2	1	1	1	2	0	1-4	1	4
8	Radwan, Hesham	0	2	0%	0	0	1	2	3	0	0-2	0	1
9	Elshamouty, Ahmed	5	9	56%	2	1	0	1	1	0	1-9	0	2
10	Elwassimy, Abdelhamed	10	23	43%	4	3	1	2	3	0	0-12	1	5
11	Abdelhamed, Mohamed			DNP									
12	Mohamed, Ehab	5	7	71%	2	0	0	0	0	0	1-7	0	2
TOTALS		37	96	39%	20	9	4	4	9	1	5-71	3	29
SET 1 (10-15) 0:22		11	36	31%	8	2	2	2	4	0	2-28	2	11
SET 2 (9-15) 0:25		18	39	46%	8	4	0	2	2	0	2-28	0	9
SET 3 (3-15) 0:17		8	21	38%	4	3	2	0	3	1	1-15	1	9
MATCH TOTALS		37	96	39%	20	9	4	4	9	1	5-71	3	29

Men / Preliminary Pool
Group Match 10/July 31

Hommes / poule preliminaire
Groupe b match 10/31 Juil

NO.	NAME	ATTACK				BLOCK				SERVE		ERR TOT	
		KIL	TOT	PCT	ERR	BLK	SOLO	AST	TOT	ERR	ACE-TOT		ERR
1	Negri, Marco	0	0	0%	0	0	0	0	0	0	0-2	0	0
2	Lucchetta, Pier Paolo			DNP									
3	Dametto, Gin Carlo	8	19	42%	0	1	1	3	5	1	0-21	1	2
4	Bertoli, Franco	21	41	51%	5	4	0	2	3	1	0-16	0	6
5	Dall'Olio, Francesco			DNP									
6	Rebaudengo, Piero	6	8	75%	0	0	0	2	2	0	2-24	3	3
7	Errichiello, Giovanni	21	39	54%	3	3	0	1	1	0	1-24	3	7
8	De Luigi, Guido			DNP									
9	Vullo, Fabio	5	9	56%	1	1	0	4	5	1	2-14	0	4
10	Lanfranco, Giovanni	9	18	50%	1	1	1	6	7	0	2-22	1	3
11	Vecchi, Paolo	5	6	83%	0	0	1	2	4	1	0-6	0	1
12	Lucchetta, Andrea	1	4	25%	0	1	0	1	1	0	0-0	0	0
TOTALS		76	144	53%	10	11	3	10	17	4	7-129	8	26
SET 1 (15-5) 0:19		20	34	59%	0	0	1	3	6	2	4-36	2	5
SET 2 (16-14) 0:34		28	55	51%	6	4	1	4	6	1	2-46	4	13
SET 3 (15-13) 0:34		28	55	51%	4	7	1	3	5	1	1-47	2	8
MATCH TOTALS		76	144	53%	10	11	3	10	17	4	7-129	8	26

CHN (0-3)

NO.	NAME	ATTACK				BLOCK				SERVE		ERR TOT	
		KIL	TOT	PCT	ERR	BLK	SOLO	AST	TOT	ERR	ACE-TOT		ERR
1	Yan, Jianming	21	38	55%	2	5	0	0	2	2	0-20	2	6
2	Song, Jinwei	12	21	57%	2	1	0	5	7	2	0-14	1	8
3	Yu, Juemin	15	22	68%	0	1	0	4	4	0	0-21	0	0
4	Zhai, Jixin	0	3	0%	0	1	0	0	0	0	1-5	1	1
5	Zheng, Yousheng			DNP									
6	Yang, Liqun	4	7	57%	0	1	0	5	5	0	0-15	0	0
7	Cao, Ping	6	14	43%	1	1	0	0	0	0	1-12	3	5
8	Shen, Keqin	0	0	0%	0	0	0	0	0	0	0-2	2	2
9	Zuo, Yue	3	10	30%	1	2	0	1	1	0	0-6	0	4
10	Xiao, Jinsong			DNP									
11	Zhao, Duo	0	5	0%	0	0	0	0	0	0	0-2	1	1
12	Lui, Changcheng	15	26	58%	6	1	1	5	7	1	2-19	5	15
TOTALS		76	146	52%	12	13	1	10	16	5	4-116	15	42
SET 1 (5-15)		20	42	48%	4	4	0	0	1	1	1-26	2	13
SET 2 (14-16)		27	53	51%	4	5	1	3	4	0	2-45	8	14
SET 3 (13-15)		29	51	57%	4	4	0	7	11	4	1-45	5	15
MATCH TOTALS		76	146	52%	12	13	1	10	16	5	4-116	15	42

Men / Preliminary Pool
Group A Match 11/July 31

Hommes / poule preliminaire
Groupe a match 11/31 Juil

NO.	NAME	ATTACK				BLOCK				SERVE		ERR TOT	
		KIL	TOT	PCT	ERR	BLK	SOLO	AST	TOT	ERR	ACE-TOT		ERR
1	Depalma, Estaban			DNP									
2	Castellani, Daniel	21	38	55%	4	1	3	2	5	0	0-26	4	11
3	Martinez, Esteban	15	32	47%	3	1	1	7	9	1	1-28	4	10
4	Wagenpfeil, Carlos	3	6	50%	0	1	0	1	1	0	0-6	1	2
5	Colla, Daniel			DNP									
6	Diz, Alejandro	1	8	13%	0	0	0	0	0	0	0-2	2	2
7	Conte, Hugo	16	32	50%	1	5	5	6	12	1	1-32	4	8
8	Kantor, Waldo	0	4	0%	1	0	0	1	2	1	0-27	0	2
9	Quiroga, Raul	19	40	48%	6	4	1	5	10	4	1-20	4	15
10	Uriarte, Jon	7	16	44%	1	1	4	3	7	0	2-19	1	3
11	Cuminetti, Alcides			DNP									
12	Wiemes, Leonardo	0	0	0%	0	0	0	0	0	0	0-0	0	0
TOTALS		82	176	47%	16	13	14	13	34	7	5-160	20	53
SET 1 (8-15) 0:28		19	42	45%	3	3	4	5	14	5	2-42	7	18
SET 2 (8-15) 0:24		14	31	45%	2	4	3	2	6	1	1-29	5	9
SET 3 (18-16) 0:31		22	50	44%	6	3	4	2	7	1	0-44	2	11
SET 4 (13-15) 0:34		27	53	51%	5	3	3	4	7	0	2-45	6	15
MATCH TOTALS		82	176	47%	16	13	14	13	34	7	5-160	20	53

BRA (3-1)

NO.	NAME	ATTACK				BLOCK				SERVE		ERR TOT	
		KIL	TOT	PCT	ERR	BLK	SOLO	AST	TOT	ERR	ACE-TOT		ERR
1	Rezende, Bernardo	0	0	0%	0	0	0	0	0	0	0-7	0	0
2	Oliveira Nego, Mario Xando	33	52	63%	6	5	0	4	4	0	1-22	1	7
3	Ribeiro, Antonio	1	1	100%	0	0	0	0	0	0	0-1	0	0
4	Montanaro Junior, Jose	27	35	77%	2	1	0	5	7	2	9-33	5	11
5	Nascimento, Ruy Campos	1	3	33%	0	1	0	2	2	0	0-0	0	0
6	Zotto, Ranan	0	0	0%	0	0	0	0	0	0	0-2	1	1
7	Silva, William	2	13	15%	3	4	0	3	4	1	4-28	5	9
8	Ribeiro, Amauri	12	23	52%	2	2	1	8	10	1	1-29	2	7
9	Freire, Marcus	0	0	0%	0	0	0	0	0	0	0-0	0	0
10	Lampariello Nego, Domingos	0	0	0%	0	0	0	0	0	0	0-0	0	0
12	Rajzman, Bernard	16	43	37%	8	8	0	1	1	0	0-23	1	9
14	Avila, Fernando	12	19	63%	1	0	0	1	1	0	0-27	1	4
TOTALS		104	189	55%	22	21	1	12	17	4	15-172	16	48
SET 1 (15-8) 0:28		28	45	62%	4	6	0	3	3	0	4-48	5	10
SET 2 (15-8) 0:24		20	35	57%	4	3	0	4	6	2	4-36	4	10
SET 3 (16-18) 0:31		27	54	50%	9	6	1	2	4	1	3-41	4	16
SET 4 (15-13) 0:34		29	55	53%	5	6	0	3	4	1	4-47	3	12
MATCH TOTALS		104	189	55%	22	21	1	12	17	4	15-172	16	48

Men / Preliminary Pool
Group A Match 12/July 31

Hommes / poule preliminaire
Groupe a match 12/31 Juil

NO.	NAME	ATTACK				BLOCK				SERVE		ERR TOT	
		KIL	TOT	PCT	ERR	BLK	SOLO	AST	TOT	ERR	ACE-TOT		ERR
1	Dvorak, Dusty	0	0	0%	0	0	0	4	6	2	1-10	1	3
2	Saunders, Dave	8	12	67%	0	2	1	0	1	0	3-15	1	1
3	Salmons, Steve	4	7										

Volleyball

Men/Preliminary Pool
Group B Match 17/Aug 02

Hommes/ poule preliminaire
Groupe b match 17/02 Aout

EGY (0-3)

NO. NAME	ATTACK				BLOCK				SERVE		ERR TOT	
	KIL	TOT	PCT	ERR	BLK	SOLO	AST	TOT	ERR	ACE-TOT		ERR
1 Abdelrahman, Khaled	2	5	40%	0	0	3	3	6	2	0-8	0	2
2 Abouelelaa, Mahmoud	0	7	0%	0	0	0	1	1	0	0-13	0	0
3 Elaskalani, Ahmed	1	4	25%	1	0	0	1	1	0	0-4	0	1
4 Awad, Esam			DNP			0	0	0	0			
5 Ramadan, Essam	0	0	0%	0	0	1	0	1	0	0-1	0	0
6 Abouzeid, Gaber	5	16	31%	2	4	0	1	2	1	0-5	1	3
7 Eltantawy, Shaaban	2	7	29%	1	0	0	1	2	1	1-8	0	4
8 Radwan, Hesham			DNP			0	2	3	1			
9 Elshamouty, Ahmed	15	20	75%	1	2	0	1	3	2	0-15	1	3
10 Elwassimy, Abdelhamed	12	23	52%	3	1	0	1	3	2	0-16	2	7
11 Abdelhamed, Mohamed	6	15	40%	2	2	1	0	1	0	1-8	2	5
12 Mohamed, Ehab	11	27	41%	4	3	0	1	2	1	0-10	0	6
TOTALS	54	124	44%	14	12	5	5	17	7	2-88	6	31
SET 1 (3-15) 0:15	10	35	29%	6	2	0	0	2	2	0-15	0	8
SET 2 (5-15) 0:29	24	46	52%	3	5	1	0	4	3	0-36	4	12
SET 3 (16-18) 0:26	20	43	47%	5	5	4	5	11	2	2-37	2	11
MATCH TOTALS	54	124	44%	14	12	5	5	17	7	2-88	6	31

CHN (3-0)

NO. NAME	ATTACK				BLOCK				SERVE		ERR TOT	
	KIL	TOT	PCT	ERR	BLK	SOLO	AST	TOT	ERR	ACE-TOT		ERR
1 Yan, Jianming	16	35	46%	4	3	1	1	2	0	0-12	2	6
2 Song, Jinwei	13	20	65%	0	1	1	5	7	1	1-25	2	3
3 Yu, Juemin	7	15	47%	2	2	1	3	5	1	2-21	0	3
4 Zhai, Jixin			DNP									
5 Zhang, Yousheng	1	2	50%	0	0	0	1	1	0	0-0	0	0
6 Yang, Liqun	5	7	71%	0	0	0	6	7	0	1-15	2	3
7 Cao, Ping	12	20	60%	0	2	0	1	1	0	0-18	0	0
8 Shen, Keqin	0	0	0%	0	0	0	0	0	0	0-0	0	0
9 Zuo, Yue	2	5	40%	2	0	0	1	1	0	1-5	1	4
10 Xiao, Jinsong	0	0	0%	0	0	0	0	0	0	0-0	0	0
11 Zhao, Duo	6	14	43%	1	2	0	0	1	1	1-14	1	3
12 Liu, Changcheng			DNP									
TOTALS	62	118	53%	9	10	3	9	16	4	6-110	8	22
SET 1 (15-3) 0:15	13	28	46%	3	0	0	2	3	1	1-26	0	4
SET 2 (15-5) 0:29	27	42	64%	2	1	1	4	8	3	3-45	5	10
SET 3 (18-16) 0:26	22	48	46%	4	9	2	3	5	0	2-39	3	8
MATCH TOTALS	62	118	53%	9	10	3	9	16	4	6-110	8	22

Men/Preliminary Pool
Group A Match 18/Aug 02

Hommes/poule preliminaire
Groupe a match 18/02 Aout

TUN (0-3)

NO. NAME	ATTACK				BLOCK				SERVE		ERR TOT	
	KIL	TOT	PCT	ERR	BLK	SOLO	AST	TOT	ERR	ACE-TOT		ERR
1 Laridhi, Faycal	3	11	27%	3	0	2	2	6	2	0-9	1	6
2 Sarsar, Mohamed	6	15	40%	0	1	0	2	2	0	0-8	0	2
3 Bousarsar, Rachid	2	10	20%	0	2	0	1	1	0	0-13	0	0
4 Mhiri, Ghazi	3	9	33%	2	0	0	1	1	0	0-6	0	2
5 Lahmar, Msaddek	10	23	43%	2	4	0	4	5	1	0-6	0	6
6 Barek, Mounir	0	0	0%	0	0	0	0	0	0	0-0	0	0
7 Boulehya, Walid			DNP									
8 Maherzi, Slim	3	7	43%	1	1	0	0	0	0	0-0	0	1
9 Mbarek, Chebbi	0	0	0%	0	0	1	0	1	0	0-1	0	0
10 Mezlini, Yassine	0	0	0%	0	0	0	0	0	0	0-1	0	0
11 Ben Abdallah, Aziz	0	10	0%	3	1	0	2	3	1	0-7	0	4
12 Khechini, Adel			DNP									
TOTALS	27	85	32%	11	9	3	6	13	4	0-51	1	21
SET 1 (5-15) 0:09	2	16	13%	4	2	1	1	4	2	0-10	0	7
SET 2 (9-15) 0:20	15	38	39%	4	4	0	4	4	0	0-25	1	6
SET 3 (2-15) 0:16	10	31	32%	3	3	2	1	5	2	0-16	0	8
MATCH TOTALS	27	85	32%	11	9	3	6	13	4	0-51	1	21

BRA (3-0)

NO. NAME	ATTACK				BLOCK				SERVE		ERR TOT	
	KIL	TOT	PCT	ERR	BLK	SOLO	AST	TOT	ERR	ACE-TOT		ERR
1 Rezende, Bernardo			DNP									
2 Oliveira Neto, Mario Xando	0	3	0%	0	1	0	1	1	0	1-5	0	0
3 Ribeiro, Antonio	8	16	50%	1	0	0	3	3	0	0-7	1	2
4 Montanaro Junior, Jose	5	10	50%	2	2	0	1	1	0	2-13	1	3
5 Nascimento, Ruy Campos			DNP									
6 Zotto, Ranan	5	10	50%	1	1	0	0	0	0	2-7	0	1
7 Silva, William	2	4	50%	0	0	1	0	2	1	2-15	1	2
8 Ribeiro, Amauri	7	12	58%	0	0	1	2	4	1	0-9	2	3
9 Freire, Marcus	1	2	50%	0	1	0	0	0	0	0-0	0	0
10 Lampariello Neto, Domingos			DNP									
12 Rajzman, Bernard	12	23	52%	2	3	1	1	2	0	0-15	0	2
14 Avila, Fernando	7	10	70%	0	1	1	2	3	0	0-7	0	0
TOTALS	47	90	52%	6	9	4	5	11	2	7-78	5	13
SET 1 (15-5) 0:09	8	16	50%	1	2	1	1	3	1	3-19	3	5
SET 2 (15-9) 0:20	20	42	48%	5	4	2	2	4	0	2-31	1	6
SET 3 (15-2) 0:16	19	32	59%	0	3	1	2	4	1	2-28	1	2
MATCH TOTALS	47	90	52%	6	9	4	5	11	2	7-78	5	13

Volleyball

Men/Preliminary Pool
Group B Match 19 / Aug 02

Hommes / poule preliminaire
Groupe b match 19/02 Aout

ITA (2-3)

NO. NAME	ATTACK				BLOCK				SERVE		ERR TOT	
	KIL	TOT	PCT	ERR	BLK	SOLO	AST	TOT	ERR	ACE-TOT		ERR
1 Negri, Marco	7	15	47%	2	2	0	2	2	0	0-9	0	3
2 Lucchetta, Pier Paolo			DNP									
3 Dametto, Gian Carlo	6	11	55%	0	1	1	5	7	1	1-16	0	1
4 Bertoli, Franco	33	69	48%	6	6	3	7	10	0	0-25	1	7
5 Dall'olio, Francesco	0	0	0%	0	0	0	0	0	0	0-0	0	0
6 Rebaudengo, Piero	3	10	30%	1	0	1	8	9	0	1-24	1	2
7 Errichello, Giovanni	13	27	48%	3	2	0	1	2	1	0-20	2	6
8 De Luigi, Guido	14	22	64%	0	1	2	4	7	1	1-20	1	2
9 Vullo, Fabio	10	33	30%	2	9	0	8	8	0	0-28	1	3
10 Lanfranco, Giovanni	16	27	59%	2	3	1	14	18	3	0-23	0	6
11 Vecchi, Paolo	2	6	33%	2	1	0	0	0	0	0-11	0	2
12 Lucchetta, Andrea	3	8	38%	2	1	0	0	0	0	0-0	0	2
TOTALS	107	228	47%	20	26	8	23	37	6	3-176	6	34
SET 1 (15-5) 0:16	17	36	47%	2	3	3	4	7	0	2-30	0	2
SET 2 (15-11) 0:29	31	55	56%	3	2	1	8	12	3	0-45	4	11
SET 3 (10-15) 0:27	21	45	47%	4	5	2	2	5	1	1-35	1	6
SET 4 (10-15) 0:18	9	30	30%	5	7	1	4	5	0	0-21	1	6
SET 5 (14-16) 0:35	29	62	47%	6	9	1	5	8	2	0-45	0	9
MATCH TOTALS	107	228	47%	20	26	8	23	37	6	3-176	6	34

JPN (3-2)

NO. NAME	ATTACK				BLOCK				SERVE		ERR TOT	
	KIL	TOT	PCT	ERR	BLK	SOLO	AST	TOT	ERR	ACE-TOT		ERR
1 Sobu, Koshi	14	37	38%	4	6	3	5	9	1	1-25	0	5
2 Shimomura, Eiji			DNP									
3 Mitake, Kazuya	0	2	0%	0	0	0	0	0	0	0-0	0	0
4 Mitsuhashi, Eizaburo	29	43	67%	1	2	1	2	6	3	0-33	2	8
5 Okuno, Hiroaki	3	14	21%	2	2	0	0	0	0	0-6	0	2
6 Furukawa, Yasushi	1	1	100%	0	0	0	0	0	0	0-13	0	0
7 Yamada, Shuji			DNP									
8 Tanaka, Mikiyasu	29	58	50%	2	7	2	4	6	0	0-24	1	4
9 Sugimoto, Kimio	13	40	33%	7	5	1	4	5	0	1-32	1	9
10 Iwata, Minoru	2	7	29%	0	3	1	0	1	0	0-1	0	1
11 Iwashima, Akihiro			DNP									
12 Kawai, Shunichi	19	42	45%	3	4	4	1	2	0	0-21		



Men/Preliminary Pool
Group A Match 25/Aug 64

Hommes / poule preliminaire
Groupe a match 25/64 Aout

NO. NAME	ATTACK				BLOCK				SERVE		ERR TOT
	KIL	TOT	PCT	ERR	BLK	SOLO	AST	TOT	ERR	ACE-TOT	
1 Laridhi, Faycal	7	15	47%	1	1	2	4	8	2	1-10	1
2 Sarsar, Mohamed	4	17	24%	3	0	0	0	0	0	2-13	2
3 Barsarsar, Rachid	2	10	20%	1	1	0	1	1	0	0-14	1
4 Mhiri, Ghazi	4	16	25%	2	2	0	3	3	0	1-12	0
5 Lahmar, Msaddek	12	31	39%	5	3	0	2	3	1	0-12	1
6 Barek, Mounir	0	0	0%	0	0	0	0	0	0	0-1	0
7 Boulehya, Walid			DNP								
8 Mahzeri, Slim	1	4	25%	0	1	0	0	0	0	0-0	0
9 Mbarek, Chebbi	0	0	0%	0	0	0	0	1	1	0-0	0
10 Mezlini, Yassine	0	0	0%	0	0	0	0	0	0	0-1	0
11 Ben Abdallah, Aziz	9	21	43%	2	2	0	3	3	0	1-13	0
12 Khechini, Adel	3	8	38%	0	1	0	0	1	1	0-4	0
TOTALS	42	122	34%	14	11	2	6	13	5	4-80	5
SET 1 (9-15) 0:24	17	43	40%	2	5	0	4	5	1	2-33	2
SET 2 (7-15) 0:19	11	45	24%	8	3	1	0	2	1	1-21	1
SET 3 (3-15) 0:20	14	34	41%	4	3	1	2	6	3	1-26	2
MATCH TOTALS	42	122	34%	14	11	2	6	13	5	4-80	5

ARG (3-0)

NO. NAME	ATTACK				BLOCK				SERVE		ERR TOT
	KIL	TOT	PCT	ERR	BLK	SOLO	AST	TOT	ERR	ACE-TOT	
1 Depalma, Esteban			DNP								
2 Castellani, Daniel	5	6	83%	1	0	0	0	0	0	0-3	0
3 Martinez, Esteban	7	14	50%	1	2	1	0	1	0	0-14	0
4 Wagenpfeil, Carlos	10	19	53%	2	0	1	4	5	0	0-8	1
5 Colla, Daniel			DNP								
6 Diz, Alejandro			DNP								
7 Conte, Hugo	9	23	39%	2	2	2	2	6	2	3-24	4
8 Kantor, Waldo	2	6	33%	1	0	1	0	1	0	1-27	0
9 Quiroga, Raul	16	27	59%	1	2	1	1	3	1	0-11	2
10 Uriarte, Jon	14	21	67%	1	1	0	3	4	1	0-12	0
11 Cumineti, Alcides	3	4	75%	0	0	0	0	0	0	0-6	2
12 Wiemes, Leonardo			DNP								
TOTALS	66	120	55%	9	7	6	5	15	4	4-105	9
SET 1 (15-9) 0:24	28	47	60%	4	4	3	2	6	1	0-39	4
SET 2 (15-7) 0:19	14	38	37%	3	1	1	2	5	2	3-28	1
SET 3 (15-3) 0:20	24	35	69%	2	2	2	1	4	1	1-38	4
MATCH TOTALS	66	120	55%	9	7	6	5	15	4	4-105	9

Men/Preliminary Pool
Group A Match 26 /Aug 04

Hommes/poule preliminaire
Groupe a match 26/04 Aout

NO. NAME	ATTACK				BLOCK				SERVE		ERR TOT
	KIL	TOT	PCT	ERR	BLK	SOLO	AST	TOT	ERR	ACE-TOT	
1 Rezende, Bernardo	0	0	0%	0	0	0	1	1	0	0-2	0
2 Oliveira Neto, Mario Xando	31	57	54%	5	7	0	3	4	1	0-23	1
3 Ribeiro, Antonio	2	6	33%	2	0	0	0	0	0	0-1	0
4 Montanaro Junior, Jose	18	28	64%	1	5	1	3	5	1	2-24	4
5 Nascimento, Ruy Campos			DNP								
6 Zotto, Ranan	17	29	59%	1	3	0	1	1	0	0-11	3
7 Silva, William	5	9	56%	3	0	1	5	7	1	3-24	6
8 Ribeiro, Amauri	6	14	43%	1	2	0	8	11	3	0-23	3
9 Freire, Marcus	0	0	0%	0	0	0	0	0	0	0-0	0
10 Lampariello Neto, Domingos	8	13	62%	1	1	2	6	8	0	0-14	1
12 Rajzman, Bernard	15	21	71%	1	0	1	0	1	0	0-14	1
14 D'Avila, Fernando	4	16	25%	2	2	1	2	3	0	0-9	1
TOTALS	106	193	55%	17	20	6	13	25	6	5-145	20
SET 1 (4-15) 0:21	18	43	42%	6	5	1	4	7	2	0-26	9
SET 2 (13-15) 0:31	26	42	62%	3	5	3	2	7	2	2-38	2
SET 3 (15-13) 0:35	33	55	60%	5	5	0	5	6	1	1-44	5
SET 4 (8-15) 0:32	29	53	55%	3	5	2	2	5	1	2-37	4
MATCH TOTALS	106	193	55%	17	20	6	13	25	6	5-145	20

NO. NAME	ATTACK				BLOCK				SERVE		ERR TOT
	KIL	TOT	PCT	ERR	BLK	SOLO	AST	TOT	ERR	ACE-TOT	
1 Lee, Jong-Kyung	15	25	60%	0	1	2	7	10	1	1-28	2
2 Kang, Doo-Tae	12	24	50%	0	2	1	2	3	0	2-27	1
3 Chang, Yoon-Chang	21	37	57%	2	4	0	3	4	1	1-26	1
4 Lee, Young-Sun	0	0	0%	0	0	0	0	0	0	0-0	0
5 Lee, Bum-Joo	0	0	0%	0	0	0	0	0	0	0-0	0
6 Yang, Jin-Wung			DNP								
7 Moon, Young-Kwan	3	8	38%	0	1	2	3	5	0	0-30	1
8 Yoo, Joong-Tak	1	4	25%	1	1	1	0	1	0	0-2	0
9 Kim, Ho-Chul	0	1	0%	0	1	0	1	1	0	0-23	0
10 No, Jin-Su	0	0	0%	0	0	0	0	0	0	0-0	0
11 Kang, Man-Soo	35	63	56%	5	4	1	7	8	0	0-25	1
12 Chung, Euy-Tak	0	1	0%	0	1	0	1	1	0	0-0	0
TOTALS	87	163	53%	8	15	7	12	21	2	4-161	6
SET 1 (15-4) 0:21	14	26	54%	0	4	2	3	5	0	0-36	2
SET 2 (15-13) 0:31	22	45	49%	5	3	1	3	5	1	2-40	1
SET 3 (13-15) 0:35	23	48	48%	3	5	2	3	6	1	1-42	1
SET 4 (15-8) 0:31	28	44	64%	0	3	2	3	5	0	1-43	2
MATCH TOTALS	87	163	53%	8	15	7	12	21	2	4-161	6

Men / Preliminary Pool
Group B Match 27 / Aug 04

Hommes/poule preliminaire
Groupe b match 27/64 Aout

NO. NAME	ATTACK				BLOCK				SERVE		ERR TOT
	KIL	TOT	PCT	ERR	BLK	SOLO	AST	TOT	ERR	ACE-TOT	
1 Sobu, Koshi			DNP								
2 Shimomura, Eiji	0	0	0%	0	0	0	0	0	0	0-3	0
3 Mitake, Kazuya			DNP								
4 Mitsuhashi, Eizaburo	6	10	60%	2	1	0	2	2	0	0-12	0
5 Okuno, Hiroaki	3	7	43%	1	2	1	1	2	0	0-3	0
6 Furukawa, Yasushi	1	3	33%	1	1	1	0	2	1	0-16	0
7 Yamada, Shuji	3	6	50%	1	0	0	0	0	0	1-6	0
8 Tanaka, Mikiyasu	8	14	57%	0	2	1	2	3	0	1-17	0
9 Sugimoto, Kimio	5	11	45%	1	1	0	0	0	0	0-11	0
10 Iwata, Minoru	16	26	62%	2	3	0	2	2	0	0-12	5
11 Iwashima, Akihiro			DNP								
12 Kawai, Shunichi	7	16	44%	0	3	0	3	4	1	0-8	0
TOTALS	49	93	53%	8	13	3	6	11	2	2-88	5
SET 1 (15-6) 0:15	18	26	69%	2	2	0	1	1	0	1-27	1
SET 2 (15-10) 0:22	15	32	47%	2	4	0	2	2	0	1-34	3
SET 3 (15-11) 0:18	16	35	46%	4	7	3	3	8	2	0-27	1
MATCH TOTALS	49	93	53%	8	13	3	6	11	2	2-88	5

EGY (0-3)

NO. NAME	ATTACK				BLOCK				SERVE		ERR TOT
	KIL	TOT	PCT	ERR	BLK	SOLO	AST	TOT	ERR	ACE-TOT	
1 Abdelrahman, Khaled						2	1	3	0	0-7	0
2 Abouelelaa, Mahmoud	1	3	33%	1	0	0	4	4	0	1-16	2
3 Elaskalani, Ahmed	1	6	17%	0	2	1	4	5	0	0-6	1
4 Awad, Esam	7	14	50%	0	1	0	1	2	1	0-8	3
5 Ramadan, Essam			DNP								
6 Abouzeid, Gaber	6	14	43%	4	2	0	1	2	1	0-4	0
7 Eltantawy, Shaaban	1	2	50%	1	0	1	0	2	1	0-2	0
8 Radwan, Hesham			DNP								
9 Elshamouty, Ahmed	6	13	46%	1	1	1	3	4	0	1-12	2
10 Elwassimy, Abdelhamed	6	13	46%	5	0	1	2	3	0	0-5	0
11 Abdelhamed, Mohamed	2	8	25%	0	1	0	0	0	0	0-9	1
12 Mohamed, Ehab	6	12	50%	2	1	0	1	1	0	0-3	1
TOTALS	39	90	43%	14	8	6	9	18	3	2-72	10
SET 1 (6-15) 0:15	12	24	50%	4	1	2	1	5	2	0-19	0
SET 2 (10-15) 0:22	19	38	50%	9	2	1	3	5	1	1-29	5
SET 3 (11-15) 0:18	8	28	29%	1	5	3	5	8	0	1-24	5
MATCH TOTALS	39	90	43%	14	8	6	9	18	3	2-72	10

Men/Preliminary Pool
Group B Match 26/Aug 64

Hommes/poule preliminaire
Groupe b match 26/64 Aout

NO. NAME	ATTACK				BLOCK				SERVE		ERR TOT
	KIL	TOT	PCT	ERR	BLK	SOLO	AST	TOT	ERR	ACE-TOT	

Volleyball

Men / Preliminary Pool
Group A Match 33/Aug 06

Hommes / poule preliminaire
Groupe a match 33/06 Aout

KOR (3-2)

NO.	NAME	ATTACK					BLOCK				SERVE		ERR TOT
		KIL	TOT	PCT	ERR	BLK	SOLO	AST	TOT	ERR	ACE-TOT	ERR	
1	Lee, Jong-Kyung	24	42	57%	2	2	0	3	4	1	0-32	0	4
2	Kang, Doo-Tae	18	43	42%	7	7	0	6	6	0	2-41	0	9
3	Chang, Yoon-Chang	27	59	46%	4	3					1-32	1	5
4	Lee, Yong-Bun			DNP									
5	Lee, Bum-Joo			DNP			0	0	0	0			
6	Yang, Jin-Wung	0	0	0%	0	0	0	1	1	0	0-0	0	0
7	Moon, Yong-Kwan	9	22	41%	3	1	0	0	0	0	1-27	0	3
8	Yoo, Joong-Tak	2	7	29%	1	0	0	0	0	0	0-9	0	1
9	Kim, Ho-Chul	2	7	29%	1	0	1	0	1	0	0-37	2	4
10	No, Jin-Su	4	12	33%	1	2	2	0	3	1	0-6	0	1
11	Kang, Man-Boo	51	104	49%	8	9	0	6	6	0	0-31	0	8
12	Chung, Euy-Tak	0	0	0%	0	0	0	0	1	1	0-0	0	1
TOTALS		137	296	46%	27	24	5	10	18	3	4-215	3	36
SET 1 (15-6)	0:21	24	36	67%	2	3	1	2	3	0	0-36	1	4
SET 2 (14-16)	0:37	32	75	43%	9	5	0	3	3	0	0-51	1	12
SET 3 (13-15)	0:31	26	66	39%	6	6	2	1	4	1	0-41	0	7
SET 4 (15-7)	0:23	18	48	38%	4	4	0	1	1	0	2-33	0	4
SET 5 (15-12)	0:39	37	71	52%	6	6	2	3	7	1	2-54	1	9
MATCH TOTALS		137	296	46%	27	24	5	10	18	3	4-215	3	36

ARG (2-3)

NO.	NAME	ATTACK					BLOCK				SERVE		ERR TOT
		KIL	TOT	PCT	ERR	BLK	SOLO	AST	TOT	ERR	ACE-TOT	ERR	
1	Depalma, Esteban			DNP									
2	Castellani, Daniel	22	57	39%	11	3	1	8	10	1	0-35	7	20
3	Martinez, Esteban	27	58	47%	5	5	1	8	9	0	1-32	8	13
4	Wagenpfeil, Carlos	24	39	62%	3	2	0	6	6	0	0-34	0	5
5	Colla, Daniel			DNP									
6	Diz, Alejandro	0	1	0%	0	1	0	0	0	0	0-0	0	0
7	Conte, Hugo	34	73	47%	7	3	1	13	15	1	1-31	6	15
8	Kantor, Waldo	2	7	29%	2	0	0	4	4	0	1-36	0	2
9	Quiroga, Raul	1	6	17%	1	1	0	0	0	0	0-2	1	2
10	Uriarte, Jon	20	39	51%	3	0	2	7	11	2	1-28	1	6
11	Cuminetti, Akides	1	1	100%	0	0	0	0	0	0	0-2	0	0
12	Wiemes, Leonardo	0	0	0%	0	0	0	0	0	0	0-0	0	0
TOTALS		131	281	47%	32	15	5	22	31	4	4-200	23	63
SET 1 (6-15)	0:21	20	44	45%	5	3	1	2	3	0	0-27	4	10
SET 2 (16-14)	0:37	34	77	44%	7	3	1	5	7	1	3-53	7	15
SET 3 (15-13)	0:31	28	57	49%	7	3	1	6	7	0	0-42	4	11
SET 4 (7-15)	0:23	16	42	38%	8	1	0	4	6	2	0-26	4	15
SET 5 (12-15)	0:39	33	61	54%	5	5	2	5	8	1	1-52	4	12
MATCH TOTALS		131	281	47%	32	15	5	22	31	4	4-200	23	63

Men / Preliminary Pool
Group B Match 34/Aug 06

Hommes / poule preliminaire
Groupe b match 34/06 Aout

JPN (0-3)

NO.	NAME	ATTACK					BLOCK				SERVE		ERR TOT
		KIL	TOT	PCT	ERR	BLK	SOLO	AST	TOT	ERR	ACE-TOT	ERR	
1	Bobu, Koshi	2	7	29%	1	2	0	1	1	0	0-2	0	2
2	Shimomura, Eiji			DNP									
3	Mitake, Kazuya	0	0	0%	0	0	0	0	0	0	0-2	0	0
4	Misuhashi, Eizaburo	7	13	54%	0	2	0	0	1	1	0-10	1	3
5	Okuno, Hiroaki	0	1	0%	1	0	0	1	1	0	0-1	0	1
6	Furukawa, Yasushi	0	2	0%	0	0	0	1	1	0	1-14	1	1
7	Yamada, Shuji	2	4	50%	1	0	0	0	0	0	0-4	0	1
8	Tanaka, Mikiyasu	17	33	52%	1	0	1	1	2	0	1-28	0	1
9	Sugimoto, Kimio	15	31	48%	3	1	0	0	0	0	1-16	0	5
10	Iwata, Minoru	22	54	41%	5	6	1	0	2	1	1-17	4	13
11	Iwashima, Akihiro	0	0	0%	0	0	0	0	0	0	0-1	0	0
12	Kawai, Shunichi	9	18	50%	1	4	2	2	4	0	0-13	0	1
TOTALS		74	163	45%	13	15	4	3	9	2	4-108	6	28
SET 1 (10-15)	0:25	33	70	47%	4	4	0	1	3	2	3-47	2	10
SET 2 (8-15)	0:31	31	63	49%	6	8	1	1	2	0	0-39	3	11
SET 3 (9-15)	0:20	10	30	33%	3	3	3	1	4	0	1-22	1	7
MATCH TOTALS		74	163	45%	13	15	4	3	9	2	4-108	6	28

CAN (3-0)

NO.	NAME	ATTACK					BLOCK				SERVE		ERR TOT
		KIL	TOT	PCT	ERR	BLK	SOLO	AST	TOT	ERR	ACE-TOT	ERR	
1	Hoag, Glenn			DNP									
2	Danyluk, Terry	0	2	0%	1	0	0	0	0	0	0-2	0	2
3	Barrett, John	17	35	49%	6	1	2	1	3	0	1-22	2	9
4	Jones, Dave	0	0	0%	0	0	0	0	0	0	0-1	0	0
5	Gratton, Paul	23	37	62%	2	3	1	4	5	0	1-25	0	2
6	Couker, Al	11	16	69%	0	2	3	9	14	2	0-16	0	2
7	Jones, Tom	1	2	50%	0	0	0	0	1	1	1-25	0	0
9	Baxton, Don	13	22	59%	0	1	1	2	4	1	2-16	0	1
10	Wagner, Randy			DNP									
11	Ketrzynski, Alex			DNP									
12	Bacon, Rick	0	0	0%	0	0	0	0	0	0	0-4	0	0
15	Pischke, Garth	15	25	60%	2	0	0	6	6	0	0-14	2	4
TOTALS		80	139	58%	11	7	7	11	21	3	5-125	4	20
SET 1 (15-10)	0:35	36	61	59%	5	1	1	4	7	2	3-52	1	10
SET 2 (15-8)	0:31	26	45	58%	3	2	5	5	10	0	1-45	2	5
SET 3 (15-9)	0:20	18	33	55%	3	4	1	2	4	1	1-28	1	5
MATCH TOTALS		80	139	58%	11	7	7	11	21	3	5-125	4	20

Volleyball

Men / preliminary Pool
Group B Match 35/Aug 06

Hommes / poule preliminaire
Groupe b match 35/06 Aout

EGY (0-3)

NO.	NAME	ATTACK					ROCK				SERVE		ERR TOT
		KIL	TOT	PCT	ERR	BLK	SOLO	AST	TOT	ERR	ACE-TOT	ERR	
1	Abdelrahman, Khaled	3	10	30%	1	2	0	0	2	2	0-5	1	6
2	Abouelela, Mahmoud	0	1	0%	0	0	0	0	0	0	0-3	0	0
3	Elaskalani, Ahmed	4	9	44%	1	1	0	1	2	1	0-8	0	3
4	Awad, Esam	2	4	50%	0	0	1	0	1	0	2-4	0	0
5	Ramadan, Essam	1	1	100%	0	0	0	0	0	0	1-11	0	0
6	Abouzeid, Gaber	7	17	41%	2	0	1	1	2	0	0-8	0	2
7	Ehantawy, Shaaban	4	11	36%	1	2	1	1	2	0	0-6	0	3
8	Radwan, Hesham			DNP									
9	Elshamouty, Ahmed	11	25	44%	1	5	1	1	2	0	0-11	1	2
10	Elwassimy, Abdelhamed	14	29	48%	6	2	3	2	6	1	2-14	1	11
11	Abdelhamed, Mohamed			DNP									
12	Mohamed, Ehab	4	12	33%	0	1	0	1	1	0	0-5	0	0
TOTALS		50	119	42%	12	13	7	3	14	4	5-75	3	27
SET 1 (4-15)	0:14	12	28	43%	3	6	1	0	4	3	2-18	0	9
SET 2 (7-15)	0:26	22	59	37%	5	4	3	3	6	0	2-33	1	8
SET 3 (6-15)	0:17	16	32	50%	4	3	3	0	4	1	1-24	2	10
MATCH TOTALS		50	119	42%	12	13	7	3	14	4	5-75	3	27

ITA (3-0)

NO.	NAME	ATTACK					BLOCK				SERVE		ERR TOT
		KIL	TOT	PCT	ERR	BLK	SOLO	AST	TOT	ERR	ACE-TOT	ERR	
1	Negri, Marco			DNP									
2	Lucchetta, Pier Paolo	1	1	100%	0	0	0	0	0	0	0-1	0	0
3	Dametto, Gian Carlo	4	10	40%	0	0	1	6	7	0	2-21	0	0
4	Bertoli, Franco	15	25	60%	1	1	1	3	4</				



Men / Preliminary Pool
Team Standing - Group A / Aug. 06

Hommes / poule préliminaire
Classement des équipes-groupe a / 06 Aout

COUNTRY PAYS	MATCHES			SETS		POINTS		POINTS
	PLAYED JOUES	WON GAGNES	LOST PERDUS	WON GAGNES	LOST PERDUS	FOR POUR	AGAINST CONTRE	
1 BRA	4	3	1	10	4	191	144	7 *
2 USA	4	3	1	9	4	168	117	7 *
3 KOR	4	3	1	9	6	203	162	7 *
4 ARG	4	1	3	7	9	184	207	5
5 TUN	4	0	4	0	12	64	180	4

POOL PROGRESS/DEROULEMENT DE LA POULE

	BRA	ARG	KOR	TUN	USA
BRA	X	3-1	1-3	3-0	3-0
ARG	1-3	X	2-3	3-0	1-3
KOR	3-1	3-2	X	3-0	0-3
TUN	0-3	0-3	0-3	X	0-3
USA	0-3	3-1	3-0	3-0	X

* TIE IS BROKEN BY PERCENTAGE OF SETS AND POINTS SCORED/
BRIS D'EGALITE PAR POURCENTAGE DE SETS ET PAR POINTS MARQUES

Men / Preliminary Pool
Team Standing - Group B / Aug. 06

Hommes / poule préliminaire
Classement des équipes - groupe b / 06 Aout

COUNTRY PAYS	MATCHES			SETS		POINTS		POINTS
	PLAYED JOUES	WON GAGNES	LOST PERDUS	WON GAGNES	LOST PERDUS	FOR POUR	AGAINST CONTRE	
1 CAN	4	3	1	10	3	167	122	7 *
2 ITA	4	3	1	11	4	210	143	7 *
3 JPN	4	3	1	9	5	179	162	7 *
4 CHN	4	1	3	3	9	124	160	5
5 EGY	4	0	4	0	12	90	183	4

POOL PROGRESS/DEROULEMENT DE LA POULE

	EGY	CAN	CHN	JPN	ITA
EGY	X	0-3	0-3	0-3	0-3
CAN	3-0	X	3-0	3-0	1-3
CHN	3-0	0-3	X	0-3	0-3
JPN	3-0	0-3	3-0	X	3-2
ITA	3-0	3-1	3-0	2-3	X

* TIE IS BROKEN BY PERCENTAGE OF SETS AND POINTS SCORED/
BRIS D'EGALITE PAR POURCENTAGE DE SETS ET PAR POINTS MARQUES

Men / Semi-Finals
Match 41 / Aug 08

Hommes / demi-finales
match 41 / 06 Aout

KOR (3-1)

NO.	NAME	ATTACK					BLOCK				SERVE		ERR TOT
		KIL	TOT	PCT	ERR	BLK	SOLO	AST	TOT	ERR	ACE-TOT	ERR	
1	Lee, Jong-Kyung	18	34	53%	2	5	1	4	7	2	0-20	0	5
2	Kang, Doo-Tae	15	21	71%	1	3	0	1	2	1	1-25	1	4
3	Chang, Yoon-Chang	18	41	44%	0	6	1	2	5	2	1-31	2	4
4	Lee, Yong-Sun			DNP									
5	Lee, Bum-Joo	0	0	0%	0	0	0	0	0	0	0-1	0	0
6	Yang, Jin-Wung			DNP									
7	Moon, Yong-Kwan	8	18	44%	2	0	0	1	1	0	1-21	2	4
8	Yoo, Joong-Tak	2	5	40%	0	0	0	0	0	0	1-13	1	2
9	Kim, Ho-Chul	2	2	100%	0	0	0	1	1	0	1-21	0	0
10	No, Jin-Su	2	3	67%	1	0	0	1	1	0	0-5	0	2
11	Kang, Man-Boo	24	55	44%	7	3	2	5	9	2	0-20	0	10
12	Chung, Euy-Tak	1	1	100%	0	0	0	0	0	0	0-0	0	0
TOTALS		90	180	50%	13	17	4	7	18	7	5-157	6	31
	SET 1 (15-4) 0:16	16	25	64%	0	0	1	1	4	2	3-29	0	2
	SET 2 (15-11) 0:31	27	51	53%	3	5	1	2	7	4	1-48	4	12
	SET 3 (6-15) 0:21	12	31	39%	5	2	0	0	0	0	1-22	0	6
	SET 4 (19-17) 0:43	35	73	48%	5	10	2	4	7	1	0-58	2	11
MATCH TOTALS		90	180	50%	13	17	4	7	18	7	5-157	6	31

CHN (1-3)

NO.	NAME	ATTACK					BLOCK				SERVE		ERR TOT
		KIL	TOT	PCT	ERR	BLK	SOLO	AST	TOT	ERR	ACE-TOT	ERR	
1	Yan, Jianming	32	58	55%	7	3	0	5	5	0	3-20	2	9
2	Song, Jinwei	12	29	41%	4	2	0	11	13	2	2-27	4	10
3	Yu, Juemin	12	21	57%	1	2	0	7	8	1	0-25	1	3
4	Zhai, Jixin			DNP									
5	Zhang, Yousheng	0	0	0%	0	0	0	1	1	0	0-0	0	0
6	Yang, Liqun	1	5	20%	1	0	0	1	1	0	0-6	0	1
7	Cao, Ping	0	0	0%	0	0	0	0	1	0	0-0	0	2
8	Shen, Keqin	1	4	25%	1	1	0	1	1	0	0-17	5	6
9	Zuo, Yue	1	4	25%	2	0	0	0	1	1	0-2	0	3
10	Xiao, Jinsong			DNP									
11	Zhao, Duo	21	41	51%	3	1	1	5	8	2	3-36	1	8
12	Liu, Changcheng	11	26	42%	3	1	0	8	10	2	0-15	4	9
TOTALS		91	188	48%	22	10	1	18	28	9	8-148	17	51
	SET 1 (4-15) 0:16	13	31	42%	6	2	0	0	2	2	1-18	1	11
	SET 2 (11-15) 0:31	25	52	48%	6	3	1	4	7	2	2-43	8	17
	SET 3 (15-6) 0:21	20	33	61%	2	0	0	3	5	2	2-30	2	6
	SET 4 (17-19) 0:43	33	72	46%	8	5	0	11	14	3	3-57	6	17
MATCH TOTALS		91	188	48%	22	10	1	18	28	9	8-148	17	51

Men / Semi-Finals
Match 42 / Aug06

Hommes / demi-finales
match 42 / 06 Aout

JPN (1-3)

NO.	NAME	ATTACK					BLOCK				SERVE		ERR TOT
		KIL	TOT	PCT	ERR	BLK	SOLO	AST	TOT	ERR	ACE-TOT	ERR	
1	Sobu, Koshi	0	3	0%	1	0	0	0	1	1	0-2	0	2
2	Shimomura, Eiji			DNP									
3	Mitake, Kazuya	1	2	50%	0	0	0	0	0	0	0-6	1	1
4	Mitsuhashi, Eizaburo	18	29	62%	1	1	2	1	3	0	1-25	4	6
5	Okuno, Miroaki	2	3	67%	0	0	0	0	0	0	0-6	0	0
6	Furukawa, Yasushi	6	7	86%	0	0	0	0	0	0	1-14	1	1
7	Yamada, Shuji	1	2	50%	0	0	0	0	0	0	0-2	0	0
8	Tanaka, Mikiyasu	16	42	38%	4	5	1	4	5	0	1-25	3	9
9	Sugimoto, Kimio	10	36	28%	6	6	0	2	2	0	1-18	2	9
10	Iwata, Minoru	20	39	51%	6	1	0	3	3	0	1-20	3	10
11	Iwashima, Akihiro	0	0	0%	0	0	0	0	0	0	0-2	0	0
12	Kawai, Shunichi	7	20	35%	0	2	0	6	6	0	2-22	0	0
TOTALS		81	183	44%	18	15	3	8	12	1	7-142	14	38
	SET 1 (15-9) 0:30	31	57	54%	3	2	0	2	2	0	4-48	6	11
	SET 2 (10-15) 0:25	22	48	46%	5	6	2	2	4	0	0-35	2	7
	SET 3 (10-15) 0:22	12	37	32%	5	3	1	2	3	0	2-28	3	10
	SET 4 (11-15) 0:24	16	41	39%	5	4	0	2	3	1	1-31	3	10
MATCH TOTALS		81	183	44%	18	15	3	8	12	1	7-142	14	38

ARG (3-1)

NO.	NAME	ATTACK					BLOCK				SERVE		ERR TOT
		KIL	TOT	PCT	ERR	BLK	SOLO	AST	TOT	ERR	ACE-TOT	ERR	
1	Depalma, Esteban			DNP									
2	Castellani, Daniel	14	35	40%	4	2	1	7	8	0	0-21	2	10
3	Martinez, Esteban	18	34	53%	4	0	1	1	4	2	1-21	2	8
4	Wagenpfeil, Carlos	5	10	50%	2	1	1	3	4	0	0-11	0	2
5	Colla, Daniel			DNP									
6	Diz, Alejandro			DNP									
7	Conte, Hugo	18	33	55%	4	1	1	5	7	1	3-38	3	9
8	Kantor, Waldo	0	2	0%	0	2	0	1	1	0	0-27	1	1
9	Quiroga, Raul	25	45	56%	6	5	0	2	3	1	0-14	2	9
10	Uriarte, Jon	13	22	59%	1	0	0	4	5	1	0-16	0	2
11	Cuminetti, Alcides	0	1	0%	0	0	0	1	1	0	0-1	0	0
12	Wiernes, Leonardo	0	0	0%	0	0	0	0	0	0	0-0	0	0
TOTALS		93	182	51%	21	11	4	12	21	5	4-149	10	41
	SET 1 (9-15) 0:30	27	59	46%	7	2	1	2	4	1	2-43	2	13
	SET 2 (15-10) 0:25	26	44	59%	3	4	1	5	6	0	0-40	3	6
	SET 3 (15-10) 0:22	19	37	51%	3	3	1	2	6	3	2-32	3	10
	SET 4 (15-11) 0:24	21	42	50%	8	2	1	3	5	1	0-34	2	12
MATCH TOTALS		93	182	51%	21	11	4	12	21	5	4-149	10	41

Men / Finale (9th and 10th Places)
Match 43 / Aug 08

Hommes / finale (9eme et 10eme places)
match 43 / 08 Aout

TUN (3-2)

NO.	NAME	ATTACK					BLOCK				SERVE		ERR TOT
		KIL	TOT	PCT	ERR	BLK	SOLO	AST	TOT	ERR	ACE-TOT	ERR	
1	Laridhi, Faycal	12	34	35%	1	3	2	5	7	0	2-21	0	2
2	Sarsar, Mohamed	0	7	0%	2	0	0	1	1	0</			

Volleyball

Men / Semi-Finals
Match 44 / Aug 08

Hombres / demi-finales
match 44 / 08 Aout

ITA (1-3)

NO.	NAME	ATTACK				BLOCK				SERVE		ERR TOT	
		KIL	TOT	PCT	ERR	BLK	SOLO	AST	TOT	ERR	ACE-TOT		ERR
1	Negri, Marco	2	3	67%	1	0	0	1	1	0	0-1	0	1
2	Lucchetta, Pier Paolo	0	0	0%	0	0	0	0	0	0	0-0	0	0
3	Dametto, Gian Carlo	6	12	50%	0	0	1	3	4	0	0-15	2	3
4	Bertoli, Franco	16	36	44%	2	6	0	2	4	2	0-14	1	7
5	Dall'Olio, Francesco	0	1	0%	0	0	0	0	0	0	0-1	0	0
6	Rebaudengo, Piero	0	5	0%	1	1	1	0	1	0	0-14	2	3
7	Errichiello, Giovanni	12	24	50%	4	4	0	0	0	0	1-24	1	8
8	De Luigi, Guido	2	3	67%	0	1	0	0	0	0	0-4	0	1
9	Vullo, Fabio	5	12	42%	1	2	0	2	2	0	0-7	1	3
10	Lanfranco, Giovanni	7	12	58%	1	1	0	0	0	0	0-14	2	3
11	Vecchi, Paolo	8	12	67%	2	1	0	0	0	0	1-10	0	3
12	Lucchetta, Andrea	0	0	0%	0	0	0	0	0	0	0-1	1	1
TOTALS		58	120	48%	12	16	2	4	8	2	2-105	10	33
SET 1 (15-12)	0:25	24	39	62%	2	3	1	3	4	0	1-41	1	4
SET 2 (2-15)	0:13	6	18	33%	5	2	0	1	3	2	0-13	4	15
SET 3 (3-15)	0:19	14	32	44%	4	3	0	0	0	0	1-22	1	7
SET 4 (5-15)	0:25	14	31	45%	1	8	1	0	1	0	0-29	4	7
MATCH TOTALS		58	120	48%	12	16	2	4	8	2	2-105	10	33

BRA (3-1)

NO.	NAME	ATTACK				BLOCK				SERVE		ERR TOT	
		KIL	TOT	PCT	ERR	BLK	SOLO	AST	TOT	ERR	ACE-TOT		ERR
1	Rezende, Bernardo			DNP									
2	Oliveira Neto, Mario Xando	21	29	72%	1	2	1	3	7	3	0-20	1	5
3	Ribeiro, Antonio			DNP									
4	Montanaro Junior, Jose	15	22	68%	3	2	4	4	9	1	3-22	3	7
5	Nascimento, Ruy Campos			DNP									
6	Zotto, Ranan	4	8	50%	1	0	0	0	0	0	0-8	3	4
7	Silva, William	5	8	63%	1	0	1	2	4	1	4-31	5	7
8	Ribeiro, Amauri	16	20	80%	1	1	0	4	6	2	0-21	4	7
9	Freire, Marcus			DNP									
10	Lampariello Neto, Domingos	1	2	50%	0	0	0	0	0	0	0-0	0	0
12	Rajzman, Bernard	16	28	57%	1	1	1	1	2	0	0-16	2	3
14	D'Avila, Fernando	8	14	57%	3	0	1	4	5	0	0-18	0	4
TOTALS		86	131	66%	11	6	8	10	25	7	7-136	18	37
SET 1 (12-15)	0:25	29	45	64%	5	4	1	2	5	2	1-38	3	11
SET 2 (15-2)	0:13	11	15	73%	0	1	0	2	3	1	2-26	5	6
SET 3 (15-3)	0:19	21	29	72%	1	0	3	2	5	0	3-33	4	5
SET 4 (15-5)	0:28	25	42	60%	5	1	4	4	12	4	1-39	6	15
MATCH TOTALS		86	131	66%	11	6	8	10	25	7	7-136	18	37

Men / Semi-Finals
Match 45 / Aug 08

Hombres / demi-finales
match 45 / 08 Aout

CAN (0-3)

NO.	NAME	ATTACK				BLOCK				SERVE		ERR TOT	
		KIL	TOT	PCT	ERR	BLK	SOLO	AST	TOT	ERR	ACE-TOT		ERR
1	Hoag, Glenn										0-12	0	2
2	Danylyuk, Terry	0	2	0%	1	0	0	0	0	0	0-7	0	1
3	Barrett, John	8	29	28%	6	2	3	1	5	1	0-13	3	10
4	Jones, Dave			DNP									
5	Gratton, Paul	18	31	58%	3	0	2	1	3	0	0-14	0	3
6	Coulter, Al	1	2	50%	1	0	0	0	0	0	0-4	0	2
7	Jones, Tom	1	3	33%	0	0	0	0	0	0	0-10	1	1
9	Baxton, Don	9	21	43%	1	3	2	2	4	0	0-10	1	2
10	Wagner, Randy	11	17	65%	0	0	0	2	3	1	0-7	0	1
11	Ketrzynski, Alex	0	6	0%	1	0	0	1	2	1	0-4	1	3
12	Bacon, Rick	0	0	0%	0	0	0	0	0	0	0-3	0	0
15	Pischke, Ganh	11	26	42%	2	1	1	3	4	0	0-9	1	4
TOTALS		60	140	43%	16	6	8	5	17	4	0-93	7	29
SET 1 (6-15)	0:25	22	52	42%	6	2	4	0	5	1	0-32	3	11
SET 2 (10-15)	0:29	24	51	47%	7	2	0	3	4	1	0-35	3	12
SET 3 (7-15)	0:25	14	37	38%	3	2	4	2	8	2	0-26	1	6
MATCH TOTALS		60	140	43%	16	6	8	5	17	4	0-93	7	29

USA (3-0)

NO.	NAME	ATTACK				BLOCK				SERVE		ERR TOT	
		KIL	TOT	PCT	ERR	BLK	SOLO	AST	TOT	ERR	ACE-TOT		ERR
1	Dvorak, Dusty	1	3	33%	0	2	1	1	2	0	0-15	1	1
2	Baunders, Dave			DNP									
3	Balmors, Steve			DNP									
4	Bundedand, Paul			DNP									
5	Duwelius, Rich			DNP									
6	Timmons, Steve	20	31	65%	4	1	0	3	3	0	0-22	1	5
7	Buck, Craig	11	25	44%	3	2	1	1	4	2	1-14	0	5
9	Waldie, Marc	0	0	0%	0	0	0	0	0	0	0-2	0	0
10	Marlowe, Chris	0	0	0%	0	0	0	0	0	0	0-3	1	1
12	Berins, Aldis	5	14	36%	0	2	0	1	1	0	2-24	1	1
13	Powers, Pat	24	40	60%	2	2	0	2	2	0	1-16	3	5
15	Kiraly, Karch	15	29	54%	0	3	1	1	2	0	0-17	0	0
TOTALS		76	142	54%	9	12	3	4	9	2	4-113	7	18
SET 1 (15-6)	0:25	27	52	52%	1	3	0	2	3	1	2-40	4	6
SET 2 (15-10)	0:29	24	50	48%	7	3	2	1	3	0	1-40	1	8
SET 3 (15-7)	0:25	25	40	63%	1	6	1	1	3	1	1-33	2	4
MATCH TOTALS		76	142	54%	9	12	3	4	9	2	4-113	7	18

Volleyball

Men / Final (7th and 8th Places)
Match 46 / Aug 10

Hombres / finale (7eme and 8eme places)
match 46 / 10 Aout

JPN (3-0)

NO.	NAME	ATTACK				BLOCK				SERVE		ERR TOT	
		KIL	TOT	PCT	ERR	BLK	SOLO	AST	TOT	ERR	ACE-TOT		ERR
1	Bobu, Koshi			DNP									
2	Shimomura, Eiji			DNP									
3	Mitake, Kazuya			DNP									
4	Mitsuhashi, Eizaburo	11	20	55%	1	1	0	1	3	2	1-27	1	5
5	Okuno, Hiroaki	3	10	30%	0	1	0	0	0	0	0-5	2	3
6	Furukawa, Yasushi	4	5	80%	0	0	1	2	4	1	0-15	1	2
7	Yamada, Shuji	0	0	0%	0	0	0	0	0	0	0-0	0	0
8	Tanaka, Mikiyasu	13	25	52%	1	2	1	1	2	0	1-27	0	1
9	Bugimoto, Kimio	10	21	48%	2	3	0	0	1	1	0-16	1	4
10	Iwata, Minoru	21	41	51%	1	4	0	0	0	0	5-19	5	7
11	Iwashima, Akihiro	0	0	0%	0	0	0	0	0	0	0-2	0	0
12	Kawai, Shunichi	20	28	71%	0	1	1	2	4	1	0-16	0	1
TOTALS		82	150	55%	5	12	3	3	11	5	7-127	10	23
SET 1 (16-14)	0:37	35	69	51%	3	5	1	1	5	3	3-54	7	16
SET 2 (15-9)	0:29	27	41	66%	1	4	1	1	4	2	2-42	1	4
SET 3 (15-6)	0:20	20	40	50%	1	3	1	1	2	0	2-31	2	3
MATCH TOTALS		82	150	55%	5	12	3	3	11	5	7-127	10	23

NOTE: Shimomura was subsequently disqualified as his doping tests proved positive.

CHN (0-3)

NO.	NAME	ATTACK				BLOCK				SERVE		ERR TOT	
		KIL	TOT	PCT	ERR	BLK	SOLO	AST	TOT	ERR	ACE-TOT		ERR
1	Yan, Jianming	19	37	51%	3	2	0	3	3	0	1-16	2	5
2	Song, Jinwei	11	25	44%	3	1	2	8	12	2	0-16	2	9
3	Yu, Juemin	10	16	63%	1	0	0	2	2	0	1-18	1	2
4	Zhai, Jixin	0	1	0%	0	0	0	0	0	0	0-1	1	2
5	Zhang, Yousheng	0	2	0%	0	0	0	0	0	0	0-0	0	0
6	Yang, Liqun	0	1	0%	0	0	0	0	0	0	0-3	0	0
7	Cao, Ping	0	0	0%	0	0	0	0	0	0	0-0	0	0
8	Shen, Keqin	3	5	60%	1	0	0	0	1	1	0-17	4	6
9	Zuo, Yue	5	9	56%	2	0	0	1	1	0	0-7	0	2
10	Xiao, Jinsong			DNP									
11	Zhao, Duo	15	24	63%	2	2	0	1	1	0	2-25	1	4
12	Liu, Changcheng	11	22	50%	2	1	0	6	7	1	0-11	2	8
TOTALS		74	142	52%	14	6	2	12	18	4	4-114	13	38
SET 1 (14-16)	0:37	31	59	53%	5	2	0	5	8	3	3-53	6	17
SET 2 (9-15)	0:29	27	46	59%	3	2	1	3	5	1	1-38	6	13
SET 3 (6-15)	0:20	16	37	43%	6	2	1	4	5	0	0-23	1	8
MATCH TOTALS		74	142	52%	14	6	2	12	18	4	4-114	13	38

Men / Final (5th and 6th Places)
Match 47 / Aug 10

Hombres / finale (5eme et 6eme places)
match 47 / 10 Aout

KOR (3-7)

NO.	NAME	ATTACK				BLOCK				SERVE		ERR TOT
		KIL	TOT	PCT	ERR	BLK	SOLO	AST	TOT	ERR	ACE-TOT	
1	Lee, Jong-Kyung	14	28	50%	0	4	2	7	9			



Men / Final (3rd and 4th Places)
Match 48 / Aug 11

Hommes / finale (3eme et 4eme places)
match 48 / 11 Aout

NO.	NAME	ATTACK					BLOCK				SERVE		ERR
		KIL	TOT	PCT	ERR	BLK	SOLO	AST	TOT	EBB	ACE-TOT	ERR	
1	Hoag, Glenn												
				DNP									
2	Danyluk, Terry	5	13	38%	3	2	0	5	5	0	0-12	0	3
3	Barrett, John	15	43	35%	8	3	0	1	2	1	2-15	2	11
4	Jones, Dave	0	0	0%	0	0	0	0	0	0	0-2	0	0
5	Gratton, Paul	21	36	58%	4	2	1	1	2	0	0-19	0	5
6	Coulter, Al	1	2	50%	0	0	0	1	2	1	0-4	0	2
7	Jones, Tom	0	2	0%	0	0	0	1	1	0	0-18	0	0
9	Saxton, Don	9	27	33%	1	1	0	1	2	1	0-8	0	2
10	Wagner, Randy			DNP									
11	Ketrzynski, Alex	2	3	67%	0	0	0	0	0	0	0-5	0	0
12	Bacon, Rick	0	0	0%	0	0	0	0	0	0	0-5	0	1
15	Pischke, Garth	6	13	46%	1	1	1	5	8	2	1-11	2	5
TOTALS		59	139	42%	17	9	2	7	14	5	3-99	4	29
	SET 1 (11-15)	15	42	36%	6	3	0	2	4	2	1-29	1	11
	SET 2 (12-15)	22	50	44%	6	3	2	4	8	2	1-39	2	11
	SET 3 (8-15)	22	47	47%	5	3	0	1	2	1	1-31	1	7
MATCH TOTALS		59	139	42%	17	9	2	7	14	5	3-99	4	29

ITA (3-0)

NO.	NAME	ATTACK					BLOCK				SERVE		ERR
		KIL	TOT	PCT	ERR	BLK	SOLO	AST	TOT	EBB	ACE-TOT	ERR	
1	Negri, Marco												
				DNP									
2	Lucchetta, Pier Paolo	1	1	100%	0	0	0	0	0	0	0-0	0	0
3	Dametto, Gian Carlo	3	7	43%	0	1	0	0	0	0	1-13	0	0
4	Bertoli, Franco	21	33	64%	2	4	0	3	5	2	0-22	1	7
5	Dall'Olio, Francesco	0	0	0%	0	0	0	0	0	0	0-0	0	0
6	Rebaudengo, Piero	2	7	29%	2	0	0	3	3	0	0-14	0	2
7	Errichiello, Giovanni	19	39	49%	5	1	0	0	1	1	1-15	2	9
8	De Luigi, Guido	5	11	45%	2	0	1	0	2	1	0-12	1	4
9	Vullo, Fabio	8	18	44%	2	1	1	1	2	0	0-16	1	4
10	Lanfranco, Giovanni	9	20	45%	1	2	2	5	8	1	2-19	1	3
11	Vecchi, Paolo	2	4	50%	1	0	0	0	0	0	0-1	0	1
12	Lucchetta, Andrea			DNP									
TOTALS		70	140	50%	15	9	4	6	15	5	4-112	6	30
	SET 1 (15-11) 0:21	18	38	47%	6	2	1	2	5	2	2-33	3	12
	SET 2 (15-12) 0:28	27	56	48%	4	6	1	2	5	2	1-41	2	10
	SET 3 (15-8) 0:26	25	46	54%	5	1	2	2	5	1	1-38	1	8
MATCH TOTALS		70	140	50%	15	9	4	6	15	5	4-112	6	30

Men / Final (1st and 2nd Places)
Match 49 / Aug 11

Hommes / finale (1ere et 2eme places)
match 49 / 11 Aout

USA (3-0)

NO.	NAME	ATTACK					BLOCK				SERVE		ERR
		KIL	TOT	PCT	ERR	BLK	SOLO	AST	TOT	ERR	ACE-TOT	EBB	
1	Dvorak, Dusty	1	3	33%	0	0	1	2	4	1	0-17	0	1
2	Saunders, Dave			DNP									
3	Salmons, Steve			DNP									
4	Sunderland, Paul			DNP									
5	Duwellius, Rich			DNP									
6	Timmons, Steve	17	26	65%	3	1	1	3	4	0	0-21	1	4
7	Buck, Craig	9	14	64%	0	0	0	7	7	0	0-18	1	1
9	Waldie, Marc	0	0	0%	0	0	0	0	0	0	0-1	0	1
10	Marlowe, Chris	0	0	0%	0	0	0	0	0	0	0-4	0	0
12	Berzins, Aldis	7	13	54%	2	0	1	6	8	1	0-21	1	5
13	Powers, Pat	22	37	59%	5	2	0	1	2	1	0-13	1	7
15	Kiraly, Karch	10	22	45%	2	1	0	2	3	1	0-20	0	3
TOTALS		66	115	57%	12	4	3	10	17	4	0-115	4	22
	SET 1 (15-6) 0:24	17	38	45%	4	3	1	5	8	2	0-39	1	7
	SET 2 (15-6) 0:23	24	35	69%	4	1	0	1	1	0	0-33	1	6
	SET 3 (15-7) 0:31	25	42	60%	4	0	2	4	8	2	0-43	2	9
BATCH TOTALS		66	115	57%	12	4	3	10	17	4	0-115	4	22

BRA (0-3)

NO.	NAME	ATTACK					BLOCK				SERVE		ERR
		KIL	TOT	PCT	ERR	BLK	SOLO	AST	TOT	ERR	ACE-TOT	EBB	
1	Rezende, Bernardo	0	0	0%	0	0	0	0	0	0	0-0	0	0
2	Oliviera Neto, Mario Xando	19	32	59%	3	1	0	2	2	0	0-15	5	8
3	Rio, Antonio	1	3	33%	1	1	0	0	0	0	0-0	0	1
4	Montanaro Junior, Jose	3	11	27%	0	3	0	2	2	0	0-3	2	2
5	Nascimento, Ruy Campos			DNP									
6	Zotto, Ranan	10	24	42%	4	2	0	0	0	0	2-15	2	6
7	Silva, William	0	5	0%	0	0	0	1	2	1	0-13	2	3
8	Ribeiro, Amauri	10	17	59%	3	0	1	0	1	0	0-12	2	6
9	Freire, Marcus			DNP									
10	Lampariello Neto, Domingos	3	8	38%	2	1	0	1	1	0	0-4	0	2
12	Rajzman, Bernard	12	25	48%	2	5	0	0	1	1	0-15	0	3
14	D'Avila, Fernando	5	7	71%	1	0	0	1	2	1	0-13	2	4
TOTALS		63	132	48%	16	13	1	3	7	3	2-90	15	35
	SET 1 (6-15) 0:24	20	48	42%	5	6	0	3	5	2	0-30	7	15
	SET 2 (6-15) 0:23	17	35	49%	5	1	1	0	1	0	1-25	3	8
	SET 3 (7-15) 0:31	26	49	53%	6	6	0	0	1	1	1-35	5	12
MATCH TOTALS		63	132	48%	16	13	1	3	7	3	2-90	15	35

Statistical Leaders / Meilleurs marqueurs

Total Kills / Smashes gagnants		Solo Blocks / Contres en solo	
Man-Soo Kang (CHN)	156	Huge Conte (ARG)	14
Franco Bertoli (ITA)	128	Paul Gratton (CAN)	10
Raul Quiroga (ARG)	122	Jong-Kyung Lee (KOR)	10
Hugo Conte (ARG)	116	Shunichi Kawai (JPN)	9
Neto Oliveira (BRA)	116	John Barratt (CAN)	8
Total Blocks / Contres réussis		Serving Aces / Aces	
Huge Conte (ARG)	57	Jose Montanaro (BRA)	18
Giovanni Lanfranco (ITA)	45	William Silva (BRA)	16
Jinwei Song (CHN)	44	Hugo Conte (ARG)	11
Shunichi Kawai (JPN)	43	Minora Iwata (JPN)	8
Jong-Kyung Lee (KOR)	41	Giovanni Lanfranco (ITA)	7
Kill % / Smashes gagnants %		Perfect Receptions / Retours gagnants	
Jose Montanaro (BRA)	64	Aldis Berzins (USA)	196
Antonio Ribeiro (BRA)	63	Duo Zhao (CHN)	166
Eizaburo Mitsuhashi (JPN)	61	Antonio Ribeiro (BRA)	143
Pat Powers (USA)	58	Esteban Martinez (ARG)	135
Al Coulter (CAN)	58	Karch Kiraly (USA)	132
Guido De Luigi (ITA)	58		

Match Summary

Match sommaire

Match	Pool	Attendance
1	A KOR 3 TUN 0	12,033
2	B JPN 3 CHN 0	12,033
3	A USA 3 ARG 1	12,033
4	B ITA 3 CAN 1	12,033
9	B CAN 3 EGY 0	8,262
10	B ITA 3 CHN 0	8,262
11	A BRA 3 ARG 1	9,495
12	A USA 3 TUN 0	9,495
17	B CHN 3 EGY 0	12,033
18	A BRA 3 TUN 0	12,033
19	B JPN 3 ITA 2	12,033
20	A USA 3 KOR 0	12,033
25	A ARG 3 TUN 0	12,033
26	A KOR 3 BRA 1	12,033
27	B JPN 3 EGY 0	12,033
28	B CAN 3 CHN 0	12,033
33	A KOR 3 ARG 2	12,033
34	B CAN 3 JPN 0	12,033
35	B ITA 3 EGY 0	12,033
36	A BRA 3 USA 0	12,033
41	KOR 3 CHN 1	12,033
42	ARG 3 JPN 1	12,033
43	TUN 3 EGY 2	12,033
44	BRA 3 ITA 1	12,033
45	USA 3 CAN 0	12,033
46	JPN 3 CHN 0	12,033
47	KOR 3 ARG 1	12,033
48	ITA 3 CAN 0	12,033
49	USA 3 BRA 0	12,033

Men's Semi-Finals
Men's Semi-Finals
9th/10th
Men's Semi-Finals
Men's Semi-Finals
7th/8th
5th/6th
3rd/4th
1st/2nd

Weightlifting / Haltérophile

Officials

International Weightlifting Federation (IWF)
 President / président
 Secretary-General / secrétaire-general
 Technical Delegates / delegues techniques

Gottfried Schoedl (AUT)
 Tamas Ajan (HUN)
 Tamas Ajan (HUN)
 Lazar Baroga (ROM)

LAOOC Administrative staff / Personnel Administratif de LAOOC
 Commissioner / commissaire
 Competition Director / directeur de compétition
 Venue Manager / manager de la venue
 Sports Manager / manager du sport

Donn Moomaw
 Jim Schmitz
 Charles Cone
 Jim Gross

Participants/Participants

Men Hommes	Competitors Compétiteurs	Countries Pays
Flyweight / poids mouche (52 kg)	20	20
Bantamweight / poids coq (56 kg)	20	20
Featherweight / poids plume (60 kg)	21	21
Lightweight / poids léger (67.5 kg)	19	19
Middleweight / poids moyen (75 kg)	21	21
Light-Heavyweight / poids mi-lourd (82.5 kg)	19	19
Middle-Heavyweight / poids moyen lourd (90 kg)	26	26
First Heavyweight / premier poids lour (100 kg)	16	16
Second Heavyweight / deuxième poids lourd (110 kg)	15	15
Super Heavyweight / poids super-lourd (110+kg)	9	9

Legend/Legende

🏆
 = 🏆
 AB
 DQ


new Olympic record / nouveau record olympique
 equals Olympic record / record olympique égalé
 abandon / abandon
 disqualification / disqualification

EL
 W
 X

eliminated / éliminé
 withdrew due to injury / abandon sur blessure
 missed attempt / essai manqué

Albert Gersten Pavillion,
 Loyola Marymount University,
 Westchester (4,500)





Weightlifting

Up To 52 Kg
Group A+ B - Snatch/July29

Jusqu'a 52 kg
Groupe a + b - arrache/ 29 Juil

RANK RANG	NAME	CTRY	KG	GR	ATTEMPT/ESSAI			RESULTS RESULTATS
					1	2	3	
1	Zhou,Peishun	CHN	51.80	A	105.0X	105.0	107.5	107.5
2	Miyashita,Hidemi	JPN	51.90	A	107.5X	107.5X	107.5	107.5
3	Zeng,Guoqiang	CHN	51.70	A	100.0X	100.0	105.0	105.0
4	Suryaman,Maman	INA	51.70	A	102.5	107.5X	107.5X	102.5
5	Manabe,Kazushito	JPN	51.80	A	102.5	107.5X	107.5X	102.5
6	Kannan,Mahendran	IND	51.95	B	92.5	97.5	100.0	100.0
7	Bang,HyoMun	KOR	51.95	A	92.5	100.0X	100.0	100.0
8	Erdogan,Levent	TUR	51.85	A	95.0X	95.0	97.5X	95.0
9	Daloya,Meir	ISR	51.85	A	90.0	95.0	97.5X	95.0
10	DiazLopez,Jose	PAN	51.90	B	90.0X	90.0	95.0	95.0
11	Chung,Yung-Chi	TPE	51.95	A	95.0	100.0X	100.0X	95.0
12	Elsayed,Elsayed	EGY	51.65	B	87.5	92.5X	92.5	92.5
13	Chen,Shen-Yuan	TPE	51.70	B	82.5	90.0X	90.0	90.0
14	Antonio,Quintana	COL	51.75	B	90.0	95.0X	95.0X	90.0
15	Oscar,Penagos	COL	51.90	B	85.0	90.0X	90.0	90.0
16	Saez,Julio	ESP	51.95	A	90.0	95.0X	95.0X	90.0
17	Diniz,Raul	POR	51.85	B	82.5	87.5X	87.5X	82.5
18	Silva,SunilMunic	SRI	51.55	B	75.0X	75.0	80.0	80.0
	MallaVenkata,Manikyalu	IND	51.60	B	85.0X	85.0X	85.0X	0.0
	Tarha,Mahmoud	LIB	51.85	A	97.5	102.5X	102.5	DQ

Up To 52 Kg
Group A + B - Clean And Jerk / July 29

Jusqu'a 52 kg
Groupe a + b - epaule et jete/ 29 Juil

RANK: RANG	NAME	CTRY	KG	GR	ATTEMPT/ESSAI			RESULTS RESULTATS
					1	2	3	
1	Zeng.Guoqiang	CHN	51.70	A	130.0	135.0X	135.0X	130.0
2	Manabe,Kazushito	JPN	51.80	A	125.0	130.0X	130.0	130.0
3	Zhou,Peishun	CHN	51.80	A	127.5	132.5X	132.5X	127.5
4	Suryaman,Maman	INA	51.70	A	125.0	130.0X	130.0X	125.0
5	DiazLopez,Jose	PAN	51.90	B	120.0	125.0X	125.0	125.0
6	Bang,HyoMun	KOR	51.95	A	117.5	125.0	127.5X	125.0
7	Miyashita,Hidemi	JPN	51.90	A	122.5	127.5X	127.5X	122.5
8	Erdogan,Levent	TUR	51.85	A	120.0	125.0X	125.0X	120.0
9	Daloya,Meir	ISR	51.85	A	120.0	125.0X	125.0X	120.0
10	Elsayed,Elsayed	EGY	51.65	B	117.5X	117.5	122.5X	117.5
11	Antonio,Quintana	COL	51.75	B	117.5X	117.5	122.5X	117.5
12	Chung,Yung-Chi	TPE	51.95	A	112.5	117.5	120.0X	117.5
13	Oscar,Penagos	COL	51.90	B	110.0	115.0	117.5X	115.0
14	Kannan,Mahendran	IND	51.95	B	110.0	115.0	120.0X	115.0
15	Chen,Shen-Yuan	TPE	51.70	B	105.0	110.0X	110.0	110.0
16	Silva,SunilMunic	SRI	51.55	B	95.0	100.0	107.5X	100.0
	Saez,Julio	ESP	51.95	A	115.0X	120.0X	125.0X	0.0
	Diniz,Raul	POR	51.85	B	115.0X	115.0X	115.0X	0.0
	MallaVenkata,Manikyalu	IND	51.60	B				EL
	Tarha,Mahmoud	LIB	51.85	A	127.5	132.5X	132.5X	DQ

Up To 52 Kg
Group A + B - Snatch + Clean And Jerk/ July 29

Jusqu'a 52 kg
Groupe a + b - arrache + epaule et jete/29 Juil

RANK RANG NO.	NAME	CTRY	KG	GR	1		2		TOTAL
					1	2	1	2	
1	Zeng.Guoqiang	CHN	51.70	A	105.0	130.0	235.0	235.0	
2	Zhou,Peishun	CHN	51.80	A	107.5	127.5	235.0	235.0	
3	Manabe,Kazushito	JPN	51.80	A	102.5	130.0	232.5	232.5	
4	Miyashita,Hidemi	JPN	51.90	A	107.5	122.5	230.0	230.0	
5	Suryaman,Maman	INA	51.70	A	102.5	125.0	227.5	227.5	
6	Bang,HyoMun	KOR	51.95	A	100.0	125.0	225.0	225.0	
7	DiazLopez,Jose	PAN	51.90	B	95.0	125.0	220.0	220.0	
a	Erdogan,Levent	TUR	51.85	A	95.0	120.0	215.0	215.0	
9	Daloya,Meir	ISR	51.85	A	95.0	120.0	215.0	215.0	
10	Kannan,Mahendran	IND	51.95	B	100.0	115.0	215.0	215.0	
11	Chung,Yung-Chi	TPE	51.95	A	95.0	117.5	212.5	212.5	
12	Elsayed,Elsayed	EGY	51.65	B	92.5	117.5	210.0	210.0	
13	Antonio,Quintana	COL	51.75	B	90.0	117.5	207.5	207.5	
14	Oscar,Penagos	COL	51.90	B	90.0	115.0	205.0	205.0	
15	Chen,Shen-Yuan	TPE	51.70	B	90.0	110.0	200.0	200.0	
16	Silva,SunilMunic	SRI	51.55	B	80.0	100.0	180.0	180.0	
	Diniz,Raul	POR	51.85	B	82.5	0.0	0.0	0.0	
	Saez,Julio	ESP	51.95	A	90.0	0.0	0.0	0.0	
	MallaVenkata,Manikyalu	IND	51.60	B	0.0	EL	EL	EL	
	Tarha,Mahmoud	LIB	51.85	A	102.5	127.5	DQ	DQ	

Up To 56 Kg
Group A + B-Snatch/July30

Jusqu'a 56 kg
Groupe a + b-arrache/30Juil

RANK RANG	NAME	CTRY	KG	GR	ATTEMPT/ESSAI			RESULTS RESULTATS
					1	2	3	
1	Lai,Runming	CHN	55.60	A	115.0	120.0	125.0	125.0
2	Wu,Shude	CHN	55.70	A	120.0	125.0X	125.0X	120.0
3	Kotaka,Masahiro	JPN	55.35	A	112.5	117.5X	117.5X	112.5
4	Hood,Albert	USA	55.90	A	105.0	110.0	112.5	112.5
5	Ichiba,Takashi	JPN	55.30	A	110.0X	110.0	115.0X	110.0
6	Munoz,Dionisio	ESP	55.35	A	105.0	110.0X	110.0	110.0
7	Maftai,Gheorghe	RON	55.65	A	110.0	115.0X	115.0X	110.0
8	Katsaidonis,Ioannis	GRE	55.25	B	100.0	105.0	107.5X	105.0
9	Ojalehto, Arvo	FIN	55.65	B	105.0	110.0X	110.0X	105.0
10	Govindasami,Deven	IND	55.70	B	100.0	105.0	107.5X	105.0
11	Kim,ChilBong	KOR	55.75	A	100.0	105.0	107.5X	105.0
12	Altin,Mehmet	TUR	55.75	B	97.5	102.5	105.0X	102.5
13	Nicolas,Mercado	COL	55.85	B	100.0	105.0X	105.0X	100.0
14	Chiu,Yuh-Chuan	TPE	55.85	B	97.5	102.5X	102.5X	97.5
15	Elsayed,Elsayed	EGY	55.90	B	97.5	102.5X	102.5X	97.5
16	Pradhan,Jagadish	NEP	55.85	B	87.5	92.5	97.5X	92.5
17	Minchez-Fuentes,Nery	GUA	55.60	B	85.0	90.0X	90.0X	85.0
	Wihardja,Hadi	INA	55.60	A	105.0X	105.0X	105.0X	0.0
	Maaouia,Taoufik	TUN	55.75	B	90.0X	95.0X	95.0X	0.0
	Tarbi,Ahmed	ALG	55.95	B	102.5	107.5	110.0	DQ

Haltérophilie

UpTo 56Kg
Group A + B - Clean And Jerk /July 30

Jusqu'a 56 kg
Groupe a+b-epaule et jete/30Juil

RANK RANG	NAME	CTRY	KG	GR	ATTEMPT/ESSAI			RESULTS RESULTATS
					1	2	3	
1	Wu,Shude	CHN	55.70	A	140.0	145.0	147.5	147.5
2	Ichiba,Takashi	JPN	55.30	A	140.0	145.0X	145.0X	140.0
3	Kotaka,Masahiro	JPN	55.35	A	140.0X	140.0	145.0X	140.0
4	Lai,Runming	CHN	55.60	A	140.0	145.0X	145.0X	140.0
5	Kim,ChilBong	KOR	55.75	A	132.5	137.5	140.0	140.0
6	Ojalehto, Arvo	FIN	55.65	B	137.5X	137.5X	137.5	137.5
7	Katsaidonis,Ioannis	GRE	55.25	B	130.0	135.0	137.5X	135.0
a	Munoz,Dionisio	ESP	55.35	A	127.5	132.5	135.0X	132.5
9	Chiu,Yuh-Chuan	TPE	55.85	B	132.5	137.5X	137.5X	132.5
10	Elsayed,Elsayed	EGY	55.90	B	132.5	137.5X	140.0X	132.5
11	Govindasami,Deven	IND	55.70	B	130.0	135.0X	135.0X	130.0
12	Nicolas,Mercado	COL	55.85	B	125.0	130.0	132.5X	130.0
13	Hood,Albert	USA	55.90	A	130.0	137.5X	137.5X	130.0
14	Maaouia,Taoufik	TUN	55.75	B	125.0	130.0X	130.0X	125.0
15	Minchez-Fuentes,Nery	WA	55.60	B	112.5	117.5	120.0X	117.5
16	Pradhan,Jagadish	NEP	55.85	B	110.0	117.5X	117.5	117.5
	Wihardja,Hadi	INA	55.60	A	142.5X	142.5X	142.5X	0.0
	Maftai,Gheorghe	ROM	55.65	A	145.0X	145.0X	145.0X	0.0
	Altin,Mehmet	TUR	55.75	B	130.0X	AB	AB	0.0
	Tarbi,Ahmed		55.95	B	132.5	137.5X	137.5X	DQ

Up To 56 Kg
Group A + B - Snatch + Clean And Jerk / July 30

Jusqu'a 56 kg
Groupe a + b - arrache + epaule et jete/30 Juil

RANK RANG NO.	NAME	CTRY	KG	GR	1	2	TOTAL
					1	2	TOTAL
1	Wu,Shude	CHN	55.70	A	120.0	147.5	267.5
2	Lai,Runming	CHN	55.60	A	125.0	140.0	265.0
3	Kotaka,Masahiro	JPN	55.35	A	112.5	140.0	252.5
4	Ichiba,Takashi	JPN	55.30	A	110.0	140.0	250.0
5	Kim,ChilBong	KOR	55.75	A	105.0	140.0	245.0
6	Munoz,Dionisio	ESP	55.35	A	110.0	132.5	242.5
7	Ojalehto, Arvo	FIN	55.65	B	105.0	137.5	242.5
8	Hood,Albert	USA	55.90	A	112.5	130.0	242.5
9	Katsaidonis,Ioannis	GRE	55.25	B	105.0	135.0	240.0
10	Govindasami,Deven	IND	55.70	B	105.0	130.0	235.0
11	Chiu,Yuh-Chuan	TPE	55.85	B	97.5	132.5	230.0
12	Nicolas,Mercado	COL	55.85	B	100.0	130.0	230.0
13	Elsayed,Elsayed	EGY	55.90	B	97.5	132.5	230.0
14	Pradhan,Jagadish	NEP	55.85	B	92.5	117.5	210.0
15	Minchez-Fuentes,Nery	GUA	55.60	B	85.0	117.5	202.5
	Maaouia,Taoufik	TUN	55.75	B	0.0	125.0	0.0
	Maftai,Gheorghe	RON	55.65	A	110.0	0.0	0.0
	Altin,Mehmet	TUR	55.75	B	102.5	0.0	0.0
	Wihardja,Hadi	INA	55.60	A	0.0	0.0	0.0
	Tarbi,Ahmed	ALG	55.95	B	110.0	132.5	DQ

Up To 60 Kg
Group A + B - Snatch/ July 31

Jusqu'a 60 kg
Groupe a + b-arrache/31 Juil

RANK RANG	NAME	CTRY	KG	GR	ATTEMPT/ESSAI			RESULTS RESULTATS
					1	2	3	
1	Tsai,Wen-Yee	TPE	59.20	A	120.0	125.0	127.5X	125.0
2	Chen,Weiqliang	CHN	59.40	A	120.0	125.0X	125.0	125.0
3	Radu,Gelu	ROM	59.85	A	120.0	125.0	127.5X	125.0
4	Wabiko,Kaoru	JPN	59.40	A	115.0	120.0	122.5X	120.0
5	Muraki,Yosuke	JPN	59.50	A	120.0	125.0X	125.0X	120.0
6	Wang,Guofeng	CHN	59.35	A	117.5X	117.5	122.5X	117.5
7	Lee,MyeongSu	KOR	59.70	B	112.5	117.5X	117.5	117.5
8	Rodriguez							



Up To 60Kg
Group A + B-Snatch + Clean And Jerk/July31

Jusqu'a 60 kg
Groupe a + b-arrache + epaule et jete/31 Juil

RANK	NAME	CTRY	KG	GR	1	2	TOTAL
RANG NO.							
1	Chen,Weiqiang	CHN	59.40	A	125.0	157.5	282.5
2	Radu,Gelu	ROM	59.85	A	125.0	155.0	280.0
3	Tsai,Wen-Yee	TPE	59.20	A	125.0	147.4	272.5
4	Wabiko,Kaoru	JPN	59.40	A	120.0	150.0	270.0
5	Muraki,Yosuke	JPN	59.50	A	120.0	147.5	267.5
6	Lee,MyeongSu	KOR	59.70	B	117.5	150.0	267.5
7	Nasution,Sori.Enda	INA	59.90	B	115.0	152.5	267.5
8	Kahelin,Uolevi	FIN	59.90	A	112.5	155.0	267.5
9	Tuli, Mircea	ROM	59.75	A	115.0	150.0	265.0
10	Yosaf,Mohamed	EGY	59.85	B	105.0	147.5	252.5
11	RodriguezOrtiz,Tomas	PAN	59.60	B	115.0	135.0	250.0
12	Laws, Geoffrey	GBR	59.60	B	112.5	137.5	250.0
13	Oscar,Palma	COL	59.80	B	110.0	135.0	245.0
14	Iquaiabom,Lawrence	NGR	59.30	B	107.5	130.0	237.5
15	Santra,Kamalakanta	IND	58.90	B	95.0	130.0	225.0
16	Hurtado,Hector	ECU	59.80	B	95.0	125.0	220.0
17	Palma,Alfredo	NCA	58.20	B	90.0	120.0	210.0
	Valle,Joaquin	ESP	59.35	A	110.0	0.0	0.0
	Bekkouche,Noureddine	ALG	59.25	B	0.0	137.5	0.0
	Wang,Guofeng	CHN	59.35	A	117.5	0.0	0.0
	Ji,JuHyeon	KOR	59.90	B	0.0		EL

Up To 67.5 Kg
Group A + B - Snatch/Aug.01

Jusqu'a 67,5 kg
Groupe a + b - arrache/01 Aout

RANK	NAME	CTRY	KG	GR	ATTEMPT/ESSAI	RESULTS	
RANG					1 2 3	RESULTATS	
1	Socaci, Andrei	ROM	67.10	A	135.0	140.0 142.5	142.5
2	Yao,Jingyuan	CHN	67.20	A	135.0	140.0 142.5	142.5
3	Willey,Dean	GBR	67.15	A	135.0	140.0 142.5X	140.0
4	Sasaki,Yasushige	JPN	67.15	A	135.0	140.0 142.5X	140.0
5	Gronman,Jouni	FIN	67.20	A	140.0	145.0X 145.0X	140.0
6	Stellios,Basil	AUS	67.20	A	130.0	135.0 137.5	137.5
7	Bassey,Patrick	NGR	66.70	B	125.0	132.5 137.5X	132.5
8	Taira,Choji	JPN	67.20	A	125.0	130.0 132.5	132.5
9	Ma,Jianping	CHN	67.25	A	130.0X	130.0 135.0X	130.0
10	Pujia,Pietro	ITA	67.40	B	120.0X	120.0 127.5	127.5
11	Mariaca,Fernando	ESP	66.80	B	122.5	127.5X 127.5X	122.5
12	Bialowas,Gregor	AUT	67.00	A	122.5X	122.5X 122.5	122.5
13	Abrahamson,Donald	USA	67.35	B	115.0	120.0 122.5	122.5
14	Norell,Michael	SWE	67.30	B	120.0X	120.0 125.0	120.0
15	Hamal,Surendra	NEP	64.95	B	102.5	102.5 107.5X	102.5
16	Ata,Leslie	SOL	66.20	B	75.0	80.0 82.5X	80.0
	Delgado-Ogaldez,Antulio	GUA	66.75	B	102.5X	102.5X 102.5X	0.0
	Bouabid,Hatem	TUN	67.05	B	110.0X	110.0X 110.0X	0.0
	Dallaire,Claude	CAN	67.35	A	125.0X	125.0X 125.0X	0.0

Up To 67.5 Kg
Group A + B - Clean And Jerk/Aug.01

Jusqu'a 67,5 kg
Groupe a+b-epaule et jete/01Aout

RANK	NAME	CTRY	KG	GR	ATTEMPT/ESSAI	RESULTS	
RANG					1 2 3	RESULTATS	
1	Yao,Jingyuan	CHN	67.20	A	172.5	177.5 180.0X	177.5
2	Taira,Choji	JPN	67.20	A	165.0	170.0 172.5	172.5
3	Gronman,Jouni	FIN	67.20	A	172.5	177.5X 180.0X	172.5
4	Socaci, Andrei	ROM	67.10	A	165.0	170.0 172.5X	170.0
5	Willey,Dean	GBR	67.15	A	165.0	170.0 172.5X	170.0
6	Ma,Jianping	CHN	67.25	A	167.5X	167.5 172.5X	167.5
7	Stellios,Basil	AUS	67.20	A	165.0	170.0X 170.0	165.0
8	Bassey,Patrick	NGR	66.70	B	155.0X	155.0 162.5	162.5
9	Sasaki,Yasushige	JPN	67.15	A	157.5	162.5 167.5X	162.5
10	Pujia,Pietro	ITA	67.40	B	155.0	162.5 165.0X	162.5
11	Bialowas,Gregor	AUT	67.00	A	160.0X	160.0 167.5X	160.0
12	Mariaca,Fernando	ESP	66.80	B	152.5	157.5 162.5X	157.5
13	Abrahamson,Donald	USA	67.35	B	150.0	155.0 157.5X	155.0
14	Norell, Michael	SWE	67.30	B	152.5	157.5X 157.5X	152.5
15	Bouabid,Hatem	TUN	67.05	B	135.0	140.0X 140.0	135.0
16	Hamal,Surendra	NEP	64.95	B	132.5	137.5X 137.5X	132.5
17	Delgado-Ogaldez,Antulio	GUA	66.75	B	120.0	125.0X 125.0X	120.0
18	Ata,Leslie	SOL	66.20	B	100.0	105.0 107.5	107.5
	Dallaire,Claude	CAN	67.35	A	-	-	0.0

Up To 67.5 Kg
Group A+B-Snatch + Clean And Jerk/Aug.01

Jusqu'a 67,5 kg
Groupe a+b-arrache + epaule et jete/01 Aout

RANK	NAME	CTRY	KG	GR	1	2	TOTAL
RANG NO.							
1	Yao,Jingyuan	CHN	67.20	A	142.5	177.5	320.0
2	Socaci, Andrei	ROM	67.10	A	142.5	170.0	312.5
3	Gronman,Jouni	FIN	67.20	A	140.0	172.5	312.5
4	Willey,Dean	GBR	67.85	A	140.0	170.0	310.0
5	Taira,Choji	JPN	67.20	A	132.5	172.5	305.0
6	Sasaki,Yasushige	JPN	67.15	A	140.0	162.5	302.5
7	Stellios,Basil	AUS	67.20	A	137.5	165.0	302.5
8	Ma,Jianping	CHN	67.25	A	130.0	167.5	297.5
9	Bassey,Patrick	NGR	66.70	B	132.5	162.5	295.0
10	Pujia,Pietro	ITA	67.40	B	127.5	162.5	290.0
11	Bialowas,Gregor	AUT	67.00	A	122.5	160.0	282.5
12	Mariaca,Fernando	ESP	66.80	B	122.5	157.5	280.0
13	Abrahamson,Donald	USA	67.35	B	122.5	155.0	277.5
14	Norell,Michael	SWE	67.30	B	120.0	152.5	272.5
15	Hamal,Surendra	NEP	64.95	B	102.5	132.5	235.0
16	Ata,Leslie	SOL	66.20	B	80.0	107.5	187.5
	Dallaire,Claude	CAN	67.35	A	0.0	-	0.0
	Delgado-Ogaldez, Antulio	GUA	66.75	B	0.0	120.0	0.0
	Bouabid,Hatem	TUN	67.05	B	0.0	135.0	0.0

Up To 75 Kg
Group A + B - Snatch/Aug 02

Jusqu'a 75 kg
Groupe a + b - arrache/02 Aout

RANK	NAME	CTRY	KG	GR	ATTEMPT/ESSAI	RESULTS	
RANG					1 2 3	RESULTATS	
1	Radschinsky,Karl-Heinz	FRG	74.30	A	145.0	150.0 152.5X	150.0
2	Li,Shunzhu	CHN	74.45	A	140.0	145.0 147.5	147.5
3	Cioroslan,Dragomir	ROM	74.50	A	147.5X	147.5 152.5X	147.5
4	Has,Hasan	TUR	74.60	B	142.5	147.5 152.5X	147.5
5	Demers,Jacques	CAN	74.85	A	140.0X	140.0 147.5	147.5
6	Pignone,Tony	AUS	74.90	B	140.0	145.0 147.5	147.5
7	Morgan,David	GBR	74.05	A	145.0	150.0X 150.0X	145.0
8	Mohammed, Mohammed Y	IRQ	73.90	A	140.0	145.0X 145.0X	140.0
9	Cassiau-Haurie,Daniel	FRA	73.10	A	137.5X	137.5 142.5X	137.5
10	Kainz,Roman	AUT	74.50	B	137.5X	137.5 142.5X	137.5
11	Park,ChunJong	KOR	74.90	B	132.5	137.5 140.0X	137.5
12	Pinsent,Stephan	GBR	74.95	A	137.5X	137.5 142.5X	137.5
13	Lespouridis,Pavlos	GRE	74.05	A	135.0X	135.0 140.0X	135.0
14	Gilberto,Mercado	COL	74.30	B	135.0X	135.0 140.0X	135.0
15	Pietracupa,Michel	CAN	74.60	B	135.0	140.0X 140.0X	135.0
16	Aly,Ahmed	EGY	73.60	B	125.0	130.0 132.5X	130.0
17	Letriz,William	PUR	74.75	B	122.5	130.0X 130.0	130.0
18	Ilioudis,Iordanis	GRE	74.80	B	125.0	130.0 132.5X	130.0
19	Park,YoungJae	KOR	74.80	B	125.0	130.0X 130.0	130.0
20	Bunjo,Fred	UGA	74.75	B	100.0	105.0 110.0X	105.0
21	Hoffman,Paul	SWZ	72.10	B	67.5	72.5 77.5X	72.5
	Soares,Jorge	POR	73.25	B	-	-	W

Up To 75 Kg
Group A + B - Clean and Jerk /Aug.02

Jusqu'a 75 kg
Groupe a + b - epaule et jete/02 Aout

RANK	NAME	CTRY	KG	GR	ATTEMPT/ESSAI	RESULTS	
RANG					1 2 3	RESULTATS	
1	Radschinsky,Karl-Heinz	FRG	74.30	A	190.0	202.5X 202.5X	190.0
2	Demers,Jacques	CAN	74.85	A	182.5X	182.5 187.5	187.5
3	Morgan,David	GBR	74.05	A	180.0X	180.0 185.0	185.0
4	Cioroslan,Dragomir	ROM	74.50	A	185.0	190.0X 190.0X	185.0
5	Mohammed, Mohammed Y	IRQ	73.90	A	180.0	185.0X 185.0X	180.0
6	Li,Shunzhu	CHN	74.45	A	175.0	180.0X 180.0X	175.0
7	Pietracupa,Michel	CAN	74.60	B	170.0	175.0 182.5X	175.0
8	Ilioudis,Iordanis	GRE	74.80	B	170.0	175.0X 175.0	175.0
9	Park,ChunJong	KOR	74.90	B	170.0	175.0 177.5X	175.0
10	Cassiau-Haurie,Daniel	FRA	73.10	A	170.0	175.0X 175.0X	170.0
11	Lespouridis,Pavlos	GRE	74.05	A	170.0	175.0X 175.0	170.0
12	Pignone,Tony	AUS	74.90	B	170.0	175.0X 175.0X	170.0
13	Pinsent,Stephan	GBR	74.95	A	170.0	175.0X 175.0X	170.0
14	Gilberto,Mercado	COL	74.30	B	160.0	165.0 167.5	167.5
15	Aly,Ahmed	EGY	73.60	B	160.0	165.0X 165.0	160.0
16	Park,YoungJae	KOR	74.80	B	160.0X	160.0 165.0	160.0
17	Letriz,William	PUR	74.75	B	145.0	152.5 157.5X	152.5
18	Bunjo,Fred	UGA	74.75	B	130.0	135.0 140.0	140.0
19	Hoffman,Paul	SWZ	72.10	B	97.5	102.5 105.0X	102.5
	Has,Hasan	TUR	74.60	B	167.5X	167.5X 167.5X	0.0
	Kainz,Roman	AUT	74.50	B	172.5X	172.5X -	W
	Soares,Jorge	POR	73.25	B	-	-	W

Up To 75 Kg
Group A + B -Snatch + Clean And Jerk/Aug.02

Jusqu'a 75 kg
Groupe a + b - arrache + epaule et jete/02 Aout

RANK	NAME	CTRY	KG	GR	1	2	TOTAL
RANG NO.							
1	Radschinsky,Karl-Heinz	FRG	74.30	A	150.0	190.0	340.0
2	Demers,Jacques	CAN	74.85	A	147.5	187.5	335.0
3	Cioroslan,Dragomir	ROM	74.50	A	147.5	185.0	332.5
4	Morgan,David	GBR	74.05	A	145.0	185.0	330.0
5	Li,Shunzhu	CHN	74.45	A	147.5	175.0	322.5
6	Mohammed, Mohammed Y	IRQ	73.90	A	140.0	180.0	320.0
7	Pignone,To	AUS	74.90	B	147.5	170.0	317.5
8	Park,ChunJong	KOR	74.90	B	137.5	175.0	312.5
9	Pietracupa,Michel	CAN	74.60	B	135.0	175.0	310.0
10	Cassiau-Haurie,Daniel	FRA	73.10	A	137.5	170.0	307.5
11	Pinsent,Stephan	GBR	74.95	A	137.5	170.0	307.5
12	Lespouridis,Pavlo	GRE	74.05	A	135.0	170.0	305.0
13	Ilioudis,Iordanis	GRE	74.80	B	130.0	175.0	305.0

Weightlifting

Up To 82.5 Kg
Group A + B - Snatch/Aug. 04

Jusqu'a 82,5 kg
Groupe a + b - arrache/04 Aout

RANK RANG	NAME	CTRY	KG	GR	ATTEMPT/ESSAI			RESULTS RESULTATS
					1	2	3	
1	Becheu, Petre	ROM	81.60	A	150.0	155.0	157.5X	155.0
2	Lagrotteria, Giuseppe	ITA	81.65	A	150.0	155.0X	155.0X	150.0
3	Isaoka, Ryoji	JPN	81.80	A	150.0	155.0X	155.0X	150.0
4	Kabbas, Robert	AUS	81.90	A	145.0	150.0	152.5X	150.0
5	Burrowes, Newton	GBR	82.00	A	147.5	152.5X	152.5X	147.5
6	Elbakh, Ebraheem	EGY	82.25	A	140.0	145.0	147.5X	145.0
7	Nalder, Allister	NZL	81.25	B	137.5X	137.5	142.5	142.5
8	Darsigny, Yvan	CAN	82.35	B	137.5X	137.5	142.5	142.5
9	Mahmoud, Mahmoud	EGY	79.95	B	135.0	140.0X	140.0	140.0
10	Kritsky, Arn	USA	82.05	B	135.0	140.0	142.5X	140.0
11	Lee, KangSeog	KOR	82.25	A	135.0	140.0X	140.0	140.0
12	Bernard, Michael	NZL	82.30	B	137.5X	137.5	142.5X	137.5
13	Supple, Anthony	GBR	81.45	B	135.0X	135.0	140.0X	135.0
14	Sollevi, Bertil	SWE	81.85	A	135.0X	135.0	140.0X	135.0
15	Rejas, Juan	PER	78.50	B	120.0	125.0X	125.0X	120.0
	Dalginli, Yusuf	TUR	79.20	B	140.0X	140.0X	142.5X	0.0
	SalasEspinoza, Ricardo	PAN	79.55	B	135.0X	135.0X	135.0X	0.0
	Stavridis, Vassilios	GRE	81.55	B	137.5X	137.5X	137.5X	0.0
	Tahvanainen, Keijo	FIN	82.05	B	137.5X	137.5X	137.5X	0.0

Up To 82.5 Kg
Group A + B-Clean And Jerk/Aug.04

Jusqu'a 82,5 kg
Groupe a+b-epaule et jete/04Aout

RANK RANG	NAME	CTRY	KG	GR	ATTEMPT/ESSAI			RESULTS RESULTATS
					1	2	3	
1	Becheru, Petre	ROM	81.60	A	190.0	195.0	200.0	200.0
2	Kabbas, Robert	AUS	81.90	A	185.0	192.5	195.0X	192.5
3	Isaoka, Ryoji	JPN	81.80	A	190.0	200.0X	207.5X	190.0
4	Lee, KangSeog	KOR	82.25	A	175.0	182.5	185.0X	182.5
5	Burrowes, Newton	GBR	82.00	A	180.0	190.0X	190.0X	180.0
6	Darsigny, Yvan	CAN	82.35	B	170.0	177.5	180.0	180.0
7	Elbakh, Ebraheem	EGY	82.25	A	172.5	177.5X	177.5	177.5
8	Nalder, Allister	NZL	81.25	B	175.0	180.0X	180.0X	175.0
9	Sollevi, Bertil	SWE	81.85	A	175.0	182.5X	182.5X	175.0
10	Tahvanainen, Keijo	FIN	82.05	B	175.0	180.0X	180.0X	175.0
11	Kritsky, Arn	USA	82.05	B	175.0X	175.0	182.5X	175.0
12	Bernard, Michael	NZL	82.30	B	175.0	182.5X	182.5X	175.0
13	SalasEspinoza, Ricardo	PAN	79.55	B	162.5	170.0X	172.5	172.5
14	Supple, Anthony	GBR	81.45	B	172.5	177.5X	177.5X	172.5
15	Mahmoud, Mahmoud	EGY	79.95	B	162.5X	162.5	170.0X	162.5
16	Rejas, Juan	PER	78.50	B	150.0	155.0X	155.0X	150.0
	Dalginli, Yusuf	TUR	79.20	B	-	-	-	0.0
	Stavridis, Vassilios	GRE	81.55	B	-	-	-	0.0
	Lagrotteria, Giuseppe	ITA	81.65	A	-	-	-	W

Up To 82.5Kg
Group A+B-Snatch + Clean And Jerk/Aug.04

Jusqu'a 82,5 kg
Groupe a+b-arrache + epaule et jete/04 Aout

RANK RANG	NAME NO.	CTRY	KG	GR	TOTAL		
					1	2	TOTAL
1	Becheru, Petre	ROM	81.60	A	155.0	200.0	355.0
2	Kabbas, Robert	AUS	81.90	A	150.0	192.5	342.5
3	Isaoka, Ryoji	JPN	81.80	A	150.0	190.0	340.0
4	Burrowes, Newton	GBR	82.00	A	147.5	180.0	327.5
5	Elbakh, Ebraheem	EGY	82.25	A	145.0	177.5	322.5
6	Lee, KangSeog	KOR	82.25	A	140.0	182.5	322.5
7	Darsigny, Yvan	CAN	82.35	B	142.5	180.0	322.5
8	Nalder, Allister	NZL	81.25	B	142.5	175.0	317.5
9	Kritsky, Arn	USA	82.05	B	140.0	175.0	315.0
10	Bernard, Michael	NZL	82.30	B	137.5	175.0	312.5
11	Sollevi, Bertil	SWE	81.85	A	135.0	175.0	310.0
12	Supple, Anthony	GBR	81.45	B	135.0	172.5	307.5
13	Mahmoud, Mahmoud	EGY	79.95	B	140.0	162.5	302.5
14	Rejas, Juan	PER	78.50	B	120.0	150.0	270.0
	Dalginli, Yusuf	TUR	79.20	B	0.0	-	0.0
	SalasEspinoza, Ricardo	PAN	79.55	B	0.0	172.5	0.0
	Tahvanainen, Keijo	FIN	82.05	B	0.0	175.0	0.0
	Stavridis, Vassilios	GRE	81.55	B	0.0	-	0.0
	Lagrotteria, Giuseppe	ITA	81.65	A	150.0	-	W

Haltérophilie

Up To 90Kg
Group A + B - Snatch/Aug. 05

Jusqu'a 90 kg
Groupe a + b-arrache/ 05 Aout

RANK RANG	NAME	CTRY	KG	GR	ATTEMPT/ESSAI			RESULTS RESULTATS
					1	2	3	
1	Vlad, Nicu	ROM	89.75	A	165.0	172.5X	172.5	172.5 ^{Q88}
2	Petre, Dumitru	ROM	87.20	A	157.5	162.5	165.0	165.0
3	Mercer, David	GBR	88.65	A	155.0X	155.0	157.5	157.5
4	Immesberger, Peter	FRG	88.90	A	155.0	160.0X	160.0X	155.0
5	Iliadis, Nikos	GRE	89.10	A	150.0	155.0X	155.0	155.0
6	Hwang, WooWon	KOR	89.00	A	147.5	152.5X	152.5	152.5
7	Hoeg, HenriJunch	DEN	89.05	A	147.5	152.5	155.0X	152.5
8	Garces, Jose	MEX	88.60	A	150.0	155.0X	155.0X	150.0
9	Span, Josef	AUT	88.70	A	145.0	150.0	152.5X	150.0
	Tschan, Daniel	SUI	88.70	B	150.0X	150.0X	150.0	150.0
11	Boxell, Kieth	GBR	89.15	B	145.0	150.0	155.0X	150.0
12	Seidl, Erich	AUT	89.75	A	145.0	150.0	152.5X	150.0
	Coelho, Francisco	POR	89.75	B	150.0X	150.0	160.0X	150.0
14	Kim, CheolHyeon	KOR	89.80	A	150.0	155.0X	155.0X	150.0
	Mohamed, Maged	EGY	89.80	B	142.5	147.5	150.0	150.0
16	Oshomah, Emmanuel	NGR	88.90	B	140.0	147.5	152.5X	147.5
17	Garon, Denis	CAN	89.30	B	142.5	147.5X	147.5	147.5
18	Shaban, Ibrahim	EGY	88.70	B	140.0	145.0	150.0X	145.0
19	Ma, Wenguang	CHN	89.05	B	145.0	150.0X	150.0X	145.0
20	Mohammed, Mohammed T	IRQ	89.40	B	145.0	150.0X	152.5X	145.0
21	Calandro, Thomas	USA	89.20	B	142.5X	142.5	147.5X	142.5
22	Nilsson, Klaus-Goran	SWE	89.85	A	137.5	142.5X	142.5X	137.5
23	Ajjoub, Salem	SYR	89.95	B	135.0	140.0X	140.0X	135.0
24	Molina, Jaime	PER	86.55	B	125.0	130.0	135.0X	130.0
25	Huch, Emilia L.	SAM	89.35	B	117.5X	117.5X	117.5	117.5
	Crass, Derrick	USA	88.80	A	130.0X	-	-	W

Up To 90Kg
Group A + B-Clean And Jerk/Aug.05

Jusqu'a 90 kg
Groupe a + b-epaule et jete/05Aout

RANK RANG	NAME	CTRY	KG	GR	ATTEMPT/ESSAI			RESULTS RESULTATS
					1	2	3	
1	Vlad, Nicu	ROM	89.75	A	205.0	215.0	220.0	220.0 ^{Q88}
2	Hwang, WooWon	KOR	89.00	A	197.5X	197.5	202.5X	197.5
3	Petre, Dumitru	ROM	87.20	A	190.0	195.0	197.5X	195.0
4	Mercer, David	GBR	88.65	A	195.0X	195.0	200.0X	195.0
5	Immesberger, Peter	FRG	88.90	A	195.0	200.0X	200.0X	195.0
6	Ma, Wenguang	CHN	89.05	B	190.0	195.0	197.5X	195.0
7	Hoeg, HenriJunch	DEN	89.05	A	190.0	195.0	200.0X	195.0
8	Ikadis, Nikos	GRE	89.10	A	195.0	200.0X	202.5X	195.0
9	Garces, Jose	MEX	88.60	A	192.5	200.0X	202.5X	192.5
10	Span, Josef	AUT	88.70	A	192.5	197.5X	197.5X	192.5
11	Boxell, Kieth	GBR	89.15	B	187.5X	187.5	192.5	192.5
12	Garon, Denis	CAN	89.30	B	185.0	192.5X	192.5	192.5
13	Coelho, Francisco	POR	89.75	B	190.0	195.0X	195.0X	190.0
14	Tschan, Daniel	SUI	88.70	B	180.0	187.5	190.0X	187.5
15	Mohamed, Maged	EGY	89.80	B	182.5	187.5X	187.5X	182.5
16	Oshomah, Emmanuel	NGR	88.90	B	180.0	187.5X	190.0X	180.0
17	Mohammed, Mohammed T	IRQ	89.40	B	175.0	180.0	185.0X	180.0
18	Nilsson, Klaus-Goran	SWE	89.85	A	180.0	185.0X	185.0X	180.0
19	Ajjoub, Salem	SYR	89.95	B	180.0	185.0X	185.0X	180.0
20	Calandro, Thomas	USA	89.20	B	172.5	180.0X	180.0X	172.5
21	Molina, Jaime	PER	86.55	B	152.5X	152.5X	152.5	152.5
22	Huch, Emilia L.	SAM	89.35	B	152.5	162.5X	162.5X	152.5
	Shaban, Ibrahim	EGY	88.70	B	182.5X	182.5X	182.5X	0.0
	Kim, CheolHyeon	KOR	89.80	A	192.5X	192.5X	-	0.0
	Seidl, Erich	AUT	89.75	A	192.5X	192.5X	192.5X	0.0
	Crass, Derrick	USA	88.80	A	-	-	-	W

Up To 90Kg
Group A+E-Snatch + Clean And Jerk/Aug.05

Jusqu'a 90 kg
Groupe a+b-arrache + epaule et jete/05 Aout

RANK RANG	NAME NO.	CTRY	KG	GR	TOTAL		
					1	2	TOTAL
1	Vlad, Nicu	ROM	89.75	A	172.5	220.0	392.5 ^{Q88}
2	Petre, Dumitru	ROM	87.20	A	165.0	195.0	360.0
3	Mercer, David	GBR	88.65	A	157.5	195.0	352.5
4	Immesberger, Peter	FRG	88.90	A	155.0	195.0	350.0
5	Hwang, WooWon	KOR	89.00	A	152.5	197.5	350.0
6	Iliadis, Nikos	GRE	89.10	A	155.0	195.0	350.0
7	Hoeg, HenriJunch	DEN	89.05	A	152.5	195.0	347.5
8	Garces, Jose	MEX	88.60	A	150.0	192.5	342.5
9	Span, Josef	AUT	88.70	A	150.0	192.5	342.5
10	Boxell, Kieth	GBR	89.15	B	150.0	192.5	342.5
11	Ma, Wenguang	CHN	89.05	B	145.0	195.0	340.0
12	Garon, Denis	CAN	89.30	B	147.5	192.5	340.0
13	Coelho, Francisco	POR	89.75	B	150.0	190.0	340.0
14	Tschan, Daniel	SUI	88.70	B	150.0	187.5	337.5
15	Mohamed, Maged	EGY	89.80	B	150.0	182.5	332.5
16	Oshomah, Emmanuel	NGR	88.90	B	147.5	180.0	327.5
17	Mohammed, Mohammed T	IRQ	89.40	B	145.0	180.0	325.0
18	Nilsson, Klaus-Goran	SWE	89.85	A	137.5	180.0	317.5
19	Calandro, Thomas	USA	89.20	B	142.5	172.5	315.0
20	Ajjoub, Salem	SYR	89.95	B	135.0	180.0	315.0
21	Molina, Jaime	PER	86.55	B	130.0	152.5	282.5
22	Huch, Emilia L.	SAM	89.35	B	117.5	152.5	270.0
	Shaban, Ibrahim	EGY	88.70	B	145.0	0.0	0.0
	Kim, CheolHyeon	KOR	89.80	A	150.0	0.0	0.0
	Seidl, Erich	AUT	89.				



Up To 100Kg
Group A + B-Snatch/Aug.06

Jusqu'a 100 kg
Groupe a + b-arrache/06Aout

RANK RANG	NAME	CTRY	KG	GR	ATTEMPT/ESSAI			RESULTS
					1	2	3	RESULTATS
1	Orok,Oliver	NGR	98.20	A	172.5X	172.5X	172.5	172.5
2	Milser,Rolf	FRG	97.70	A	162.5	167.5X	167.5	167.5
3	Gropa,Vasile	ROM	97.45	A	165.0X	165.0	170.0X	165.0
4	Langthaler,Franz	AUT	95.90	B	157.5X	157.5	162.5	162.5
5	Soderholm,Tom	SWE	97.85	A	160.0X	160.0	167.5X	160.0
6	Roy,Kevin	CAN	98.45	A	160.0	167.5X	167.5X	160.0
7	Niemi,Pekka	FIN	99.50	B	152.5	160.0	162.5X	160.0
8	Pinsent,Peter	GBR	99.20	B	157.5	162.5X	162.5X	157.5
9	Shanko,Rich	USA	97.15	A	150.0	155.0	160.0X	155.0
10	Clark,Ken	USA	99.20	A	155.0	160.0X	162.5X	155.0
11	Kretz,Jean-Marie	FRA	98.25	B	150.0X	150.0	155.0X	150.0
12	Blomfjord,Olavi	SWE	99.35	B	145.0X	145.0	150.0X	145.0
13	Blake,Kevin	NZL	96.65	B	140.0	147.5X	150.0X	140.0
14	Ochieng,Pius	KEN	91.65	B	125.0X	125.0	130.0X	125.0
15	Sialaoa,Sione	SAN	98.85	B	120.0	125.0	130.0X	125.0
	Salinas,Luis	NCA	99.65	B	130.0X	130.0X	130.0X	0.0

Up To 100Kg
Group A+B-Clean And Jerk/Aug.06

Jusqu'a 100 kg
Groupe a + b-epaule et jete/06Aout

RANK RANG	NAME	CTRY	KG	GR	ATTEMPT/ESSAI			RESULTS
					1	2	3	RESULTATS
1	Gropa,Vasile	ROM	97.45	A	210.0X	210.0	217.5	217.5 + 220
2	Milser,Rolf	FRG	97.70	A	210.0	215.0	217.5	217.5 + 220
3	Niemi,Pekka	FIN	99.50	B	200.0	207.5	210.0X	207.5
4	Roy,Kevin	CAN	98.45	A	197.5	207.5X	207.5X	197.5
5	Clark,Ken	USA	99.20	A	197.5	205.0X	205.0X	197.5
6	Shanko,Rich	USA	97.15	A	195.0	202.5X	205.0X	195.0
7	Kretz,Jean-Marie	FRA	98.25	B	185.0	192.5X	192.5	192.5
8	Langthaler,Franz	AUT	95.90	B	182.5X	182.5	187.5	187.5
9	Blake,Kevin	NZL	96.65	B	172.5	177.5	185.0X	177.5
10	Ochieng,Pius	KEN	91.65	B	162.5	170.0	175.0	175.0
11	Sialaoa,Sione	SAM	98.85	B	155.0	160.0X	160.0X	155.0
	Orok,Oliver	NGR	98.20	A	200.0X	200.0X	200.0X	0.0
	Pinsent,Peter	GBR	99.20	B	200.0X	200.0X	200.0X	0.0
	Blomfjord,Olavi	SWE	99.35	B	180.0X	180.0X	180.0X	0.0
	Salinas,Luis	NCA	99.65	B	-	-	-	AB
	Soderholm,Tom	SWE	97.85	A	205.0X	-	-	W

Up To 100Kg
Group A + B-Snatch + Clean And Jerk/Aug.06

Jusqu'a 100 kg
Groupe a + b-arrache + epaule et jete/06Aout

RANK RANG	NAME	CTRY	KG	GR	1	2	TOTAL
1	Milser, Rolf	FRG	97.70	A	167.5	217.5	385.0
2	Gropa, Vasile	ROM	97.45	A	165.0	217.5	382.5
3	Niemi, Pekka	FIN	99.50	B	160.0	207.5	367.5
4	Roy, Kevin	CAN	98.45	A	160.0	197.5	357.5
5	Clark, Ken	USA	99.20	A	155.0	197.5	352.5
6	Langthaler, Franz	AUT	95.90	B	162.5	187.5	350.0
7	Shanko, Rich	USA	97.15	A	155.0	195.0	350.0
8	Kretz, Jean-Marie	FRA	98.25	B	150.0	192.5	342.5
9	Blake, Kevin	NZL	96.65	B	140.0	177.5	317.5
10	Ochieng, Pius	KEN	91.65	B	125.0	175.0	300.0
11	Sialaoa, Sione	SAM	98.85	B	125.0	155.0	280.0
	Orok, Oliver	NGR	98.20	A	172.5	0.0	0.0
	Pinsent, Peter	GBR	99.20	B	157.5	0.0	0.0
	Blomfjord, Olavi	SWE	99.35	B	145.0	0.0	0.0
	Salinas, Luis	NCA	99.65	B	0.0	AB	0.0
	Soderholm, Tom	SWE	97.85	A	160.0	-	W

Up To 110Kg
Group A + B-Snatch/Aug.07

Jusqu'a 110kg
Groupe a + b-arrache/07Aout

RANK RANG	NAME	CTRY	KG	GR	ATTEMPT/ESSAI			RESULTS
					1	2	3	RESULTATS
1	Oberburger,Norberto	ITA	104.55	A	170.0	175.0	180.0X	175.0
2	Taylor,Gary	GBR	106.70	A	170.0	175.0X	175.0X	170.0
3	Carlton,Guy	USA	108.75	A	162.5X	162.5	167.5	167.5
4	Tasnadi,Stefan	ROM	110.00	A	167.5	172.5X	172.5X	167.5
5	Squires, Albert	CAN	105.50	A	155.0	160.0	165.0	165.0
6	Pettersson,Goran	SWE	108.50	B	155.0	165.0	177.5X	165.0
7	Seipelt, Frank	FRG	100.60	A	150.0	155.0	160.0	160.0
8	Panayotakis, George	GRE	101.40	B	155.0	160.0	162.5X	160.0
9	Peters,Olaf	FRG	102.90	B	152.5	157.5X	157.5	157.5
10	Gerontas,Ioannis	GRE	103.20	B	147.5	152.5X	152.5	152.5
11	Eaton,Richard	USA	109.90	B	152.5	157.5X	157.5X	152.5
12	Ozon,Abuaihuda	SYR	108.15	B	140.0	145.0	147.5X	145.0
13	Stamp,Calvin	JAM	104.90	B	135.0	140.0	145.0X	140.0
	Mohamed,Ashraf	EGY	102.05	B	135.0X	135.0X	135.0X	0.0
	Kyazze,John	UGA	102.60	B	92.5X	95.0X	AB	0.0

Up To 110Kg
Group A + B-Clean And Jerk/Aug.07

Jusqu'a 110 kg
Groupe a + b-epaule et jete/07Aout

RANK RANG	NAME	CTRY	KG	GR	ATTEMPT/ESSAI			RESULTS
					1	2	3	RESULTATS
1	Oberburger,Norberto	ITA	104.55	A	205.0	210.0	215.0	215.0
2	Tasnadi,Stefan	ROM	110.00	A	205.0	212.5	215.0X	212.5
3	Carlton,Guy	USA	108.75	A	205.0	210.0	225.0X	210.0
4	Seipelt, Frank	FRG	100.60	A	200.0	207.5	212.5X	207.5
5	Squires, Albert	CAN	105.50	A	195.0	200.0	205.0X	200.0
6	Eaton,Richard	USA	109.90	B	192.5	197.5	200.0	200.0
7	Gerontas,Ioannis	GRE	103.20	B	190.0	197.5	202.5X	197.5
8	Pettersson,Goran	SWE	108.50	B	185.0	195.0	205.0X	195.0
9	Mohamed,Ashraf	EGY	102.05	B	180.0	190.0X	190.0	190.0
10	Peters,Olaf	FRG	102.90	B	190.0X	190.0	195.0X	190.0
11	Stamp,Calvin	JAM	104.90	B	180.0	185.0X	187.5X	180.0
12	Ozon,Abuaihuda	SYR	108.15	B	170.0	175.0X	175.0X	170.0
13	Kyazze,John	UGA	102.60	B	115.0	120.0X	120.0	120.0
	Taylor,Gary	GBR	106.70	A	195.0X	195.0X	202.5X	0.0
	Panayotakis,George	GRE	101.40	B	187.5X	187.5X	187.5X	0.0

Up To 110Kg
Group A + B-Snatch + Clean And Jerk/Aug.07

Jusqu'a 110 kg
Groupe a+b-arrache+epaule et jete/07Aout

RANK RANG	NAME	CTRY	KG	GR	1	2	TOTAL
1	Oberburger, Norberto	ITA	104.55	A	175.0	215.0	390.0
2	Tasnadi, Stefan	ROM	110.00	A	167.5	212.5	380.0
3	Carlton, Guy	USA	108.75	A	167.5	210.0	377.5
4	Seipelt, Frank	FRG	100.60	A	160.0	207.5	367.5
5	Squires, Albert	CAN	105.50	A	165.0	200.0	365.0
6	Pettersson, Goran	SWE	108.50	B	165.0	195.0	360.0
7	Eaton, Richard	USA	109.90	B	152.5	200.0	352.5
8	Gerontas, Ioannis	GRE	103.20	B	152.5	197.5	350.0
9	Peters, Olaf	FRG	102.90	B	157.5	190.0	347.5
10	Stamp, Calvin	JAM	104.90	B	140.0	180.0	320.0
11	Ozon, Abuaihuda	SYR	108.15	B	145.0	170.0	315.0
	Taylor, Gary	GBR	106.70	A	170.0	0.0	0.0
	Panayotakis, George	GRE	101.40	B	160.0	0.0	0.0
	Mohamed, Ashraf	EGY	102.05	B	0.0	190.0	0.0
	Kyazze, John	UGA	102.60	B	0.0	120.0	0.0

Over 110Kg
Group A - Snatch/ Aug. 08

Plus de 110kg
Groupe a-arrache/08Aout

RANK RANG	NAME	CTRY	KG	GR	ATTEMPT/ESSAI			RESULTS
					1	2	3	RESULTATS
1	Martinez,Mario	USA	129.85	A	175.0	180.0	185.0	185.0
2	Nerlinger,Manfred	FRG	130.45	A	170.0	175.0	177.5	177.5
3	Lukim,Dinko	AUS	138.55	A	167.5	172.5	175.0X	172.5
4	Laggner,Stefan	AUT	136.35	A	170.0	175.0X	175.0X	170.0
5	Tsintaris,Ioannis	GRE	130.55	A	155.0X	155.0	162.5	162.5
6	Ironbar,Bassey	NGR	115.30	A	155.0X	155.0	160.0X	155.0
7	Mosbah,Mosad	EGY	110.05	A	145.0X	145.0	150.0	150.0
8	Oluoma,Batholomew	NGR	112.55	A	145.0	150.0	152.5X	150.0
9	Grammatikopoulos,Serafim	GRE	110.05	A	140.0	145.0X	145.0X	140.0

Over 110Kg
Group A-Clean And Jerk/Aug.08

Plus de 110kg
Groupe a - epaule et jete/08Aout

RANK RANG	NAME	CTRY	KG	GR	ATTEMPT/ESSAI			RESULTS
					1	2	3	RESULTATS
1	Lukim,Dinko	AUS	138.55	A	227.5	240.0	-	240.0 240
2	Martinez,Mario	USA	129.85	A	212.5	220.0	225.0	225.0
3	Nerlinger,Manfred	FRG	130.45	A	220.0X	220.0	235.0X	220.0
4	Laggner,Stefan	AUT	136.35	A	215.0	222.5X	222.5X	215.0
5	Oluoma,Batholomew	NGR	112.55	A	180.0	187.5	192.5X	187.5
6	Tsintaris,Ioannis	GRE	130.55	A	185.0	200.0X	200.0X	185.0
7	Mosbah,Mosad	EGY	110.05	A	180.0X	180.0	185.0X	180.0
	Grammatikopoulos,Gerafim	GRE	110.05	A	170.0X	170.0X	170.0X	0.0
	Ironbar,Bassey	NGR	115.30	A	180.0X	-	-	W

Over 110Kg
Group A-Snatch + Clean And Jerk/Aug.08

Plus de 110kg
Groupe a - arrache + epaule et jete/08Aout

RANK RANG	NAME	CTRY	KG	GR	1	2	TOTAL
1	Lukim,Dinko	AUS	138.55	A	172.5	240.0	412.5
2	Martinez,Mario	USA	129.85	A	185.0	225.0	410.0
3	Nerlinger,Manfred	FRG	130.45	A	177.5	220.0	397.5
4	Laggner,Stefan	AUT	136.35	A	170.0	215.0	385.0
5	Tsintaris,Ioannis	GRE	130.55	A	162.5	185.0	347.5
6	Oluoma,Batholomew	NGR	112.55	A	150.0	187.5	337.5
7	Mosbah,Mosad	EGY	110.05	A	150.0	180.0	330.0
	Grammatikopoulos,Serafim	GRE	110.05	A	140.0	0.0	0.0
	Ironbar,Bassey	NGR	115.30	A	155.0	-	W

Wrestling/Lutte

Officials

Federation Internationale de Lutte Amateur (FILA)

President/president Milan Ercegan (YUG)
 Secretary-General/secretaire-general Fernando Compte (ESP)
 Technical Delegates/delegues techniques Michael Dusson (FRA)
 Mihaly Biro (HUN)

LAOC Administrative Staff/Personnel Administratif de LAOC

Commissioner/commissioner Gary Thomson
 Competition Director and Sports Manager/
 directeur du competition et manager du sport Tim Johnson
 Venue Manager/manager de la venue Scott Williams

Participants/Participants


Freestyle Style Libre	Competitors Competiteurs	Countries Pays	Greco-Roman Style Greco-romain	Competitors Competiteurs	Countries Pays
Light Flyweight/poids mi mouche (48 kg)			Light Flyweight (48 kg)	12	12
Flyweight/poids mouche (52 kg)	17	17	Flyweight (52 kg)	12	12
Bantamweight/poids coq (57 kg)	16	16	Bantamweight (57 kg)	16	16
Featherweight/poids plume (62 kg)	16	16	Featherweight (62 kg)	20	20
Lightweight/poids leger (68 kg)	22	22	Lightweight (68 kg)	14	14
Welterweight/poids welter (74 kg)	22	22	Welterweight (74 kg)	17	17
Middleweight/poids moyen (82 kg)	16	16	Middleweight (82 kg)	15	15
Light Heavyweight/poids mi-lourd (90 kg)	16	16	Light Heavyweight (90 kg)	13	13
Heavyweight/poids lourd (100 kg)	11	11	Heavyweight (100 kg)	8	8
Super Heavyweight/poids super-lourd (100+kg)	8	8	Super Heavyweight (100+kg)	8	8




Legend/Legende

C criteria/critères
 DQ disqualification/disqualification
 EL eliminated/élimine
 F fall/tombé
 FOR forfeit/forfait
 GS great superiority/grande superiorite

I injured/blessé
 L loss by . . ./perte par. . .
 PI passivity while leading by 1-7 points/
 passivité alors qu'il menait à la marque de 1-7 points
 PREL results from preliminary bout/résultats du combat préliminaire
 PS passivity while leading by 8-11 points/
 passivité alors qu'il menait à la marque de 8-11 points
 W win by . . ./victoire par. . .

Anaheim Convention Center (7,000)





Wrestling

Lutte

Free Style 48Kg Round 1 /Aug. 07

Style libre 48kg Tour1/07Aout

NAME	CTRY	POINTS		RESULTS	TIME	CLASSIFICATION	
		BEF/AV.	RESULTS			POINTS	POINTS
		MATCH	RESULTATS	TEMPS	MATCH	TOTAL	
GROUP A/GROUPE A							
Son, Gab-Do	KOR		12	1:48	4.0	4.0	
Dutt, Sunil	IND		0		0.0	0.0	
Irie, Takashi	JPN		WF	0:37	4.0	4.0	
Andersson, Kent	SWE		LF		0.0	0.0	

FreeStyle 48Kg Round 2/Aug.08

Style libre 48 kg Tour 2/08Aout

NAME	CTRY	POINTS		RESULTS	TIM	CLASSIFICATION	
		BEF/AV.	RESULTS			POINTS	POINTS
		MATCH	RESULTATS	TEMPS	MATCH	TOTAL	
GROUP A/GROUPE A							
Son, Gab-Do	KOR	4.0	7		1.0	5.0	
Irie, Takashi	JPN	4.0	8	6:00	3.0	7.0	
Dutt, Sunil	IND	0.0	LC		1.0	1.0	
Andersson, Kent	SWE	0.0	WC	6:00	3.0	3.0	

FreeStyle 48Kg Group A Final/Aug. 08

Style libre 48 kg Finale groupe a/08 Aout

NAME	CTRY	POINTS		RESULTS	TIME	CLASSIFICATION	
		BEF/AV.	RESULTS			POINTS	POINTS
		MATCH	RESULTATS	TEMPS	MATCH	TOTAL	
ROUND 1/TOUR 1							
Son, Gab-Do	KOR		7		1.0	1.0	PREL
Irie, Takashi	JPN		8	6:00	3.0	3.0	
Andersson, Kent	SWE		BYE			0.0	
ROUND E/TOUR 2							
Andersson, Kent	SWE	0.0	0		0.0	0.0	
Son, Gab-Do	KOR	1.0	12	3:28	4.0	5.0	
Irie, Takashi	JPN	3.0	BYE			3.0	
ROUND 3/TOUR 3							
Irie, Takashi	JPN	3.0	WF	0:37	4.0	7.0	PREL
Andersson, Kent	SWE	0.0	LF		0.0	0.0	
Son, Gab-Do	KOR	5.0	BYE			5.0	

Free Style 48Kg Group B Final/Aug. 08

Style libre 48 kg Finale groupe b/08Aout

NAM	CTRY	POINTS		RESULTS	TIME	CLASSIFICATION	
		BEF/AV.	RESULTS			POINTS	POINTS
		MATCH	RESULTATS	TEMPS	MATCH	TOTAL	
ROUND 1/TOUR 1							
Heugabel, Reiner	FRG		4		1.0	1.0	
Gao, Wenhe	CHN		9	6:00	3.0	3.0	
Weaver, Robert	USA		BYE		0.0	0.0	
ROUND E/TOUR 2							
Weaver, Robert	USA	0.0	WF	2:56	4.0	4.0	
Heugabel, Reiner	FRG	1.0	LF		0.0	1.0	
Gao, Wenhe	CHN	3.0	BYE				
ROUND 3/TOUR 3							
Gao, Wenhe	CHN	3.0	0		0.0	3.0	
Weaver, Robert	USA	4.0	13	2:32	4.0	8.0	
Heugabel, Reiner	FRG	1.0	BYE				

FreeStyle 48Kg Final / Aug. 09

Style libre 48 kg Finale/09 Aout

NAME	CTRY	POINTS		RESULTS	TIME	CLASSIFICATION	
		BEF/AV.	RESULTS			POINTS	POINTS
		MATCH	RESULTATS	TEMPS	MATCH	TOTAL	
1ST/2ND PLACE							
Irie, Takashi	JPN		LF		0.0	0.0	
Weaver, Robert	USA		WF	2:58	4.0	4.0	
3RD/4TH PLACE							
Son, Gab-Do	KOR		13	6:00	3.0	3.0	
Gao, Wenhe	CHN		7		1.0	1.0	
5TH/6TH PLACE							
Andersson, Kent	SWE		LP1		0.0	0.0	
Heugabel, Reiner	FRG		WP1	5:21	3.0	3.0	

Free Style 52 Kg Round 1 /Aug. 06

Style libre 52 kg Tour1/08Aout

NAME	CTRY	POINTS		RESULTS	TIME	CLASSIFICATION	
		BEF/AV.	RESULTS			POINTS	POINTS
		MATCH	RESULTATS	TEMPS	MATCH	TOTAL	
GROUP A/GROUPE A							
Garces, Ivan	ECU		14	3:36	4.0	4.0	
Lou, Wie-Ki	TPE		2		0.0	0.0	
Giord Maina, Jesmond	MLT		0		0.0	0.0	
Kim, Jong-Kyu	KOR		12	1:44	4.0	4.0	
Seyhanli, Aslan	TUR		14	6:00	3.5	3.5	
Bourdin, Thierry	FRA		4		0.5	0.5	
Niebler, Fritz	FRG		11		1.0	1.0	
Takahashi, Ray	CAN		13	6:00	3.0	3.0	
Liang, Dejin	CHN						
GROUP B/GROUPE B							
Moore, Garry	GBR		WF	2:04	4.0	4.0	
Aly, Farag	EGY		LF		0.0	0.0	
Gonzales, Joe	USA		3		1.0	1.0	
Trstena, Saban	YUG		6	6:00	3.0	3.0	
Olvera, Bernardo	MEX		0		0.0	0.0	
Singh, Mahavir	IND		12	2:39	4.0	4.0	
Takada, Yuji	JPN		WF	1:27	4.0	4.0	
Diaw, Talla	SEN		LF		0.0	0.0	

Free Style 52 Kg Round 2/Aug. 08

Style libre 52 kg Tour 2/08Aout

NAME	CTRY	POINTS		RESULTS	TIME	CLASSIFICATION	
		BEF/AV.	RESULTS			POINTS	POINTS
		MATCH	RESULTATS	TEMPS	MATCH	TOTAL	
GROUP A/GROUPE A							
Liang, Dejin	CHN	0.0	16	6:00	3.0	3.0	
Garces, Ivan	ECU	4.0	11		1.0	5.0	
Lou, Wie-Ki	TPE	0.0	3		0.5	0.5	
Giord Maina, Jesmond	MLT	0.0	11	6:00	3.5	3.5	
Kim, Jong-Kyu	KOR	4.0	WC	6:00	3.0	7.0	
Seyhanli, Aslan	TUR	3.5	LC		1.0	4.5	
Bourdin, Thierry	FRA	0.5	4		1.0	1.5	
Niebler, Fritz	FRG	1.0	5	6:00	3.0	4.0	
Takahashi, Ray	CAN	3.0	BYE			3.0	
GROUP B/GROUPE B							
Moore, Garry	GBR	4.0	LF		0.0	4.0	
Gonzales, Joe	USA	1.0	WF	2:14	4.0	5.0	
Aly, Farag	EGY	0.0	LF		0.0	0.0	
Trstena, Saban	YUG	3.0	WF	2:14	4.0	7.0	
Olvera, Bernardo	MEX	0.0	0		0.0	0.0	
Takada, Yuji	JPN	4.0	12	3:58	4.0	8.0	
Singh, Mahavir	IND	4.0	WF	5:09	4.0	8.0	
Diaw, Talla	SEN	0.0	LF		0.0	0.0	

Free Style 52 Kg Round 3/Aug. 08

Style libre 52 kg Tour 3/08Aout

NAME	CTRY	POINTS		RESULTS	TIME	CLASSIFICATION	
		BEF/AV.	RESULTS			POINTS	POINTS
		MATCH	RESULTATS	TEMPS	MATCH	TOTAL	
GROUP A/GROUPE A							
Takahashi, Ray	CAN	3.0	7	6:00	3.0	6.0	
Liang, Dejin	CHN	3.0	3		1.0	4.0	
Garces, Ivan	ECU	5.0	LF		0.0	5.0	
Kim, Jong-Kyu	KOR	7.0	WF	1:18	4.0	11.0	
Giord Maina, Jesmond	MLT	3.5	0		0.0	3.5	
Seyhanli, Aslan	TUR	4.5	13	4:55	4.0	8.5	
Niebler, Fritz	FRG	4.0	BYE			4.0	
GROUP B/GROUPE B							
Moore, Garry	GBR	4.0	LF		0.0	4.0	
Trstena, Saban	YUG	7.0	WF	1:59	4.0	11.0	
Gonzales, Joe	USA	5.0	LF		0.0	5.0	
Singh, Mahavir	IND	8.0	WF	0:58	4.0	12.0	
Takada, Yuji	JPN	8.0	BYE			8.0	

Free Style 52 Kg Round 4/Aug. 09

Style libre 52 kg Tour 4/09 Aout

NAME	CTRY	POINTS		RESULTS	TIME	CLASSIFICATION	
		BEF/AV.	RESULTS			POINTS	POINTS
		MATCH	RESULTATS	TEMPS	MATCH	TOTAL	
GROUP A/GROUPE A							
Niebler, Fritz	FRG	4.0	11	6:00	3.5	7.5	
Liang, Dejin	CHN	4.0	0		0.0	4.0	
Takahashi, Ray	CAN	6.0	10		1.0	7.0	
Kim, Jong-Kyu	KOR	1.0	15	6:00	3.0	14.0	
Seyhanli, Aslan	TUR	8.5	BYE			8.5	

Free Style 52 Kg Round 5/Aug.09

Style libre 52 kg Tour 5/09Aout

NAME	CTRY	POINTS		RESULTS	TIME	CLASSIFICATION	
		BEF/AV.	RESULTS			POINTS	POINTS
		MATCH	RESULTATS	TEMPS	MATCH	TOTAL	
GROUP A/GROUPE A							
Seyhanli, Aslan	TUR	8.5	LC		1.0	9.5	
Takahashi, Ray	CAN	7.0	WC	6:00	3.0	10.0	
Niebler, Fritz	FRG	7.5	6		1.0	8.5	
Kim, Jong-Kyu	KOR	14.0	13	6:00	3.0	17.0	

Free Style 52 Kg Group B Final/Aug. 10

Style libre 52kg Finale groupe b/10 Aout

NAME	CTRY	POINTS		RESULTS	TIME	CLASSIFICATION	
		BEF/AV.	RESULTS			POINTS	POINTS
		MATCH	RESULTATS	TEMPS	MATCH	TOTAL	
ROUND 1/TOUR 1							
Takada, Yuji	JPN	0.0	LC		1.0	1.0	
Trstena, Saban	YUG	0.0	WC	6:00	3.0	3.0	
Singh, Mahavir	IND	0.0	BYE			0.0	
ROUND 2/TOUR 2							
Singh, Mahavir	IND	0.0	2		0.0	0.0	
Takada, Yuji	JPN	1.0	14	2:51	4.0	5.0	
Trstena, Saban	YUG	3.0	BYE			3.0	
ROUND 3/TOUR 3							
Trstena, Saban	YUG	3.0	WF	1:13	4.0	7.0	
Singh, Mahavir	IND	0.0	LF		0.0	0.0	
Takada, Yuji	JPN	5.0	BYE			5.0	

Free Style 52 Kg Final/Aug. 10

Style libre 52 kg Finale/10Aout

NAME	CTRY	POINTS		RESULTS	TIME	CLASSIFICATION	
		BEF/AV.	RESULTS			POINTS	POINTS
		MATCH	RESULTATS	TEMPS	MATCH	TOTAL	
1ST / 2ND PLACE							
Kim, Jong-Kyu	KOR		LI		0.0	0.0	
Trstena, Saban	YUG		WI		4.0	4.0	
3RD / 4TH PLACE							
Takahashi, Ray	CAN		0		0.0	0.0	
Takada, Yuji	JPN		12	4:34	4.0	4.0	
5TH / 6TH PLACE							
Seyhanli, Aslan	TUR		14	6:00	3.5	3.5	
Singh, Mahavir	IND		5		0.5	0.5	
7TH PLACE							
Niebler, Fritz	FRG						
8TH PLACE							
Liang, Dejin	CHN						

Free Style 57 Kg Round1/Aug.09 **Style libre 57kg Tour 1/09Aout**

NAME	CTRY	POINTS		RESULTS	TIME	CLASSIFICATION	
		BEF/AV.	RESULTS			POINTS	POINTS
		MATCH	RESULTATS	TEMPS	MATCH	TOTAL	
GROUP A/GROUPE A							
Abood, Marwan Suhail	IRQ		2		1.0	1.0	
Aspen, Brian	GBR	5	6:00	3.0	3.0		
Akgun, Ibrahim	TUR	LF			0.0	0.0	
Tomiyama, Hideaki	JPN	WF	6:00	4.0	4.0		
Caceres, Orlando	PUR	14	6:00	3.5	3.5		
Leslie, Saul	PAN	4		0.5	0.5		
Nkondog, Simon	CMR	LF			0.0	0.0	
Singh, Rohtas	IND	WF	1:03	4.0	4.0		
GROUP B/GROUPE B							
Hawkins, Graeme	NZL	WF	1:35	4.0	4.0		
Garcia, Miguel Angel	ESP	LF		0.0	0.0		
Davis, Barry	USA	24	6:00	4.0	4.0		
Guanbunima	CHN	10		0.0	0.0		
Severino, Senvio T.	DOM	5		0.0	0.0		
Sorov, Zoran	YUG	17	5:13	4.0	4.0		
Holmes, Lawrence	CAN	1		0.0	0.0		
Kim, Eui-Kon	KOR	13	5:33	4.0	4.0		

Free Style 57 Kg Round 2/Aug. 10 **Style libre 57 kg Tour 2/10 Aout**

NAME	CTRY	POINTS		RESULTS	TIME	CLASSIFICATION	
		BEF/AV.	RESULTS			POINTS	POINTS
		MATCH	RESULTATS	TEMPS	MATCH	TOTAL	
GROUP A/GROUPE A							
Abood, Marwan Suhail	IRQ	1.0	LGS		0.0	1.0	
Akgun, Ibrahim	TUR	0.0	WGS	4:55	4.0	4.0	
Aspen, Brian	GBR	3.0	LF		0.0	3.0	
Tomiyama, Hideaki	JPN	4.0	WF	3:51	4.0	8.0	
Caceres, Orlando	PUR	3.5	WF	1:04	4.0	7.5	
Nkondog, Simon	CMR	0.0	LF		0.0	0.0	
Leslie, Saul	PAN	0.5	LGS		0.0	0.5	
Singh, Rohtas	IND	4.0	WGS	2:23	4.0	8.0	
GROUP B/GROUPE B							
Hawkins, Graeme	NZL	4.0	LGS		0.0	4.0	
Davis, Barry	USA	4.0	WGS	1:57	4.0	8.0	
Garcia, Miguel Angel	ESP	0.0	LGS		0.0	0.0	
Guanbunima	CHN	0.0	WGS	1:50	4.0	4.0	
Sorov, Zoran	YUG	4.0	8	6:00	3.0	7.0	
Holmes, Lawrence	CAN	0.0	3		1.0	1.0	
Kim, Eui-Kon	KOR		BYE				

Free Style 57Kg Round 3/ Aug. 10 **Style libre 57 kg Tour 3/10 Aout**

NAME	CTRY	POINTS		RESULTS	TIME	CLASSIFICATION	
		BEF/AV.	RESULTS			POINTS	POINTS
		MATCH	RESULTATS	TEMPS	MATCH	TOTAL	
GROUP A/GROUPE A							
Aspen, Brian	GBR	3.0	8	6:00	3.0	6.0	
Akgun, Ibrahim	TUR	4.0	5		1.0	5.0	
Tomiyama, Hideaki	JPN	8.0	11	6:00	3.5	11.5	
Caceres, Orlando	PUR	7.5	3		0.5	8.0	
Singh, Rohtas	IND	8.0	BYE			8.0	
GROUP B/GROUPE B							
Kim, Eui-Kon	KOR	4.0	1		0.5	4.5	
Davis, Barry	USA	8.0	9	6:00	3.5	11.5	
Hawkins, Graeme	NZL	4.0	3		0.0	4.0	
Guanbunima	CHN	4.0	15	3:22	4.0	8.0	
Sorov, Zoran	YUG	7.0	BYE			7.0	

Free Style 57 Kg Round 4 /Aug. 11 **Style libre 57 kg Tour 4/11 Aout**

NAME	CTRY	POINTS		RESULTS	TIME	CLASSIFICATION	
		BEF/AV.	RESULTS			POINTS	POINTS
		MATCH	RESULTATS	TEMPS	MATCH	TOTAL	
GROUP A/GROUPE A							
Singh, Rohtas	IND	8.0	LF		0.0	8.0	
Tomiyama, Hideaki	JPN	11.5	WF	2:19	4.0	15.5	
Aspen, Brian	GBR	6.0	LI		0.0	6.0	
Caceres, Orlando	PUR	8.0	WI		4.0	12.0	

NAME	CTRY	POINTS		RESULTS	TIME	CLASSIFICATION	
		BEF/AV.	RESULTS			POINTS	POINTS
		MATCH	RESULTATS	TEMPS	MATCH	TOTAL	
GROUP B/GROUPE B							
Sorov, Zoran	YUG	7.0	4		1.0	8.0	
Davis, Barry	USA	11.5	6	6:00	3.0	14.5	
Kim, Eui-Kon	KOR	4.5	12	1:56	4.0	8.5	
Guanbunima	CHN	8.0	0		0.0	8.0	

Free Style 67 Kg Group A Final /Aug. 11 **Style libre 57 kg Finale groupe a/ 11 Aout**

NAME	CTRY	POINTS		RESULTS	TIME	CLASSIFICATION	
		BEF/AV.	RESULTS			POINTS	POINTS
		MATCH	RESULTATS	TEMPS	MATCH	TOTAL	
ROUND 1 /TOUR 1							
Singh, Rohtas	IND		LF		0.0	0.0	PREL
Tomiyama, Hideaki	JPN		WF	2:19	4.0	4.0	
Caceres, Orlando	PUR		BYE				
ROUND 2 /TOUR 2							
Caceres, Orlando	PUR	0.0	12	6:00	3.5	3.5	
Singh, Rohtas	IND	0.0	4		0.5	0.5	
Tomiyama, Hideaki	JPN	4.0	BYE			4.0	
ROUND 3 /TOUR 3							
Tomiyama, Hideaki	JPN	4.0	11	6:00	3.5	7.5	PREL
Caceres, Orlando	PUR	3.5	3		0.5	4.0	
Singh, Rohtas	IND	0.5	BYE			0.5	

Free Style 57 Kg Group B Final / Aug.11 **Style libre 57 kg Finale groupe b / 11 Aout**

NAME	CTRY	POINTS		RESULTS	TIME	CLASSIFICATION	
		BEF/AV.	RESULTS			POINTS	POINTS
		MATCH	RESULTATS	TEMPS	MATCH	TOTAL	
ROUND 1 /TOUR 1							
Sorov, Zoran	YUG		2		0.5	0.5	
Kim, Eui-Kon	KOR	10	6:00	3.5	3.5		
Davis, Barry	USA		BYE			0.0	
ROUND 2 /TOUR 2							
Sorov, Zoran	YUG	0.5	4		1.0	1.5	PREL
Davis, Barry	USA	0.0	6	6:00	3.0	3.0	
Kim, Eui-Kon	KOR	3.5	BYE			3.5	
ROUND 3 /TOUR 3							
Kim, Eui-Kon	KOR	3.5	1		0.5	4.0	PREL
Davis, Barry	USA	3.0	9	6:00	3.5	6.5	
Sorov, Zoran	YUG	1.5	BYE			1.5	

Free Style 57 Kg Final /Aug. 11 **Style libre 57 kg Finale/ 11 Aout**

NAME	CTRY	POINTS		RESULTS	TIME	CLASSIFICATION	
		BEF/AV.	RESULTS			POINTS	POINTS
		MATCH	RESULTATS	TEMPS	MATCH	TOTAL	
1ST /2ND PLACE							
Tomiyama, Hideaki	JPN	8	6:00	3.0	3.0		
Davis, Barry	USA	3		1.0	1.0		
3RD /4TH PLACE							
Caceres, Orlando	PUR	4		1.0	1.0		
Kim, Eui-Kon	KOR	7	6:00	3.0	3.0		
5TH /6TH PLACE							
Singh, Rohtas	IND	3	6:00	3.0	3.0		
Sorov, Zoran	YUG	2		1.0	1.0		
7TH PLACE							
Guanbunima	CHN						
8TH PLACE							
Akgun, Ibrahim	TUR						

Free Style 62 Kg Round 1 /Aug. 07 **Style libre 62 kg Tour 1 / 07 Aout**

NAME	CTRY	POINTS		RESULTS	TIME	CLASSIFICATION	
		BEF/AV.	RESULTS			POINTS	POINTS
		MATCH	RESULTATS	TEMPS	MATCH	TOTAL	
GROUP A/GROUPE A							
Kaygusuz, Selman	TUR	6	6:00	3.0	3.0		
Herbster, Martin	FRG	5		1.0	1.0		
Lee, Jung-Keun	KOR	WF	0:55	4.0	4.0		
Inagaki, Jose	PER	LF		0.0	0.0		
Flores, Carmelo	PUR	WF	2:48	4.0	4.0		
Segning, Pascal	CMR	LF		0.0	0.0		
Akaishi, Kosei	JPN	7	6:00	3.0	3.0		
Robinson, Bob	CAN	4		1.0	1.0		
GROUP B/GROUPE B							
Santor, Gerard	FRA	9	6:00	3.5	3.5		
Navarrete, Daniel A.	ARG	1		0.5	0.5		
Camacho, Leonardo	BOL	0		0.0	0.0		
La Bruna, Antonio	ITA	12	4:09	4.0	4.0		
Dunbar, Mark Anthony	GBR	0		0.0	0.0		
Lewis, Randy	USA	12	2:36	4.0	4.0		
Singh, Gian	IND	2		1.0	1.0		
Brown, Cris	AUS	6	6:00	3.0	3.0		

Free Style 62 Kg Round 2 / Aug. 07 **Style libre 62 kg Tour 2 / 07 Aout**

NAME	CTRY	POINTS		RESULTS	TIME	CLASSIFICATION	
		BEF/AV.	RESULTS			POINTS	POINTS
		MATCH	RESULTATS	TEMPS	MATCH	TOTAL	
GROUP A/GROUPE A							
Kaygusuz, Selman	TUR	3.0	1		0.5	3.5	
Lee, Jung-Keun	KOR	4.0	10	6:00	3.5	7.5	
Herbster, Martin	FRG	1.0	WF	1:22	4.0	5.0	
Inagaki, Jose	PER	0.0	LF		0.0	0.0	
Flores, Carmelo	PUR	4.0	LF		0.0	4.0	
Akaishi, Kosei	JPN	3.0	WF	1:40	4.0	7.0	
Segning, Pascal	CMR	0.0	0		0.0	0.0	
Robinson, Bob	CAN	1.0	13	1:10	4.0	5.0	
GROUP B/GROUPE B							
Santor, Gerard	FRA	3.5	10	6:00	3.5	7.0	
Camacho, Leonardo	BOL	0.0	2		0.5	0.5	
Navarrete, Daniel A.	ARG	0.5	0		0.0	0.5	
La Bruna, Antonio	ITA	4.0	13	3:59	4.0	8.0	
Dunbar, Mark Anthony	GBR	0.0	5		1.0	1.0	
Singh, Gian	IND	1.0	6	6:00	3.0	4.0	
Lewis, Randy	USA	4.0	13	3:16	4.0	8.0	
Brown, Cris	AUS	3.0	1		0.0	3.0	

Free Style 62 Kg Round 3 / Aug. 07 **Style libre 62 kg Tour 3 / 07 Aout**

NAME	CTRY	POINTS		RESULTS	TIME	CLASSIFICATION	
		BEF/AV.	RESULTS			POINTS	POINTS
		MATCH	RESULTATS	TEMPS	MATCH	TOTAL	
GROUP A/GROUPE A							
Kaygusuz, Selman	TUR	3.5	13	2:37	4.0	7.5	
Flores, Carmelo	PUR	4.0	0		0.0	4.0	
Herbster, Martin	FRG	5.0	8	6:00	3.0	8.0	
Akaishi, Kosei	JPN	7.0	1		1.0	8.0	
Lee, Jung-Keun	KOR	7.5	10	6:00	3.0	10.5	
Robinson, Bob	CAN	5.0	9		1.0	6.0	
GROUP B/GROUPE B							
Santor, Gerard	FRA	7.0	0		0.0	7.0	
La Bruna, Antonio	ITA	8.0	5	6:00	3.0	11.0	
Lewis, Randy	USA	8.0	12	1:53	4.0	12.0	
Singh, Gian	IND	4.0	0		0.0	4.0	
Brown, Cris	AUS		BYE				

Free Style 62 Kg Round 4 / Aug. 08 **Style libre 62 kg Tour 4 / 08 Aout**

NAME	CTRY	POINTS		RESULTS	TIME	CLASSIFICATION	
		BEF/AV.	RESULTS			POINTS	POINTS
		MATCH	RESULTATS	TEMPS	MATCH	TOTAL	
GROUP A/GROUPE A							
Kaygusuz, Selman	TUR						

NAME	CTRY	POINTS		RESULTS	TIME	CLASSIFICATION	
		BEF/AV.	RESULTS			POINTS	POINTS
		MATCH	RESULTATS	TEMPS	MATCH	TOTAL	
GROUP B / GROUPE B							
Brown, Cris	AUS	3.0	8	6:00	3.5	6.5	
Santoro, Gerard	FRA	7.0	0		0.0	7.0	
La Bruna, Antonio	ITA	11.0	3		0.0	11.0	
Lewis, Randy	USA	12.0	15	4:46	4.0	16.0	

Free Style 62 Kg Group A Final / Aug. 09				Style libre 62 kg Finale groupe a / 09 Aout			
NAME	CTRY	POINTS		RESULTS	TIME	CLASSIFICATION	
		BEF/AV.	RESULTS			POINTS	POINTS
		MATCH	RESULTATS	TEMPS	MATCH	TOTAL	
ROUND 1 / TOUR 1							
Lee, Jung-Keun	KOR		0		0.0	0.0	
Akaishi, Kosei	JPN		7	6:00	3.0	3.0	

Free Style 62 Kg Group B Final / Aug. 09				Style libre 62 kg Finale groupe b / 09 Aout			
NAME	CTRY	POINTS		RESULTS	TIME	CLASSIFICATION	
		BEF/AV.	RESULTS			POINTS	POINTS
		MATCH	RESULTATS	TEMPS	MATCH	TOTAL	
ROUND 1 / TOUR 1							
Brown, cris	AUS		4	6:00	3.0	3.0	
La Bruna, Antonio	ITA		3		1.0	1.0	
Lewis, Randy	USA		BYE			0.0	
ROUND 2 / TOUR 2							
Lewis, Randy	USA	0.0	13	3:16	4.0	4.0	PREL
Brown, Cris	AUS	3.0	1		0.0	3.0	
La Bruna, Antonio	ITA	1.0	BYE				
ROUND 3 / TOUR 3							
La Bruna, Antonio	ITA	1.0	3		0.0	1.0	PREL
Lewis, Randy	USA	4.0	15	4:46	4.0	8.0	
Brown, Cris	AUS	3.0	BYE				

Free Style 62 Kg Final / Aug. 09				Style libre 62 kg Finale/ 09 Aout			
NAME	CTRY	POINTS		RESULTS	TIME	CLASSIFICATION	
		BEF/AV.	RESULTS			POINTS	POINTS
		MATCH	RESULTATS	TEMPS	MATCH	TOTAL	
1ST / 2ND PLACE							
Akaishi, Kosei	JPN		11		0.0	0.0	
Lewis, Randy	USA		24	4:52	4.0	4.0	
3RD / 4TH PLACE							
Lee, Jung-Keun	KOR		11	6:00	3.0	3.0	
Brown, cris	AUS		6		1.0	1.0	
5TH / 6TH PLACE							
Herbster, Martin	FRG		11	6:00	3.0	3.0	
La Bruna, Antonio	ITA		4		1.0	1.0	

Free Style 68 Kg Round 1 / Aug. 09				Style libre 68 kg Tour 1 / 09 Aout			
NAME	CTRY	POINTS		RESULTS	TIME	CLASSIFICATION	
		BEF/AV.	RESULTS			POINTS	POINTS
		MATCH	RESULTATS	TEMPS	MATCH	TOTAL	
GROUP A / GROUPE A							
McKay, Dave	CAN		13	2:15	4.0	4.0	
Zammit, Alexander	MLT		0		0.0	0.0	
Kelevitz, Zsigmond	AUS		13	4:33	4.0	4.0	
Ren, Qin	CHN		1		0.0	0.0	
Iglesias, FcoJavier	ESP		LF		0.0	0.0	
Bailiss, Steven	GBR		WF	2:49	4.0	4.0	
Hamed, Hossameldin	EGY		0		0.0	0.0	
Rauhala, Jukka	FIN		12	5:58	4.0	4.0	
Athanassiadis, George	GRE		1		0.5	0.5	
Rein, Andrew	USA		9	6:00	3.5	3.5	
Neyer, Rene	SUI		BYE				
GROUP B / GROUPE B							
Betancourt, Jose	PUR		WF	1:06	4.0	4.0	
Goldstein, Boris Adrian	ARG		LF		0.0	0.0	
Seker, Fevzi	TUR		14	3:58	4.0	4.0	
Valladares, Ivan	PER		2		0.0	0.0	
Brulon, Eric	FRA		1		0.0	0.0	
You, In-Tak	KOR		13	4:35	4.0	4.0	
Singh, Jagmander	IND		14	1:24	4.0	4.0	
Manzur Aguilar, Gustavo	ESA		0		0.0	0.0	
Knosp, Erwin	FRG		13	2:59	4.0	4.0	
Kede Manga, Victor	CMR		0		0.0	0.0	
Kamimura, Masakazu	JPN		BYE				

Free Style 68 Kg Round 2 / Aug. 09				Style libre 68 kg Tour 2 / 09 Aout			
NAME	CTRY	POINTS		RESULTS	TIME	CLASSIFICATION	
		BEF/AV.	RESULTS			POINTS	POINTS
		MATCH	RESULTATS	TEMPS	MATCH	TOTAL	
GROUP A / GROUPE A							
Neyer, Rene	SUI	0.0	WF	5:03	4.0	4.0	
McKay, Dave	CAN	4.0	LF		0.0	4.0	
Zammit, Alexander	MLT	0.0	LF		0.0	0.0	
Kelevitz, Zsigmond	AUS	4.0	WF	1:01	4.0	8.0	
Ren, Qin	CHN	0.0	15	2:31	4.0	4.0	
Iglesias, Fco Javier	ESP	0.0	2		0.0	0.0	
Bailiss, Steven	GBR	4.0	2		1.0	5.0	
Hamed, Hossameldin	EGY	0.0	8	6:00	3.0	3.0	
Rauhala, Jukka	FIN	4.0	7	6:00	3.0	7.0	
Athanassiadis, George	GRE	0.5	3		1.0	1.5	
Rein, Andrew	USA	3.5	BYE				
GROUP B / GROUPE B							
Kamimura, Masakazu	JPN	0.0	MP1	5:36	3.0	3.0	
Betancourt, Jose	PUR	4.0	LP1		0.0	4.0	
Goldstein, Boris Adrian	ARG	0.0	LF		0.0	0.0	
Seker, Fevzi	TUR	4.0	WF	2:30	4.0	8.0	
Valladares, Ivan	PER	0.0	LF		0.0	0.0	
Brulon, Eric	FRA	0.0	WF	2:59	4.0	4.0	
You, In-Tak	KOR	4.0	19	4:39	4.0	8.0	
Singh, Jagmander	IND	4.0	7		0.0	4.0	
Manzur Aguilar, Gustavo	ESA	0.0	LP1		0.0	0.0	
Knosp, Erwin	FRG	4.0	MP1	2:34	3.5	7.5	
Kede Manga, Victor	CMR	0.0	BYE				

Free Style 68 Kg Round 3 / Aug. 10				Style libre 68 kg Tour 3 / 10 Aout			
NAME	CTRY	POINTS		RESULTS	TIME	CLASSIFICATION	
		BEF/AV.	RESULTS			POINTS	POINTS
		MATCH	RESULTATS	TEMPS	MATCH	TOTAL	
GROUP A / GROUPE A							
Rein, Andrew	USA	3.5	13	6:00	3.5	7.0	
Neyer, Rene	SUI	4.0	4		0.5	4.5	
McKay, Dave	CAN	4.0	3		1.0	5.0	
Kelevitz, Zsigmond	AUS	8.0	6	6:00	3.0	11.0	
Ren, Qin	CHN	4.0	4		1.0	5.0	
Hamed, Hossam El Din	EGY	3.0	6	6:00	3.0	6.0	
Bailiss, Steven	GBR	5.0	3		1.0	6.0	
Rauhala, Jukka	FIN	7.0	10	6:00	3.0	10.0	

Free Style 68 Kg Round 4 / Aug. 10				Style libre 68 kg Tour 4 / 10 Aout			
NAME	CTRY	POINTS		RESULTS	TIME	CLASSIFICATION	
		BEF/AV.	RESULTS			POINTS	POINTS
		MATCH	RESULTATS	TEMPS	MATCH	TOTAL	
GROUP B / GROUPE B							
Kede Manga, Victor	CMR	0.0	LF		0.0	0.0	
Kamimura, Masakazu	JPN	3.0	WF	1:08	4.0	7.0	
Betancourt, Jose	PUR	4.0	LGS		0.0	4.0	
Seker, Fevzi	TUR	8.0	WGS	6:00	4.0	12.0	
Brulon, Eric	FRA	4.0	5		1.0	5.0	
Singh, Jagmander	IND	4.0	10	6:00	3.0	7.0	
You, In-Tak	KOR	8.0	WGS	3:56	4.0	12.0	
Knosp, Erwin	FRG	7.5	LGS		0.0	7.5	

Free Style 68 Kg Round 4 / Aug. 10				Style libre 68 kg Tour 4 / 10 Aout			
NAME	CTRY	POINTS		RESULTS	TIME	CLASSIFICATION	
		BEF/AV.	RESULTS			POINTS	POINTS
		MATCH	RESULTATS	TEMPS	MATCH	TOTAL	
GROUP A / GROUPE A							
Rein, Andrew	USA	7.0	4	6:00	3.0	10.0	
Kelevitz, Zsigmond	AUS	11.0	0		0.0	11.0	
Neyer, Rene	SUI	4.5	13	6:00	3.0	7.5	
Hamed, Hossam El Din	EGY	6.0	11		1.0	7.0	
Rauhala, Jukka	FIN	10.0	BYE			10.0	
GROUP B / GROUPE B							
Kamimura, Masakazu	JPN	7.0	4		1.0	8.0	
You, In-Tak	KOR	12.0	11	6:00	3.0	15.0	
Seker, Fevzi	TUR	12.0	WF	2:32	4.0	16.0	
Singh, Jagmander	IND	7.0	LF		0.0	7.0	
Knosp, Erwin	FRG	7.5	BYE			7.5	

Free Style 68 Kg Round 5 / Aug. 11				Style libre 68 kg Tour 5 / 11 Aout			
NAME	CTRY	POINTS		RESULTS	TIME	CLASSIFICATION	
		BEF/AV.	RESULTS			POINTS	POINTS
		MATCH	RESULTATS	TEMPS	MATCH	TOTAL	
GROUP A / GROUPE A							
Rauhala, Jukka	FIN	10.0	4		0.5	10.5	
Rein, Andrew	USA	10.0	14	6:00	3.5	13.5	
Neyer, Rene	SUI	7.5	3		1.0	8.5	
Kelevitz, Zsigmond	AUS	11.0	9	6:00	3.0	14.0	
GROUP B / GROUPE B							
Knosp, Erwin	FRG	7.5	2		1.0	8.5	
Kamimura, Masakazu	JPN	8.0	6	6:00	3.0	11.0	
Seker, Fevzi	TUR	16.0	2		1.0	17.0	
You, In-Tak	KOR	15.0	7	6:00	3.0	18.0	

Free Style 68 Kg Group A Final / Aug. 11				Style libre 68 kg Finale groupe a / 11 Aout			
NAME	CTRY	POINTS		RESULTS	TIME	CLASSIFICATION	
		BEF/AV.	RESULTS			POINTS	POINTS
		MATCH	RESULTATS	TEMPS	MATCH	TOTAL	
ROUND 1 / TOUR 1							
Rauhala, Jukka	FIN		4		0.5	0.5	PREL
Rein, Andrew	USA		14	6:00	3.5	3.5	
Kelevitz, Zsigmond	AUS		BYE			0.0	
ROUND 2 / TOUR 2							
Kelevitz, Zsigmond	AUS	0.0	5		1.0	1.0	
Rauhala, Jukka	FIN	0.5	6	6:00	3.0	3.5	
Rein, Andrew	USA	3.5	BYE			3.5	
ROUND 3 / TOUR 3							
Rein, Andrew	USA	3.5	4	6:00	3.0	6.5	PREL
Rauhala, Jukka	FIN	3.5	0		0.0	3.5	
Kelevitz, Zsigmond	AUS	1.0	BYE			1.0	

**Free Style 68 Kg
Group B Final /Aug. 11****Style libre 68 kg
Finale groupe b / 11 Aout**

NAME	CTRY	POINTS		RESULTS	TIME	CLASSIFICATION	
		BEF/AV.	MATCH			POINTS	TOTAL
ROUND 1 / TOUR 1							
Kamimura, Masakazu	JPN	5		6:00	3.0	3.0	
Seker, Fevzi	TUR	5			1.0	1.0	
You, In-Tak	KOR		BYE			0.0	
ROUND 2 / TOUR 2							
Kamimura, Masakazu	JPN	3.0	4		1.0	4.0	PREL
You, In-Tak	KOR	0.0	11	6:00	3.0	3.0	
Seker, Fevzi	TUR	1.0		BYE		1.0	
ROUND 3 / TOUR 3							
Seker, Fevzi	TUR	1.0	2		1.0	2.0	
You, In-Tak	KOR	3.0	7	6:00	3.0	6.0	
Kamimura, Masakazu	JPN	4.0		BYE		4.0	

**Free Style 68 Kg
Final /Aug. 11****Style libre 68 kg
Finale / 11 Aout**

NAME	CTRY	POINTS		RESULTS	TIME	CLASSIFICATION	
		BEF/AV.	MATCH			POINTS	TOTAL
1ST / 2ND PLACE							
You, In-Tak	KOR	5		6:00	3.0	3.0	
Rein, Andrew	USA	5			1.0	1.0	
3RD / 4TH PLACE							
Rauhala, Jukka	FIN		WI	3:02	4.0	4.0	
Kamimura, Masakazu	JPN		LI		0.0	0.0	
5TH / 6TH PLACE							
Kelevitz, Zsigmond	AUS	11		6:00	3.5	3.5	
Seker, Fevzi	TUR	3			0.5	0.5	
7TH PLACE							
Knosp, Erwin	FRG						
8TH PLACE							
Neyer, Rene	SUI						

**Free Style 74 Kg
Round 1 /Aug. 08****Style libre 74 kg
Tour 1 / 08 Aout**

NAME	CTRY	POINTS		RESULTS	TIME	CLASSIFICATION	
		BEF/AV.	MATCH			POINTS	TOTAL
GROUP A / GROUPE A							
Hamad, Mohamed	EGY	5			1.0	1.0	
galas, Romelio	COL	8		6:00	3.0	3.0	
Rauhala, Pekka	FIN	1			0.5	0.5	
Schultz, David	USA	9		6:00	3.5	3.5	
Coleman, Zane	NZL		LF		0.0	0.0	
Sejdi, Saban	YUG		WF	5:03	4.0	4.0	
Ordonez, Ignacio	ESP	0			0.0	0.0	
Sagan, Selahattin	TUR	14		1:04	4.0	4.0	
Faris, Ali	IRQ		WF	1:05	4.0	4.0	
GuI, Mohammad	PAK		LF		0.0	0.0	
Han, Myung-Woo	KOR		BYE				
GROUP B / GROUPE B							
Mongeon, Marc	CAN		WF	4:30	4.0	4.0	
Walker, Fitzlloyd	GBR		LF		0.0	0.0	
Higuchi, Naomi	JPN	2			1.0	1.0	
Singh, Rajender	IND	5		6:00	3.0	3.0	
Zayar, Mohamed	SYR		LP1		0.0	0.0	
Bambe, Houkreo	CMR		WF1	3:14	3.0	3.0	
Stratico, Oscar S.	ARG	5			0.5	0.5	
Olawale, Seidu	NGR	15		6:00	3.5	3.5	
Knosp, Martin	FRG		WF	1:49	4.0	4.0	
Bogiatzis, Kyriakos	GRE		LF		0.0	0.0	
Green, Craig	AUS		BYE				

**Free Style 74 Kg
Round 2 / Aug. 08****Style libre 74 kg
Tour 2 / 08 Aout**

NAME	CTRY	POINTS		RESULTS	TIME	CLASSIFICATION	
		BEF/AV.	MATCH			POINTS	TOTAL
GROUP A / GROUPE A							
Han, Myung-Woo	KOR	0.0	WF	2:00	4.0	4.0	
Hamad, Mohamed	EGY	1.0	LF		0.0	1.0	EL
Salas, Romelio	COL	3.0	LF		0.0	3.0	
Rauhala, Pekka	FIN	0.5	WF	2:50	4.0	4.5	
Schultz, David	USA	3.5	12	3:16	4.0	7.5	
Coleman, Zane	NZL	0.0	0		0.0	0.0	EL
Sejdi, Saban	YUG	4.0	12	1:45	4.0	8.0	
Ordonez, Ignacio	ESP	0.0	0		0.0	0.0	EL
Sagan, Selahattin	TUR	4.0	9	6:00	3.5	7.5	
Faris, Ali	IRQ	4.0	1		0.5	4.5	
GuI, Mohammad	PAK	0.0	BYE		0.0	0.0	
GROUP B / GROUPE B							
Green, Craig	AUS	0.0	2		1.0	1.0	
Mongeon, Marc	CAN	4.0	6	6:00	3.0	7.0	
Walker, Fitzlloyd	GBR	0.0	4		1.0	1.0	EL
Higuchi, Naomi	JPN	1.0	7	6:00	3.0	4.0	
Singh, Rajender	IND	3.0	4	6:00	3.0	6.0	
Zayar, Mohamed	SYR	0.0	3		1.0	1.0	EL
Bambe, Houkreo	CMR	3.0	WPS	1:58	3.5	6.5	
Stratico, Oscar S.	ARG	0.5	LPS		0.0	0.5	EL
Olawale, Seidu	NGR	3.5	LF		0.0	3.5	
Knosp, Martin	FRG	4.0	WF	2:20	4.0	8.0	
Bogiatzis, Kyriakos	GRE	0.0	BYE		0.0	0.0	

**Free Style 74 Kg
Round 3 / Aug. 08****Style libre 74 kg
Tour 3 / 08 Aout**

NAME	CTRY	POINTS		RESULTS	TIME	CLASSIFICATION	
		BEF/AV.	MATCH			POINTS	TOTAL
GROUP A / GROUPE A							
GuI, Mohammad	PAK	0.0	LF		0.0	0.0	
Han, Myung-Woo	KOR	4.0	WF	0:33	4.0	8.0	
Salas, Romelio	COL	3.0	0		0.0	3.0	
Schultz, David	USA	7.5	12	1:13	4.0	11.5	
Rauhala, Pekka	FIN	4.5	9	6:00	3.0	7.5	
Sagan, Selahattin	TUR	7.5	5		1.0	8.5	
Sejdi, Saban	YUG	8.0	13	5:05	4.0	12.0	
Faris, Ali	IRQ	4.5	1		0.0	4.5	

NAME	CTRY	POINTS		RESULTS	TIME	CLASSIFICATION	
		BEF/AV.	MATCH			POINTS	TOTAL
GROUP B / GROUPE B							
Bogiatzis, Kyriakos	GRE	0.0	4	6:00	3.0	3.0	
Green, Craig	AUS	1.0	2		1.0	2.0	
Mongeon, Marc	CAN	7.0	3		0.5	7.5	
Higuchi, Naomi	JPN	4.0	11	6:00	3.5	7.5	
Singh, Rajender	IND	6.0	6	6:00	3.0	9.0	
Olawale, Seidu	NGR	3.5	2		1.0	4.5	
Bambe, Houkreo	CMR	6.5	LF		0.0	6.5	
Knosp, Martin	FRG	8.0	WF	1:08	4.0	12.0	

**Free Style 74 Kg
Round 4 / Aug. 09****Style libre 74 kg
Tour 4 / 09 Aout**

NAME	CTRY	POINTS		RESULTS	TIME	CLASSIFICATION	
		BEF/AV.	MATCH			POINTS	TOTAL
GROUP A / GROUPE A							
Han, Myung-Woo	KOR	8.0	5		1.0	9.0	
Rauhala, Pekka	FIN	7.5	6	6:00	3.0	10.5	
Schultz, David	USA	11.5	WF	1:46	4.0	15.5	
Sejdi, Saban	YUG	12.0	LF		0.0	12.0	
Sagan, Selahattin	TUR	8.5	BYE				
GROUP B / GROUPE B							
Bogiatzis, Kyriakos	GRE	3.0	0		0.0	3.0	
Mongeon, Marc	CAN	7.5	12	3:49	4.0	11.5	
Higuchi, Naomi	JPN	7.5	WF	1:21	4.0	11.5	
Bambe, Houkreo	CMR	6.5	LF		0.0	6.5	
Singh, Rajender	IND	9.0	LF		0.0	9.0	
Knosp, Martin	FRG	12.0	WF	1:31	4.0	16.0	

**Free Style 74 Kg
Round 5 / Aug. 09****Style libre 74 kg
Tour 5/09 Aout**

NAME	CTRY	POINTS		RESULTS	TIME	CLASSIFICATION	
		BEF/AV.	MATCH			POINTS	TOTAL
GROUP A / GROUPE A							
Sagan, Selahattin	TUR	8.5	0		0.0	8.5	
Han, Myung-Woo	KOR	9.0	6	6:00	3.0	12.0	
Rauhala, Pekka	FIN	10.5	7		1.0	11.5	
Sejdi, Saban	YUG	12.0	10	6:00	3.0	15.0	
Schultz, David	USA	15.5	BYE			15.5	
GROUP B / GROUPE B							
Mongeon, Marc	CAN	11.5	0		0.0	11.5	
Singh, Rajender	IND	9.0	9	6:00	3.5	12.5	
Higuchi, Naomi	JPN	11.5	LF		0.0	11.5	
Knosp, Martin	FRG	16.0	WF	1:20	4.0	20.0	

**Free Style 74 Kg
Group A Final /Aug. 10****Style libre 74 kg
Finale groupe a/ 10 Aout**

NAME	CTRY	POINTS		RESULTS	TIME	CLASSIFICATION	
		BEF/AV.	MATCH			POINTS	TOTAL
ROUND 1 / TOUR 1							
Han, Myung-Woo	KOR	0.0	0		0.0	0.0	
Schultz, David	USA	4.0	5	6:00	3.0	7.0	
Sejdi, Saban	YUG	0.0	BYE				
ROUND 2 / TOUR 2							
Schultz, David	USA		WF	1:46	4.0		PREL
Sejdi, Saban	YUG		LF		0.0		
Han, Myung-Woo	KOR		BYE				
ROUND 3 / TOUR 3							
Sejdi, Saban	YUG	0.0	8	6:00	3.5	3.5	
Han, Myung-Woo	KOR	0.0	0		0.0	0.0	
Schultz, David	USA	7.0	BYE				

Wrestling

Lutte

Free Style 74 Kg Final /Aug. 10						Style libre 74 kg Finale / 10 Aout					
NAME	CTRY	POINTS		RESULTS	TIME	CLASSIFICATION		POINTS	TOTAL		
		BEF/AV.	MATCH			RESULTATS	TEMPS			MATCH	TOTAL
1ST / 2ND PLACE											
Schultz, David	USA		4	6:00	3.0	3.0		3.0			
Knosp, Martin	FRG		1		1.0	1.0		1.0			
3RD / 4TH PLACE											
Sejdi, Saban	YUG		5	6:00	3.0	3.0		3.0			
Singh, Rajender	IND		1		1.0	1.0		1.0			
5TH / 6TH PLACE											
Han, Myung-Woo	KOR		3		1.0	1.0		1.0			
Higuchi, Naomi	JPN		7	6:00	3.0	3.0		3.0			
7TH PLACE											
Mongeon, Marc	CAN										
8TH PLACE											
Rauhala, Pekka	FIN										

Free Style 82 Kg Round 1 / Aug. 09						Style libre 82 kg Tour 1 / 09 Aout					
NAME	CTRY	POINTS		RESULTS	TIME	CLASSIFICATION		POINTS	TOTAL		
		BEF/AV.	MATCH			RESULTATS	TEMPS			MATCH	TOTAL
GROUP A / GROUPE A											
Trik, Reiner	FRG		5	6:00	3.0	3.0		3.0			
Busarello, Guenter	AUT		3		1.0	1.0		1.0			
Lundell, Lennart	SWE		6	6:00	3.0	3.0		3.0			
Ilomaki, Jouni	FIN		1		1.0	1.0		1.0			
Nto, Barthelemy	CMR		LF		0.0	0.0		0.0			
Deskoulidis, Iraklis	GRE		WF	1:28	4.0	4.0		4.0			
Nagashima, Hideyuki	JPN		5		1.0	1.0		1.0			
Kim, Tae-Woo	KOR		10	6:00	3.0	3.0		3.0			
GROUP B / GROUPE B											
Reinsfield, Kenneth	NZL		5	6:00	3.0	3.0		3.0			
Agogo, Kally	NGR		1		1.0	1.0		1.0			
Schultz, Mark	USA				0.0	0.0		0.0			
Karabacak, Resit	TUR		WDQ	0:30	4.0	4.0		4.0			
Kurpas, Stefan Otto	GBR		0		0.0	0.0		0.0			
Rinke, Chris	CAN		12	4:52	4.0	4.0		4.0			
Ortelli, Luciano	ITA		7	6:00	3.0	3.0		3.0			
Ei Ashram, Mohamed	EGY		2		1.0	1.0		1.0			

Free Style 82 Kg Round 2 / Aug. 10						Style libre 82 kg Tour 2 / 10 Aout					
NAME	CTRY	POINTS		RESULTS	TIME	CLASSIFICATION		POINTS	TOTAL		
		BEF/AV.	MATCH			RESULTATS	TEMPS			MATCH	TOTAL
GROUP A / GROUPE A											
Trik, Reiner	FRG	3.0	7	6:00	3.0	6.0		6.0			
Lundell, Lennart	SWE	3.0	0		0.0	3.0		3.0			
Busarello, Guenter	AUT	1.0	5	6:00	3.0	4.0		4.0			
Ilomaki, Jouni	FIN	1.0	0		0.0	1.0		1.0			
Nto, Barthelemy	CMR	0.0	LF		0.0	0.0		0.0			
Nagashima, Hideyuki	JPN	1.0	WF	2:03	4.0	5.0		5.0			
Deskoulidis, Iraklis	GRE	4.0	2		1.0	5.0		5.0			
Kim, Tae-Woo	KOR	3.0	6	6:00	3.0	6.0		6.0			
GROUP B / GROUPE B											
Reinsfield, Kenneth	NZL	3.0	7		0.5	3.5		3.5			
Schultz, Mark	USA	0.0	16	6:00	3.5	3.5		3.5			
Agogo, Kally	NGR	1.0	LP1		0.0	1.0		1.0			
Kurpas, Stefan Otto	GBR	0.0	WP1	4:36	3.0	3.0		3.0			
Rinke, Chris	CAN	4.0	10	6:00	3.5	7.5		7.5			
Ortelli, Luciano	ITA	3.0	0		0.0	3.0		3.0			
Ei Ashram, Mohamed	EGY	1.0	BYE			1.0		1.0			

Free Style 82 Kg Round 3 / Aug. 10						Style libre 82 kg Tour 3 / 10 Aout					
NAME	CTRY	POINTS		RESULTS	TIME	CLASSIFICATION		POINTS	TOTAL		
		BEF/AV.	MATCH			RESULTATS	TEMPS			MATCH	TOTAL
GROUP A / GROUPE A											
Trik, Reiner	FRG	6.0	4		1.0	7.0		7.0			
Deskoulidis, Iraklis	GRE	5.0	5	6:00	3.0	8.0		8.0			
Busarello, Guenter	AUT	4.0	4		1.0	5.0		5.0			
Nagashima, Hideyuki	JPN	5.0	7	6:00	3.0	8.0		8.0			
Lundell, Lennart	SWE	3.0	2		1.0	4.0		4.0			
Kim, Tae-Woo	KOR	6.0	8	6:00	3.0	9.0		9.0			
GROUP B / GROUPE B											
Ei Ashram, Mohamed	EGY	1.0	LPS		0.0	1.0		1.0			
Reinsfield, Kenneth	NZL	3.5	WPS	5:49	3.5	7.0		7.0			
Schultz, Mark	USA	3.5	5	6:00	3.0	6.5		6.5			
Rinke, Chris	CAN	7.5	3		1.0	8.5		8.5			
Kurpas, Stefan Otto	GBR	3.0	LP1		0.0	3.0		3.0			
Ortelli, Luciano	ITA	3.0	WP1	4:34	3.0	6.0		6.0			

Free Style 82 Kg Round 4 / Aug. 11						Style libre 82 kg Tour 4 / 11 Aout					
NAME	CTRY	POINTS		RESULTS	TIME	CLASSIFICATION		POINTS	TOTAL		
		BEF/AV.	MATCH			RESULTATS	TEMPS			MATCH	TOTAL
GROUP A / GROUPE A											
Trik, Reiner	FRG	7.0	5	6:00	3.0	10.0		10.0			
Kim, Tae-Woo	KOR	9.0	2		1.0	10.0		10.0			
Deskoulidis, Iraklis	GRE	8.0	1		1.0	9.0		9.0			
Nagashima, Hideyuki	JPN	8.0	6	6:00	3.0	11.0		11.0			

Free Style 82 Kg Group A Final /Aug. 11						Style libre 82 kg Finale groupe a / 11 Aout					
NAME	CTRY	POINTS		RESULTS	TIME	CLASSIFICATION		POINTS	TOTAL		
		BEF/AV.	MATCH			RESULTATS	TEMPS			MATCH	TOTAL
ROUND 1 / TOUR 1											
Trik, Reiner	FRG		3		1.0	1.0		1.0			
Nagashima, Hideyuki	JPN		6	6:00	3.0	3.0		3.0			
Kim, Tae-Woo	KOR		BYE			0.0		0.0			
ROUND 2 / TOUR 2											
Trik, Reiner	FRG	1.0	5	6:00	3.0	4.0	PREL				
Kim, Tae-Woo	KOR	0.0	2		1.0	1.0		1.0			
Nagashima, Hideyuki	JPN	3.0	BYE			3.0		3.0			
ROUND 3 / TOUR 3											
Nagashima, Hideyuki	JPN	3.0	5		1.0	4.0	PREL				
Kim, Tae-Woo	KOR	1.0	10	6:00	3.0	4.0		4.0			
Trik, Reiner	FRG	4.0	BYE			4.0		4.0			

Free Style 82 Kg Group B Final /Aug. 11						Style libre 82 kg Finale groupe b / 11 Aout					
NAME	CTRY	POINTS		RESULTS	TIME	CLASSIFICATION		POINTS	TOTAL		
		BEF/AV.	MATCH			RESULTATS	TEMPS			MATCH	TOTAL
ROUND 1 / TOUR 1											
Schultz, Mark	USA		5	6:00	3.0	3.0	PREL				
Rinke, Chris	CAN		3		1.0	1.0		1.0			
ROUND 2 / TOUR 2											
ROUND 3 / TOUR 3											
ROUND 4 / TOUR 4											

Free Style 82 Kg Final /Aug. 11						Style libre 82 kg Finale / 11 Aout					
NAME	CTRY	POINTS		RESULTS	TIME	CLASSIFICATION		POINTS	TOTAL		
		BEF/AV.	MATCH			RESULTATS	TEMPS			MATCH	TOTAL
1ST / 2ND PLACE											
Nagashima, Hideyuki	JPN		0		0.0	0.0		0.0			
Schultz, Mark	USA		13	1:59	4.0	4.0		4.0			
3RD / 4TH PLACE											
Trik, Reiner	FRG		2		1.0	1.0		1.0			
Rinke, Chris	CAN		5	6:00	3.0	3.0		3.0			
5TH / 6TH PLACE											
Kim, Tae-Woo	KOR		10	6:00	3.0	3.0		3.0			
Reinsfield, Kenneth	NZL		3		1.0	1.0		1.0			
7TH PLACE											
Deskoulidis, Iraklis	GRE										
8TH PLACE											
Ortelli, Luciano	ITA										



Free Style 90 Kg
Round 1 / Aug. 07

NAME	CTRY	POINTS		RESULTS	TIME	CLASSIFICATION	
		BEF / AV. MATCH	AV. RESULTATS			POINTS	TEMPS
GROUP A / GROUPE A							
Lins, Edwin	AUT		2			0.0	0.0
Banach, Ed	USA		15	3:42		4.0	4.0
Abdul, Majeed	PAK		12	3:37		4.0	4.0
Matei, Ilie	RON		0			0.0	0.0
Temiz, Ismail	TUR		6	6:00		3.0	3.0
Andersson, Frank	SWE		5			1.0	1.0
Diop, Amadou Katy	SEN					0.0	0.0
Davis, Clark	CAN					4.0	4.0
GROUP B / GROUPE B							
Ota, Akira	JPN		7	6:00		3.0	3.0
Azzola, Michele	ITA		1			1.0	1.0
Rahman, Abdul Breesam	IRQ		2			1.0	1.0
Prakash, Jai	IND		9	6:00		3.0	3.0
Lukowski, Bodo	FRG					0.0	0.0
Loban, Noel	GBR					3.0	3.0
Appah, Macauley	NGR		6	6:00		3.0	3.0
Diallo, Mamadou	MTN		5			1.0	1.0

Free Style 90 Kg
Round 2 / Aug. 07

NAME	CTRY	POINTS		RESULTS	TIME	CLASSIFICATION	
		BEF / AV. MATCH	AV. RESULTATS			POINTS	TEMPS
GROUP A / GROUPE A							
Lins, Edwin	AUT	0.0	6			1.0	1.0
Abdul, Majeed	PAK	4.0	11	6:00		3.0	7.0
Banach, Ed	USA	4.0	11	6:00		3.5	7.5
Temiz, Ismail	TUR	3.0	0			0.0	3.0
Andersson, Frank	SWE	1.0				4.0	5.0
Diop, Amadou Katy	SEN	0.0				0.0	0.0
Davis, Clark	CAN	4.0					
GROUP B / GROUPE B							
Ota, Akira	JPN	3.0				4.0	7.0
Rahman, Abdul Breesam	IRQ	1.0				0.0	1.0
Azzola, Michele	ITA	1.0				4.0	5.0
Prakash, Jai	IND	3.0				0.0	3.0
Lukowski, Bodo	FRG	0.0				4.0	4.0
Appah, Macauley	NGR	3.0				0.0	3.0
Loban, Noel	GBR	3.0				4.0	7.0
Diallo, Mamadou	MTN	1.0				0.0	1.0

Free Style 90 Kg
Round 3 / Aug. 07

NAME	CTRY	POINTS		RESULTS	TIME	CLASSIFICATION	
		BEF / AV. MATCH	AV. RESULTATS			POINTS	TEMPS
GROUP A / GROUPE A							
Davis, Clark	CAN	4.0	2			0.5	4.5
Banach, Ed	USA	7.5	11	6:00		3.5	11.0
Abdul, Majeed	PAK	7.0	3			1.0	8.0
Temiz, Ismail	TUR	3.0	3	6:00		3.0	6.0
Andersson, Frank	SWE	5.0					
GROUP B / GROUPE B							
Ota, Akira	JPN	7.0				4.0	11.0
Lukowski, Bodo	FRG	4.0				0.0	4.0
Azzola, Michele	ITA	5.0				0.0	5.0
Loban, Noel	GBR	7.0				4.0	11.0
Appah, Macauley	NGR	3.0				0.0	3.0

Free Style 90 Kg
Round 4 / Aug. 08

NAME	CTRY	POINTS		RESULTS	TIME	CLASSIFICATION	
		BEF / AV. MATCH	AV. RESULTATS			POINTS	TEMPS
GROUP A / GROUPE A							
Andersson, Frank	SWE	5.0	5			1.0	6.0
Davis, Clark	CAN	4.5	8	6:00		3.0	7.5
Banach, Ed	USA	11.0				0.48	15.0
Abdul, Majeed	PAK	8.0				0.0	8.0

Free Style 90 Kg
Group A Final / Aug. 09

NAME	CTRY	POINTS		RESULTS	TIME	CLASSIFICATION	
		BEF / AV. MATCH	AV. RESULTATS			POINTS	TEMPS
ROUND 1 / TOUR 1							
Temiz, Ismail	TUR					0.0	0.0
Davis, Clark	CAN					4.0	4.0
Banach, Ed	USA						
ROUND 2 / TOUR 2							
Banach, Ed	USA	0.0	11	6:00		3.5	3.5
Temiz, Ismail	TUR	0.0	0			0.0	0.0
Davis, Clark	CAN	4.0					
ROUND 3 / TOUR 3							
Davis, Clark	CAN	4.0	2			0.5	4.5
Banach, Ed	USA	3.5	11	6:00		3.5	7.0
Temiz, Ismail		0.0					

Free Style 90 Kg
Group B Final / Aug. 09

NAME	CTRY	POINTS		RESULTS	TIME	CLASSIFICATION	
		BEF / AV. MATCH	AV. RESULTATS			POINTS	TEMPS
ROUND 1 / TOUR 1							
Appah, Macauley	NGR	0.0	0			0.0	0.0
Ohta, Akira	JPN	0.0	13	3:48		4.0	4.0
Loban, Noel	GBR	0.0					
ROUND 2 / TOUR 2							
Loban, Noel	GBR	0.0				4.0	4.0
Appah, Macauley	NGR	0.0				0.0	0.0
Ohta, Akira	JPN	4.0					
ROUND 3 / TOUR 3							
Ohta, Akira	JPN	4.0	4	6:00		3.0	7.0
Loban, Noel	GBR	4.0	2			1.0	5.0
Appah, Macauley	NGR	0.0					0.0

Free Style 90 Kg
Final / Aug. 09

NAME	CTRY	POINTS		RESULTS	TIME	CLASSIFICATION	
		BEF / AV. MATCH	AV. RESULTATS			POINTS	TEMPS
1ST / 2ND PLACE							
Banach, Ed	USA		15	4:02		4.0	4.0
Ohta, Akira	JPN		3			0.0	0.0
3RD / 4TH PLACE							
Davis, Clark	CAN		1			1.0	1.0
Loban, Noel	GBR		5	6:00		3.0	3.0
5TH / 6TH PLACE							
Temiz, Ismail	TUR					0.0	0.0
Appah, Macauley	NGR					4.0	4.0

Free Style 100 Kg
Round 1 / Aug. 09

NAME	CTRY	POINTS		RESULTS	TIME	CLASSIFICATION	
		BEF / AV. MATCH	AV. RESULTATS			POINTS	TEMPS
GROUP A / GROUPE A							
Gustavsson, Karl-Johan	SWE		2			0.0	0.0
Dhillon, Kartar Singh	IND		15	5:08		4.0	4.0
Pikilidis, George	GRE					3.0	3.0
Sy, Oumar	MTN					0.0	0.0
Atiyeh, Joseph	SYR					4.42	4.0
Puscasu, Vasile	ROM					0.0	0.0
GROUP B / GROUPE B							
Sezgin, Hayri	TUR					0.0	0.0
Banach, Lou	USA					1.14	4.0
Sarr, Ambroise	SEN					0.0	0.0
Honda, Tamon	JPN					3.52	4.0
Brightwell, Wayne	CAN						0.0

Free Style 100 Kg
Round 2 / Aug. 10

NAME	CTRY	POINTS		RESULTS	TIME	CLASSIFICATION	
		BEF / AV. MATCH	AV. RESULTATS			POINTS	TEMPS
GROUP A / GROUPE A							
Gustavsson, Karl-Johan	SWE	0.0	0			0.0	0.0
Pikilidis, George	GRE	3.0	12	5:06		4.0	7.0
Dhillon, Kartar Singh	IND	4.0				0.0	4.0
Atiyeh, Joseph	SYR	4.0				0.33	4.0
Puscasu, Vasile	ROM	0.0					0.0
GROUP B / GROUPE B							
Brightwell, Wayne	CAN	0.0	5			1.0	1.0
Sezgin, Hayri	TUR	0.0	6	6:00		3.0	3.0
Banach, Lou	USA	4.0				1.45	4.0
Barr, Ambroise	SEN	0.0				0.0	0.0
Honda, Tamon	JPN	4.0					4.0

Free Style 100 Kg
Round 3 / Aug. 11

NAME	CTRY	POINTS		RESULTS	TIME	CLASSIFICATION	
		BEF / AV. MATCH	AV. RESULTATS			POINTS	TEMPS
GROUP A / GROUPE A							
Puscasu, Vasile	ROM	0.0	6	6:00		3.0	3.0
Dhillon, Kartar Singh	IND	4.0	5			1.0	5.0
Pikilidis, George	GRE	7.0				0.0	7.0
Atiyeh, Joseph	SYR	8.0				4.0	12.0
GROUP B / GROUPE B							
Honda, Tamon	JPN	4.0	4			1.0	5.0
Sezgin, Hayri	TUR	3.0	9	6:00		3.0	6.0
Brightwell, Wayne	CAN	1.0	1			0.5	1.5
Banach, Lou	USA	8.0	11	6:00		3.5	11.5

Free Style 100 Kg
Group A Final / Aug. 11

NAME	CTRY	POINTS		RESULTS	TIME	CLASSIFICATION	
		BEF / AV. MATCH	AV. RESULTATS			POINTS	TEMPS
ROUND 1 / TOUR 1							
Puscasu, Vasile	ROM					4.0	4.0
Pikilidis, George	GRE					0.0	0.0
Atiyeh, Joseph	SYR						0.0
ROUND 2 / TOUR 2							
Atiyeh, Joseph	SYR	0.0				4.42	4.0
Puscasu, Vasile	ROM	4.0				0.0	4.0
Pikilidis, George	GRE	0.0					0.0
ROUND 3 / TOUR 3							
Pikilidis, George	GRE	0.0				0.0	0.0
Atiyeh, Joseph	SYR	4.0				0.27	4.0
Puscasu, Vasile	ROM	4.0					4.0

Wrestling

Lutte

Free Style 100 Kg Group B Final / Aug. 11				Style libre 100 kg Finale groupe b / 11 Aout			
NAME	POINTS		RESULTS	TIME	CLASSIFICATION		
	CTRY	BEF / AV.			POINTS	POINTS	TOTAL
MATCH RESULTATS TEMPS MATCH TOTAL							
ROUND 1 / TOUR 1							
Honda, Tamon	JPN	0.0	4	1.0	1.0	PREL	
Sezgin, Hayri	TUR	0.0	9	6:00	3.0	3.0	
Banach, Lou	USA	4.0	BYE		4.0		
ROUND 2 / TOUR 2							
Banach, Lou	USA	0.0	WF	1:56	4.0	4.0	
Honda, Tamon	JPN	1.0	LF		0.0	1.0	
Sezgin, Hayri	TUR	3.0	BYE				
ROUND 3 / TOUR 3							
Sezgin, Hayri	TUR	3.0	LF		0.0	0.0	
Banach, Lou	USA	4.0	WF	1:14	4.0	8.0	
Honda, Tamon	JPN	1.0	BYE		1.0		

Free Style 100 Kg Final / Aug. 11				Style libre 100 kg Finale / 11 Aout			
NAME	POINTS		RESULTS	TIME	CLASSIFICATION		
	CTRY	BEF / AV.			POINTS	POINTS	TOTAL
MATCH RESULTATS TEMPS MATCH TOTAL							
1ST / 2ND PLACE							
Atiyeh, Joseph	SYR		LF		0.0	0.0	
Banach, Lou	USA		WF	1:01	4.0	4.0	
3RD / 4TH PLACE							
Puscasu, Vasile	RON		4	6:00	3.0	3.0	
Sezgin, Hayri	TUR		3		1.0	1.0	
5TH / 6TH							
Pikilidis, George	GRE		LI		0.0	0.0	
Honda, Tamon	JPN		WI		4.0	4.0	
7TH PLACE							
Dhillon, Kartar Singh	IND						
8TH PLACE							
Brightwell, Wayne	CAN						

Free Style + 100 Kg Round 1 / Aug. 08				Style libre + 100 kg Tour 1/08 Aout			
NAME	POINTS		RESULTS	TIME	CLASSIFICATION		
	CTRY	BEF / AV.			POINTS	POINTS	TOTAL
MATCH RESULTATS TEMPS MATCH TOTAL							
GROUP A / GROUPE A							
Baumgartner, Bruce	USA		WF	1:58	4.0	4.0	
Andrei, Vasile	ROM		LF		0.0	0.0	
Pikilidis, Panayotis	GRE		6		1.0	1.0	
Taskin, Ayhan	TUR		13	6:00	3.0	3.0	
GROUP B / GROUPE B							
ElHadad, Hassan	EGY		6	6:00	3.0	3.0	
Ishimori, Koichi	JPN		4		1.0	1.0	
Sakho, Mamadou	SEN		LF		0.0	0.0	
Molle, Bob	CAN		WF	2:01	4.0	4.0	

Free Style + 100 Kg Round 2 / Aug. 08				Style libre + 100 kg Tour 2/08 Aout			
NAME	POINTS		RESULTS	TIME	CLASSIFICATION		
	CTRY	BEF / AV.			POINTS	POINTS	TOTAL
MATCH RESULTATS TEMPS MATCH TOTAL							
GROUP B / GROUPE B							
ElHadad, Hassan	EGY	3.0	9	6:00	3.0	6.0	
Sakho, Mamadou	SEN	0.0	5		1.0	1.0	
Ishimori, Koichi	JPN	1.0	LF		0.0	1.0	
Molle, Bob	CAN	4.0	WF	4:22	4.0	8.0	

Free Style + 100 Kg Group A Final / Aug. 09				Style libre + 100 kg Finale groupe a /09 Aout			
NAME	POINTS		RESULTS	TIME	CLASSIFICATION		
	CTRY	BEF / AV.			POINTS	POINTS	TOTAL
MATCH RESULTATS TEMPS MATCH TOTAL							
ROUND 1 / TOUR 1							
Baumgartner, Bruce	USA		WF	1:58	4.0	4.0	
Andrei, Vasile	ROM		LF		0.0	0.0	
Taskin, Ayhan	TUR		BYE				
ROUND 2 / TOUR 2							
Taskin, Ayhan	TUR	0.0	LF		0.0	0.0	
Baumgartner, Bruce	USA	4.0	WF	2:19	4.0	8.0	
Andrei, Vasile	ROM	0.0	BYE				
ROUND 3 / TOUR 3							
Andrei, Vasile	ROM	0.0	LF		0.0	0.0	
Taskin, Ayhan	TUR	0.0	WF	1:21	4.0	4.0	
Baumgartner, Bruce	USA	8.0					

Free Style + 100 Kg Group B Final / Aug. 09				Style libre + 100 kg Finale groupe b / 09 Aout			
NAME	POINTS		RESULTS	TIME	CLASSIFICATION		
	CTRY	BEF / AV.			POINTS	POINTS	TOTAL
MATCH RESULTATS TEMPS MATCH TOTAL							
ROUND 1 / TOUR 1							
ElHadad, Hassan	EGY		1		0.0	0.0	
Molle, Bob	CAN		13	5:39	4.0	4.0	
SPECIAL BOUT / COMBAT DE BARRAGE							
Ishimori, Koichi	JPN		LF		0.0	0.0	
Sakho, Mamadou	SEN		WF	2:08	4.0	4.0	

Free Style + 100 Kg Final / Aug. 10				Style libre + 100 kg Finale / 10 Aout			
NAME	POINTS		RESULTS	TIME	CLASSIFICATION		
	CTRY	BEF / AV.			POINTS	POINTS	TOTAL
MATCH RESULTATS TEMPS MATCH TOTAL							
1ST / 2ND PLACE							
Baumgartner, Bruce	USA		10	6:00	3.5	3.5	
Molle, Bob	CAN		2		0.5	0.5	
3RD / 4TH PLACE							
Taskin, Ayhan	TUR		WF	1:44	4.0	4.0	
El Hadad, Hassan	EGY		LF		0.0	0.0	
5TH / 6TH PLACE							
Andrei, Vasile	ROM		LI		0.0	0.0	
Sakho, Mamadou	SEN		WI		4.0	4.0	
7TH PLACE							
Ishimori, Koichi	JPN						
8TH PLACE							
Pikilidis, Panayotis	GRE						

Greco-Roman Style 48 Kg Round 1 / July 30				Style greco-romain 48 kg Tour 1 / 30 Juil			
NAME	POINTS		RESULTS	TIME	CLASSIFICATION		
	CTRY	BEF / AV.			POINTS	POINTS	TOTAL
MATCH RESULTATS TEMPS MATCH TOTAL							
GROUP A / GROUPE A							
Fuller, Mark	USA		7		1.0	1.0	
Li, Haisheng	CHN		8	6:00	3.0	3.0	
Bora, Salih	TUR		0		0.0	0.0	
Maenza, Vincenzo	ITA		3	6:00	3.0	3.0	
Andersson, Kent	SWE		12	3:23	4.0	4.0	
Tanner, Jukka-Pekka	FIN		0		0.0	0.0	
GROUP B / GROUPE B							
Ronningen, Lars	NOR		4		0.5	0.5	
Scherer, Markus	FRG		14	6:00	3.5	3.5	
Saito, Ikuzo	JPN		12	2:08	4.0	4.0	
Delgado, Gustavo	MEX		0		0.0	0.0	
Jun, Dae-Je	KOR		WF	1:05	4.0	4.0	
Elaouad, Abdelmalek	MAR		LF		0.0	0.0	

Greco-Roman Style 48 Kg Round 2 / July 30				Style greco-romain 48 kg Tour 2 / 30 Juil			
NAME	POINTS		RESULTS	TIME	CLASSIFICATION		
	CTRY	BEF / AV.			POINTS	POINTS	TOTAL
MATCH RESULTATS TEMPS MATCH TOTAL							
GROUP A / GROUPE A							
Fuller, Mark	USA	1.0	2	6:00	3.0	3.0	
Bora, Salih	TUR	0.0	6		1.0	2.0	
Li, Haisheng	CHN	3.0	0		0.0	3.0	
Maenza, Vincenzo	ITA	3.0	13	2:55	4.0	7.0	
Andersson, Kent	SWE	4.0	BYE				
GROUP B / GROUPE B							
Ronningen, Lars	NOR	0.5	2		0.0	0.5	
Saito, Ikuzo	JPN	4.0	14	3:30	4.0	8.0	
Scherer, Markus	FRG	3.5	12	2:38	4.0	7.5	
Delgado, Gustavo	MEX	0.0	0		0.0	0.0	
Jun, Dae-Je	KOR	4.0	BYE				

Greco-Roman Style 48 Kg Round 3 / July 30				Style greco-romain 48 kg Tour 3 / 30 Juil			
NAME	POINTS		RESULTS	TIME	CLASSIFICATION		
	CTRY	BEF / AV.			POINTS	POINTS	TOTAL
MATCH RESULTATS TEMPS MATCH TOTAL							
GROUP A / GROUPE A							
Andersson, Kent	SWE	4.0	0		0.0	4.0	
Maenza, Vincenzo	ITA	7.0	3	5:35	3.0	10.0	
Li, Haisheng	CHN	3.0	2		1.0	4.0	
Bora, Salih	TUR	3.0	5	6:00	3.00	6.0	

Greco-Roman Style 48 Kg Group A Final / Aug. 01				Style greco-romain 48 kg Finale groupe a /01 Aout			
NAME	POINTS		RESULTS	TIME	CLASSIFICATION		
	CTRY	BEF / AV.			POINTS	POINTS	TOTAL
MATCH RESULTATS TEMPS MATCH TOTAL							
ROUND 1 / TOUR 1							
Andersson, Kent	SWE	0.0	2		0.5	0.5	
Bora, Salih	TUR	0.0	11	6:00	3.5	3.5	
Maenza, Vincenzo	ITA	0.0	BYE				
ROUND 2 / TOUR 2							
Andersson, Kent	SWE	0.5	LP1		0.0	0.5	
Maenza, Vincenzo	ITA	0.0	WP1	5:35	3.0	3.0	
Bora, Salih	TUR	3.5	BYE				
ROUND 3 / TOUR 3							
Bora, Salih	TUR	3.5	0		0.0	3.5	
Maenza, Vincenzo	ITA	3.0	3	6:00	3.0	6.0	
Andersson, Kent	SWE	0.5	BYE				



**Greco-Roman Style 48 Kg
Group B Final / Aug. 01**

**Style greco-romain 48 kg
Finale groupe b / 01 Aout**

NAME	CTRY	POINTS		RESULTS	TIME	CLASSIFICATION	
		BEF / AV.	MATCH			POINTS	TOTAL
ROUND 1 / TOUR 1							
Jun, Dae-Je	KOR		18			1.0	1.0
Scherer, Markus	FRG		24	6:00		3.0	3.0
Saito, Ikuzo	JPN		BYE			0.0	0.0
ROUND 2 / TOUR 2							
Saito, Ikuzo	JPN	0.0	15	6:00		3.0	3.0
Jun, Dae-Je	KOR	1.0	13			1.0	2.0
Scherer, Markus	FRG	3.0	BYE			0.0	3.0
ROUND 3 / TOUR 3							
Scherer, Markus	FRG	3.0	18	6:00		3.5	6.5
Saito, Ikuzo	JPN	3.0	7			0.5	3.5
Jun, Dae-Je	KOR	2.0	BYE			0.0	2.0

**Greco-Roman Style 48 Kg
Final /Aug. 01**

**Style greco-romain 48 kg
Finale / 01 Aout**

NAME	CTRY	POINTS		RESULTS	TIME	CLASSIFICATION	
		BEF / AV.	MATCH			POINTS	TOTAL
1ST / 2ND PLACE							
Maenza, Vincenzo	ITA		12	1:59		4.0	4.0
Scherer, Markus	FRG		0			0.0	0.0
3RD / 4TH PLACE							
Bora, Salih	TUR		5			1.0	1.0
Saito, Ikuzo	JPN		7	6:00		3.0	3.0
5TH / 6TH PLACE							
Andersson, Kent	SWE		10	6:00		3.0	3.0
Jun, Dae-Je	KOR		3			1.0	1.0

**Greco-Roman Style 52 Kg
Round 1 / July 31**

**Style greco-romain 52 kg
Tour 1 / 31 Juil**

NAME	CTRY	POINTS		RESULTS	TIME	CLASSIFICATION	
		BEF / AV.	MATCH			POINTS	TOTAL
GROUP A / GROUPE A							
Miyahara, Atsuji	JPN		WP1		3:52	3.0	3.0
Cismasu, Mihai	ROM		LP1			0.0	0.0
Chambellan, Jean-Pierre	FRA		0			0.0	0.0
Bang, Dae-Du	KOR		12	1:25		4.0	4.0
Ronningen, Jon	NOR		12	3:24		4.0	4.0
Bukk, Anders	SWE		0			0.0	0.0
GROUP B / GROUPE B							
Halonen, Taisto	FIN		12	3:22		4.0	4.0
Garces, Ivan	ECU		0			0.0	0.0
Moustafa, Mahmoud	EGY		1			0.0	0.0
Hu, Richa	CHN		13	2:56		4.0	4.0
Aceves, Daniel	MEX		LP1			0.0	0.0
Kemah, Erol	TUR		WP1	4:51		3.0	3.0

**Greco-Roman Style 52 Kg
Round 2 / July 31**

**Style greco-romain 52 kg
Tour 2/31 Juil**

NAME	CTRY	POINTS		RESULTS	TIME	CLASSIFICATION	
		BEF / AV.	MATCH			POINTS	TOTAL
GROUP A / GROUPE A							
Miyahara, Atsuji	JPN	3.0	12	2:03		4.0	7.0
Chambellan, Jean-Pierre	FRA	0.0	0			0.0	0.0
Cismasu, Mihai	ROM	0.0	5	6:00		3.0	3.0
Ronningen, Jon	NOR	4.0	3			1.0	5.0
Bang, Dae-Du	KOR	4.0	13	2:03		4.0	8.0
Bukk, Anders	SWE	0.0	0			0.0	0.0
GROUP B / GROUPE B							
Halonen, Taisto	FIN	4.0	WP1	4:50		3.0	7.0
Fathalla, Mahmoud	EGY	0.0	LP1			0.0	0.0
Garces, Ivan	ECU	0.0	2			0.0	0.0
Aceves, Daniel	MEX	0.0	14	2:22		4.0	4.0
Hu, Richa	CHN	4.0	14	6:00		3.5	7.5
Kemah, Erol	TUR	3.0	4			0.5	3.5

**Greco-Roman Style 52 Kg
Round 3 / Aug 01**

**Style greco-romain 52 kg
Tour 3 / 01 Aout**

NAME	CTRY	POINTS		RESULTS	TIME	CLASSIFICATION	
		BEF / AV.	MATCH			POINTS	TOTAL
GROUP A / GROUPE A							
Miyahara, Atsuji	JPN	7.0	12	6:00		3.0	10.0
Ronningen, Jon	NOR	5.0	10			1.0	6.0 EL
Cismasu, Mihai	ROM	3.0	12			1.0	4.0 EL
Bang, Dae-Du	KOR	8.0	15	6:00		3.0	11.0
GROUP B / GROUPE B							
Halonen, Taisto	FIN	7.0	9	6:00		3.0	10.0
Kemah, Erol	TUR	3.5	2			1.0	4.5 EL
Hu, Richa	CHN	7.5	8			1.0	8.5
Aceves, Daniel	MEX	4.0	14	6:00		3.0	7.0

**Greco-Roman Style 52 Kg
Group A Final / Aug. 02**

**Style greco-romain 52 kg
Finale groupe a / 02 Aout**

NAME	CTRY	POINTS		RESULTS	TIME	CLASSIFICATION	
		BEF / AV.	MATCH			POINTS	TOTAL
ROUND 1 / TOUR 1							
Miyahara, Atsuji	JPN		15	6:00		3.0	3.0
Bang, Dae-Du	KOR		11			1.0	1.0

**Greco-Roman Style 52 Kg
Group B Final / Aug. 02**

**Style greco-romain 52 kg
Finale group b / 02 Aout**

NAME	CTRY	POINTS		RESULTS	TIME	CLASSIFICATION	
		BEF / AV.	MATCH			POINTS	TOTAL
ROUND 1 / TOUR 1							
Halonen, Taisto	FIN		11			1.0	1.0
Hu, Richa	CHN		12	6:00		3.0	3.0
Aceves, Daniel	MEX		BYE			0.0	0.0
ROUND 2 / TOUR 2							
Aceves, Daniel	MEX	0.0	9	6:00		3.0	3.0
Halonen, Taisto	FIN	1.0	9			1.0	2.0
Hu, Richa	CHN	3.0	BYE			0.0	3.0
ROUND B / TOUR 3							
Hu, Richa	CHN	3.0	8			1.0	4.0 PREL
Aceves, Daniel	MEX	3.0	14	6:00		3.0	6.0
Halonen, Taisto	FIN	2.0	BYE			0.0	2.0

**Greco-Roman Style 52 Kg
Final /Aug. 02**

**Style greco-romain 52 kg
Finale / 02 Aout**

NAME	CTRY	POINTS		RESULTS	TIME	CLASSIFICATION	
		BEF / AV.	MATCH			POINTS	TOTAL
1ST / 2ND PLACE							
Miyahara, Atsuji	JPN		9	6:00			
Aceves, Daniel	MEX		4				
3RD / 4TH PLACE							
Bang, Dae-Du	KOR		13	3:46			
Hu, Richa	CHN		1				
5TH / 6TH PLACE							
Ronningen, Jon	NOR		14	2:54			
Halonen, Taisto	FIN		0				
7TH PLACE							
Kemah, Erol	TUR						
8TH PLACE							
Cismasu, Mihai	ROM						

Wrestling

Lutte

Greco-Roman Style 57 Kg Round 1 / Aug. 01

Style greco-romain 57 kg Tour 1 / 01 Aout

NAME	CTRY	POINTS		RESULTS	TIME	CLASSIFICATION	
		BEF/AV.	MATCH			RESULTATS	TEMPS
GROUP A / GROUPE A							
Caltabiano, Antonino	ITA			1		1.0	1.0
Ljungbeck, Benni	SWE			3	6:00	3.0	3.0
Sigde, Ronny	NOR			10	6:00	3.0	3.0
Seppala, Ilpo	FIN			3		1.0	1.0
Eto, Masaki	JPN			8	6:00	3.0	3.0
Lachkar, Ali	MAR			4		1.0	1.0
Khalaf, Abd El Latif	EGY			0		0.0	0.0
Holidis, Haralambos	GRE			14	2:43	4.0	4.0
GROUP B / GROUPE B							
Mourier, Patrice	FRA			2		1.0	1.0
Zamfir, Nicolae	ROM			8	6:00	3.0	3.0
Park, Byung-Hyo	KOR			4		0.5	0.5
Karadag, Mehmeds Erhat	TUR			12	6:00	3.5	3.5
Famiano, Frank	USA			13	1:21	4.0	4.0
Severino, Servio T.	DOM			0		0.0	0.0
Bahena, Ernesto	MEX			0		0.0	0.0
Passarelli, Pasquale	FRG			13	3:11	4.0	4.0

Greco-Roman Style 57 Kg Round 2 / Aug. 01

Style greco-romain 57 kg Tour 2 / 01 Aout

NAME	CTRY	POINTS		RESULTS	TIME	CLASSIFICATION	
		BEF/AV.	MATCH			RESULTATS	TEMPS
GROUP A / GROUPE A							
Caltabiano, Antonino	ITA	1.0		8	6:00	3.0	4.0
Sigde, Ronny	NOR	3.0		2		1.0	4.0
Ljungbeck, Benni	SWE	3.0		7	6:00	3.0	6.0
Seppala, Ilpo	FIN	1.0		1		1.0	2.0 EL
Eto, Masaki	JPN	3.0		16	5:01	4.0	7.0
Khalaf, Abd El Latif	EGY	0.0		4		0.0	0.0 EL
Lachkar, Ali	MAR	1.0		0		0.0	1.0 EL
Holidis, Haralambos	GRE	4.0		2	6:00	3.0	7.0
GROUP B / GROUPE B							
Mourier, Patrice	FRA	1.0		LF		0.0	1.0 EL
Park, Byung-Hyo	KOR	0.5		WF	5:23	4.0	4.5
Zamfir, Nicolae	ROM	3.0		0		0.0	3.0
Karadag, Mehmeds Erhat	TUR	3.5		1	6:00	3.0	6.5
Famiano, Frank	USA	4.0		17	2:46	4.0	8.0
Bahena, Ernesto	MEX	0.0		5		0.0	0.0 EL
Severino, Servio T.	DOM	0.0		2		0.0	0.0 EL
Passarelli, Pasquale	FRG	4.0		16	1:24	4.0	8.0

Greco-Roman Style 57 Kg Round 3 / Aug. 02

Style greco-romain 57 kg Tour 3 / 02 Aout

NAME	CTRY	POINTS		RESULTS	TIME	CLASSIFICATION	
		BEF/AV.	MATCH			RESULTATS	TEMPS
GROUP A / GROUPE A							
Caltabiano, Antonino	ITA	4.0		LP1		0.0	4.0
Eto, Masaki	JPN	7.0		WP1	5:44	3.0	10.0
Ljungbeck, Benni	SWE	6.0		WF	5:54	4.0	10.0
Sigde, Ronny	NOR	4.0		LF		0.0	4.0
Holidis, Haralambos	GRE	7.0		BYE			
GROUP B / GROUPE B							
Zamfir, Nicolae	ROM	3.0		8	6:00	3.0	6.0
Park, Byung-Hyo	KOR	4.5		5		1.0	5.5
Karadag, Mehmeds Erhat	TUR	6.5		5		0.0	6.5
Famiano, Frank	USA	8.0		18	6:00	4.0	12.0
Passarelli, Pasquale	FRG	8.0		BYE			

Greco-Roman Style 57 Kg Round 4 / Aug. 02

Style greco-romain 57 kg Tour 4/02 Aout

NAME	CTRY	POINTS		RESULTS	TIME	CLASSIFICATION	
		BEF/AV.	MATCH			RESULTATS	TEMPS
GROUP B / GROUPE B							
Passarelli, Pasquale	FRG	8.0		WPS	4:10	3.5	11.5
Karadag, Mehmeds Erhat	TUR	6.5		LPS		0.0	6.5
Zamfir, Nicolae	ROM	6.0		WP1	4:30	3.0	9.0
Famiano, Frank	USA	12.0		LP1		0.0	12.0

Greco-Roman Style 57 Kg Group A Final / Aug. 03

Style greco-romain 57 kg Finale groupe a / 03 Aout

NAME	CTRY	POINTS		RESULTS	TIME	CLASSIFICATION	
		BEF/AV.	MATCH			RESULTATS	TEMPS
ROUND 1 / TOUR 1							
Holidis, Haralambos	GRE			5	6:00	3.0	3.0
Ljungbeck, Benni	SWE			2		1.0	1.0
Eto, Masaki	JPN			BYE			
ROUND 2 / TOUR 2							
Eto, Masaki	JPN	0.0		6	6:00	3.0	3.0
Holidis, Haralambos	GRE	3.0		6		1.0	4.0
Ljungbeck, Benni	SWE	1.0		BYE			
ROUND 3 / TOUR 3							
Ljungbeck, Benni	SWE	1.0		LF		0.0	1.0
Eto, Masaki	JPN	3.0		WF	4:25	4.0	7.0
Holidis, Haralambos	GRE	4.0		BYE			

Greco-Roman Style 57 Kg Group B Final / Aug. 03

Style greco-romain 57 kg Finale groupe b / 03 Aout

NAME	CTRY	POINTS		RESULTS	TIME	CLASSIFICATION	
		BEF/AV.	MATCH			RESULTATS	TEMPS
ROUND 1 / TOUR 1							
Passarelli, Pasquale	FRG	0.0		WP1	5:47	2.0	2.0
Zamfir, Nicolae	ROM	3.0		LP1		0.0	3.0
Famiano, Frank	USA	0.0		BYE			0.0
ROUND 2 / TOUR 2							
Famiano, Frank	USA	0.0		2		0.0	0.0
Passarelli, Pasquale	FRG	2.0		14	3:12	4.0	6.0
Zamfir, Nicolae	ROM	3.0		BYE			

Greco-Roman Style 57 Kg Final / Aug. 03

Style greco-romain 57 kg Finale / 03 Aout

NAME	CTRY	POINTS		RESULTS	TIME	CLASSIFICATION	
		BEF/AV.	MATCH			RESULTATS	TEMPS
1ST / 2ND PLACE							
Eto, Masaki	JPN			5			
Passarelli, Pasquale	FRG			8	6:00		
3RD / 4TH PLACE							
Holidis, Haralambos	GRE			2	6:00		
Zamfir, Nicolae	ROM			1			
5TH / 6TH PLACE							
Ljungbeck, Benni	SWE			LI			
Famiano, Frank	USA			WI			
7TH PLACE							
Karadag, Mehmeds Erhat	TUR						
8TH PLACE							
Park, Byung-Hyo	KOR						

Greco-Roman Style 62 Kg Round 1 / July 30

Style greco-romain 62 kg Tour 1 / 30 Juil

NAME	CTRY	POINTS		RESULTS	TIME	CLASSIFICATION	
		BEF/AV.	MATCH			RESULTATS	TEMPS
GROUP A / GROUPE A							
Kuzu, Abdurrahim	USA			3	6:00	3.0	3.0
Brekke, Morten	NOR			0		0.0	0.0
Ozgur, Alaeddin	TUR			2		1.0	1.0
Johansson, Kentolle	SWE			7	6:00	3.0	3.0
Navarrete, Daniel A.	ARG			0		0.0	0.0
Gabriel, Bernd	FRG			13	2:17	4.0	4.0
Jalabert, Gilles	FRA			1	6:00	3.0	3.0
Yeats, Doug	CAN			0		0.0	0.0
Uta, Constantin	ROM			15	5:03	4.0	4.0
Zhang, Dequn	CHN			2		0.0	0.0
GROUP B / GROUPE B							
Lahtinen, Hannu	FIN			0		0.0	0.0
Osanaï, Seiichi	JPN			3	6:00	3.0	3.0
Nigsch, Herbert	AUT			7		1.0	1.0
Loksairi, Brahim	MAR			12	6:00	3.0	3.0
Bekhit, Salem	EGY			4		1.0	1.0
Migiakis, Stilianos	GRE			6	6:00	3.0	3.0
Aceves, Roberto	MEX			0		0.0	0.0
Kim, Weon-Kee	KOR			13	1:24	4.0	4.0
Dietsche, Hugo	SUI			12	:59	4.0	4.0
Aguilar, Gustavo Manzur	ESA			0		0.0	0.0

Greco-Roman Style 62 Kg Round 2 / July 30

Style greco-romain 62 kg Tour 2 / 30 Juil

NAME	CTRY	POINTS		RESULTS	TIME	CLASSIFICATION	
		BEF/AV.	MATCH			RESULTATS	TEMPS
GROUP A / GROUPE A							
Kuzu, Abdurrahim	USA	3.0		12	6:00	3.5	6.5
Ozgur, Alaeddin	TUR	1.0		4		0.5	1.5 EL
Brekke, Morten	NOR	0.0		4		1.0	1.0 EL
Johansson, Kentolle	SWE	3.0		8	6:00	3.0	6.0
Navarrete, Daniel A.	ARG	0.0		0		0.0	0.0 EL
Jalabert, Gilles	FRA	3.0		13	2:06	4.0	7.0
Gabriel, Bernd	FRG	4.0		8	6:00	3.0	7.0
Uta, Constantin	ROM	4.0		7		1.0	5.0
Yeats, Doug	CAN	0.0		12	5:28	4.0	4.0
Zhang, Dequn	CHN	0.0		0		0.0	0.0 EL
GROUP B / GROUPE B							
Lahtinen, Hannu	FIN	0.0		2	6:00	3.0	3.0
Nigsch, Herbert	AUT	1.0		1		1.0	2.0 EL
Osanaï, Seiichi	JPN	3.0		13	6:00	3.5	6.5
Loksairi, Brahim	MAR	3.0		5		0.5	3.5
Bekhit, Salem	EGY	1.0		13	1:16	4.0	5.0
Aceves, Roberto	MEX	0.0		0		0.0	0.0 EL
Migiakis, Stilianos	GRE	3.0		1		1.0	4.0
Dietsche, Hugo	SUI	4.0		6	6:00	3.0	7.0
Kim, Weon-Kee	KOR	4.0		WF	:20	4.0	8.0
Aguilar, Gustavo Manzur	ESA	0.0		LF		0.0	0.0 EL

Greco-Roman Style 62 Kg Round 3 / July 30

Style greco-romain 62 kg Tour 3 / 30 Juil

NAME	CTRY	POINTS		RESULTS	TIME	CLASSIFICATION	
		BEF/AV.	MATCH			RESULTATS	TEMPS
GROUP A / GROUPE A							
Kuzu, Abdurrahim	USA	6.5		3	6:00	3.0	9.5
Johansson, Kentolle	SWE	6.0		3		1.0	7.0
Gabriel, Bernd	FRG	7.0		12	2:02	4.0	11.0
Jalabert, Gilles	FRA	7.0		0		0.0	7.0
Yeats, Doug	CAN	4.0		4	6:00	3.0	7.0
Uta, Constantin	ROM	5.0		3		1.0	6.0 IEL
GROUP B / GROUPE B							
Lahtinen, Hannu	FIN	3.0		14	4:51	4.0	7.0
Loksairi, Brahim	MAR	3.5		0		0.0	3.5 IEL
Osanaï, Seiichi	JPN	6.5		7		1.0	7.5
Bekhit, Salem	EGY	5.0		11	6:00	3.0	8.0
Migiakis, Stilianos	GRE	4.0		2		0.0	4.0 IEL
Kim, Weon-Kee	KOR	8.0		14	4:50	4.0	12.0
Dietsche, Hugo	SUI	7.0		BYE			



Greco-Roman Style 62 Kg
Round 4 / July 31

Style greco-romain 62 kg
Tour 4 / 31 Juil

NAME	CTRY	POINTS		RESULTS	TIME	CLASSIFICATION	
		BEF/AV.	RESULTS			POINTS	TOTAL
		MATCH	RESULTATS	TEMPS	MATCH		
GROUP A / GROUPE A							
Kuzu, Abdurrahim	USA	9.5	WP1	4:37	3.0	12.5	
Gabriel, Bernd	FRG	11.0	LP1		0.0	11.0	
Johansson, Kentolle	SWE	7.0	WC	6:00	3.0	10.0	
Jalabert, Gilles	FRA	7.0	LC		1.0	8.0	
Yeats, Doug	CAN	7.0	BYE				
GROUP B / GROUPE B							
Dietsche, Hugo	SUI	7.0	2		1.0	8.0	
Osanai, Seiichi	JPN	7.5	8	6:00	3.0	10.5	
Lahtinen, Hannu	FIN	7.0	LF		0.0	7.0	
Bekhit, Salem	EGY	8.0	WF	4:03	4.0	12.0	
Kim, Weon-Kee	KOR	12.0	BYE				

Greco-Roman Style 62 Kg
Round 5 / July 31

Style greco-romain 62 kg
Tour 5 / 31 Juil

NAME	CTRY	POINTS		RESULTS	TIME	CLASSIFICATION	
		BEF/AV.	RESULTS			POINTS	TOTAL
		MATCH	RESULTATS	TEMPS	MATCH		
GROUP A / GROUPE A							
Yeats, Doug	CAN	7.0	WC	6:00	3.0	10.0	
Kuzu, Abdurrahim	USA	12.5	LC		1.0	13.5	
Johansson, Kentolle	SWE	10.0	9	6:00	3.0	13.0	
Gabriel, Bernd	FRG	11.0	4		1.0	12.0	
GROUP B / GROUPE B							
Kim, Weon-Kee	KOR	12.0	4	6:00	3.0	15.0	
Osanai, Seiichi	JPN	10.5			1.0	11.5	
Dietsche, Hugo	SUI	8.0	WP1	5:11	3.5	11.5	
Bekhit, Salem	EGY	12.0	LP1		0.0	12.0	

Greco-Roman Style 62 Kg
Group A Final / Aug. 01

Style greco-romain 62 kg
Finale groupe a / 01 Aout

NAME	CTRY	POINTS		RESULTS	TIME	CLASSIFICATION	
		BEF/AV.	RESULTS			POINTS	TOTAL
		MATCH	RESULTATS	TEMPS	MATCH		
ROUND 1 / TOUR 1							
Yeats, Doug	CAN		WC	6:00	3.0	3.0	PREL
Kuzu, Abdurrahim	USA		LC		1.0	1.0	
Johansson, Kentolle	SWE		BYE		0.0	0.0	
ROUND 2 / TOUR 2							
Johansson, Kentolle	SWE	0.0	3	6:00	3.0	3.0	
Yeats, Doug	CAN	3.0	2		1.0	4.0	
Kuzu, Abdurrahim	USA	1.0	BYE		0.0	1.0	
ROUND 3 / TOUR 3							
Kuzu, Abdurrahim	USA	1.0	3	6:00	3.0	4.0	PREL
Johansson, Kentolle	SWE	3.0	3		1.0	4.0	
Yeats, Doug	CAN	4.0	BYE		0.0	4.0	

Greco-Roman Style 62 Kg
Group B Final / Aug. 01

Style greco-romain 62 kg
Finale groupe b / 01 Aout

NAME	CTRY	POINTS		RESULTS	TIME	CLASSIFICATION	
		BEF/AV.	RESULTS			POINTS	TOTAL
		MATCH	RESULTATS	TEMPS	MATCH		
Kim, Weon-Kee	KOR		WF	1:56	4.0	4.0	
Dietsche, Hugo	SUI		LF		0.0	0.0	

Greco-Roman Style 62 Kg
Final / Aug. 01

Style greco-romain 62 kg
Finale / 01 Aout

NAME	CTRY	POINTS		RESULTS	TIME	CLASSIFICATION	
		BEF/AV.	RESULTS			POINTS	TOTAL
		MATCH	RESULTATS	TEMPS	MATCH		
1ST / 2ND PLACE							
Johansson, Kentolle	SWE		LC		1.0	1.0	
Kim, Weon-Kee	KOR		WC	6:00	3.0	3.0	
3RD / 4TH PLACE							
Kuzu, Abdurrahim	USA		4		1.0	1.0	
Dietsche, Hugo	SUI		8	6:00	3.0	3.0	
5TH / 6TH PLACE							
Yeats, Doug	CAN		15	4:41	4.0	4.0	
Bekhit, Salem	EGY		3		0.0	0.0	

Greco-Roman Style 68 Kg
Round 1 / Aug. 01

Style greco-romain 68 kg
Tour 1 / 01 Aout

NAME	CTRY	POINTS		RESULTS	TIME	CLASSIFICATION	
		BEF/AV.	RESULTS			POINTS	TOTAL
		MATCH	RESULTATS	TEMPS	MATCH		
GROUP A / GROUPE A							
Nemoto, Seiji	JPN		5		1.0	1.0	
Streitler, Deitmar	AUT		6	6:00	3.0	3.0	
Kocak, Sumer	TUR		12	6:00	3.0	3.0	
Lee, Yeun-Ik	KOR		9		1.0	1.0	
Negrison, Stefan	ROM		7	6:00	3.0	3.0	
Souaken, Said	MAR		3		1.0	1.0	
Lisjak, Vlado	YUG		BYE				
GROUP B / GROUPE B							
Alnakdali, Mohamed Mutei	SYR		12	2:03	4.0	4.0	
Goldstein, Boris Adrian	ARG		0		0.0	0.0	
Sipila, Tapio	FIN		5	6:00	3.0	3.0	
Svensson, Gerry	SWE		0		0.0	0.0	
Martinez, James	USA		WF	2:44	4.0	4.0	
Papadopoulos, Antonios	GRE		LF		0.0	0.0	
Ibrahim, Shaban	EGY		BYE				

Greco-Roman Style 68 Kg
Round 2 / Aug. 01

Style greco-romain 68 kg
Tour 2 / 01 Aout

NAME	CTRY	POINTS		RESULTS	TIME	CLASSIFICATION	
		BEF/AV.	RESULTS			POINTS	TOTAL
		MATCH	RESULTATS	TEMPS	MATCH		
GROUP A / GROUPE A							
Lisjak, Vlado	YUG	0.0	7	6:00	3.0	3.0	
Nemoto, Seiji	JPN	1.0	0		0.0	1.0	
Streitler, Deitmar	AUT	3.0	WP1	5:28	3.0	6.0	
Kocak, Sumer	TUR	3.0	LP1		0.0	3.0	
Lee, Yeun-Ik	KOR	1.0	0		0.0	1.0	
Negrison, Stefan	ROM	3.0	5	6:00	3.0	6.0	
Souaken, Said	MAR	1.0	BYE				
GROUP B / GROUPE B							
Ibrahim, Shaban	EGY	0.0	LF		0.0	0.0	
Alnakdali, Mohamed Mutei	SYR	4.0	WF	:48	4.0	8.0	
Goldstein, Boris Adrian	ARG	0.0	3		0.0	0.0	
Sipila, Tapio	FIN	3.0	15	1:10	4.0	7.0	
Svensson, Gerry	SWE	0.0	LF		0.0	0.0	
Martinez, James	USA	4.0	WF	5:59	4.0	8.0	
Papadopoulos, Antonios	GRE	0.0	BYE				

Greco-Roman Style 68 Kg
Round 3 / Aug. 02

Style greco-romain 68 kg
Tour 3 / 02 Aout

NAME	CTRY	POINTS		RESULTS	TIME	CLASSIFICATION	
		BEF/AV.	RESULTS			POINTS	TOTAL
		MATCH	RESULTATS	TEMPS	MATCH		
GROUP A / GROUPE A							
Souaken, Said	MAR	1.0	5		1.0	2.0	
Streitler, Deitmar	AUT	6.0	7	6:00	3.0	9.0	
Lisjak, Vlado	YUG	3.0	11	6:00	3.0	6.0	
Kocak, Sumer	TUR	3.0	4		1.0	4.0	
Negrison, Stefan	ROM	6.0	BYE				
GROUP B / GROUPE B							
Papadopoulos, Antonios	GRE	0.0	3		1.0	1.0	
Ibrahim, Shaban	EGY	0.0	5	6:00	3.0	3.0	
Alnakdali, Mohamed Mutei	SYR	8.0	0		0.0	8.0	
Sipila, Tapio	FIN	7.0	12	2:18	4.0	11.0	
Martinez, James	USA	8.0	BYE				

Greco-Roman Style 68 Kg
Round 4 / Aug. 02

Style greco-romain 68 kg
Tour 4 / 02 Aout

NAME	CTRY	POINTS		RESULTS	TIME	CLASSIFICATION	
		BEF/AV.	RESULTS			POINTS	TOTAL
		MATCH	RESULTATS	TEMPS	MATCH		
GROUP B / GROUPE B							
Martinez, James	USA	8.0	9	6:00	3.0	11.0	
Alnakdali, Mohamed Mutei	SYR	8.0	7		1.0	9.0	
Ibrahim, Shaban	EGY	3.0	LP1		0.0	3.0	
Sipila, Tapio	FIN	11.0	WP1	1:19	3.0	14.0	

Greco-Roman Style 68 Kg
Group A Final / Aug. 03

Style greco-romain 68 kg
Finale groupe a / 03 Aout

NAME	CTRY	POINTS		RESULTS	TIME	CLASSIFICATION	
		BEF/AV.	RESULTS			POINTS	TOTAL
		MATCH	RESULTATS	TEMPS	MATCH		
ROUND 1 / TOUR 1							
Negrison, Stefan	ROM		LC		1.0	1.0	
Lisjak, Vlado	YUG		WC	6:00	3.0	3.0	
Streitler, Deitmar	AUT		BYE				
ROUND 2 / TOUR 2							
Streitler, Deitmar	AUT	0.0	LPS		0.0	0.0	
Negrison, Stefan	ROM	1.0	WPS	5:33	3.5	4.5	
Lisjak, Vlado	YUG	3.0	BYE			3.0	
ROUND 3 / TOUR 3							
Lisjak, Vlado	YUG	3.0		6:00	3.0	6.0	
Streitler, Deitmar	AUT	0.0			1.0	1.0	
Negrison, Stefan	ROM	4.5	BYE			4.5	

Greco-Roman Style 68 Kg
Group B Final / Aug. 03

Style greco-romain 68 kg
Finale groupe b / 03 Aout

NAME	CTRY	POINTS		RESULTS	TIME	CLASSIFICATION	
		BEF/AV.	RESULTS			POINTS	TOTAL
		MATCH	RESULTATS	TEMPS	MATCH		
ROUND 1 / TOUR 1							
Martinez, James	USA		2		1.0	1.0	
Sipila, Tapio	FIN		5	6:00	3.0	3.0	

Greco-Roman Style 68 Kg
Final / Aug. 03

Style greco-romain 68 kg
Finale / 03 Aout

NAME	CTRY	POINTS		RESULTS	TIME	CLASSIFICATION	
		BEF/AV.	RESULTS			POINTS	TOTAL
		MATCH	RESULTATS	TEMPS	MATCH		
1ST / 2ND PLACE							
Lisjak, Vlado	YUG		WF	0:57			
Sipila, Tapio	FIN		LF				
3RD / 4TH PLACE							
Negrison, Stefan	ROM		LF				
Martinez, James	USA		WF	0:25			
5TH / 6TH PLACE							
Streitler, Deitmar	AUT		8	6:00			
Alnakdali, Mohamed Mutei	SYR		4				
7TH PLACE							
Ibrahim, Shaban	EGY						
8TH PLACE							
Kocak, Sumer	TUR						

Wrestling

Lutte

Greco-Roman Style 74 Kg Round 1 / July 31				Style greco-romain 74 kg Tour 1/31 Juil			
NAME	CTRY	POINTS		TIME	CLASSIFICATION		
		BEF/AV. MATCH	RESULTS RESULTATS		POINTS MATCH	POINTS TOTAL	
GROUP A / GROUPE A							
Stratico, Oscar S.	ARG		0		0.0	0.0	
Helbing, Karl-Heinz	FRG		12	2:23	4.0	4.0	
Kim, Young-Nam	KOR		12	6:00	3.0	3.0	
Catalfo, Christopher	USA		6		1.0	1.0	
Awarke, Issam	LIB		0		0.0	0.0	
Mischler, Martial	FRA		13	2:02	4.0	4.0	
Mukai, Takahiro	JPN		9		1.0	1.0	
Taskiran, Celal	TUR		10	6:00	3.0	3.0	
Tallroth, Roger	SWE			BYE			
GROUP B / GROUPE B							
Stuebing, Jeff	CAN		0		0.0	0.0	
Rusu, Stefan	ROM		12	4:34	4.0	4.0	
Faris, Ali	IRQ		0		0.0	0.0	
Salomaki, Jouko	FIN		12	1:23	4.0	4.0	
Salas, Romelio	COL		5		1.0	1.0	
Hamad, Mohamed	EGY		12	6:00	3.0	3.0	
Kasap, Karolj	YUG		13	6:00	3.5	3.5	
Tahir, Abd El Aziz	MAR		3		0.5	0.5	

Greco-Roman Style 74 Kg Round 2 / July 31				Style greco-romain 74 kg Tour 2 / 31 Juil			
NAME	CTRY	POINTS		TIME	CLASSIFICATION		
		BEF/AV. MATCH	RESULTS RESULTATS		POINTS MATCH	POINTS TOTAL	
GROUP A / GROUPE A							
Tallroth, Roger	SWE	0.0	12	1:25	4.0	4.0	
Stratico, Oscar S.	ARG	0.0	0		0.0	0.0	EL
Helbing, Karl-Heinz	FRG	4.0	2		1.0	5.0	
Kim, Young-Nam	KOR	3.0	7	6:00	3.0	6.0	
Catalfo, Christopher	USA	1.0		1:40	4.0	5.0	
Awarke, Issam	LIB	0.0		FOR	0.0	0.0	EL
Mischler, Martial	FRA	4.0	13	2:42	4.0	8.0	
Mukai, Takahiro	JPN	1.0	1		0.0	1.0	EL
Taskiran, Celal	TUR	3.0		BYE			
GROUP B / GROUPE B							
Stuebing, Jeff	CAN	0.0		WF	4:56	4.0	4.0
Faris, Ali	IRQ	0.0		LF		0.0	0.0
Rusu, Stefan	ROM	4.0		LC		1.0	5.0
Salomaki, Jouko	FIN	4.0		WC	6:00	3.0	8.0
Salas, Romelio	COL	1.0	0		0.0	1.0	EL
Kasap, Karolj	YUG	3.5	13	2:38	4.0	7.5	
Hamad, Mohamed	EGY	3.0		WC	6:00	3.0	6.0
Tahir, Abd El Aziz	MAR	0.5		LC		1.0	1.5

Greco-Roman Style 74 Kg Round 3 / July 31				Style greco-romain 74 kg Tour 3 / 31 Juil			
NAME	CTRY	POINTS		TIME	CLASSIFICATION		
		BEF/AV. MATCH	RESULTS RESULTATS		POINTS MATCH	POINTS TOTAL	
GROUP A / GROUPE A							
Taskiran, Celal	TUR	3.0		LPI		0.0	3.0
Tallroth, Roger	SWE	4.0		WPI	5:13	3.5	7.5
Helbing, Karl-Heinz	FRG	5.0	3		0.5	5.5	
Catalfo, Christopher	USA	5.0	13	6:00	3.5	8.5	
Kim, Young-Nam	KOR	6.0	7	6:00	3.0	9.0	
Mischler, Martial	FRA	8.0	3		1.0	9.0	
GROUP B / GROUPE B							
Stuebing, Jeff	CAN	4.0	0		0.0	4.0	
Salomaki, Jouko	FIN	7.0	3	6:00	3.0	10.0	
Rusu, Stefan	ROM	5.0	14	4:15	4.0	9.0	
Hamad, Mohamed	EGY	6.0	0		0.0	6.0	
Kasap, Karolj	YUG	7.5		BYE			

Greco-Roman Style 74 Kg Round 4 / Aug. 01				Style greco-romain 74 kg Tour 4 / 01 Aout			
NAME	CTRY	POINTS		TIME	CLASSIFICATION		
		BEF/AV. MATCH	RESULTS RESULTATS		POINTS MATCH	POINTS TOTAL	
GROUP A / GROUPE A							
Taskiran, Celal	TUR	3.0	3		1.0	4.0	
Kim, Young-Nam	KOR	9.0	9	6:00	3.0	12.0	
Tallroth, Roger	SWE	7.5	13	6:00	3.5	11.0	
Catalfo, Christopher	USA	8.5	4		0.5	9.0	
Mischler, Martial	FRA	9.0		BYE			
GROUP B / GROUPE B							
Kasap, Karolj	YUG	7.5	2		1.0	8.5	
Rusu, Stefan	ROM	9.0	4	6:00	3.0	12.0	
Salomaki, Jouko	FIN	10.0		WGS	3:50	4.0	14.0
Hamad, Mohamed	EGY	6.0		LGS		0.0	6.0

Greco-Roman Style 74 Kg Group A Final / Aug. 02				Style greco-romain 74 kg Finale groupe a / 02 Aout			
NAME	CTRY	POINTS		TIME	CLASSIFICATION		
		BEF/AV. MATCH	RESULTS RESULTATS		POINTS MATCH	POINTS TOTAL	
ROUND 1 / TOUR 1							
Mischler, Martial	FRA			LPS		0.0	0.0
Tallroth, Roger	SWE			WPS	5:46	3.5	3.5
Kim, Young-Nam	KOR			BYE			
ROUND 2 / TOUR 2							
Kim, Young-Nam	KOR	0.0		WD	6:00	3.0	3.0
Mischler, Martial	FRA	0.0		LO		1.0	1.0
Tallroth, Roger	SWE	3.5		BYE			
ROUND 3 / TOUR 3							
Tallroth, Roger	SWE	3.5	11	6:00	3.5	7.0	
Kim, Young-Nam	KOR	3.0	0		0.0	3.0	
Mischler, Martial	FRA	1.0		BYE			1.0

Greco-Roman Style 74 Kg Group B Final Aug. 02				Style greco-romain 74 kg Finale groupe b / 02 Aout			
NAME	CTRY	POINTS		TIME	CLASSIFICATION		
		BEF/AV. MATCH	RESULTS RESULTATS		POINTS MATCH	POINTS TOTAL	
ROUND 1 / TOUR 1							
Kasap, Karolj	YUG			LO		1.0	1.0
Rusu, Stefan	ROM			WD	6:00	3.0	3.0
Salomaki, Jouko	FIN			BYE			
ROUND 2 / TOUR 2							
Salomaki, Jouko	FIN	0.0	1		1.0	1.0	
Kasap, Karolj	YUG	1.0	5	6:00	3.0	4.0	
Rusu, Stefan	ROM	3.0		BYE			3.0
ROUND 3 / TOUR 3							
Rusu, Stefan	ROM	3.0		LC		1.0	4.0
Salomaki, Jouko	FIN	1.0		NC	6:00	3.0	4.0
Kasap, Karolj	YUG	4.0		BYE			4.0

Greco-Roman Style 74 Kg Final / Aug. 02				Style greco-romain 74 kg Finale / 02 Aout			
NAME	CTRY	POINTS		TIME	CLASSIFICATION		
		BEF/AV. MATCH	RESULTS RESULTATS		POINTS MATCH	POINTS TOTAL	
1ST / 2ND PLACE							
Tallroth, Roger	SWE		4				
Salomaki, Jouko	FIN		5	6:00			
3RD / 4TH PLACE							
Kim, Young-Nam	KOR		1				
Rusu, Stefan	ROM		6	6:00			
5TH / 6TH PLACE							
Mischler, Martial	FRA		3				
Kasap, Karolj	YUG		6	6:00			
7TH PLACE							
Catalfo, Christopher	USA						
8TH PLACE							
Hamad, Mohamed	EGY						

Greco-Roman Style 82 Kg Round 1 / Aug. 01				Style greco-romain 82 kg Tour 1 / 01 Aout			
NAME	CTRY	POINTS		TIME	CLASSIFICATION		
		BEF / AV. MATCH	RESULTS RESULTATS		POINTS MATCH	POINTS TOTAL	
GROUP A / GROUPE A							
Kim, Sang-Kyu	KOR		4		1.0	1.0	
Ei Ashram, Mohamed	EGY		5	6:00	3.0	3.0	
Suzan, Mustafa	TUR		0		0.0	0.0	
Santerre, Louis	CAN		15	2:16	4.0	4.0	
Chandler, Daniel	USA		0		0.0	0.0	
Claeson, Soren	SWE		4	6:00	3.0	3.0	
Draica, Ion	ROM		4	6:00	3.0	3.0	
Mysen, Klaus	NOR		4		1.0	1.0	
GROUP B / GROUPE B							
Thanopoulos, Dimitrios	GRE			5:22	3.0	3.0	
Moriyama, Yasutoshi	JPN				0.0	0.0	
Marchl, Georg	AUT				0.0	0.0	
Seibold, Siegfried	FRG			5:34	3.0	3.0	
Petkovic, Momir	YUG		6	6:00	3.0	3.0	
Overmark, Jarmo	FIN		0		0.0	0.0	
Razzino, Ernesto	ITA			BYE			

Greco-Roman Style 82 Kg Round 2 / Aug. 01				Style greco-romain 82 kg Tour 2 / 02 Aout			
NAME	CTRY	POINTS		TIME	CLASSIFICATION		
		BEF/AV. MATCH	RESULTS RESULTATS		POINTS MATCH	POINTS TOTAL	
GROUP A / GROUPE A							
Kim, Sang-Kyu	KOR	1.0		WP1	5:37	3.0	4.0
Suzan, Mustafa	TUR	0.0		LPI		0.0	0.0
Ei Ashram, Mohamed	EGY	3.0		WF	:45	4.0	7.0
Santerre, Louis	CAN	4.0		LF		0.0	4.0
Chandler, Daniel	USA	0.0		LP1		0.0	0.0
Draica, Ion	ROM	3.0		WP1	5:38	3.0	6.0
Claeson, Soren	SWE	3.0		WC	6:00	3.0	6.0
Mysen, Klaus	NOR	1.0		LC		1.0	2.0
GROUP B / GROUPE B							
Razzino, Ernesto	ITA	0.0				1.0	1.0
Thanopoulos, Dimitrios	GRE	3.0			6:00	3.0	6.0
Moriyama, Yasutoshi	JPN	0.0		LP1		0.0	0.0
Marchl, Georg	AUT	0.0		WP1	5:19	3.0	3.0
Seibold, Siegfried	FRG	3.0		LO		0.0	3.0
Petkovic, Momir	YUG	3.0		WD	6:00	3.0	6.0
Overmark, Jarmo	FIN	0.0		BYE			

Greco-Roman Style 82 Kg Round 3 / Aug. 02				Style greco-romain 82 kg Tour 3 / 02 Aout			
NAME	CTRY	POINTS		TIME	CLASSIFICATION		
		BEF/AV. MATCH	RESULTS RESULTATS		POINTS MATCH	POINTS TOTAL	
GROUP A / GROUPE A							
Kim, Sang-Kyu	KOR	4.0	8		1.0	5.0	EL
Santerre, Louis	CAN	4.0	10	6:00	3.0	7.0	
Ei Ashram, Mohamed	EGY	7.0	0		0.0	7.0	
Claeson, Soren	SWE	6.0	3	6:00	3.0	9.0	
Draica, Ion	ROM	6.0		BYE			
GROUP B / GROUPE B							
Overmark, Jarmo	FIN	0.0	10	6:00	3.0	3.0	
Razzino, Ernesto	ITA	1.0	5		1.0	2.0	EL
Thanopoulos, Dimitrios	GRE	6.0	7	6:00	3.0	9.0	
Seibold, Siegfried	FRG	3.0	6		1.0	4.0	EL
Marchl, Georg	AUT	3.0	0		0.0	3.0	EL
Petkovic, Momir	YUG	6.0	5	6:00	3.0	9.0	

Greco-Roman Style 82 Kg Round 4 / Aug. 02				Style greco-romain 82 kg Tour 4 / 02 Aout			
NAME	CTRY	POINTS		TIME	CLASSIFICATION		
		BEF/AV. MATCH	RESULTS RESULTATS		POINTS MATCH	POINTS TOTAL	
GROUP A / GROUPE A							
Draica, Ion	ROM	6.0	3	6:00	3.0	9.0	
Ei Ashram, Mohamed	EGY	7.0	1		1.0	8.0	
Santerre, Louis	CAN	7.0	4		1.0	8.0	
Claeson, Soren	SWE	9.0	11	6:00	3.0	12.0	



Greco-Roman Style 82 Kg **Style greco-romain 82 kg**
Group A Final / Aug. 03 **Finale groupe a / 03 Aout**

NAME	CTRY	POINTS		RESULTS	TIME	CLASSIFICATION	
		BEF/AV.	RESULTS			POINTS	TOTAL
		MATCH	RESULTATS	TEMPS	MATCH	TOTAL	
ROUND 1 / TOUR 1							
Draica, Ion	ROM		10	6:00	3.5	3.5	
Claeson, Soren	SWE		0		0.0	0.0	

Greco-Roman Style 82 Kg **Style greco-romain 82 kg**
Group B Final / Aug. 03 **Finale groupe b / 03 Aout**

NAME	CTRY	POINTS		RESULTS	TIME	CLASSIFICATION	
		BEF/AV.	RESULTS			POINTS	TOTAL
		MATCH	RESULTATS	TEMPS	MATCH	TOTAL	
ROUND 1 / TOUR 1							
Overmark, Jarmo	FIN		6	6:00	3.0	3.0	
Thanopoulos, Dimitrios	GRE		1		1.0	1.0	
Petkovic, Momir	YUG		BYE				

ROUND 2 / TOUR 2

Petkovic, Momir	YUG	0.0	6	6:00	3.0	3.0	PREL
Overmark, Jarmo	FIN	3.0	0		0.0	3.0	

Thanopoulos, Dimitrios	GRE	1.0	BYE			1.0	
------------------------	-----	------------	-----	--	--	------------	--

ROUND 3 / TOUR 3

Thanopoulos, Dimitrios	GRE	1.0	5	6:00	3.0	4.0	
Petkovic, Momir	YUG	3.0	1		1.0	4.0	

Overmark, Jarmo	FIN		BYE				
-----------------	-----	--	-----	--	--	--	--

Greco-Roman Style 82 Kg **Style greco-romain 82 kg**
Final / Aug. 03 **Finale / 03 Aout**

NAME	CTRY	POINTS		RESULTS	TIME	CLASSIFICATION	
		BEF/AV.	RESULTS			POINTS	TOTAL
		MATCH	RESULTATS	TEMPS	MATCH	TOTAL	

1ST / 2ND PLACE							
Draica, Ion	ROM		4	6:00			
Thanopoulos, Dimitrios	GRE		3				

3RD / 4TH PLACE							
Claeson, Soren	SWE		5	6:00			
Petkovic, Momir	YUG		2				

5TH / 6TH PLACE							
El Ashram, Mohamed	EGY		3				
Overmark, Jarmo	FIN		5	6:00			

7TH PLACE							
Santerre, Louis	CAN						

8TH PLACE							
Kim, Sang-Kyu	KOR						

Greco-Roman Style 90 Kg **Style greco-romain 90 kg**
Round 1 / July 30 **Tour 1 / 30 Juil**

NAME	CTRY	POINTS		RESULTS	TIME	CLASSIFICATION	
		BEF/AV.	RESULTS			POINTS	TOTAL
		MATCH	RESULTATS	TEMPS	MATCH	TOTAL	
GROUP A / GROUPE A							
Kopas, Karolj	YUG		4		1.0	1.0	
Pozidis, George	GRE		5	6:00	3.0	3.0	
Rahman, Abdul Breesam	IRQ		LF		0.0	0.0	
Andersson, Frank	SWE		WF	1:01	4.0	4.0	
Kallos, Garry	CAN		3		0.5	0.5	
Hannula, Toni	FIN		11	6:00	3.5	3.5	
Fraser, Steven	USA		BYE				

GROUP B / GROUPE B

Court, Jean-Francois	FRA		13	6:00	3.5	3.5	
Marx, Franz	AUT		4		0.5	0.5	
Hase, Hiroshi	JPN		0		0.0	0.0	
Matei, Ilie	ROM		13	1:52	4.0	4.0	
Sachs, Uwe	FRG		10	6:00	3.5	3.5	
Ibrahim, Kamal	EGY		1		0.5	0.5	

Greco-Roman Style 90 Kg **Style greco-romain 90 kg**
Round 2 / July 30 **Tour 2 / 30 Juil**

NAME	CTRY	POINTS		RESULTS	TIME	CLASSIFICATION	
		BEF/AV.	RESULTS			POINTS	TOTAL
		MATCH	RESULTATS	TEMPS	MATCH	TOTAL	

GROUP A / GROUPE A

Fraser, Steven	USA	0.0	4	6:00	3.0	3.0	
Kopas, Karolj	YUG	1.0	1		1.0	2.0	
Pozidis, George	GRE	3.0	15	2:37	4.0	7.0	
Rahman, Abdul Breesam	IRQ	0.0	3		0.0	0.0	
Andersson, Frank	SWE	4.0	15	4:16	4.0	8.0	
Kallos, Garry	CAN	0.5	3		0.0	0.5	
Hannula, Toni	FIN	3.5	BYE				

GROUPE B / GROUPE B

Court, Jean-Francois	FRA	3.5	4	6:00	3.0	6.5	
Hase, Hiroshi	JPN	0.0	0		0.0	0.0	
Marx, Franz	AUT	0.5	4		1.0	1.5	
Sachs, Uwe	FRG	3.5	7	6:00	3.0	6.5	
Matei, Ilie	ROM	4.0	13	3:54	4.0	8.0	
Ibrahim, Kamal	EGY	0.5	0		0.0	0.5	

Greco-Roman Style 90 Kg **Style greco-romain 90 kg**
Round 3 / July 30 **Tour 3 / 30 Juil**

NAME	CTRY	POINTS		RESULTS	TIME	CLASSIFICATION	
		BEF/AV.	RESULTS			POINTS	TOTAL
		MATCH	RESULTATS	TEMPS	MATCH	TOTAL	

GROUP A / GROUPE A

Hannula, Toni	FIN	3.5	LP1		0.0	3.5	
Fraser, Steven	USA	3.0	NP1	4:18	3.0	6.0	
Pozidis, George	GRE	7.0	2		0.0	7.0	
Andersson, Frank	SWE	8.0	6	5:15	3.0	11.0	

Greco-Roman Style 90 Kg **Style Greco-romain 90 kg**
Round 4 / July 31 **Tour 4 / 31 Juil**

NAME	CTRY	POINTS		RESULTS	TIME	CLASSIFICATION	
		BEF/AV.	RESULTS			POINTS	TOTAL
		MATCH	RESULTATS	TEMPS	MATCH	TOTAL	

GROUP A / GROUPE A

Hannula, Toni	FIN	3.5	LP1		0.0	3.5	
Pozidis, George	GRE	7.0	NP1	5:13	3.0	10.0	
Fraser, Steven	USA	6.0	4	6:00	3.0	9.0	
Andersson, Frank	SWE	11.0	1		1.0	12.0	

Greco-Roman Style 90 Kg **Style greco-romain 90 kg**
Group A Final / July 31 **Finale groupe a / 31 Juil**

NAME	CTRY	POINTS		RESULTS	TIME	CLASSIFICATION	
		BEF/AV.	RESULTS			POINTS	TOTAL
		MATCH	RESULTATS	TEMPS	MATCH	TOTAL	

Fraser, Steven	USA	3.0	2	6:00	3.0	6.0	
Pozidis, George	GRE	0.0	1		1.0	1.0	

Andersson, Frank	SWE	4.0	BYE				
------------------	-----	------------	-----	--	--	--	--

Greco-Roman Style 90 Kg **Style greco-romain 90 kg**
Group B Final / Aug. 01 **Finale groupe b / 01 Aout**

NAME	CTRY	POINTS		RESULTS	TIME	CLASSIFICATION	
		BEF/AV.	RESULTS			POINTS	TOTAL
		MATCH	RESULTATS	TEMPS	MATCH	TOTAL	
ROUND 1 / TOUR 1							
Court, Jean-Francois	FRA		LP1		0.0	0.0	
Matei, Ilie	ROM		WP1	5:11	3.0	3.0	
Sachs, Uwe	FRG		BYE				

ROUND 2 / TOUR 2

Sachs, Uwe	FRG	0.0	WD	6:00	3.0	3.0	
Court, Jean-Francois	FRA	0.0	LO		1.0	1.0	

Matei, Ilie	ROM	3.0	BYE				
-------------	-----	------------	-----	--	--	--	--

ROUND 3 / TOUR 3

Matei, Ilie	ROM	3.0	WP1	5:10	3.0	6.0	
Sachs, Uwe	FRG	3.0	LP1		0.0	3.0	

Court, Jean-Francois	FRA	1.0	BYE				
----------------------	-----	------------	-----	--	--	--	--

Greco-Roman Style 90 Kg **Style greco-romain 90 kg**
Final / Aug. 01 **Finale / 01 Aout**

NAME	CTRY	POINTS		RESULTS	TIME	CLASSIFICATION	
		BEF/AV.	RESULTS			POINTS	TOTAL
		MATCH	RESULTATS	TEMPS	MATCH	TOTAL	

1ST / 2ND PLACE

Fraser, Steven	USA		1	6:00	3.0	3.0	
Matei, Ilie	ROM		1		1.0	1.0	

3RD / 4TH PLACE

Andersson, Frank	SWE		5	6:00	3.0	3.0	
Sachs, Uwe	FRG		0		0.0	0.0	

5TH / 6TH PLACE

Pozidis, George	GRE		2		1.0	1.0	
Court, Jean-Francois	FRA		4	6:00	3.0	3.0	

Wrestling

Lutte

Greco-Roman Style 100 Kg Round 1 / Aug. 01				Style greco-romain 100 kg Tour 1 / 01 Aout			
NAME	CTRY	POINTS		RESULTS	TIME	CLASSIFICATION	
		BEF/AV.	RESULTS			POINTS	TOTAL
GROUP A / GROUPE A							
Pikilidis, George	GRE		7	6:00	3.0	3.0	
Pitschmann, Franz	AUT		1		1.0	1.0	
Gustavsson, Karl-Johan	SHE		0		0.0	0.0	
Andrei, Vasile	ROM		13	3:41	4.0	4.0	
GROUP B / GROUPE B							
Gerdsmeier, Fritz	FRG			LF	0.0	0.0	
Tertelje, Jozef	YUG			WF	5:39	4.0	4.0
Gibson, Greg	USA		14	3:39	4.0	4.0	
Fujita, Yoshihiro	JPN		1		0.0	0.0	

Greco-Roman Style 100 Kg Round 2 / Aug. 02				Style greco-romain 100 kg Tour 2 / 02 Aout			
NAME	CTRY	POINTS		RESULTS	TIME	CLASSIFICATION	
		BEF/AV.	RESULTS			POINTS	TOTAL
GROUP A / GROUPE A							
Pikilidis, George	GRE	3.0	16	4:18	4.0	7.0	
Gustavsson, Karl-Johan	SWE	0.0	1		0.0	0.0	
Pitschmann, Franz	AUT	1.0	2		0.0	1.0	
Andrei, Vasile	ROM	4.0	15	2:45	4.0	8.0	
GROUP B / GROUPE B							
Gerdsmeier, Fritz	FRG	0.0	1		1.0	1.0	
Gibson, Greg	USA	4.0	6	6:00	3.0	7.0	
Tertelje, Jozef	YUG	4.0	4	1:33	4.0	8.0	
Fujita, Yoshihiro	JPN	0.0	0		0.0	0.0	

Greco-Roman Style 100 Kg Group A Final / Aug. 03				Style greco-romain 100 kg Finale groupe a / 03 Aout			
NAME	CTRY	POINTS		RESULTS	TIME	CLASSIFICATION	
		BEF/AV.	RESULTS			POINTS	TOTAL
ROUND 1 / TOUR 1							
Pikilidis, George	GRE			LP1	0.0	0.0	
Andrei, Vasile	ROM			WP1	4:05	3.5	3.5

Greco-Roman Style 100 Kg Group B Final / Aug. 03				Style greco-romain 100 kg Finale groupe b / 03 Aout			
NAME	CTRY	POINTS		RESULTS	TIME	CLASSIFICATION	
		BEF/AV.	RESULTS			POINTS	TOTAL
ROUND 1 / TOUR 1							
Tertelje, Jozef	YUG		2		1.0	1.0	
Gibson, Greg	USA		3	6:00	3.0	3.0	

Greco-Roman Style 100 Kg Final / Aug. 03				Style greco-romain 100 kg Finale / 03 Aout			
NAME	CTRY	POINTS		RESULTS	TIME	CLASSIFICATION	
		BEF/AV.	RESULTS			POINTS	TOTAL
1ST / 2ND PLACE							
Andrei, Vasile	ROM			WGS	4:16		
Gibson, Greg	USA			LGS			
3RD / 4TH PLACE							
Pikilidis, George	GRE		0				
Tertelje, Jozef	YUG		3	6:00			
5TH / 6TH PLACE							
Pitschmann, Franz	AUT		7				
Gerdsmeier, Fritz	FRG		5	6:00			
7TH PLACE (TIE)							
Fujita, Yoshihiro	JPN						
Gustavsson, Karl-Johan	SWE						

Greco-Roman Style + 100 Kg Round 1 / July 31				Style greco-romain +100 kg Tour 1 / 31 Juil			
NAME	CTRY	POINTS		RESULTS	TIME	CLASSIFICATION	
		BEF/AV.	RESULTS			POINTS	TOTAL
GROUP A / GROUPE A							
Blatnick, Jeffrey	USA			WP1	5:12	3.0	3.0
Memisevic, Refik	YUG			LP1		0.0	0.0
Pikilidis, Panayotis	GRE		11	6:00	3.0	3.0	
Ando, Masaya	JPN		7		1.0	1.0	
GROUP B / GROUPE B							
Lapenna, Antonio	ITA			LC		1.0	1.0
El Hadad, Hassan	EGY			WC		3.0	3.0
Dolipschi, Victor	ROM			DQ	4:52	0.0	0.0
Johansson, Thomas	SWE			DQ		0.0	0.0

Greco-Roman Style + 100 Kg Round 2 / July 31				Style greco-romain + 100 kg Tour 2 / 31 Juil			
NAME	CTRY	POINTS		RESULTS	TIME	CLASSIFICATION	
		BEF/AV.	RESULTS			POINTS	TOTAL
GROUP A / GROUPE A							
Blatnick, Jeffrey	USA	3.0	3		1.0	4.0	
Pikilidis, Panayotis	GRE	3.0	4	6:00	3.0	6.0	
Memisevic, Refik	YUG	0.0	WP1	4:49	3.0	3.0	
Ando, Masaya	JPN	1.0	LP1		0.0	1.0	
GROUP B / GROUPE B							
Lapenna, Antonio	ITA	1.0	LF		0.0	1.0	
Dolipschi, Victor	ROM	0.0	WF	4:24	4.0	4.0	
El Hadad, Hassan	EGY	3.0	LF		0.0	3.0	
Johansson, Thomas	SWE	0.0	WF	0:22	4.0	4.0	

Greco-Roman Style + 100 Kg Group A Final / Aug. 01				Style greco-romain + 100 kg Finale groupe a / 01 Aout			
NAME	CTRY	POINTS		RESULTS	TIME	CLASSIFICATION	
		BEF/AV.	RESULTS			POINTS	TOTAL
ROUND 1 / TOUR							
Blatnick, Jeffrey	USA			WP1	5:12	3.0	3.0 PREL
Memisevic, Refik	YUG			LP1		1.0	1.0
Pikilidis, Panayotis	GRE			BYE			
ROUND 2 / TOUR							
Blatnick, Jeffrey	USA	3.0	LD		1.0	4.0 PREL	
Pikilidis, Panayotis	GRE	0.0	WD	6:00	3.0	3.0	
Memisevic, Refik	YUG	1.0	BYE				
ROUND 3 / TOUR							
Memisevic, Refik	YUG	0.0	WPS	5:27	3.5	3.5	
Pikilidis, Panayotis	GRE	3.0	LPS		0.0	0.0	
Blatnick, Jeffrey	USA	4.0	BYE				

Greco-Roman Style + 100 Kg Group B Final / Aug. 01				Style greco-romain + 100 kg Finale groupe b / 01 Aout			
NAME	CTRY	POINTS		RESULTS	TIME	CLASSIFICATION	
		BEF/AV.	RESULTS			POINTS	TOTAL
ROUND 1 / TOUR 1							
El Hadad, Hassan	EGY	0.0	LP1		0.0	0.0	
Dolipschi, Victor	ROM	0.0	WP1	3:19	3.0	3.0	
Johansson, Thomas	SWE	0.0	BYE				
ROUND 2 / TOUR 2							
El Hadad, Hassan	EGY	0.0	LF		0.0	0.0 PREL	
Johansson, Thomas	SWE	0.0	WF	0:27	4.0	4.0	
Dolipschi, Victor	ROM	3.0	BYE				
ROUND 3 / TOUR 3							
Dolipschi, Victor	ROM	3.0	DQP	4:52	0.0	3.0 PREL	
Johansson, Thomas	SWE	4.0	DQP		0.0	4.0	
El Hadad, Hassan	EGY	0.0	BYE				

Greco-Roman Style + 100 Kg Group B Final / Aug. 01				Style greco-romain + 100 kg Finale groupe b / 01 Aout			
NAME	CTRY	POINTS		RESULTS	TIME	CLASSIFICATION	
		BEF/AV.	RESULTS			POINTS	TOTAL
ROUND 1 / TOUR 1							
El Hadad, Hassan	EGY	0.0	LP1		0.0	0.0	
Dolipschi, Victor	ROM	0.0	WP1	3:19	3.0	3.0	
Johansson, Thomas	SWE	0.0	BYE				
ROUND 2 / TOUR 2							
El Hadad, Hassan	EGY	0.0	LF		0.0	0.0 PREL	
Johansson, Thomas	SWE	0.0	WF	0:27	4.0	4.0	
Dolipschi, Victor	ROM	3.0	BYE				
ROUND 3 / TOUR 3							
Dolipschi, Victor	ROM	3.0	DQP	4:52	0.0	3.0 PREL	
Johansson, Thomas	SWE	4.0	DQP		0.0	4.0	
El Hadad, Hassan	EGY	0.0	BYE				

Greco-Roman Style + 100 Kg Final / Aug. 02				Style greco-romain + 100 kg Finale / 02 Aout			
NAME	CTRY	POINTS		RESULTS	TIME	CLASSIFICATION	
		BEF/AV.	RESULTS			POINTS	TOTAL
1ST / 2ND PLACE							
Blatnick, Jeffrey	USA		2		6:00		
Johansson, Thomas	SWE		0				
3RD / 4TH PLACE							
Memisevic, Refik	YUG		WP1	4:16			
Dolipschi, Victor	ROM		LP1				
5TH / 6TH PLACE							
Pikilidis, Panayotis	GRE		7		6:00		
El Hadad, Hassan	EGY		3				
7TH PLACE (TIE)							
Ando, Masaya	JPN						
Lapenna, Antonio	ITA						

*NOTE: Johannson was subsequently disqualified as his doping tests proved positive.

Yachting/Voile

Officials

International Yacht Racing Union (IYRU)

President / president
Secretary-General / secrétaire-general
Technical Delegates / delegues techniques

Beppe Croce (ITA)
Nigel Hacking (GBR)
Tony Watts (GBR)
Sven Hultin (FIN)

LAOOC Administrative Staff/Personnel Administratif de LAOOC

Commissioner / commissaire
Co-Competition Directors/
co-directeur du competition
Co-Venue Managers/
co-manager de la venue
Sports Manager / manager du sport

Ted Hinshaw
Don Brown
Barry LaBow
Rich Jeffries
Thornton Hamlin
Rich Jeffries

Participants/Participants

Women Femmes	Competitors Competiteurs	Countries Pays	Men Hommes	Competitors Competiteurs	Countries Pays
Boardsailing / planche à voile	16	8	Windglider	38	38
			Soling	66	22
			Flying Dutchman	34	17
			Star	38	19
			Finn	28	28
			Tornado	40	20
			470	56	28
			Boardsailing / Planche à voile	16	7

Legend/Legende

DNF	did not finish / n'a pas fini	PMS	premature starter / départ préaturé
DNS	did not start / n'a pas pris le départ	RET	retired / abandonné
DSQ	disqualified / disqualifié	YMP	yacht materially prejudiced / voilier ayant subi des dommages matériels

Long Beach Shoreline Marina and Harbor





Windglider Class **Classe windglider**
Alpha Course Race 1 / July 31 **Parcours alpha course 1/31 Juil**

POS	SAIL	CTRY	NAME	TIME	POINTS
	VOILE			TEMPS	
1	G	FRG	Meyer, Dirk	14:50:18	0.00
2	KZ	NZL	Kendall, Bruce	14:50:44	3.00
3	E	ESP	Bellini, Eduardo		5.70
4	H	HOL	Van Den Berg, Stephan		8.00
5	N	NOR	Rasmussen, Svein		10.00
6	I	ITA	Maran, Klaus		11.70
7	US	USA	Steele, Randall Scott		13.00
8	KA	AUS	Hyde, Greg		14.00
9	MT	MLT	Bonello, Peter		15.00
10	S	SWE	Nystrom, Hans		16.00
11	SWE	AUT	Eybl, Bjoern		17.00
12	K C	CAN	Graveline, Eric		18.00
13	IS	ISR	Atedji, Yehuda		19.00
14	VI	ISV	Klein, Kenneth C.		20.00
15	Y	YUG	Puh, Dusan		21.00
16	MX	MEX	Toscano, Mauricio		22.00
17	A	ARG	Garcia Velazco, Jorge R.		23.00
18	P	POR	Monteiro, Jose		24.00
19	P R	PUR	Dalmau, Manuel		25.00
20	Z	SUI	Erzberger, Marc		26.00
21	J	JPN	Sato, Tsutomu		27.00
22	G R	GRE	Georgosopoulos, Stilianos		28.00
23	PH	PHI	Ortega, Policarpio		29.00
24	K S	SIN	Chan, Kelly K. S.		30.00
25	KB	BER	Watlington, Hubert		31.00
26	CH	CHN	Tang, Qingcai		32.00
27	S M	SMR	Pelliccioni, Flavio		33.00
28	ANU	ANT	Ross, Inigo		34.00
29	TH	THA	Panyawan, Saard		35.00
30	SE	SEN	Wade, El Hadj		36.00
31	K H	HKG	Choi, Lee Keung		37.00
32	SK	KOR	Cho, Jin Sup		38.00
33	W	WA	Al-Maiwali, Talib-Salim		39.00
	F	FRA	Guillerot, Gildas	45.00	DSQ
	K	GBR	Hackford, David	45.00	DSQ
	KF	FIJ	Philp, Anthony Steven	45.00	DSQ
	OR	DOM	Esteban, Antonio	45.00	DNF
	BA	BAH	Nisbet, Thomas	45.00	DNF

Windglider Class **Classe windglider**
Alpha Course Race 2 / Aug. 01 **Parcours alpha course 2 / 01 Aout**

POS	SAIL	CTRY	NAME	TIME	POINTS
	VOILE			TEMPS	
1	US	USA	Steele, Randall Scott		0.00
2	H	HOL	Van Den Berg, Stephan		3.00
3	KZ	NZL	Kendall, Bruce		5.70
4	PR	PUR	Dalmau, Manuel		8.00
5	N	NOR	Rasmussen, Svein		10.00
6	I	ITA	Maran, Klaus		11.70
7	F	FRA	Guillerot, Gildas		13.00
8	TH	THA	Panyawan, Saard		14.00
9	VI	ISV	Klein, Kenneth C.		15.00
10	A	ARG	Garcia Velazco, Jorge R.		16.00
11	O E	AUT	Eybl, Bjoern		17.00
12	MT	MLT	Bonello, Peter		18.00
13	KA	AUS	Hyde, Greg		19.00
14	IS	ISR	Atedji, Yehuda		20.00
15	G	FRG	Meyer, Dirk		21.00
16	E	ESP	Bellini, Eduardo		22.00
17	C H	CHN	Tang, Qingcai		23.00
18	Y	YUG	Puh, Dusan		24.00
19	S M	SMR	Pelliccioni, Flavio		25.00
20	MX	MEX	Toscano, Mauricio		26.00
21	K	GBR	Hackford, David		27.00
22	J	JPN	Sato, Tsutomu		28.00
23	P	POR	Monteiro, Jose		29.00
24	KF	FIJ	Philp, Anthony Steven		30.00
25	K S	SIN	Chan, Kelly K. S.		31.00
26	K H	HKG	Choi, Lee Keung		32.00
27	Z	SUI	Erzberger, Marc		33.00
28	K C	CAN	Graveline, Eric		34.00
29	G R	GRE	Georgosopoulos, Stilianos		35.00
30	ANU	ANT	Ross, Inigo		36.00
31	S K	KOR	Cho, Jin Sup		37.00
32	OR	DOM	Esteban, Antonio		38.00
33	BA	BAH	Nisbet, Thomas		39.00
34	OM	WA	Al-Maiwali, Talib-Salim		40.00
35	S E	SEN	Wade, El Hadj		41.00
	S	SWE	Nystrom, Hans	45.00	PMS
	PH	PHI	Ortega, Policarpio	45.00	PMS
	KB	BER	Watlington, Hubert	45.00	PMS

Windglider Class **Classe windglider**
Alpha Course Race 3 / Aug. 02 **Parcours alpha course 3 / 02 Aout**

POS	SAIL	CTRY	NAME	TIME	POINTS
	VOILE			TEMPS	
1	H	HOL	Van Den Berg, Stephan	15:19:15	0.00
2	US	USA	Steele, Randall Scott	15:20:14	3.00
3	VI	ISV	Klein, Kenneth C.	15:21:00	5.70
4	S	SWE	Nystrom, Hans		8.00
5	F	FRA	Guillerot, Gildas		10.00
6	KZ	NZL	Kendall, Bruce		11.70
7	N	NOR	Rasmussen, Svein		13.00
8	I	ITA	Maran, Klaus		14.00
9	KA	AUS	Hyde, Greg		15.00
10	G	FRG	Meyer, Dirk		16.00
11	NT	MLT	Bonello, Peter		17.00
12	J	JPN	Sato, Tsutomu		18.00
13	OE	AUT	Eybl, Bjoern		19.00
14	V	YUG	Puh, Dusan		20.00
15	E	ESP	Bellini, Eduardo		21.00
16	K	GBR	Hackford, David		22.00
17	MX	MEX	Toscano, Mauricio		23.00
18	A	ARG	Garcia Velazco, Jorge R.		24.00
19	KC	CAN	Graveline, Eric		25.00

POS	SAIL	CTRY	NAME	TIME	POINTS
	VOILE			TEMPS	
20	TH	THA	Panyawan, Saard		26.00
21	CH	CHN	Tang, Qingcai		27.00
22	PH	PHI	Ortega, Policarpio		28.00
23	K S	SIN	Chan, Kelly K. S.		29.00
24	PR	PUR	Dalmau, Manuel		30.00
25	P	POR	Monteiro, Jose		31.00
26	Z	SUI	Erzberger, Marc		32.00
27	IS	ISR	Atedji, Yehuda		33.00
28	ANU	ANT	Ross, Inigo		34.00
29	KB	BER	Watlington, Hubert		35.00
30	KF	FIJ	Philp, Anthony Steven		36.00
31	S M	SMR	Pelliccioni, Flavio		37.00
32	OR	DOM	Esteban, Antonio		38.00
33	KH	HKG	Choi, Lee Keung		39.00
34	GR	GRE	Georgosopoulos, Stilianos		40.00
35	SK	KOR	Cho, Jin Sup		41.00
36	BA	BAH	Nisbet, Thomas		42.00
37	SE	SEN	Wade, El Hadj		43.00
38	OM	OMA	Al-Maiwali, Talib-Salim		44.00

Windglider Class **Classe windglider**
Alpha Course Race 4 / Aug. 03 **Parcours alpha course 4 / 03 Aout**

POS	SAIL	CTRY	NAME	TIME	POINTS
	VOILE			TEMPS	
1	US	USA	Steele, Randall Scott	15:15:10	
2	KA	AUS	Hyde, Greg	15:16:27	3.00
3	MT	MLT	Bonello, Peter	15:16:43	5.70
4	J	JPN	Sato, Tsutomu		8.00
5	IS	ISR	Atedji, Yehuda		10.00
6	I	ITA	Maran, Klaus		11.70
7	Y	YUG	Puh, Dusan		13.00
8	VI	ISV	Klein, Kenneth C.		14.00
9	S	SWE	Nystrom, Hans		15.00
10	O E	AUT	Eybl, Bjoern		16.00
11	H	HOL	Van Den Berg, Stephan		17.00
12	N	NOR	Rasmussen, Svein		18.00
13	KZ	NZL	Kendall, Bruce		19.00
14	CH	CHN	Tang, Qingcai		20.00
15	TH	THA	Panyawan, Saard		21.00
16	F	FRA	Guillerot, Gildas		22.00
17	K C	CAN	Graveline, Eric		23.00
18	MX	MEX	Toscano, Mauricio		24.00
19	K	GBR	Hackford, David		25.00
20	G	FRG	Meyer, Dirk		26.00
21	K H	HKG	Choi, Lee Keung		27.00
22	KB	BER	Watlington, Hubert		28.00
23	A	ARG	Garcia Velazco, Jorge R.		29.00
24	E	ESP	Bellini, Eduardo		30.00
25	KF	FIJ	Philp, Anthony Steven		31.00
26	P	POR	Monteiro, Jose		32.00
27	P R	PUR	Dalmau, Manuel		33.00
28	S M	SMR	Pelliccioni, Flavio		34.00
29	PH	PHI	Ortega, Policarpio		35.00
30	Z	SUI	Erzberger, Marc		36.00
31	S K	KOR	Cho, Jin Sup		37.00
32	K S	SIN	Chan, Kelly K. S.		38.00
33	GR	GRE	Georgosopoulos, Stilianos		39.00
34	DR	DOM	Esteban, Antonio		40.00
35	ANU	ANT	Ross, Inigo		41.00
36	S E	SEN	Wade, El Hadj		42.00
37	O M	WA	Al-Maiwali, Talib-Salim		43.00
	B A	BAH	Nisbet, Thomas	45.00	DNF

Windglider Class **Classe windglider**
Alpha Course Race 5 / Aug. 06 **Parcours alpha course 5 / 06 Aout**

POS	SAIL	CTRY	NAME	TIME	POINTS
	VOILE			TEMPS	
1	I	ITA	Maran, Klaus	15:00:22	0.00
2	KZ	NZL	Kendall, Bruce	15:01:10	3.00
3	F	FRA	Guillerot, Gildas	15:01:23	5.70
4	H	HOL	Van Den Berg, Stephan		8.00
5	OE	AUT	Eybl, Bjoern		10.00
6	N	NOR	Rasmussen, Svein		11.70
7	KA	AUS	Hyde, Greg		13.00
8	S	SWE	Nystrom, Hans		14.00
9	US	USA	Steele, Randall Scott		15.00
10	MT	MLT	Bonello, Peter		16.00
11	K	GBR	Hackford, David		17.00
12	G	FRG	Meyer, Dirk		18.00
13	E	ESP	Bellini, Eduardo		19.00
14	Y	YUG	Puh, Dusan		20.00
15	MX	MEX	Toscano, Mauricio		21.00
16	VI	ISV	Klein, Kenneth C.		22.00
17	P	POR	Monteiro, Jose		23.00
18	A	ARG	Garcia Velazco, Jorge R.		24.00
19	Z	SUI	Erzberger, Marc		25.00
20	KC	CAN	Graveline, Eric		26.00
21	IS	ISR	Atedji, Yehuda		27.00
22	J	JPN	Sato, Tsutomu		28.00
23	PH	PHI	Ortega, Policarpio		29.00
24	PR	PUR	Dalmau, Manuel		30.00
25	K S	SIN	Chan, Kelly K. S.		31.00
26	TH	THA	Panyawan, Saard		32.00
27	KB	BER	Watlington, Hubert		33.00
28	ANU	ANT	Ross, Inigo		34.00
29	CH	CHN	Tang, Qingcai		35.00
30	S M	SMR	Pelliccioni, Flavio		36.00
31	KH	HKG	Choi, Lee Keung		37.00
32	GR	GRE	Georgosopoulos, Stilianos		38.00
33	DR	DOM	Esteban, Antonio		39.00
34	SE	SEN	Wade, El Hadj		40.00
35	SK	KOR	Cho, Jin Sup		41.00
36	BA	BAH	Nisbet, Thomas		42.00
37	OM	WA	Al-Maiwali, Talib-Salim		43.00
	KF	FIJ	Philp, Anthony Steven	45.00	PMS



Windglider Class
Alpha Course Race 6 / Aug. 07

Classe windglider
Parcours alpha course 6 / 07 Aout

POS	SAIL VOILE	CTRY	NM	TIME TEMPS	POINTS
1	F	FRA	Guillerot, Gildas	14:47:20	0.00
2	H	HOL	Van Den Berg, Stephan	14:47:30	3.00
3	KZ	NZL	Kendall, Bruce	14:47:39	5.70
4	I	ITA	Maran, Klaus		8.00
5	G	FRG	Meyer, Dirk		10.00
6	KA	AUS	Hyde, Greg		11.70
7	OE	AUT	Eybl, Bjoern		13.00
8	S	SWE	Nystrom, Hans		14.00
9	US	USA	Steele, Randall Scott		15.00
10	K	GBR	Hackford, David		16.00
11	E	ESP	Bellini, Eduardo		17.00
12	VI	ISV	Klein, Kenneth C.		18.00
13	MT	MLT	Bonello, Peter		19.00
14	N	NOR	Rasmussen, Svein		20.00
15	A	ARG	Garcia Velazco, Jorge R.		21.00
16	Y	YUG	Puh, Dusan		22.00
17	J	JPN	Sato, Tsutomu		23.00
18	IS	ISR	Atedji, Yehuda		24.00
19	Z	SUI	Erzberger, Marc		25.00
20	MX	MEX	Toscano, Mauricio		26.00
21	KC	CAN	Graveline, Eric		27.00
22	KB	BER	Watlington, Hubert		28.00
23	P	POR	Monteiro, Jose		29.00
24	PR	PUR	Dalmau, Manuel		30.00
25	GR	GRE	Georgosopoulos, Stilianos		31.00
26	PH	PHI	Ortega, Policarpio		32.00
27	SM	SYR	Pelliccioni, Flavio		33.00
28	CH	CHN	Tang, Qingcai		34.00
29	ANU	ANT	Ross, Inigo		35.00
30	KF	FIJ	Philp, Anthony Steven		36.00
31	KS	SIN	Chan, Kelly K. S.		37.00
32	SE	SEN	Wade, El Hadj		38.00
33	TH	THA	Panyawan, Saard		39.00
34	KH	KOR	Choi, Lee Keung		40.00
35	OR	DOM	Esteban, Antonio		41.00
36	BA	BAH	Nisbet, Thomas		42.00
37	SK	KOR	Cho, Jin Sup		43.00
	OM	OMA	Al-Maiwali, Talib-Salim		45.00 DNF

Windglider Class
Alpha Course Race 7 / Aug. 08

Classe windglider
Parcours alpha course 7 / 08 Aout

POS	SAIL VOILE	CTRY	NAME	TIME TEMPS	POINTS
1	KA	AUS	Hyde, Greg	14:47:13	0.00
2	F	FRA	Guillerot, Gildas	14:47:16	3.00
3	H	HOL	Van Den Berg, Stephan	14:47:20	5.70
4	G	FRG	Meyer, Dirk		8.00
5	KZ	NZL	Kendall, Bruce		10.00
6	OE	AUT	Eybl, Bjoern		11.70
7	MT	UT	Bonello, Peter		13.00
8	E	ESP	Bellini, Eduardo		14.00
9	I	ITA	Maran, Klaus		15.00
10	K	GBR	Hackford, David		16.00
11	S	SWE	Nystrom, Hans		17.00
12	N	NOR	Rasmussen, Svein		18.00
13	P	POR	Monteiro, Jose		19.00
14	US	USA	Steele, Randall Scott		20.00
15	IS	ISR	Atedji, Yehuda		21.00
16	VI	ISV	Klein, Kenneth C.		22.00
17	KC	CAN	Graveline, Eric		23.00
18	KS	SIN	Chan, Kelly K. S.		24.00
19	Y	YUG	Puh, Dusan		25.00
20	Z	SUI	Erzberger, Marc		26.00
21	PR	PUR	Dalmau, Manuel		27.00
22	KB	BER	Watlington, Hubert		28.00
23	MX	MEX	Toscano, Mauricio		29.00
24	J	JPN	Sato, Tsutomu		30.00
25	A	ARG	Garcia Velazco, Jorge R.		31.00
26	PH	PHI	Ortega, Policarpio		32.00
27	SM	SYR	Pelliccioni, Flavio		33.00
28	CH	CHN	Tang, Qingcai		34.00
29	TH	THA	Panyawan, Saard		35.00
30	ANU	ANT	Ross, Inigo		36.00
31	KF	FIJ	Philp, Anthony Steven		37.00
32	SE	SEN	Wade, El Hadj		38.00
33	KH	HKG	Choi, Lee Keung		39.00
34	OR	DOM	Esteban, Antonio		40.00
35	SK	KOR	Cho, Jin Sup		41.00
36	OM	OMA	Al-Maiwali, Talib-Salim		42.00
	GR	GRE	Georgosopoulos, Stilianos		45.00 DNF
	BA	BAH	Nisbet, Thomas		45.00 DNS

Windglider Class
Race Summary/ Aug. 08

Classe windglider
Sommaire des courses / 08 Aout

POS	SAIL VOILE	CTRY	NAME	RACE / COURSE							POINTS TOTAL	POINTS NET
				1	2	3	4	5	6	7		
1	H	HOL	Van Den Berg, Stephan	4	2	1	11	4	2	3	44.70	27.70
2	us	USA	Steele, Randall Scott	7	1	2	1	9	9	14	66.00	46.00
3	KZ	NZL	Kendall, Bruce	2	3	DSQ	13	2	3	5	91.40	46.40
4	F	FRA	Guillerot, Gildas	DSQ	6	5	16	3	1	2	97.40	52.40
5	I	ITA	Maran, Klaus	6	5	7	6	1	4	9	69.40	54.40
6	KA	AUS	Hyde, Greg	8	12	8	2	7	6	1	73.70	55.70
7	G	FRG	Meyer, Dirk	1	14	YMP	20	12	5	4	93.20	67.20
8	OE	AUT	Eybl, Bjoern	11	10	YMP	10	5	7	6	97.00	80.00
9	MT	MLT	Bonello, Peter	9	11	10	3	10	13	7	101.70	82.70
10	S	SWE	Nystrom, Hans	10	PMS	4	9	8	8	11	129.00	84.00
11	N	NOR	Rasmussen, Svein	5	DSQ	6	12	6	14	12	134.40	89.40
12	E	ESP	Bellini, Eduardo	3	15	YMP	24	13	11	8	122.00	92.00
13	VI	ISV	Klein, Kenneth C.	14	8	3	8	16	12	16	115.70	93.70
14	IS	ISR	Atedji, Yehuda	13	13	YMP	5	21	18	15	138.60	111.60
15	Y	YUG	Puh, Dusan	15	17	13	7	14	16	19	143.00	118.00
16	J	JPN	Sato, Tsutomu	21	21	11	4	DSQ	17	24	177.00	132.00
17	A	ARG	Garcia Velazco, Jorge R.	17	9	YMP	23	18	15	25	165.40	134.40
18	MX	MEX	Toscano, Mauricio	16	19	15	18	15	20	23	168.00	139.00
19	KC	CAN	Graveline, Eric	12	27	YMP	17	20	21	17	173.40	140.40
20	PR	PUR	Dalmau, Manuel	19	4	YMP	DSQ	23	24	21	187.80	142.80
21	K	GBR	Hackford, David	DSQ	20	RET	19	11	10	10	190.00	145.00
22	P	POR	Monteiro, Jose	18	22	23	26	17	23	13	184.00	152.00
23	TH	THA	Panyawan, Saard	29	7	18	15	25	33	29	198.00	159.00
24	Z	SUI	Erzberger, Marc	28	26	YMP	29	19	19	20	195.80	160.80
25	CH	CHN	Tang, Qingcai	26	16	19	14	28	28	28	201.00	167.00
26	KS	SIN	Chan, Kelly K. S.	24	24	21	31	24	31	18	215.00	178.00
27	KB	BER	Watlington, Hubert	25	PMS	27	22	26	22	22	225.00	180.00
28	PH	PHI	Ortega, Policarpio	23	PMS	20	28	22	26	26	226.00	181.00
29	SM	SMR	Pelliccioni, Flavio	27	18	29	27	29	27	27	226.00	191.00
30	ANU	ANT	Ross, Inigo	28	29	26	34	27	29	30	245.00	205.00
31	GR	GRE	Georgosopoulos, Stilianos	22	28	32	32	31	25	DNF	251.00	206.00
32	KH	HKG	Choi, Lee Keung	31	25	31	21	30	34	33	247.00	207.00
33	KF	FIJ	Philp, Anthony Steven	DSQ	23	28	25	PMS	30	31	257.00	212.00
34	SK	KOR	Cho, Jin Sup	32	30	33	30	34	RET	34	274.00	229.00
35	SE	SEN	Wade, El Hadj	30	34	DSQ	35	33	32	32	277.00	232.00
36	OR	DOM	Esteban, Antonio	DNF	31	30	33	32	35	DSQ	281.00	236.00
37	OM	OMA	Al-Maiwali, Talib-Salim	33	33	YMP	36	36	DNF	35	288.60	243.60
38	BA	BAH	Nisbet, Thomas	DNF	32	34	RET	35	36	RET	296.00	251.00

YMP FOR RACE 3 = POINTS EQUAL TO THE AVERAGE. TO THE NEAREST TENTH OF A POINT. OF POINTS IN ALL RACES IN THE SERIES EXCEPT THE WORST RACE AND RACE 3/
YMP POUR COURSE 3 = POINTS EGAL A LA MOYENNE. AU DIXIEME DE POINT PRES. DES POINTS DE TOUTES LES COURSES DE LA SERIE EXCEPTEE LA PIRE ET LA COURSE 3

Soling Class
Charlie Course Race 1 / July 31
Class soling
Parcours charlie course 1 / 31 Juil

POS	SAIL	CTRY	NAME	TIME	POINTS
	VOILE			TEMPS	
1	US	USA	Haines Jr., Robert Trevelyan, Edward Davis, Roderick	15:46:17	0.00
2	K	GBR	Law, Christopher Leask, Edward Richards, Jeremy	15:47:08	3.00
3	BL	BRA	Grael, Torben Adler, Daniel Senfft, Ronaldo	15:47:43	5.70
4	KC	CAN	Fogh, Hans Kerr, John Calder, Steve		8.00
5	KA	AUS	Sheard, Gary Doming, Tim Gordon, Dean		10.00
6	I	ITA	Lamaro, Gianluca Romano, Valerio Dalla Vecchia, Aurelio		11.70
7	S	SWE	Gravare, Magnus Gravare, Martin Wallin, Eric		13.00
8	D	DEN	Bank, Jesper Andersen, Thomas Mathiasen, Jan Dupont		14.50
8	GR	WE	Boudouris, Anastasios Deligiannis, Dimitrios Spiridis, George		14.50
10	G	FRG	Kuhweide, Willy May, Dr. Axel Loll, Eckhard		16.00
11	N	NW	Usterud, Dag Halfdan Skui, Borre Halvorsen, Stein Lund		17.00
12	OE	AUT	Farthofer, Michael Holler, Christian Holler, Richard		18.00
13	X	CHI	Herman, Louis Zvazola, Jorge Gonzalez, Manuel		19.00
14	J	JPN	Hirozawa, Takaharu Okita, Minoru Fujiwara, Takumi		20.00
15	A	ARG	Ferrero, Pedro Sanguinetti, Carlos A. Llorens, Alberto A.		21.00
16	U	URU	Knuppel, Bernd Ferreiro De Nava, Alejand Dupont Galione, Enrique		22.00
17	KV	IVB	Tattersall, Robin Thomas, Keith Meyers, Elvet		23.00
18	PK	PAK	Akhtar, Khalid Yusoof, Adnan Khan, Haseem		24.00
19	VI	ISV	Braure, Jean Grybowski, Kirk Singh, Marlon		25.00
	F	FRA	Haegeli, Patrick Audoin, Michel Massu, Philippe		29.00 RET
	KZ	NZL	Dodson, Tom Daubney, Simon Hansen, Aran		29.00 RET
	PR	PUR	Tulla, Eric Pignolet, Jerry Ramos, Ronnie		29.00 DNF

Soling Class
Charlie Course Race 2 / Aug. 01
Classe soling
Parcours charlie course 2 / 01 Aout

POS	SAIL	CTRY	NAME	TIME	POINTS
	VOILE			TEMPS	
1	N	NOR	Usterud, Dag Halfdan Skui, Borre Halvorsen, Stein Lund	15:51:52	0.00
2	I	ITA	Lamaro, Gianluca Romano, Valerio Dalla Vecchia, Aurelio	16:52:58	3.00
3	KA	AUS	Sheard, Gary Doming, Tim Gordon, Dean	16:53:18	5.70
4	G	FRG	Kuhweide, Willy May, Dr. Axel Loll, Eckhard		8.00

POS	SAIL	CTRY	NAME	TIME	POINTS
	VOILE			TEMPS	
5	GR	WE	Boudouris, Anastasios Dalgiannis, Dimitrios Spiridis, George		10.00
6	KC	CAN	Fogh, Hans Kerr, John Calder, Steve		11.70
7	BL	BRA	Grael, Torben Adler, Daniel Senfft, Ronaldo		13.00
8	K	GBR	Law, Christopher Leask, Edward Richards, Jeremy		14.00
9	US	USA	Haines Jr., Robert Trevelyan, Edward Davis, Roderick		15.00
10	S	SY	Gravare, Magnus Gravare, Martin Wallin, Eric		16.00
11	OE	AUT	Farthofer, Michael Holler, Christian Holler, Richard		17.00
12	KZ	NZL	Dodson, Tom Daubney, Simon Hansen, Aran		18.00
13	D	DEN	Bank, Jesper Andersen, Thomas Mathiasen, Jan Dupont		19.00
14	F	FRA	Haegeli, Patrick Audoin, Michel Massu, Philippe		20.00
15	A	ARG	Ferrero, Pedro Sanguinetti, Carlos A. Llorens, Alberto A.		21.00
16	U	URU	Knuppel, Bernd Ferreiro De Nava, Alejand Dupont Galione, Enrique		22.00
17	X	CHI	Herman, Louis Zvazola, Jorge Gonzalez, Manuel		23.00
18	J	JPN	Hirozawa, Takaharu Okita, Minoru Fujiwara, Takumi		24.00
19	PR	PUR	Tulla, Eric Pignolet, Jerry Ramos, Ronnie		25.00
20	KV	IVB	Tattersall, Robin Thomas, Keith Meyers, Elvet		26.00
21	PK	PAK	Akhtar, Khalid Yusoof, Adnan Khan, Naseem		27.00
22	VI	ISV	Braure, Jean Grybowski, Kirk Singh, Marlon		28.00

Soling Class
Charlie Course Race 3 / Aug. 02
Classe soling
Parcours charlie course 3 / 02 Aout

POS	SAIL	CTRY	NAME	TIME	POINTS
	VOILE			TEMPS	
1	KC	CAN	Fogh, Hans Kerr, John Calder, Steve	16:04:36	0.00
2	BL	BRA	Grael, Torben Adler, Daniel Senfft, Ronaldo	16:05:40	3.00
3	US	USA	Haines Jr., Robert Trevelyan, Edward Davis, Roderick	16:06:28	5.70
4	GR	WE	Boudouris, Anastasios Deligiannis, Dimitrios Spiridis, George		8.00
5	KA	AUS	Sheard, Gary Doming, Tim Gordon, Dean		10.00
6	U	URU	Knuppel, Bernd Ferreiro De Nava, Alejand Dupont Galione, Enrique		11.70
7	D	DEN	Bank, Jesper Andersen, Thomas Mathiasen, Jan Dupont		13.00
8	N	NW	Usterud, Dag Halfdan Skui, Bone Halvorsen, Stein Lund		14.00



POS	SAIL VOILE	CTRY	NAME	TIME TEMPS	POINTS
9	G	FRG	Kuhweide, Willy May, Dr. Axel Loll, Eckhard		15.00
10	I	ITA	Lamaro, Gianluca Romano, Valerio Dalla Vecchia, Aurelio		16.00
11	S	SWE	Gravare, Magnus Gravare, Martin Wallin, Eric		17.00
12	A	ARG	Ferrero, Pedro Sanguinetti, Carlos A. Llorens, Alberto A.		18.00
13	K	GBR	Law, Christopher Leask, Edward Richards, Jeremy		19.00
14	OE	AUT	Farthofer, Michael Holler, Christian Holler, Richard		20.00
15	X	CHI	Herman, Louis Zvazola, Jorge Gonzalez, Manuel		21.00
16	F	FRA	Haegeli, Patrick Audoin, Michel Massu, Philippe		22.00
17	KZ	NZL	Dodson, Tom Daubney, Simon Hansen, Aran		23.00
18	PK	PAK	Akhtar, Khalid Yousoof, Adnan Khan, Haseem		24.00
19	PR	PUR	Tulla, Eric Pignolet, Jerry Ramos, Ronnie		25.00
20	KV	IVB	Tattersall, Robin Thomas, Keith Meyers, Elvet		26.00
21	J	JPN	Hirozawa, Takaharu Okita, Minoru Fujiwara, Takumi		27.00
22	VI	ISV	Braure, Jean Grybowski, Kirk Singh, Marlon		28.00

Soling Class **Class soling**
Charlie Course Race 4 / Aug. 03 **Parcours charlie course 4 / 03 Aout**

POS	SAIL VOILE	CTRY	NAME	TIME TEMPS	POINTS
1	GR	GRE	Boudouris, Anastasios Deligiannis, Dimitrios Spiridis, George	16:04:40	0.00
2	K	GBR	Law, Christopher Leask, Edward Richards, Jeremy	16:06:00	3.00
3	A	ARG	Ferrero, Pedro Sanguinetti, Carlos A. Llorens, Alberto A.	16:06:48	5.70
4	N	NW	Usterud, Dag Halfdan Skui, Borre Halvorsen, Stein Lund		8.00
5	US	USA	Haines Jr., Robert Trevelyan, Edward Davis, Roderick		10.00
6	F	FRA	Haegeli, Patrick Audoin, Michel Massu, Philippe		11.70
7	I	ITA	Lamaro, Gianluca Romano, Valerio Dalla Vecchia, Aurelio		13.00
8	KC	CAN	Fogh, Hans Kerr, John Calder, Steve		14.00
9	G	FRG	Kuhweide, Willy May, Dr. Axel Loll, Eckhard		15.00
10	BL	BRA	Grael, Torben Adler, Daniel Senfft, Ronaldo		16.00
11	KZ	NZL	Dodson, Tom Daubney, Simon Hansen, Aran		17.00
12	D	DEN	Bank, Jesper Andersen, Thomas Mathiasen, Jan Dupont		18.00

POS	SAIL VOILE	CTRY	NAME	TIME	POINTS
13	U	URU	Knuppel, Bernd Ferreiro De Hava, Alejand Dupont Galione, Enrique		19.00
14	OE	AUT	Farthofer, Michael Holler, Christian Holler, Richard		20.00
15	KA	AUS	Sheard, Gary Doming, Tim Gordon, Dean		21.00
16	J	JPN	Hirozawa, Takaharu Okita, Minoru Fujiwara, Takumi		22.00
17	S	SWE	Gravare, Magnus Gravare, Martin Wallin, Eric		23.00
18	KV	IVB	Tattersall, Robin Thomas, Keith Meyers, Elvet		24.00
19	PK	PAK	Akhtar, Khalid Yousoof, Adnan Khan, Haseem		25.00
20	X	CHI	Herman, Louis Zvazola, Jorge Gonzalez, Manuel		26.00
21	PR	PUR	Tulla, Eric Pignolet, Jerry Ramos, Ronnie		27.00
22	VI	ISV	Braure, Jean Grybowski, Kirk Singh, Marlon		28.00

Soling Class **Class soling**
Charlie Course Race 5 / Aug. 06 **Parcours charlie course 5 / 06 Aout**

POS	SAIL VOILE	CTRY	NAME	TIME TEMPS	POINTS
1	US	USA	Haines Jr., Robert Trevelyan, Edward Davis, Roderick	16:11:16	0.00
2	S	SWE	Gravare, Magnus Gravare, Martin Wallin, Eric	16:13:40	3.00
3	N	NOR	Usterud, Dag Halfdan Skui, Borre Halvorsen, Stein Lund	16:13:49	5.70
4	KA	AUS	Sheard, Gary Doming, Tim Gordon, Dean		8.00
5	KC	CAN	Fogh, Hans Kerr, John Calder, Steve		10.00
6	GR	GRE	Boudouris, Anastasios Deligiannis, Dimitrios Spiridis, George		11.70
7	D	DEN	Bank, Jesper Andersen, Thomas Mathiasen, Jan Dupont		13.00
8	F	FRA	Haegeli, Patrick Audoin, Michel Massu, Philippe		14.00
9	I	ITA	Lamaro, Gianluca Romano, Valerio Dalla Vecchia, Aurelio		15.00
10	BL	BRA	Grael, Torben Adler, Daniel Senfft, Ronaldo		16.00
11	OE	AUT	Farthofer, Michael Holler, Christian Holler, Richard		17.00
12	K	GBR	Law, Christopher Leask, Edward Richards, Jeremy		18.00
13	KZ	NZL	Dodson, Tom Daubney, Simon Hansen, Aran		19.00
14	A	ARG	Ferrero, Pedro Sanguinetti, Carlos A. Llorens, Alberto A.		20.00
15	G	FRG	Kuhweide, Willy May, Dr. Axel Loll, Eckhard		21.00

POS	SAIL VOILE	CTRY	NAME	TIME TEMPS	POINTS
16	J	JPN	Hirozawa, Takaharu Okita, Minoru Fujiwara, Takumi		22.00
17	U	URU	Knuppel, Bernd Ferreiro De Nava, Alejand Dupont Galione, Enrique		23.00
18	PK	PAK	Akhtar, Khalid Yousoof, Adnan Khan, Naseem		24.00
19	X	CHI	Herman, Louis Zvazola, Jorge Gonzalez, Manuel		25.00
20	PR	PUR	Tulla, Eric Pignolet, Jerry Ramos, Ronnie		26.00
21	KV	IVB	Tattersall, Robin Thomas, Keith Meyers, Elvet		27.00
22	VI	ISV	Braure, Jean Grybowski, Kirk Singh, Marlon		28.00

**Soling Class
Charlie Course Race 6 / Aug. 07**
**Classe soling
Parcours charlie course 6 / 07 Aout**

POS	SAIL VOILE	CTRY	NAME	TIME TEMPS	POINTS
1	BL	BRA	Grael, Torben Adler, Daniel Senfft, Ronaldo	15:56:59	0.00
2	US	USA	Haines Jr., Robert Trevelyan, Edward Davis, Roderick	15:58:31	3.00
3	K	GBR	Law, Christopher Leask, Edward Richards, Jeremy	15:59:23	5.70
4	F	FRA	Haegeli, Patrick Audoin, Michel Massu, Philippe		8.00
5	S	SWE	Gravare, Magnus Gravare, Martin Wallin, Eric		10.00
6	KC	CAN	Fogh, Hans Kerr, John Calder, Steve		11.70
7	KZ	NZL	Dodson, Tom Daubney, Simon Hansen, Aran		13.00
8	N	NOR	Usterud, Dag Halfdan Skui, Borre Halvorsen, Stein Lund		14.00
9	G	FRG	Kuhweide, Willy May, Dr. Axel Loll, Eckhard		15.00
10	I	ITA	Lamaro, Gianluca Romano, Valerio Dalla Vecchia, Aurelio		16.00
11	J	JPN	Hirozawa, Takaharu Okita, Minoru Fujiwara, Takumi		17.00
12	KA	AUS	Sheard, Gary Doming, Tim Gordon, Dean		18.00
13	D	DEN	Bank, Jesper Andersen, Thomas Mathiasen, Jan Dupont		19.00
14	U	URU	Knuppel, Bernd Ferreiro De Nava, Alejand Dupont Galione, Enrique		20.00
15	PR	PUR	Tulla, Eric Pignolet, Jerry Ramos, Ronnie		21.00
16	X	CHI	Herman, Louis Zvazola, Jorge Gonzalez, Manuel		22.00
17	KV	IVB	Tattersall, Robin Thomas, Keith Meyers, Elvet		23.00
18	A	ARG	Ferrero, Pedro Sanguinetti, Carlos A. Llorens, Alberto A.		24.00
19	PK	PAK	Akhtar, Khalid Yousoof, Adnan Khan, Naseem		25.00

POS	SAIL VOILE	CTRY	NAME	TIME TEMPS	POINTS
20	VI	ISV	Braure, Jean Grybowski, Kirk Singh, Marlon		26.00
	GR	GRE	Boudouris, Anastasios Deligiannis, Dimitrios Spiridis, George		29.00 DNF
	OE	AUT	Farthofer, Michael Holler, Christian Holler, Richard		29.00 DNF

**Soling Class
Charlie Course Race 7 / Aug. 08**
**Classe soling
Parcours charlie course 7 / 08 Aout**

POS	SAIL VOILE	CTRY	NAME	TIME TEMPS	POINTS
1	KZ	NZL	Dodson, Tom Daubney, Simon Hansen, Aran	15:45:30	0.00
2	N	NOR	Usterud, Dag Halfdan Skui, Borre Halvorsen, Stein Lund	15:48:35	3.00
3	G	FRG	Kuhweide, Willy May, Dr. Axel Loll, Eckhard	15:48:50	5.70
4	BL	BRA	Grael, Torben Adler, Daniel Senfft, Ronaldo		8.00
5	A	ARG	Ferrero, Pedro Sanguinetti, Carlos A. Llorens, Alberto A.		10.00
6	KC	CAN	Fogh, Hans Kerr, John Calder, Steve		11.70
7	KA	AUS	Sheard, Gary Doming, Tim Gordon, Dean		13.00
8	K	GBR	Law, Christopher Leask, Edward Richards, Jeremy		14.00
9	F	FRA	Haegeli, Patrick Audoin, Michel Massu, Philippe		15.00
10	GR	GRE	Boudouris, Anastasios Deligiannis, Dimitrios Spiridis, George		16.00
11	D	DEN	Bank, Jesper Andersen, Thomas Mathiasen, Jan Dupont		17.00
12	S	SWE	Gravare, Magnus Gravare, Martin Wallin, Eric		18.00
13	I	ITA	Lamaro, Gianluca Romano, Valerio Dalla Vecchia, Aurelio		19.00
14	X	CHI	Herman, Louis Zvazola, Jorge Gonzalez, Manuel		20.00
15	J	JPN	Hirozawa, Takaharu Okita, Minoru Fujiwara, Takumi		21.00
16	OE	AUT	Farthofer, Michael Holler, Christian Holler, Richard		22.00
17	PR	PUR	Tulla, Eric Pignolet, Jerry Ramos, Ronnie		23.00
18	U	URU	Knuppel, Bernd Ferreiro De Nava, Alejand Dupont Galione, Enrique		24.00
19	PK	PAK	Akhtar, Khalid Yousoof, Adnan Khan, Naseem		25.00
20	KV	IVB	Tattersall, Robin Thomas, Keith Meyers, Elvet		26.00
21	VI	ISV	Braure, Jean Grybowski, Kirk Singh, Marlon		27.00
	US	USA	Haines Jr., Robert Trevelyan, Edward Davis, Roderick		29.00 DNS

**Soling Class
Race Summary / Aug. 08****Classe soling
Sommaire des courses / 08 Aout**

POS	SAIL VOILE	CTRY	NAME	RACE / COURSE							POINTS TOTAL	POINTS NET
				1	2	3	4	5	6	7		
1	US	USA	Haines Jr., Robert Trevelyan, Edward Davis, Roderick	1	9	3	5	1	2	DNS	62.70	33.70
2	BL	BRA	Grael, Torben Adler, Daniel Senfft, Ronaldo	3	7	2	10	10	1	3	59.40	43.40
3	KC	CAN	Fogh, Hans Kerr, John Calder, Steve	4	6	1	8	5	5	5	63.70	49.70
4	K	GBR	Law, Christopher Leask, Edward Richards, Jeremy	2	8	13	2	YMP	3	7	73.70	54.70
5	N	NOR	Usterud, Dag Halfdan Skui, Borre Halvorsen, Stein Lund	11	1	8	4	3	7	DSQ	86.70	57.70
6	GR	GRE	Boudouris, Anastasios Deligiannis, Dimitrios Spiridis, George	8	5	4	1	6	DNF	9	88.20	59.20
7	KA	AUS	Sheard, Gary Dorning, Tim Gordon, Dean	5	3	5	15	4	11	6	83.40	62.40
8	G	FRG	Kuhweide, Willy May, Dr. Axel Loll, Eckhard	10	4	9	9	15	8	2	92.00	71.00
9	I	ITA	Lamaro, Gianluca Romano, Valerio Dalla Vecchia, Aurelio	6	2	10	7	9	9	12	91.70	73.70
10	S	SWE	Gravare, Magnus Gravare, Martin Wallin, Eric	7	10	11	YMP	2	4	11	94.00	74.00
11	KZ	NZL	Dodson, Tom Daubney, Simon Hansen, Aran	RET	12	17	11	13	6	1	117.70	88.70
12	D	DEN	Bank, Jesper Andersen, Thomas Mathiasen, Jan Dupont	8	13	7	12	7	12	10	111.50	92.50
13	A	ARG	Ferrero, Pedro Sanguinetti, Carlos A. Llorens, Alberto A.	15	15	12	3	14	17	4	116.70	93.70
14	F	FRA	Haegeli, Patrick Audoin, Michel Massu, Philippe	RET	14	16	6	8	DSQ	8	139.70	110.70
15	OE	AUT	Farthofer, Michael Holler, Christian Holler, Richard	12	11	14	14	11	RET	15	142.00	113.00
16	U	URU	Knuppel, Bernd Ferreiro De Nava, Alejand Dupont Galione, Enrique	16	16	6	13	17	13	17	139.70	116.70
17	J	JPN	Hirozawa, Takaharu Okita, Minoru Fujiwara, Takumi	14	18	21	16	16	10	14	151.00	124.00
18	X	CHI	Herman, Louis Zvazola, Jorge Gonzalez, Manuel	13	17	15	20	19	15	13	154.00	128.00
19	PR	PUR	Tulla, Eric Pignolet, Jerry Ramos, Ronnie	DNF	19	19	21	20	14	16	174.00	145.00
20	PK	PAK	Akhtar, Khalid Yusoof, Adnan Khan, Naseem	18	21	18	19	18	18	18	172.00	145.00
21	KV	IVB	Tattersall, Robin Thomas, Keith Meyers, Elvet	17	20	20	18	21	16	19	173.00	146.00
22	VI	ISV	Braure, Jean Grybowski, Kirk Singh, Marlon	19	22	22	22	22	19	20	188.00	160.00

"GR" AND "D" RACE 1: DEAD HEAT SCORE FOR EACH EQUALS POINTS FOR EIGHTH AND NINTH PLACE DIVIDED BY TWO.
DANS LA PREMIERE COURSE. LES COMPETITEURS "GR" ET "D" ONT OBTENU UN NOMBRE DE POINTS EGAL A LA MOYENNE D'UNE HUITIEME ET NEUVIEME PLACE.

"S" WAS AWARDED 20 POINTS BY THE JURY IN RACE 4
"S" SE SAIT ACCORDE 20 POINTS PAR LE JURY DANS COURSE 4

"K" WAS AWARDED 16 POINTS BY THE JURY IN RACE 5
"K" SE SAIT ACCORDE 16 POINTS PAR LE JURY DANS COURSE 5

**Flying Dutchman Class
Delta Course Race 1 / July 31****Classe flying dutchman
Parcours delta course 1/31 Juil**

POS	SAIL VOILE	CTRY	NAME	TIME TEMPS	POINTS
1	D	DEN	Moeller, Joergen B. Moeller, Jacob Bojsen	3:36:40	0.00
2	US	USA	McKee, Jonathan Buchan, William Carl	3:37:00	3.00
3	KC	CAN	McLaughlin, Terry Bastet, Evert	3:37:50	5.70
4	F	FRA	Courarie Delage, Laurent Poirey, Thierry		8.00
5	BL	BRA	Adler, Alan Tenke, Marcos		10.00
6	E	ESP	Abascal, Alejandro Noguer, Miguel		11.70
7	KZ	NZL	Mackay, David Carter, Luke		13.00
8	IS	ISR	Sela, Yoel Amir, Eldad		14.00
9	S	SWE	Hagander, Bengt Kjell, Magnus		15.00
10	I	ITA	Celon, Mario Celon, Claudio		16.00
11	K	GBR	Richards, Jonathan Allam, Peter		17.00
12	KA	AUS	Wilmot, James Cook, James		18.00
13	OE	AUT	Panuschka, Gerhard Panuschka, Manfred		19.00
14	J	JPN	Sato, Saburo Wakinaga, Tatsuya		20.00
15	MX	MEX	Tapia, Guillermo Rabago, Arnoldo		21.00
	Z	SUI	Froehlich, Rainer Cardis, Bertrand		24.00 DSQ
	G	FRG	Diesch, Dr. Jorg Diesch, Dr. Eckart		24.00 DSQ

**Flying Dutchman Class
Delta Course Race 2 / Aug. 01****Classe flying dutchman
Parcours delta course 2 /01 Aout**

POS	SAIL VOILE	CTRY	NAME	TIME TEMPS	POINTS
1	US	USA	McKee, Jonathan Buchan, William Cad	15:57:35	0.00
2	KC	CAN	McLaughlin, Terry Bastet, Evert	15:58:52	3.00
3	K	GBR	Richards, Jonathan Allam, Peter	15:59:39	5.70
4	OE	AUT	Panuschka, Gerhard Panuschka, Manfred		8.00
5	J	JPN	Sato, Saburo Wakinaga, Tatsuya		10.00
6	D	DEN	Moeller, Joergen B. Moeller, Jacob Bojsen		11.70
7	S	SWE	Hagander, Bengt Kjell, Magnus		13.00
8	I	ITA	Celon, Mario Celon, Claudio		14.00
9	E	ESP	Abascal, Alejandro Noguer, Miguel		15.00
10	F	FRA	Courarie Delage, Laurent Poirey, Thierry		16.00
11	IS	ISR	Sela, Yoel Amir, Eldad		17.00
12	G	FRG	Diesch, Dr. Jorg Diesch, Dr. Eckart		18.00
13	Z	SUI	Froehlich, Rainer Cardis, Bertrand		19.00
14	KA	AUS	Wilmot, James Cook, James		20.00
15	KZ	NZL	Mackay, David Carter, Luke		21.00
16	MX	MEX	Tapia, Guillermo Rabago, Arnoldo		22.00
	BL	BRA	Adler, Alan Tenke, Marcos		24.00 PMS

Flying Dutchman Class Delta Course Race 3 / Aug. 02					Classe flying dutchman Parcours delta course 3 / 02 Aout						
POS	SAIL VOILE	CTRY	NAME	TIME TEMPS	POINTS	POS	SAIL VOILE	CTRY	NAME	TIME TEMPS	POINTS
1	KC	CAN	McLaughlin, Terry Bastet, Evert	15:52:18	0.00	1	US	USA	McKee, Jonathan Buchan, William Carl	15:49:09	0.00
2	US	USA	McKee, Jonathan Buchan, William Carl	15:52:46	3.00	2	BL	BRA	Adler, Alan Tenke, Marcos	15:51:04	3.00
3	IS	ISR	Sela, Yoel Amir, Eldad	15:52:55	5.70	3	IS	ISR	Sela, Yoel Amir, Eldad	15:52:02	5.70
4	G	FRG	Diesch, Dr. Jorg Diesch, Dr. Eckart		8.00	4	K	GBR	Richards, Jonathan Allam, Peter		8.00
5	K	GBR	Richards, Jonathan Allam, Peter		10.00	5	I	ITA	Celon, Mario Celon, Claudio		10.00
6	J	JPN	Sato, Saburo Wakinaga, Tatsuya		11.70	6	KA	AUS	Wilmot, James Cook, James		11.70
7	Z	SUI	Froehlich, Rainer Cardis, Bertrand		13.00	7	D	DEN	Moeller, Joergen B. Moeller, Jacob Bojsen		13.00
8	D	DEN	Moeller, Joergen B. Moeller, Jacob Bojsen		14.00	8	KC	CAN	McLaughlin, Terry Bastet, Evert		14.00
9	F	FRA	Courarie Delage, Laurent Poirey, Thierry		15.00	9	S	SWE	Hagander, Bengt Kjell, Magnus		15.00
10	KZ	NZL	Mackay, David Carter, Luke		16.00	10	G	FRG	Diesch, Dr. Jorg Diesch, Dr. Eckart		16.00
11	S	SWE	Hagander, Bengt Kjell, Magnus		17.00	11	F	FRA	Courarie Delage, Laurent Poirey, Thierry		17.00
12	KA	AUS	Wilmot, James Cook, James		18.00	12	KZ	NZL	Mackay, David Carter, Luke		18.00
13	BL	BRA	Adler, Alan Tenke, Marcos		19.00	13	Z	SUI	Froehlich, Rainer Cardis, Bertrand		19.00
14	E	ESP	Abascal, Alejandro Noguier, Miguel		20.00	14	J	JPN	Sato, Saburo Wakinaga, Tatsuya		20.00
15	I	ITA	Celon, Mario Celon, Claudio		21.00	15	OE	AUT	Panuschka, Gerhard Panuschka, Manfred		21.00
16	OE	AUT	Panuschka, Gerhard Panuschka, Manfred		22.00	16	E	ESP	Abascal, Alejandro Noguier, Miguel		22.00
17	MX	MEX	Tapia, Guillermo Rabago, Arnaldo		23.00	17	MX	MEX	Tapia, Guillermo Rabago, Arnaldo		23.00

Flying Dutchman Class Delta Course Race 4 / Aug. 03					Classe flying dutchman Parcours delta course 4 / 03 Aout							
POS	SAIL VOILE	CTRY	NAME	TIME TEMPS	POINTS	POS	SAIL VOILE	CTRY	NAME	TIME TEMPS	POINTS	
1	KC	CAN	McLaughlin, Terry Bastet, Evert	15:52:00	0.00	1	KC	CAN	McLaughlin, Terry Bastet, Evert	15:27:47	0.00	
2	G	FRG	Diesch, Dr. Jorg Diesch, Dr. Eckart	15:52:16	3.00	2	BL	BRA	Adler, Alan Tenke, Marcos	15:27:53	3.00	
3	US	USA	McKee, Jonathan Buchan, William Cad	15:52:27	5.70	3	D	DEN	Moeller, Joergen B. Moeller, Jacob Bojsen	15:28:09	5.70	
4	K	GBR	Richards, Jonathan Allam, Peter		8.00	4	US	USA	McKee, Jonathan Buchan, William Carl		8.00	
5	S	SWE	Hagander, Bengt Kjell, Magnus		10.00	5	Z	SUI	Froehlich, Rainer Cardis, Bertrand		10.00	
6	BL	BRA	Adler, Alan Tenke, Marcos		11.70	6	G	FRG	Diesch, Dr. Jorg Diesch, Dr. Eckart		11.70	
7	IS	ISR	Sela, Yoel Amir, Eldad		13.00	7	KZ	NZL	Mackay, David Carter, Luke		13.00	
8	D	DEN	Moeller, Joergen B. Moeller, Jacob Bojsen		14.00	8	K	GBR	Richards, Jonathan Allam, Peter		14.00	
9	I	ITA	Celon, Mario Celon, Claudio		15.00	9	E	ESP	Abascal, Alejandro Noguier, Miguel		15.00	
10	Z	SUI	Froehlich, Rainer Cardis, Bertrand		16.00	10	KA	AUS	Wilmot, James Cook, James		16.00	
11	E	ESP	Abascal, Alejandro Noguier, Miguel		17.00	11	IS	ISR	Sela, Yoel Amir, Eldad		17.00	
12	J	JPN	Sato, Saburo Wakinaga, Tatsuya		18.00	12	S	SWE	Hagander, Bengt Kjell, Magnus		18.00	
13	OE	AUT	Panuschka, Gerhard Panuschka, Manfred		19.00	13	I	ITA	Celon, Mario Celon, Claudio		19.00	
14	KA	AUS	Wilmot, James Cook, James		20.00	14	F	FRA	Courarie Delage, Laurent Poirey, Thierry		20.00	
15	F	FRA	Courarie Delage, Laurent Poirey, Thierry		21.00	15	J	JPN	Sato, Saburo Wakinaga, Tatsuya		21.00	
16	KZ	NZL	Mackay, David Carter, Luke		22.00	16	OE	AUT	Panuschka, Gerhard Panuschka, Manfred		22.00	
	MX	MEX	Tapia, Guillermo Rabago, Arnaldo		24.00	DNF	17	MX	MEX	Tapia, Guillermo Rabago, Arnaldo		23.00

Flying Dutchman Class Delta Course Race 5 / Aug. 06					Classe flying dutchman Parcours delta course 5 / 06 Aout						
POS	SAIL VOILE	CTRY	NAME	TIME TEMPS	POINTS	POS	SAIL VOILE	CTRY	NAME	TIME TEMPS	POINTS
1	US	USA	McKee, Jonathan Buchan, William Carl	15:49:09	0.00	1	US	USA	McKee, Jonathan Buchan, William Carl	15:49:09	0.00
2	BL	BRA	Adler, Alan Tenke, Marcos	15:51:04	3.00	2	BL	BRA	Adler, Alan Tenke, Marcos	15:51:04	3.00
3	IS	ISR	Sela, Yoel Amir, Eldad	15:52:02	5.70	3	IS	ISR	Sela, Yoel Amir, Eldad	15:52:02	5.70
4	K	GBR	Richards, Jonathan Allam, Peter		8.00	4	K	GBR	Richards, Jonathan Allam, Peter		8.00
5	I	ITA	Celon, Mario Celon, Claudio		10.00	5	I	ITA	Celon, Mario Celon, Claudio		10.00
6	KA	AUS	Wilmot, James Cook, James		11.70	6	KA	AUS	Wilmot, James Cook, James		11.70
7	D	DEN	Moeller, Joergen B. Moeller, Jacob Bojsen		13.00	7	D	DEN	Moeller, Joergen B. Moeller, Jacob Bojsen		13.00
8	KC	CAN	McLaughlin, Terry Bastet, Evert		14.00	8	KC	CAN	McLaughlin, Terry Bastet, Evert		14.00
9	S	SWE	Hagander, Bengt Kjell, Magnus		15.00	9	S	SWE	Hagander, Bengt Kjell, Magnus		15.00
10	G	FRG	Diesch, Dr. Jorg Diesch, Dr. Eckart		16.00	10	G	FRG	Diesch, Dr. Jorg Diesch, Dr. Eckart		16.00
11	F	FRA	Courarie Delage, Laurent Poirey, Thierry		17.00	11	F	FRA	Courarie Delage, Laurent Poirey, Thierry		17.00
12	KZ	NZL	Mackay, David Carter, Luke		18.00	12	KZ	NZL	Mackay, David Carter, Luke		18.00
13	Z	SUI	Froehlich, Rainer Cardis, Bertrand		19.00	13	Z	SUI	Froehlich, Rainer Cardis, Bertrand		19.00
14	J	JPN	Sato, Saburo Wakinaga, Tatsuya		20.00	14	J	JPN	Sato, Saburo Wakinaga, Tatsuya		20.00
15	OE	AUT	Panuschka, Gerhard Panuschka, Manfred		21.00	15	OE	AUT	Panuschka, Gerhard Panuschka, Manfred		21.00
16	E	ESP	Abascal, Alejandro Noguier, Miguel		22.00	16	E	ESP	Abascal, Alejandro Noguier, Miguel		22.00
17	MX	MEX	Tapia, Guillermo Rabago, Arnaldo		23.00	17	MX	MEX	Tapia, Guillermo Rabago, Arnaldo		23.00



Flying Dutchman Class Delta Course Race 7 / Aug. 08				Classe flying dutchman Parcours delta course 7 / 08 Aout	
POS	SAIL VOILE	CTRY	NAME	TIME TEMPS	POINTS
1	G	FRG	Diesch, Dr. Jorg Diesch, Dr. Eckan	15:24:56	0.00
2	K	GBR	Richards, Jonathan Allam, Peter	15:25:00	3.00
3	I	ITA	Celon, Mario Celon, Claudio	15:26:21	5.70
4	D	DEN	Moeller, Joergen B. Moeller, Jacob Bojsen		8.00
5	IS	ISR	Sela, Yoel Amir, Eldad		10.00
6	KZ	NZL	Mackay, David Carter, Luke		11.70
7	US	USA	McKee, Jonathan Buchan, William Cad		13.00
8	E	ESP	Abascal, Alejandro Noguer, Miguel		14.00
9	KC	CAN	McLaughlin, Terry Bastet, Evert		15.00
10	BL	BRA	Adler, Alan Tenke, Marcos		16.00
11	KA	AUS	Wilmot, James Cook, James		17.00
12	OE	AUT	Panuschka, Gerhard Panuschka, Manfred		18.00
13	F	FRA	Courarie Delage, Laurent Poirey, Thierry		19.00
14	S	SWE	Hagander, Bengt Kjell, Magnus		20.00
15	Z	SUI	Froehlich, Rainer Cardis, Bertrand		21.00
16	J	JPN	Sato, Saburo Wakinaga, Tatsuya		22.00
17	MX	MEX	Tapia, Guillermo Rabago, Arnolde		23.00

Flying Dutchman Class Race Summary / Aug. 08				Class flying dutchman Sommaire des courses / 08 Aout						POINTS TOTAL	POINTS MT	
POS	SAIL VOILE	CTRY	NAME	RACE / COURSE						POINTS TOTAL	POINTS MT	
				1	2	3	4	5	6			
1	US	USA	McKee, Jonathan Buchan, William Carl	2	1	2	3	1	4	6	31.40	19.70
2	KC	CAN	McLaughlin, Terry Bastet, Evert	3	2	1	1	8	1	8	36.70	22.70
3	K	GBR	Richards, Jonathan Allam, Peter	11	3	5	4	4	8	2	65.70	48.70
4	D	DEN	Moeller, Joergen B. Moeller, Jacob Bojsen	1	6	8	8	7	3	4	66.40	52.40
5	G	FRG	Diesch, Dr. Jorg Diesch, Dr. Eckart	DSQ	12	4	2	10	6	1	80.70	56.70
6	BL	BRA	Adler, Alan Tenke, Marcos	5	PMS	13	6	2	2	9	85.70	61.70
7	I	ITA	Celon, Mario Celon, Claudio	10	8	15	9	5	12	3	99.70	78.70
8	IS	ISR	Sela, Yoel Amir, Eldad	8	11	3	7	3	DSQ	DSQ	103.40	79.40
9	S	SWE	Bengt Kjell, Magnus	9	7	11	5	9	11	13	106.00	87.00
10	KZ	NZL	Mackay, David Carter, Luke	7	15	10	16	12	7	5	113.00	91.00
11	E	ESP	Abascal, Alejandro Noguer, Miguel	6	9	14	11	16	9	7	113.70	91.70
12	F	FRA	Courarie Delage, Laurent Poirey, Thierry	4	10	9	15	11	13	12	114.00	93.00
13	Z	SUI	Froehlich, Rainer Cardis, Bertrand	DSQ	13	7	10	13	5	14	121.00	97.00
14	J	JPN	Sato, Saburo Wakinaga, Tatsuya	14	5	6	12	14	14	15	120.70	99.70
15	KA	AUS	Wilmot, James Cook, James	12	14	12	14	6	10	10	119.70	99.70
16	OE	AUT	Panuschka, Gerhard Panuschka, Manfred	13	4	16	13	15	15	11	127.00	105.00
17	MX	MEX	Tapia, Guillermo Rabago, Arnolde	15	16	17	DNF	17	16	16	157.00	133.00

Star Class Charlie Course Race 1 / July 31				Class star Parcours charlie course 1 / 31 Juil	
POS	SAIL VOILE	CTRY	NAME	TIME TEMPS	POINTS
1	US	USA	Buchan, William E. Erickson, Stephen		0.00
2	GR	GRE	Hatzipavlis, Ilias Pelekanakis, Leonidas		3.00
3	I	ITA	Gorla, Giorgio Peraboni, Alfio		5.70
4	S	SWE	Cadson, Kent Eyeremann, Henrik		8.00
5	K	GBR	Woolward, Iain Maddocks, John		10.00
6	E	AUT	Raudaschl, Hubert Ferstl, Karl		11.70
7	KC	CAN	Lemieux, Lawrence Gesing, Witold		13.00
8	E	ESP	Gorostegui, Antonio Doreste, Jose Luis		14.00
9	BL	BRA	Ramos, Eduardo Bouza, Roberto		15.00
10	Z	SUI	Steinmayer, Josef Heilig, Reto		16.00
11	BA	BAH	Kelly, Steven Higgs, Montague		17.00
12	V	VEN	Drew-Bear, John Flebbe Roeglim, Christian		18.00
13	P	POR	Correia, Antonio Anjos, Henrique		19.00
14	VI	ISV	Foster Sr., John F. Foster Jr., John		20.00
15	X	CHI	Zuazola, Rodrigo Rossi, Carlos		21.00
16	KBA	BAR	Palmer, Howard Bayley, Bruce		22.00
	G	FRG	Griese, Joachim Marcour, Michael		26.00 PMS
	H	HOL	Binkhorst, Hans Van Walt Meijer, Willem		26.00 RET
	KA	AUS	Beashel, Colin Coxon, Richard		26.00 RET

Star Class Charlie Course Race 2 / Aug. 01				Class star Parcours charlie course 2 / 01 Aout	
POS	SAIL VOILE	CTRY	NAME	TIME TEMPS	POINTS
1	GR	GRE	Hatzipavlis, Ilias Pelekanakis, Leonidas	17:04:05	0.00
2	S	SWE	Carlson, Kent Eyeremann, Henrik	17:05:06	3.00
3	KA	AUS	Beashel, Colin Coxon, Richard	17:05:31	5.70
4	G	FRG	Griese, Joachim Marcour, Michael		8.00
5	KC	CAN	Lemieux, Lawrence Gesing, Witold		10.00
6	I	ITA	Gorla, Giorgio Peraboni, Alfio		11.70
7	H	HOL	Binkhorst, Hans Van Walt Meijer, Willem		13.00
8	BL	BRA	Ramos, Eduardo Souza, Roberto		14.00
9	US	USA	Buchan, William E. Erickson, Stephen		15.00
10	V	VEN	Drew-Bear, John Flebbe Roeglim, Christian		16.00
11	X	CHI	Zuazola, Rodrigo Rossi, Carlos		17.00
12	K	GBR	Woolward, Iain Maddocks, John		18.00

POS	SAIL VOILE	CTRY	NAME	TIME TEMPS	POINTS
13	OE	AUT	Raudaschl, Hubert Ferstl, Karl		19.00
14	E	ESP	Gorostegui, Antonio Doreste, Jose Luis		20.00
15	Z	SUI	Steinmayer, Josef Heilig, Reto		21.00
16	BA	BAH	Kelly, Steven Higgs, Montague		22.00
17	V I	ISV	Foster Sr., John F. Foster Jr., John		23.00
18	KBA	BAR	Palmer, Howard Bayley, Bruce		24.00
19	P	POR	Correia, Antonio Anjos, Henrique		25.00

Star Class **Classe star**
Charlie Course Race 3 / Aug. 02 **Parcours charlie course 3 / 02 Aout**

POS	SAIL VOILE	CTRY	NAME	TIME TEMPS	POINTS
1	OE	AUT	Raudaschl, Hubert Ferstl, Karl	16:21:10	0.00
2	S	SWE	Carlson, Kent Eyer mann, Henrik	16:21:36	3.00
3	I	ITA	Gorla, Giorgio Peraboni, Alfio	16:22:04	5.70
4	G	FRG	Griese, Joachim Marcour, Michael		8.00
5	KA	AUS	Beashel, Colin Coxon, Richard		10.00
6	BA	BAH	Kelly, Steven Higgs, Montague		11.70
7	BL	BRA	Ramos, Eduardo Souza, Roberto		13.00
8	K	GBR	Woolward, Iain Maddocks, John		14.00
9	Z	SUI	Steinmayer, Josef Heilig, Reto		15.00
10	E	ESP	Gorostegui, Antonio Doreste, Jose Luis		16.00
11	GR	GRE	Hatzipavlis, Ilias Pelekanakis, Leonidas		17.00
12	V	VEN	Drew-Bear, John Flebbe Roeglim, Christian		18.00
13	X	CHI	Zuazola, Rodrigo Rossi, Carlos		19.00
14	KC	CAN	Lemieux, Lawrence Gesing, Witold		20.00
15	P	POR	Correia, Antonio Anjos, Henrique		21.00
16	KBA	BAR	Palmer, Howard Bayley, Bruce		22.00
		US	Buchan, William E. Erickson, Stephen		26.00 DNF
		VI	Foster Sr., John F. Foster Jr., John		26.00 DNF
		H	Binkhorst, Hans Van Walt Meijer, Willem		26.00 PMS

Star Class **Classe star**
Charlie Course Race 4 / Aug. 03 **Parcours charlie course 4 / 03 Aout**

POS	SAIL VOILE	CTRY	NAME	TIME TEMPS	POINTS
1	H	HOL	Binkhorst, Hans Van Walt Meijer, Willem	16:22:13	0.00
2	US	USA	Buchan, William E. Erickson, Stephen	16:22:26	3.00
3	BA	BAH	Kelly, Steven Higgs, Montague	16:22:43	5.70
4	S	SWE	Carlson, Kent Eyer mann, Henrik		8.00
5	E	ESP	Gorostegui, Antonio Doreste, Jose Luis		10.00

POS	SAIL VOILE	CTRY	NAME	TIME TEMPS	POINTS
6	G	FRG	Griese, Joachim Marcour, Michael		
7	I	ITA	Gorla, Giorgio Peraboni, Alfio		13.00
8	KC	CAN	Lemieux, Lawrence Gesing, Witold		14.00
9	BL	BRA	Ramos, Eduardo Souza, Roberto		15.00
10	Z	SUI	Steinmayer, Josef Heilig, Reto		16.00
11	OE	AUT	Raudaschl, Hubert Ferstl, Karl		17.00
12	KA	AUS	Beashel, Colin Coxon, Richard		18.00
13	GR	GRE	Hatzipavlis, Ilias Pelekanakis, Leonidas		19.00
14	V	VEN	Drew-Bear, John Flebbe Roeglim, Christian		20.00
15	VI	ISV	Foster Sr., John F. Foster Jr., John		21.00
16	X	CHI	Zuazola, Rodrigo Rossi, Carlos		22.00
17	K	GBR	Woolward, Iain Maddocks, John		23.00
18	P	POR	Correia, Antonio Anjos, Henrique		24.00
		KBA	BAR	Palmer, Howard Bayley, Bruce	26.00 PMS

Star Class **Classe star**
Charlie Course Race 5 / Aug. 06 **Parcours charlie course 5 / 06 Aout**

POS	SAIL VOILE	CTRY	NAME	TIME TEMPS	POINTS
1	G	FRG	Griese, Joachim Marcour, Michael	16:28:16	0.00
2	H	HOL	Binkhorst, Hans Van Walt Meijer, Willem	16:29:26	3.00
3	I	ITA	Gorla, Giorgio Peraboni, Alfio	16:29:37	5.70
4	E	ESP	Gorostegui, Antonio Doreste, Jose Luis		8.00
5	BL	BRA	Ramos, Eduardo Souza, Roberto		10.00
6	US	USA	Buchan, William E. Erickson, Stephen		11.70
7	BA	BAH	Kelly, Steven Higgs, Montague		13.00
8	S	SWE	Carlson, Kent Eyer mann, Henrik		14.00
9	KA	AUS	Beashel, Colin Coxon, Richard		15.00
10	OE	AUT	Raudaschl, Hubert Ferstl, Karl		16.00
11	GR	GRE	Hatzipavlis, Ilias Pelekanakis, Leonidas		17.00
12	K	GBR	Woolward, Iain Maddocks, John		18.00
13	KC	CAN	Lemieux, Lawrence Gesing, Witold		19.00
14	P	POR	Correia, Antonio Anjos, Henrique		20.00
15	Z	SUI	Steinmayer, Josef Heilig, Reto		21.00
16	VI	ISV	Foster Sr., John F. Foster Jr., John		22.00
17	V	VEN	Drew-Bear, John Flebbe Roeglim, Christian		23.00
18	KBA	BAR	Palmer, Howard Bayley, Bruce		24.00
19	X	CHI	Zuazola, Rodrigo Rossi, Carlos		25.00



Star Class
Charlie Course Race 6 / Aug. 07

Classe star
Parcours charlie course 6 / 07 Aout

POS	SAIL VOILE	CTRY	NAME	TIME TEMPS	POINTS
1	US	USA	Buchan, William E. Erickson, Stephen	16:23:13	0.00
2	I	ITA	Goda, Giorgio Peraboni, Alfio	16:24:46	3.00
3	OE	AUT	Raudaschl, Hubert Ferstl, Karl	16:25:06	5.70
4	G	FRG	Griese, Joachim Marcour, Michael		8.00
5	K	GBR	Woolward, Iain Maddocks, John		10.00
6	S	SWE	Carlson, Kent Eyer mann, Henrik		11.70
7	E	ESP	Gorostegui, Antonio Doreste, Jose Luis		13.00
8	KA	AUS	Beashel, Colin Coxon, Richard		14.00
9	BL	BRA	Ramos, Eduardo Souza, Roberto		15.00
10	GR	GRE	Hatzipavlis, Ilias Pelekanakis, Leonidas		16.00
11	BA	BAH	Kelly, Steven Higgs, Montague		17.00
12	Z	SUI	Steinmayer, Josef Heilig, Reto		18.00
13	V	VEN	Drew-Bear, John Flebbe Roeglim, Christian		19.00
14	H	HOL	Binkhorst, Hans Van Walt Meijer, Willem		20.00
15	KBA	BAR	Palmer, Howard Bayley, Bruce		21.00
16	VI	ISV	Foster Sr., John F. Foster Jr., John		22.00
17	P	POR	Correia, Antonio Anjos, Henrique		23.00
18	X	CHI	Zuazola, Rodrigo Rossi, Carlos		24.00
	KC	CAN	Lemieux, Lawrence Gesing, Witold		26.00 DNF

Star Class
Charlie Course Race 7 / Aug. 08

Classe star
Parcours charlie course 7 / 08 Aout

POS	SAIL VOILE	CTRY	NAME	TIME TEMPS	POINTS
1	US	USA	Buchan, William E. Erickson, Stephen	16:05:42	0.00
2	OE	AUT	Raudaschl, Hubert Ferstl, Karl	16:06:00	3.00
3	G	FRG	Griese, Joachim Marcour, Michael	16:06:52	5.70
4	K	GBR	Woolward, Iain Maddocks, John		8.00
5	S	SWE	Carlson, Kent Eyer mann, Henrik		10.00
6	I	ITA	Goda, Giorgio Peraboni, Alfio		11.70
7	E	ESP	Gorostegui, Antonio Doreste, Jose Luis		13.00
8	GR	GRE	Hatzipavlis, Ilias Pelekanakis, Leonidas		14.00
9	H	HOL	Binkhorst, Hans Van Walt Meijer, Willem		15.00
10	KC	CAN	Lemieux, Lawrence Gesing, Witold		16.00
11	BA	BAH	Kelly, Steven Higgs, Montague		17.00
12	B	BRA	Ramos, Eduardo Souza, Roberto		18.00
13	KA	AUS	Beashel, Colin Coxon, Richard		19.00

POS	SAIL VOILE	CTRY	NAME	TIME TEMPS	POINTS
14	Z	SUI	Steinmayer, Josef Heilig, Reto		20.00
15	KBA	BAR	Palmer, Howard Bayley, Bruce		21.00
16	P	POR	Correia, Antonio Anjos, Henrique		22.00
17	VI	ISV	Foster Sr., John F. Foster Jr., John		23.00
18	X	CHI	Zuazola, Rodrigo Rossi, Carlos		24.00
	V	VEN	Drew-Bear, John Flebbe Roeglim, Christian		26.00 DNF

Star Class
Race Summary / Aug. 08

Classe star
Sommaire des courses / 08 Aout

POS	SAIL VOILE	CTRY	NAME	RACE / COURSE							POINTS TOTAL	POINTS NET
				1	2	3	4	5	8	7		
1	US	USA	Buchan, William E. Erickson, Stephen	1	9	RET	2	6	1	1	55.70	29.70
2	G	FRG	Griese, Joachim Marcour, Michael	PMS	4	4	6	1	4	3	67.40	41.40
3	I	ITA	Goria, Giorgio Peraboni, Alfio	3	6	3	7	3	2	6	56.50	43.50
4	S	SWE	Carlson, Kent Eyer mann, Henrik	4	2	2	4	8	6	5	57.70	43.70
5	OE	AUT	Raudaschl, Hubert Ferstl, Karl	6	13	1	11	10	3	2	72.40	53.40
6	GR	GRE	Hatzipavlis, Ilias Pelekanakis, Leonidas	2	1	11	13	11	10	8	86.00	67.00
7	E	ESP	Gorostegui, Antonio Doreste, Jose Luis	8	14	10	5	4	7	7	94.00	74.00
8	H	HOL	Binkhorst, Hans Van Walt Meijer, Willem	RET	7	YMP	1	2	DSQ	9	102.00	76.00
9	K	GBR	Woolward, Iain Maddocks, John	5	12	8	17	12	5	4	101.00	78.00
10	BA	BAH	Kelly, Steven Higgs, Montague	11	16	6	3	7	11	11	103.40	81.40
11	KA	AUS	Beashel, Colin Coxon, Richard	RET	3	5	12	9	8	13	107.70	81.70
12	BL	BRA	Ramos, Eduardo Souza, Roberto	9	8	7	9	5	9	12	100.00	82.00
13	KC	CAN	Lemieux, Lawrence Gesing, Witold	7	5	14	8	13	DNF	10	118.00	92.00
14	Z	SUI	Steinmayer, Josef Heilig, Reto	10	15	9	10	15	12	14	127.00	106.00
15	V	VEN	Drew-Bear, John Flebbe Roeglim, Christian	12	10	12	14	17	13	DNF	140.00	114.00
16	X	CHI	Zuazola, Rodrigo Rossi, Carlos	15	11	13	16	19	17	18	151.00	126.00
17	P	POR	Correia, Antonio Anjos, Henrique	13	19	15	18	14	16	16	153.00	128.00
18	VI	ISV	Foster Sr., John F. Foster Jr., John	14	17	RET	15	16	15	17	156.00	130.00
19	KBA	BAR	Palmer, Howard Bayley, Bruce	16	18	16	PMS	18	14	15	159.00	133.00

'H' WAS AWARDED 19 POINTS BY THE JURY IN RACE 3
'H' SE SAIT ACCORDE 19 POINTS PAR LE JURY DANS COURSE 3

Yachting

Voile

Finn Class		Classe finn			
Bravo Course Race 1 / July 31		Parcours bravo course 1 / 31 Juil			
POS	SAIL VOILE	CTRY	NAME	TIME TEMPS	POINTS
1	KZ	NZL	Coutts, Russell		0.00
2	KC	CAN	Neilson, Terry		3.00
3	I	ITA	Semeraro, Paolo		5.70
4	IR	IRL	O'Hara, William		8.00
5	G	FRG	Gerz, Wolfgang		10.00
6	L	FIN	Rechart, Esko		11.70
7	KA	AUS	Pratt, Chris		13.00
8	BL	BRA	Zarif Neto, Jorge		14.00
9	H	HOL	Neeleman, Mark		15.00
10	S	SWE	Bengtsson, Ingvar		16.00
11	VI	ISV	Holmberg, Peter		17.00
12	F	FRA	Choley, Luc		18.00
13	K	GBR	Mcintyre, Michael		19.00
14	GR	GRE	Ortolano, Armando		20.00
15	N	NOR	Nilsen, Per-Arne		21.00
16	GU	GUA	Maegli-Novella, Juan		22.00
17	B	BEL	Willems, Philippe		23.00
18	MX	MEX	Mergenthaler, Eric		24.00
19	D	DEN	Hjortnaes, Lasse		25.00
20	ZB	ZIM	Grossmith, Guy		26.00
21	KT	TRI	Holder, Jean-Marc		27.00
22	PK	PAK	Choudhry, Arshad		28.00
23	CH	CHN	Tu, Guangming		29.00
24	RB	BOT	Hudson, Derek		30.00
25	KF	FIJ	Ashby, David		31.00
	US	USA	Bertrand, John		35.00 DSQ
	E	ESP	Blanco, Joaquin		35.00 DSQ
	AR	EGY	Karam, Nasser		35.00 DNF

Finn Class		Classe finn			
Bravo Course Race 4 / Aug. 03		Parcours bravo course 4 / 03 Aout			
POS	SAIL VOILE	CTRY	NAME	TIME TEMPS	POINTS
1	US	USA	Bertrand, John	16:26:00	0.00
2	KZ	NZL	Coutts, Russell	16:27:11	3.00
3	D	DEN	Hjortnaes, Lasse	16:27:25	5.70
4	E	ESP	Blanco, Joaquin		8.00
5	KT	TRI	Holder, Jean-Marc		10.00
6	K	GBR	Mcintyre, Michael		11.70
7	H	HOL	Neeleman, Mark		13.00
8	G	FRG	Gerz, Wolfgang		14.00
9	IR	IRL	O'Hara, William		15.00
10	KA	AUS	Pratt, Chris		16.00
11	I	ITA	Semeraro, Paolo		17.00
12	MX	MEX	Mergenthaler, Eric		18.00
13	L	FIN	Rechart, Esko		19.00
14	GR	GRE	Ortolano, Armando		20.00
15	KC	CAN	Neilson, Terry		21.00
16	VI	ISV	Holmberg, Peter		22.00
17	N	NOR	Nilsen, Per-Arne		23.00
18	F	FRA	Choley, Luc		24.00
19	B	BEL	Willems, Philippe		25.00
20	BL	BRA	Zarif Neto, Jorge		26.00
21	GU	GUA	Maegli-Novella, Juan		27.00
22	PK	PAK	Choudhry, Arshad		28.00
23	ZB	ZIM	Grossmith, Guy		29.00
24	S	SWE	Bengtsson, Ingvar		30.00
25	CHX	CHN	Tu, Guangming		31.00
26	KF	FIJ	Ashby, David		32.00
27	RB	BOT	Hudson, Derek		33.00
28	AR	EGY	Karam, Nasser		34.00

Finn Class		Classe finn			
Bravo Course Race 2 / Aug. 01		Parcours bravocourse 2 / 01 Aout			
POS	SAIL VOILE	CTRY	NAME	TIME TEMP	POINTS
1	BL	BRA	Zarif Neto, Jorge	16:37:00	0.00
2	KC	CAN	Neilson, Terry	16:38:00	3.00
3	GR	GRE	Ortolano, Armando	16:39:00	5.70
4	KA	AUS	Pratt, Chris		8.00
5	US	USA	Bertrand, John		10.00
6	G	FRG	Gerz, Wolfgang		11.70
7	KZ	NZL	Coutts, Russell		13.00
8	E	ESP	Blanco, Joaquin		14.00
9	H	HOL	Neeleman, Mark		15.00
10	IR	IRL	O'Hara, William		16.00
11	D	DEN	Hjortnaes, Lasse		17.00
12	L	FIN	Rechart, Esko		18.00
13	N	NOR	Nilsen, Per-Arne		19.00
14	KT	TRI	Holder, Jean-Marc		20.00
15	K	GBR	Mcintyre, Michael		21.00
16	GU	GUA	Maegli-Novella, Juan		22.00
17	B	BEL	Willems, Philippe		23.00
18	ZB	ZIM	Grossmith, Guy		24.00
19	VI	ISV	Holmberg, Peter		25.00
20	MX	MEX	Mergenthaler, Eric		26.00
21	F	FRA	Choley, Luc		27.00
22	S	SWE	Bengtsson, Ingvar		28.00
23	CH	CHN	Tu, Guangming		29.00
24	PK	PAK	Choudhry, Arshad		30.00
25	KF	FIJ	Ashby, David		31.00
26	I	ITA	Semeraro, Paolo		32.00
27	RB	BOT	Hudson, Derek		33.00
28	AR	EGY	Karam, Nasser		34.00

Finn Class		Classe finn			
Bravo Course Race 5 / Aug. 06		Parcours bravo course 5 / 06 Aout			
POS	SAIL VOILE	CTRY	NAME	TIME TEMPS	POINTS
1	KA	AUS	Pratt, Chris	16:12:00	0.00
2	US	USA	Bertrand, John	16:13:00	3.00
3	G	FRG	Gerz, Wolfgang	16:14:00	5.70
4	K	GBR	Mcintyre, Michael		8.00
5	KC	CAN	Neilson, Terry		10.00
6	E	ESP	Blanco, Joaquin		11.70
7	S	SWE	Bengtsson, Ingvar		13.00
8	VI	ISV	Holmberg, Peter		14.00
9	L	FIN	Rechart, Esko		15.00
10	H	HOL	Neeleman, Mark		16.00
11	BL	BRA	Zarif Neto, Jorge		17.00
12	F	FRA	Choley, Luc		18.00
13	D	DEN	Hjortnaes, Lasse		19.00
14	MX	MEX	Mergenthaler, Eric		20.00
15	GR	GRE	Ortolano, Armando		21.00
16	GU	GUA	Maegli-Novella, Juan		22.00
17	N	NOR	Nilsen, Per-Arne		23.00
18	B	BEL	Willems, Philippe		24.00
19	ZB	ZIM	Grossmith, Guy		25.00
20	I	ITA	Semeraro, Paolo		26.00
21	KZ	NZL	Coutts, Russell		27.00
22	IR	IRL	O'Hara, William		28.00
23	PK	PAK	Choudhry, Arshad		29.00
24	KT	TRI	Holder, Jean-Marc		30.00
25	CH	CHN	Tu, Guangming		31.00
26	KF	FIJ	Ashby, David		32.00
27	RB	BOT	Hudson, Derek		33.00
28	AR	EGY	Karam, Nasser		34.00

Finn Class		Classe finn			
Bravo Course Race 3 / Aug. 02		Parcours bravo course 3 / 02 Aout			
POS	SAIL VOILE	CTRY	NAME	TIME TEMPS	POINTS
1	US	USA	Bertrand, John	16:10:00	0.00
2	KZ	NZL	Coutts, Russell	16:11:00	3.00
3	VI	ISV	Holmberg, Peter	16:12:00	5.70
4	K	GBR	Mcintyre, Michael		8.00
5	KC	CAN	Neilson, Terry		10.00
6	BL	BRA	Zarif Neto, Jorge		11.70
7	H	HOL	Neeleman, Mark		13.00
8	G	FRG	Gerz, Wolfgang		14.00
9	N	NOR	Nilsen, Per-Arne		15.00
10	IR	IRL	O'Hara, William		16.00
11	S	SWE	Bengtsson, Ingvar		17.00
12	MX	MEX	Mergenthaler, Eric		18.00
13	KA	AUS	Pratt, Chris		19.00
14	D	DEN	Hjortnaes, Lasse		20.00
15	GR	GRE	Ortolano, Armando		21.00
16	I	ITA	Semeraro, Paolo		22.00
17	L	FIN	Rechart, Esko		23.00
18	KT	TRI	Holder, Jean-Marc		24.00
19	E	ESP	Blanco, Joaquin		25.00
20	B	BEL	Willems, Philippe		26.00
21	GU	GUA	Maegli-Novella, Juan		27.00
22	ZB	ZIM	Grossmith, Guy		28.00
23	F	FRA	Choley, Luc		29.00
24	PK	PAK	Choudhry, Arshad		30.00
25	CH	CHN	Tu, Guangming		31.00
26	RB	BOT	Hudson, Derek		32.00
27	KF	FIJ	Ashby, David		33.00
28	AR	EGY	Karam, Nasser		34.00

Finn Class		Classe finn			
Bravo Course Race 6 / Aug. 07		Parcours bravocourse 6 / 07 Aout			
POS	SAIL VOILE	CTRY	NAME	TIME TEMPS	POINTS
1	KC	CAN	Neilson, Terry	16:14:00	0.00
2	E	ESP	Blanco, Joaquin	16:15:08	3.00
3	KZ	NZL	Coutts, Russell	16:15:17	5.70
4	S	SWE	Bengtsson, Ingvar		8.00
5	US	USA	Bertrand, John		10.00
6	G	FRG	Gerz, Wolfgang		11.70
7	VI	ISV	Holmberg, Peter		13.00
8	GU	GUA	Maegli-Novella, Juan		14.00
9	KA	AUS	Pratt, Chris		15.00
10	K	GBR	Mcintyre, Michael		16.00
11	H	HOL	Neeleman, Mark		17.00
12	F	FRA	Choley, Luc		18.00
13	I	ITA	Semeraro, Paolo		19.00
14	D	DEN	Hjortnaes, Lasse		20.00
15	BL	BRA	Zarif Neto, Jorge		21.00
16	MX	MEX	Mergenthaler, Eric		22.00
17	GR	GRE	Ortolano, Armando		23.00
18	N	NOR	Nilsen, Per-Arne		24.00
19	IR	IRL	O'Hara, William		25.00
20	KT	TRI	Holder, Jean-Marc		26.00
21	ZB	ZIM	Grossmith, Guy		27.00
22	PK	PAK	Choudhry, Arshad		28.00
23	KF	FIJ	Ashby, David		29.00
24	AR	EGY	Karam, Nasser		30.00
	L	FIN	Rechart, Esko		35.00
	B	BEL	Willems, Philippe		35.00 PMS
	CH	CHN	Tu, Guangming		35.00 PMS
	RB	BOT	Hudson, Derek		35.00 DNF



Finn Class			Classe finn		
Bravo Course Race 7 / Aug. 08			Parcours bravo course 7 / 08 Aout		
POS	SAIL VOILE	CTRY NAME	TIME TEMPS	POINTS	NOTE
1	E	ESP Blanco, Joaquin	15:54:00	0.00	
2	S	SWE Bengtsson, Ingvar	15:55:05	3.00	
3	H	HOL Neeleman, Mark	15:55:16	5.70	
4	K	GBR Mcintyre, Michael		8.00	
5	KZ	NZL Coutts, Russell		10.00	
6	KC	CAN Neilson, Terry		11.70	
7	D	DEN Hjortnaes, Lasse		13.00	
8	US	USA Bertrand, John		14.00	
9	BL	BRA Zarif Neto, Jorge		15.00	
10	VI	ISV Holmberg, Peter		16.00	
11	KA	AUS Pratt, Chris		17.00	
12	IR	IRL O'Hara, William		18.00	
13	I	ITA Semeraro, Paolo		19.00	
14	F	FRA Choley, Luc		20.00	
15	L	FIN Rechart, Esko		21.00	
16	B	BEL Willems, Philippe		22.00	
17	GU	GUA Maegli-Novella, Juan		23.00	
18	N	NOR Nilsen, Per-Arne		24.00	
19	KT	TRI Holder, Jean-Marc		25.00	
20	ZB	ZIM Grossmith, Guy		26.00	
21	PK	PAK Choudhry, Arshad		27.00	
22	MX	MEX Mergenthaler, Eric		28.00	
23	CH	CHN Tu, Guangming		29.00	
24	RB	BOT Hudson, Derek		30.00	
25	KF	FIJ Ashby, David		31.00	
	G	FRG Gerz, Wolfgang		35.00	DNF
	GR	GRE Ortolano, Armando		35.00	DNF
	AR	EGY Karam, Nasser		35.00	DNF

Finn Class			Classe finn								
Race Summary / Aug. 08			Sommaire des courses / 08 Aout								
POS	SAIL VOILE	CTRY NAME	RACE / COURSE							POINTS TOTAL	POINTS NET
			1	2	3	4	5	6	7		
1	KZ	NZL Coutts, Russell	1	7	2	2	21	3	5	61.70	34.70
2	US	USA Bertrand, John	DSQ	5	1	1	2	5	8	72.00	37.00
3	KC	CAN Neilson, Terry	2	2	5	14	5	1	6	57.70	37.70
4	E	ESP Blanco, Joaquin	DSQ	8	18	4	6	2	1	95.70	60.70
5	G	FRG Gerz, Wolfgang	5	6	8	7	3	6	DNF	101.10	66.10
6	KA	AUS Pratt, Chris	7	4	12	9	1	9	11	86.00	68.00
7	K	GBR Mcintyre, Michael	13	15	4	6	4	10	4	91.70	70.70
8	BL	BRA Zarif Neto, Jorge	8	1	6	19	11	15	9	103.70	78.70
9	H	HOL Neeleman, Mark	9	9	7	DSQ	10	11	3	116.70	81.70
10	S	SWE Bengtsson, Ingvar	10	22	10	23	7	4	2	113.00	84.00
11	VI	ISV Holmberg, Peter	11	19	3	15	8	7	10	111.70	86.70
12	D	DEN Hjortnaes, Lasse	19	11	13	3	13	14	7	118.70	93.70
13	IR	IRL O'Hara, William	4	10	9	8	22	19	12	124.00	96.00
14	L	FIN Rechart, Esko	6	12	16	12	9	DNF	15	140.70	105.70
15	I	ITA Semeraro, Paolo	3	26	15	10	20	13	13	138.70	106.70
16	GR	GRE Ortolano, Armando	14	3	14	13	15	17	DNF	143.70	108.70
17	F	FRA Choley, Luc	12	21	22	17	12	12	14	152.00	124.00
18	MX	MEX Mergenthaler, Eric	18	20	11	11	14	16	22	154.00	126.00
19	GU	GUA Maegli-Novella, Juan	16	16	20	20	16	8	17	155.00	129.00
20	KT	TRI Holder, Jean-Marc	21	14	17	5	24	20	19	161.00	131.00
21	N	NOR Nilsen, Per-Arne	15	13	DSQ	16	17	18	18	168.00	133.00
22	B	BEL Willems, Philippe	17	17	19	18	18	PMS	16	176.00	141.00
23	ZB	ZIM Grossmith, Guy	20	18	21	22	19	21	20	183.00	155.00
24	PK	PAK Choudhry, Arshad	22	24	23	21	23	22	21	198.00	168.00
25	CH	CHN Tu, Guangming	23	23	24	24	25	PMS	23	213.00	178.00
26	KF	FIJ Ashby, David	25	25	26	25	26	23	25	217.00	185.00
27	RB	BOT Hudson, Derek	24	27	25	26	27	DNF	24	224.00	189.00
28	AR	EGY Karam, Nasser	DNF	28	27	27	28	24	DNF	234.00	199.00

Tornado Class			Classe tornado		
Delta Course Race 1 / July 31			Parcours delta course 1 / 31 Juil		
POS	SAIL VOILE	CTRY NAME	TIME TEMPS	POINTS	
1	US	USA Smyth, Randy Glaser, Jay	3:46:20	0.00	
2	K	GBR White, Robert Campbell-James, David	3:47:05	3.00	
3	KZ	NZL Sellers, Rex Timms, Christopher	3:47:58	5.70	
4	KA	AUS Cairns, Chris Anderson, John		8.00	
5	BL	BRA Grael, Lars Haynes, Glein		10.00	
6	D	DEN Elvstroem, Paul Elvstroem, Inge Trine		11.70	
7	KC	CAN Sweeney, David Sweeney, Brian		13.00	
8	KB	BER Burland, Alan Nash, Christopher		14.00	
9	OE	AUT Petschel, Norbert Schlagbauer, Walter		15.00	
10	G	FRG Kaphengst, Eckart Bose, Hans-Friedrich		16.00	
11	S	SWE Marstrom, Goran Soderqvist, Krister		17.00	
12	L	FIN Narko, Pekka Valtanen, Juha		18.00	
13	Z	SUI Zwicky, Rolf Bruellmann, Christoph		19.00	
14	N	NOR Ferskaug, Per Smith, Halvor Ramel		20.00	
15	A	ARG Sinistri, Sergio Hugo Ferrari, Martin B.		21.00	
16	PR	PUR Torruella Jr., Juan R. Diaz, Enrique		22.00	
17	KF	FIJ Philp, Anthony Colin Hewett, Bruce		23.00	
18	TK	TUR Ozkan, Ertugrul Caykovski, Aleksandr		24.00	
	H	HOL Van Bladel, Wilhelmus Lambriex, Huub		27.00	DSQ
	F	FRA Loday, Yves Pichery, Bernard		27.00	DSQ

Tornado Class			Classe tornado		
Delta Course Race 2 / Aug. 01			Parcours delta course 2 / 01 Aout		
POS	SAIL VOILE	CTRY NAME	TIME TEMPS	POINTS	
1	F	FRA Loday, Yves Pichery, Barnard	16:05:48	0.00	
2	KZ	NZL Sellers, Rex Timms, Christopher	16:06:30	3.00	
3	D	DEN Elvstroem, Paul Elvstroem, Inge Trine	16:06:32	5.70	
4	S	SWE Marstrom, Goran Soderqvist, Krister		8.00	
5	K	GBR White, Robert Campbell-James, David		10.00	
6	KB	BER Burland, Alan Nash, Christopher		11.70	
7	H	HOL Van Bladel, Wilhelmus Lambriex, Huub		13.00	
8	BL	BRA Grael, Lars Haynes, Glein		14.00	
9	OE	AUT Petschel, Norbert Schlagbauer, Walter		15.00	
10	Z	SUI Zwicky, Rolf Bruellmann, Christoph		16.00	
11	L	FIN Narko, Pekka Valtanen, Juha		17.00	
12	KC	CAN Sweeney, David Sweeney, Brian		18.00	
13	N	NOR Ferskaug, Per Smith, Halvor Ramel		19.00	
14	A	ARG Sinistri, Sergio Hugo Ferrari, Martin B.		20.00	

POS	SAIL VOILE	CTRY	NAME	TIME TEMPS	POINTS
15	G	FRG	Kaphengst, Eckart Bose, Hans-Friedrich		21.00
16	KA	AUS	Cairns, Chris Anderson, John		22.00
17	PR	PUR	Torruella Jr., Juan R. Diaz, Enrique		23.00
18	KF	FIJ	Philp, Anthony Colin Hewett, Bruce		24.00
19	TK	TUR	Caykovski, Aleksandr Ozkan, Ertugrul		25.00
	US	USA	Smyth, Randy Glaser, Jay		27.00 DNF

Tornado Class **Classe tornado**
Delta Course Race 3 / Aug. 02 **Parcours delta course 3 / 02 Aout**

POS	SAIL VOILE	CTRY	NAME	TIME TEMPS	POINTS
1	KZ	NZL	Sellers, Rex Timms, Christopher	16:16:43	0.00
2	K	GBR	White, Robert Campbell-James, David	16:18:25	3.00
3	KA	AUS	Cairns, Chris Anderson, John	16:19:07	5.70
4	KB	BER	Burland, Alan Nash, Christopher		8.00
5	D	DEN	Elvstroem, Paul Elvstroem, Inge Trine		10.00
6	Z	SUI	Zwicky, Rolf Bruellmann, Christoph		11.70
7	US	USA	Smyth, Randy Glaser, Jay		13.00
8	KC	CAN	Sweeney, David Sweeney, Brian		14.00
9	F	FRA	Loday, Yves Pichery, Bernard		15.00
10	OE	AUT	Petschel, Norbert Schlagbauer, Walter		16.00
11	H	HOL	Van Bladel, Wilhelmus Lambriex, Huub		17.00
12	A	ARG	Sinistri, Sergio Hugo Ferrari, Martin B.		18.00
13	S	SWE	Marstrom, Goran Soderqvist, Krister		19.00
14	BL	BRA	Grael, Lars Haynes, Glein		20.00
15	G	FRG	Kaphengst, Eckart Bose, Hans-Friedrich		21.00
16	L	FIN	Narko, Pekka Valtanen, Juha		22.00
17	N	NOR	Ferskaug, Per Smith, Halvor Ramel		23.00
18	PR	PUR	Torruella Jr., Juan R. Diaz, Enrique		24.00
19	TK	TUR	Caykovski, Aleksandr Ozkan, Ertugrul		25.00
	KF	FIJ	Philp, Anthony Colin Hewett, Bruce		27.00 DNF

Tornado Class **Classe tornado**
Delta Course Race 4 / Aug. 03 **Parcours delta course 4 / 03 Aout**

POS	SAIL VOILE	CTRY	NAME	TIME TEMPS	POINTS
1	US	USA	Smyth, Randy Glaser, Jay	16:20:20	0.00
2	KZ	NZL	Sellers, Rex Timms, Christopher	16:20:52	3.00
3	D	DEN	Elvstroem, Paul Elvstroem, Inge Trine	16:22:12	5.70
4	S	SWE	Marstrom, Goran Soderqvist, Krister		8.00
5	H	HOL	Van Bladel, Wilhelmus Lambriex, Huub		10.00
6	KB	BER	Burland, Alan Hash, Christopher		11.70

POS	SAIL VOILE	CTRY	NAME	TIME TEMPS	POINTS
7	KC	CAN	Sweeney, David Sweeney, Brian		13.00
8	K	GBR	White, Robert Campbell-James, David		14.00
9	G	FRG	Kaphengst, Eckart Bose, Hans-Friedrich		15.00
10	KA	AUS	Cairns, Chris Anderson, John		16.00
11	F	FRA	Loday, Yves Pichery, Bernard		17.00
12	BL	BRA	Grael, Lars Haynes, Glein		18.00
13	L	FIN	Narko, Pekka Valtanen, Juha		19.00
14	A	ARG	Sinistri, Sergio Hugo Ferrari, Martin B.		20.00
15	Z	SUI	Zwicky, Rolf Bruellmann, Christoph		21.00
16	N	NOR	Ferskaug, Per Smith, Halvor Ramel		22.00
17	OE	AUT	Petschel, Norbert Schlagbauer, Walter		23.00
18	PR	PUR	Torruella Jr., Juan R. Diaz, Enrique		24.00
19	KF	FIJ	Philp, Anthony Colin Hewett, Bruce		25.00
20	TK	TUR	Caykovski, Aleksandr Ozkan, Ertugrul		26.00

Tornado Class **Classe tornado**
Delta Course Race 5 / Aug. 05 **Parcours delta course 5 / 05 Aout**

POS	SAIL VOILE	CTRY	NAME	TIME TEMPS	POINTS
1	KZ	NZL	Sellers, Rex Timms, Christopher	16:07:38	0.00
2	KA	AUS	Cairns, Chris Anderson, John	16:08:52	3.00
3	BL	BRA	Grael, Lars Haynes, Glein	16:10:32	5.70
4	US	USA	Smyth, Randy Glaser, Jay		8.00
5	A	ARG	Sinistri, Sergio Hugo Ferrari, Martin B.		10.00
6	K	GBR	White, Robert Campbell-James, David		11.70
7	KB	BER	Burland, Alan Nash, Christopher		13.00
8	KC	CAN	Sweeney, David Sweeney, Brian		14.00
9	F	FRA	Loday, Yves Pichery, Bernard		15.00
10	H	HOL	Van Bladel, Wilhelmus Lambriex, Huub		16.00
11	OE	AUT	Petschel, Norbert Schlagbauer, Walter		17.00
12	S	SWE	Marstrom, Goran Soderqvist, Krister		18.00
13	PR	PUR	Torruella Jr., Juan R. Diaz, Enrique		19.00
14	D	DEN	Elvstroem, Paul Elvstroem, Inge Trine		20.00
15	N	NOR	Ferskaug, Per Smith, Halvor Ramel		21.00
16	Z	SUI	Zwicky, Rolf Bruellmann, Christoph		22.00
17	G	FRG	Kaphengst, Eckart Bose, Hans-Friedrich		23.00
18	L	FIN	Narko, Pekka Valtanen, Juha		24.00
19	TK	TUR	Caykovski, Aleksandr Ozkan, Ertugrul		25.00
20	KF	FIJ	Philp, Anthony Colin Hewett, Bruce		26.00



Tornado Class
Delta Course Race 6 / Aug. 07

Classe tornado
Parcours delta course 6 / 07 Aout

POS	SAIL VOILE	CTRY	NAME	TIME TEMPS	POINTS
1	US	USA	Smyth, Randy Glaser, Jay	15:40:59	0.00
2	H	HOL	Van Bladel, Wilhelmus Lambriex, Huub	15:41:03	3.00
3	KZ	NZL	Sellers, Rex Timms, Christopher	15:41:25	5.70
4	KB	BER	Burland, Alan Nash, Christopher		8.00
5	D	DEN	Elvstroem, Paul Elvstroem, Inge Trine		10.00
6	BL	BRA	Grael, Lars Haynes, Glein		11.70
7	KA	AUS	Cairns, Chris Anderson, John		13.00
8	K	GBR	White, Robert Campbell-James, David		14.00
9	L	FIN	Narko, Pekka Valtananen, Juha		15.00
10	G	FRG	Kaphengst, Eckart Bose, Hans-Friedrich		16.00
11	F	FRA	Loday, Yves Pichery, Bernard		17.00
12	OE	AUT	Petschel, Norbert Schlagbauer, Walter		18.00
13	Z	SUI	Zwicky, Rolf Bruellmann, Christoph		19.00
14	S	SWE	Marstrom, Goran Soderqvist, Krister		20.00
15	A	ARG	Sinistri, Sergio Hugo Ferrari, Martin B.		21.00
16	N	NOR	Ferskaug, Per Smith, Halvor Ramel		22.00
17	PR	PUR	Torruella Jr., Juan R. Diaz, Enrique		23.00
18	KF	FIJ	Philp, Anthony Colin Hewett, Bruce		24.00
19	TK	TUR	Caykovski, Aleksandr Ozkan, Ertugrul		25.00
	KC	CAN	Sweeney, David Sweeney, Brian		27.00 DNF

Tornado Class
Delta Course Race 7 / Aug. 08

Classe tornado
Parcours delta course 7 / 08 Aout

POS	SAIL VOILE	CTRY	NAME	TIME TEMPS	POINTS
1	KA	AUS	Cairns, Chris Anderson, John	15:39:00	0.00
2	H	HOL	Van Bladel, Wilhelmus Lambriex, Huub	15:39:37	3.00
3	KB	BER	Burland, Alan Nash, Christopher	15:39:40	5.70
4	OE	AUT	Petschel, Norbert Schlagbauer, Walter		8.00
5	D	DEN	Elvstroem, Paul Elvstroem, Inge Trine		10.00
6	KC	CAN	Sweeney, David Sweeney, Brian		11.70
7	K	GBR	White, Robert Campbell-James, David		13.00
8	S	SWE	Marstrom, Goran Soderqvist, Krister		14.00
9	N	NOR	Ferskaug, Per Smith, Halvor Ramel		15.00
10	US	USA	Smyth, Randy Glaser, Jay		16.00
11	G	FRG	Kaphengst, Eckart Bose, Hans-Friedrich		17.00
12	BL	BRA	Grael, Lars Haynes, Glein		18.00
13	F	FRA	Loday, Yves Pichery, Bernard		19.00

POS	SAIL VOILE	CTRY	NAME	TIME TEMPS	POINTS
14	L	FIN	Narko, Pekka Valtananen, Juha		20.00
15	Z	SUI	Zwicky, Rolf Bruellmann, Christoph		21.00
16	PR	PUR	Torruella Jr., Juan R. Diaz, Enrique		22.00
17	A	ARG	Sinistri, Sergio Hugo Ferrari, Martin B.		23.00
18	KF	FIJ	Philp, Anthony Colin Hewett, Bruce		24.00
	KZ	NZL	Sellers, Rex Timms, Christopher		27.00 DNS
	TK	TUR	Caykovski, Aleksandr Ozkan, Ertugrul		27.00 DNF

Tornado Class
Race Summary / Aug. 08

Classe tornado
Sommaire des courses / 08 Aout

POS	SAIL VOILE	CTRY	NAME	RACE / COURSE							POINTS TOTAL	POINTS NET
				1	2	3	4	5	8	7		
1	KZ	NZL	Sellers, Rex Timms, Christopher	3	2	1	2	1	2	DNS	41.70	14.70
2	US	USA	Smyth, Randy Glaser, Jay	1	DNF	7	1	4	1	10	64.00	37.00
3	KA	AUS	Cairns, Chris Anderson, John	4	16	3	RET	2	6	1	77.40	50.40
4	D	DEN	Elvstroem, Paul Elvstroem, Inge Trine	6	3	5	3	14	4	5	71.10	51.10
5	KB	BER	Burland, Alan Nash, Christopher	8	6	4	6	7	YMP	3	67.50	53.50
6	K	GBR	White, Robert Campbell-James, David	2	5	2	8	6	7	7	67.70	53.70
7	BL	BRA	Grael, Lars Haynes, Glein	5	8	14	11	3	5	12	94.70	74.70
8	F	FRA	Loday, Yves Pichery, Bernard	DSQ	1	9	10	9	10	13	108.00	81.00
9	KC	CAN	Sweeney, David Sweeney, Brian	7	12	8	7	8	DNF	6	110.70	83.70
10	S	SWE	Marstrom, Goran Soderqvist, Krister	11	4	13	4	12	13	8	103.00	84.00
11	H	HOL	Van Bladel, Wilhelmus Lambriex, Huub	DSQ	7	11	5	10	DSQ	2	113.00	86.00
12	OE	AUT	Petschel, Norbert Schlagbauer, Walter	9	9	10	16	11	11	4	110.00	88.00
13	G	FRG	Kaphengst, Eckart Bose, Hans-Friedrich	10	15	15	9	16	9	11	127.00	105.00
14	Z	SUI	Zwicky, Rolf Bruellmann, Christoph	13	10	6	14	DSQ	12	15	132.70	105.70
15	A	ARG	Sinistri, Sergio Hugo Ferrari, Martin B.	15	14	12	13	5	14	17	131.00	108.00
16	L	FIN	Narko, Pekka Valtananen, Juha	12	11	16	12	17	8	14	132.00	109.00
17	N	NOR	Ferskaug, Per Smith, Halvor Ramel	14	13	17	15	15	15	9	140.00	117.00
18	PR	PUR	Torruella Jr., Juan R. Diaz, Enrique	16	17	18	17	13	16	16	155.00	131.00
19	KF	FIJ	Philp, Anthony Colin Hewett, Bruce	17	18	DNF	18	19	17	18	170.00	143.00
20	TK	TUR	Ozkan, Ertugrul Caykovski, Aleksandr	18	19	19	19	18	18	DNF	174.00	147.00

'KB' WAS AWARDED 3.4 POINTS BY THE JURY IN RACE 6

'KB' SE SAIT ACCORDE 3.4 POINTS PAR LE JURY DANS COURSE 6

470 Class
Bravo Course Race 1 / July 31Classe 470
Parcours bravo course 1 / 31 Juil

POS	SAIL VOILE	CTRY	NAME	TIME TEMPS	POINTS
1	G	FRG	Hunger, Wolfgang Hunger, Joachim	15:27:25	0.00
2	F	FRA	Peponnet, Thierry Pillot, Luc	15:27:52	3.00
3	E	ESP	Doreste, Luis Molina, Roberto	15:27:59	5.70
4	L	FIN	Von Koskull, Peter Von Koskull, Johan		8.00
5	I	ITA	Chieffi, Tommaso Chieffi, Enrico		10.00
6	H	HOL	Stavenuiter, John Alkemade, Guido		11.70
7	Z	SUI	Favre, Charles Du Bois, Luc		13.00
8	KZ	NZL	Evans, Peter Reeves, Sean		14.00
9	KC	CAN	McLaughlin, Frank Tenhove, Martin		15.00
10	US	USA	Benjamin, Stephen Steinfeld, H. Christopher		16.00
11	J	JPN	Takagi, Yutaka Yamamoto, Satoru		17.00
12	S	SWE	Loven, Dan Holmberg, Magnus		18.00
13	IS	ISR	Brokman, Shimshon Fridlander, Eitan		19.00
14	K	GBR	Foster, Catherine Newlands, Peter		20.00
15	IND	IND	Tarapore, Farokh Bhandari, Dhruv		21.00
16	TA	TPE	Lim, Kui-Aon Lim, Yal-Aon		22.00
17	BL	BRA	Paradeda, Marco Nehn, Rolf		23.00
18	IL	ISL	Jonasson, Gunnlaugur Petursson, Jon		24.00
19	MX	MEX	Megenthaler, Hermann Terrones, Alejandro		25.00
20	PK	PAK	Sadid, Munir Zakaullah, Mohammad		26.00
21	X	CHI	Gonzalez, Alberto Barahona, Juan		27.00
22	KV	IVB	Barker, Keith Barker, Peter		28.00
23		SRI	Jirasinha, Lalin Dias, Ranil		29.00
24	VI	ISV	Zucker, Erik Tervo, Trace		30.00
25	CI	CAY	Bodden, John Ebanks, Carson		31.00
	KA	AUS	Tillett, Chris Lumb, Richard		35.00 DSQ
	A	ARG	Ingoyen, Carlos A. Heredia, Gonzalo		35.00 DSQ
	CH	CHN	Xu, Xianyuan Zheng, Kaiping		35.00 DSQ

470 Class
Bravo Course Race 2 / Aug. 01Classe 470
Parcours bravo course 2 / 01 Aout

POS	SAIL VOILE	CTRY	NAME	TIME TEMPS	POINTS
1	E	ESP	Doreste, Luis Molina, Roberto	16:12:00	0.00
2	US	USA	Benjamin, Stephen Steinfeld, H. Christopher	16:14:00	3.00
3	A	ARG	Irigoyen, Carlos A. Heredia, Gonzalo	16:15:00	5.70
4	J	JPN	Takagi, Yutaka Yamamoto, Satoru		8.00
5	I	ITA	Chieffi, Tommaso Chieffi, Enrico		10.00
6	L	FIN	Von Koskull, Peter Von Koskull, Johan		11.70
7	K	GBR	Foster, Catherine Newlands, Peter		13.00

POS	SAIL VOILE	CTRY	NAME	TIME TEMPS	POINTS
8	IS	ISR	Brokman, Shimshon Fridlander, Eitan		14.00
9	F	FRA	Peponnet, Thierry Pillot, Luc		15.00
10	KC	CAN	McLaughlin, Frank Tenhove, Martin		16.00
11	KA	AUS	Tillett, Chris Lumb, Richard		17.00
12	IL	ISL	Jonasson, Gunnlaugur Petursson, Jon		18.00
13	G	FRG	Hunger, Wolfgang Hunger, Joachim		19.00
14	Z	SUI	Favre, Charles Du Bois, Luc		20.00
15	KZ	NZL	Evans, Peter Reeves, Sean		21.00
16	BL	BRA	Paradeda, Marco Nehn, Rolf		22.00
17	S	SWE	Loven, Dan Holmberg, Magnus		23.00
18	MX	MEX	Megenthaler, Hermann Terrones, Alejandro		24.00
19	H	HOL	Stavenuiter, John Alkemade, Guido		25.00
20	IND	IND	Tarapore, Farokh Bhandari, Dhruv		26.00
21	PK	PAK	Sadid, Munir Zakaullah, Mohammad		27.00
22	X	CHI	Gonzalez, Alberto Barahona, Juan		28.00
23	TA	TPE	Lim, Kui-Aon Lim, Yal-Aon		29.00
24	CH	CHN	Xu, Xianyuan Zheng, Kaiping		30.00
25	KV	IVB	Barker, Keith Barker, Peter		31.00
26	VI	ISV	Zucker, Erik Tervo, Trace		32.00
27	CY	SRI	Jirasinha, Lalin Dias, Ranil		33.00
28	CI	CAY	Bodden, John Ebanks, Carson		34.00

470 Class
Bravo Course Race 3 / Aug. 02Class 470
Parcours bravo course 3 / 02 Aout

POS	SAIL VOILE	CTRY	NAME	TIME TEMPS	POINTS
1	US	USA	Benjamin, Stephen Steinfeld, H. Christopher	15:38:00	0.00
2	H	HOL	Stavenuiter, John Alkemade, Guido	15:39:00	3.00
3	G	FRG	Hunger, Wolfgang Hunger, Joachim	15:40:00	5.70
4	I	ITA	Chieffi, Tommaso Chieffi, Enrico		8.00
5	E	ESP	Doreste, Luis Molina, Roberto		10.00
6	L	FIN	Von Koskull, Peter Von Koskull, Johan		11.70
7	J	JPN	Takagi, Yutaka Yamamoto, Satoru		13.00
8	A	ARG	Irigoyen, Carlos A. Heredia, Gonzalo		14.00
9	K	GBR	Foster, Catherine Newlands, Peter		15.00
10	KZ	NZL	Evans, Peter Reeves, Sean		16.00
11	IS	ISR	Brokman, Shimshon Fridlander, Eitan		17.00
12	IND	IND	Tarapore, Farokh Bhandari, Dhruv		18.00
13	Z	SUI	Favre, Charles Du Bois, Luc		19.00
14	F	FRA	Peponnet, Thierry Pillot, Luc		20.00



POS	SAIL VOILE	CTRY	NAME	TIME TEMPS	POINTS
15	S	SWE	Loven, Dan Holmberg, Magnus		21.00
16	BL	BRA	Paradedada, Marco Nehn, Rolf		22.00
17	TA	TPE	Lim, Kui-Aon Lim, Yal-Aon		23.00
18	KA	AUS	Tillett, Chris Lumb, Richard		24.00
19	IL	ISL	Jonasson, Gunnlaugur Petursson, Jon		25.00
20	KC	CAN	McLaughlin, Frank Tenhove, Martin		26.00
21	PK	PAK	Sadid, Munir Zakaullah, Mohammad		27.00
22	X	CHI	Gonzalez, Alberto Barahona, Juan		28.00
23	MX	MEX	Megenthaler, Hermann Terrones, Alejandro		29.00
24	CH	CHN	Xu, Xianyuan Zheng, Kaiping		30.00
25	KV	IVB	Barker, Keith Barker, Peter		31.00
26	CI	CAY	Bodden, John Ebanks, Carson		32.00
27	CY	SRI	Jirasinha, Lalin Dias, Ranil		33.00
28	VI	ISV	Zucker, Erik Tervo, Trace		34.00

470 Class **Classe 470**
Bravo Course Race 4 / Aug. 03 **Parcours bravo course 4 / 03 Aout**

POS	SAIL VOILE	CTRY	NAME	TIME TEMPS	POINTS
1	I	ITA	Chieffi, Tommaso Chieffi, Enrico	15:56:00	0.00
2	E	ESP	Doreste, Luis Molina, Roberto	15:57:00	3.00
3	H	HOL	Stavenuiter, John Alkemade, Guido	15:58:00	5.70
4	US	USA	Benjamin, Stephen Steinfeld, H. Christopher		8.00
5	K	GBR	Foster, Catherine Newlands, Peter		10.00
6	G	FRG	Hunger, Wolfgang Hunger, Joachim		11.70
7	L	FIN	Von Koskull, Peter Von Koskull, Johan		13.00
8	KZ	NZL	Evans, Peter Reeves, Sean		14.00
9	F	FRA	Peponnet, Thierry Pillot, Luc		15.00
10	BL	BRA	Paradedada, Marco Nehn, Rolf		16.00
11	KA	AUS	Tillett, Chris Lumb, Richard		17.00
12	J	JPN	Takagi, Yutaka Yamamoto, Satoru		18.00
13	IS	ISR	Brokman, Shimshon Fridlander, Eitan		19.00
14	A	ARG	Irigoyen, Carlos A. Heredia, Gonzalo		20.00
15	S	SWE	Loven, Dan Holmberg, Magnus		21.00
16	MX	MEX	Megenthaler, Hermann Terrones, Alejandro		22.00
17	Z	SUI	Favre, Charles Du Bois, Luc		23.00
18	KC	CAN	McLaughlin, Frank Tenhove, Martin		24.00
19	IND	IND	Tarapore, Farokh Bhandari, Dhruv		25.00
20	TA	TPE	Lim, Kui-Aon Lim, Yal-Aon		26.00
21	X	CHI	Gonzalez, Alberto Barahona, Juan		27.00

POS	SAIL VOILE	CTRY	NAME	TIME TEMPS	POINTS
22	PK	PAK	Sadid, Munir Zakaullah, Mohammad		28.00
23	KV	IVB	Barker, Keith Barker, Peter		29.00
24	CH	CHN	Xu, Xianyuan Zheng, Kaiping		30.00
25	IL	ISL	Jonasson, Gunnlaugur Petursson, Jon		31.00
26	VI	ISV	Zucker, Erik Tervo, Trace		32.00
27	CY	SRI	Jirasinha, Lalin Dias, Ranil		33.00
28	CI	CAY	Bodden, John Ebanks, Carson		34.00

470 Class **Classe 470**
Bravo Course Race 5 / Aug. 06 **Parcours bravo course 5 / 06 Aout**

POS	SAIL VOILE	CTRY	NAME	TIME TEMPS	POINTS
1	E	ESP	Doreste, Luis Molina, Roberto	15:43:00	0.00
2	BL	BRA	Paradedada, Marco Nehn, Rolf	15:44:08	3.00
3	F	FRA	Peponnet, Thierry Pillot, Luc	15:44:06	5.70
4	IS	ISR	Brokman, Shimshon Fridlander, Eitan		8.00
5	L	FIN	Von Koskull, Peter Von Koskull, Johan		10.00
6	Z	SUI	Favre, Charles Du Bois, Luc		11.70
7	G	FRG	Hunger, Wolfgang Hunger, Joachim		13.00
8	K	GBR	Foster, Catherine Newlands, Peter		14.00
9	J	JPN	Takagi, Yutaka Yamamoto, Satoru		15.00
10	PK	PAK	Sadid, Munir Zakaullah, Mohammad		16.00
11	A	ARG	Irigoyen, Carlos A. Heredia, Gonzalo		17.00
12	IND	IND	Tarapore, Farokh Bhandari, Dhruv		18.00
13	H	HOL	Stavenuiter, John Alkemade, Guido		19.00
14	X	CHI	Gonzalez, Alberto Barahona, Juan		20.00
15	TA	TPE	Lim, Kui-Aon Lim, Yal-Aon		21.00
16	KC	CAN	McLaughlin, Frank Tenhove, Martin		22.00
17	S	SWE	Loven, Dan Holmberg, Magnus		23.00
18	MX	MEX	Megenthaler, Hermann Terrones, Alejandro		24.00
19	IL	ISL	Jonasson, Gunnlaugur Petursson, Jon		25.00
20	CH	CHN	Xu, Xianyuan Zheng, Kaiping		26.00
21	VI	ISV	Zucker, Erik Tervo, Trace		27.00
22	KV	IVB	Barker, Keith Barker, Peter		28.00
23	CY	SRI	Jirasinha, Lalin Dias, Ranil		29.00
24	CI	CAY	Bodden, John Ebanks, Carson		30.00
	I	ITA	Chieffi, Tommaso Chieffi, Enrico		35.00 PMS
	KZ	NZL	Evans, Peter Reeves, Sean		35.00 PMS
	US	USA	Benjamin, Stephen Steinfeld, H. Christopher		35.00 PMS
	KA	AUS	Tillett, Chris Lumb, Richard		35.00 PMS

Yachting

Voile

470 class Bravo Course Race 6 / Aug. 07					Classe 470 Parcours bravo course 6 / 07 Aout						
POS	SAIL VOILE	CTRY	NAME	TIME TEMPS	POINTS	POS	SAIL VOILE	CTRY	NAME	TIME TEMPS	POINTS
1	F	FRA	Peponnet, Thierry Pillot, Luc	15:39:00	0.00	1	K	GBR	Foster, Catherine Newlands, Peter	15:18:00	0.00
2	IS	ISR	Brokman, Shimshon Fridlander, Eitan	15:40:00	3.00	2	US	USA	Benjamin, Stephen Steinfeld, H. Christopher	15:19:00	3.00
3	G	FRG	Hunger, Wolfgang Hunger, Joachim	15:41:00	5.70	3	KZ	NZL	Evans, Peter Reeves, Sean	15:20:00	5.70
4	KC	CAN	McLaughlin, Frank Tenhove, Martin		8.00	4	G	FRG	Hunger, Wolfgang Hunger, Joachim		8.00
5	KZ	NZL	Evans, Peter Reeves, Sean		10.00	5	IS	ISR	Brokman, Shimshon Fridlander, Eitan		10.00
6	S	SWE	Loven, Dan Holmberg, Magnus		11.70	6	F	FRA	Peponnet, Thierry Pillot, Luc		11.70
7	US	USA	Benjamin, Stephen Steinfeld, H. Christopher		13.00	7	L	FIN	Von Koskull, Peter Von Koskull, Johan		13.00
8	I	ITA	Chieffi, Tommaso Chieffi, Enrico		14.00	8	BL	BRA	Paradedda, Marco Nehn, Rolf		14.00
9	E	ESP	Doreste, Luis Molina, Roberto		15.00	9	I	ITA	Chieffi, Tommaso Chieffi, Enrico		15.00
10	A	ARG	Irigoyen, Carlos A. Heredia, Gonzalo		16.00	10	X	CHI	Gonzalez, Alberto Barahona, Juan		16.00
11	J	JPN	Takagi, Yutaka Yamamoto, Satoru		17.00	11	H	HOL	Stavenuiter, John Alkemade, Guido		17.00
12	Z	SUI	Favre, Charles Du Bois, Luc		18.00	12	Z	SUI	Favre, Charles Du Bois, Luc		18.00
13	KA	AUS	Tillett, Chris Lumb, Richard		19.00	13	KC	CAN	McLaughlin, Frank Tenhove, Martin		19.00
14	K	GBR	Foster, Catherine Newlands, Peter		20.00	14	A	ARG	Irigoyen, Carlos A. Heredia, Gonzalo		20.00
15	H	HOL	Stavenuiter, John Alkemade, Guido		21.00	15	MX	MEX	Megenthaler, Hermann Terrones, Alejandro		21.00
16	X	CHI	Gonzalez, Alberto Barahona, Juan		22.00	16	S	SWE	Loven, Dan Holmberg, Magnus		22.00
17	TA	TPE	Lim, Kui-Aon Lim, Yal-Aon		23.00	17	IND	IND	Tarapore, Farokh Bhandari, Dhruv		23.00
18	MX	MEX	Megenthaler, Hermann Terrones, Alejandro		24.00	18	J	JPN	Takagi, Yutaka Yamamoto, Satoru		24.00
19	L	FIN	Von Koskull, Peter Von Koskull, Johan		25.00	19	TA	TPE	Lim, Kui-Aon Lim, Yal-Aon		25.00
20	BL	BRA	Paradedda, Marco Nehn, Rolf		26.00	20	IL	ISL	Jonasson, Gunnlaugur Petursson, Jon		26.00
21	PK	PAK	Sadid, Munir Zakaullah, Mohammad		27.00	21	CH	CHN	Xu, Xianyuan Zheng, Kaiping		27.00
22	IL	ISL	Jonasson, Gunnlaugur Petursson, Jon		28.00	22	VI	ISV	Zucker, Erik Tervo, Trace		28.00
23	CH	CHN	Xu, Xianyuan Zheng, Kaiping		29.00	23	CY	SRI	Jirasinha, Lalin Dias, Ranil		29.00
24	VI	ISV	Zucker, Erik Tervo, Trace		30.00	E	ESP	Doreste, Luis Molina, Roberto	35.00	DNF	
25	KV	IVB	Barker, Keith Barker, Peter		31.00	PK	PAK	Sadid, Munir Zakaullah, Mohammad	35.00	DNF	
26	CY	SRI	Jirasinha, Lalin Dias, Ranil		32.00	KV	IVB	Barker, Keith Barker, Peter	35.00	DNF	
27	CI	CAY	Bodden, John Ebanks, Carson		33.00	CI	CAY	Bodden, John Ebanks, Carson	35.00	DNF	
	IND	IND	Tarapore, Farokh Bhandari, Dhruv	35.00	DNF	KA	AUS	Tillett, Chris Lumb, Richard	35.00	DNF	



470 Class
Race Summary / Aug. 08

Classe 470
Sommaire des courses / 08 Aout

POS	SAIL VOILE	CTRY	NAME	RACE / COURSE							POINTS TOTAL	POINTS NET
				1	2	3	4	5	8	7		
1	E	ESP	Doreste, Luis Molina, Roberto	3	1	5	2	1	9	DNS	68.70	33.70
2	US	USA	Benjamin, Stephen Steinfeld, H. Christopher	10	2	1	4	PMS	7	2	78.00	43.00
3	F	FRA	Peponne, Thierry Pillot, Luc	2	9	14	8	3	1	6	69.40	49.40
4	G	FRG	Hunger, Wolfgang Hunger, Joachim	1	13	3	6	DSQ	3	4	85.10	50.10
5	I	ITA	Chieffi, Tommaso Chieffi, Enrico	5	5	4	1	PMS	8	9	92.00	57.00
6	L	FIN	Von Koskull, Peter Von Koskull, Johan	4	6	6	7	5	18	7	91.40	67.40
7	K	GBR	Foster, Catherine Newlands, Peter	14	7	9	5	7	13	1	90.00	70.00
8	IS	ISR	Brokman, Shimshon Fridlander, Eitan	13	8	11	12	4	2	5	89.00	70.00
9	H	HOL	Stavenuiter, John Alkemade, Guido	6	19	2	3	12	14	11	100.40	75.40
10	A	ARG	Irigoyen, Carlos A. Heredia, Gonzalo	DSQ	3	8	13	10	10	14	125.70	90.70
11	J	JPN	Takagi, Yutaka Yamamoto, Satoru	11	4	7	11	8	DSQ	18	128.00	93.00
12	Z	SUI	Favre, Charles Du Elois, Luc	7	14	13	16	6	11	12	120.70	98.70
13	BL	BRA	Paradedda, Marco Nehn, Rolf	17	16	16	9	2	19	8	124.00	99.00
14	KZ	NZL	Evans, Peter Reeves, Bean	8	15	10	DSQ	PMS	5	3	136.70	101.70
15	KC	CAN	McLaughlin, Frank Tenhove, Martin	9	10	19	17	15	4	13	127.00	102.00
16	S	SWE	Loven, Dan Holmberg, Magnus	12	17	15	14	DSQ	6	16	150.70	115.70
17	IND	IND	Tarapore, Farokh Bhandari, Dhruv	15	20	12	18	11	DNF	17	164.00	129.00
18	X	CHI	Gonzalez, Alberto Barahona, Juan	21	22	21	20	13	15	10	164.00	136.00
19	TA	TPE	Lim, Kui-Aon Lim, Yal-Aon	16	23	17	19	14	16	19	166.00	137.00
20	MX	MEX	Megenthaler, Hermann Terrones, Alejandro	19	18	22	15	DSQ	17	15	177.00	142.00
21	KA	AUS	Tillett, Chris Lumb, Richard	DSQ	11	18	10	PMS	12	DNF	180.00	145.00
22	PK	PAK	Sadid, Munir Zakaulah, Mohammad	20	21	20	21	9	20	DNF	182.00	147.00
23	IL	ISL	Jonasson, Gunnlaugur Petursson, Jon	18	12	DSQ	24	16	21	20	182.00	147.00
24	CH	CHN	Xu, Xianyuan Zheng, Kaiping	DSQ	24	23	23	17	22	21	201.00	166.00
25	KV	IVB	Barker, Keith Barker, Peter	22	25	24	22	YMP	24	DNF	205.00	170.00
26	VI	ISV	Zucker, Erik Tervo, Trace	24	26	27	25	18	23	22	207.00	174.00
27	CY	SRI	Jirasinha, Lalin Dias, Ranil	23	27	26	26	20	25	23	212.00	179.00
28	CI	CAY	Bodden, John Ebanks, Carson	25	28	25	27	21	26	DNF	223.00	188.00

Olympic Boardsailing Exhibition / Women
Aug. 10 -11

Planche à voile exhibition / Femmes
10 - 11 Aout

POS	CTRY	NAME	SLALOM	FREESTYLE	LONG DISTANCE
			SLALOM	FIGURE LIBRE	COURSE CROISIERE
1	CAN	Morch, Karen	5	2	1
2	USA	Gardner-Nelson, Anne	1	3	12
3	USA	Livingston, Andrea	4	1	9
4	AUS	Braund, Melanie	3	6	6
5	ITA	Toschi, Paola	2	10	RET
6	USA	Swatek, Cheri	9	4	7
7	AUS	Kenney, Sarah	7	9	3
8	JPN	Matsunaga, Midori	13	5	5
9	CAN	Ross, Kathy	9	8	8
10	JPN	Kawahara, Kazuyo	9	12	4
11	JPN	Habino, Hiromi	5	13	14
12	AUS	Crisp, Jessica	13	14	2
13	HOL	DeJong, Jolanda	9	11	13
14	SWE	Jaensson, Ase	7	16	11
15	ISV	Penfield-Edwards, Lisa	13	7	15
16	HOL	Schaake, Heidi	13	15	10

Olympic Boardsailing Exhibition/Men
Aug. 10 -11

Planche à voile exhibition / Hommes
10 - 11 Aout

POS	CTRY	NAME	SLALOM	FREESTYLE	LONG DISTANCE
			SLALOM	FIGURE LIBRE	COURSE CROISIERE
1	AUS	Wylie, Bruce	1	3	5
2	USA	Hamm, Darren	9	1	6
3	AUS	Wilmot, Robert	4	7	2
4	FRA	Paillet, Frank	5	2	DSQ
5	USA	Eckert, Paul	7	4	13
6	USA	Nelson, Karl	2	16	8
7	USA	Gebhardt, Michael	9	6	4
8	JPN	Ishiwata, Tsunemoto	9	10	1
9	HOL	Asselbergs, Wellem	3	13	12
10	JPN	Maeji, Tatsuro	5	11	10
11	MEX	Dzib, Nilo	13	5	9
12	JPN	Tsuchiva, Atsushi	13	9	3
13	ITA	Loi, Maurizio	13	12	7
14	HOL	Van Den Berg, Erik	7	14	DSQ
15	FRA	Lammers, Marcel	13	8	DSQ
16	HOL	Van Marken, Joan	9	15	11

Closing Ceremonies/Les Ceremonies de Cloture



*The Los Angeles
Memorial Coliseum (92,516)*





Sequence of events

The prelude to the Closing Ceremonies began at precisely 1845. Following a fanfare, seven Olympic marathon medalists were introduced. They were:

- Kee Chung Sohn (KOR) gold medalist in Berlin, 1936
- Reinaldo Gorno (ARG) silver medalist in Helsinki, 1952
- Alain Mimoun (FRA) gold medalist in Melbourne, 1956
- Barry Magee (NZL) bronze medalist in Rome, 1960
- Basil Heatley (GBR) silver medalist in Tokyo, 1964
- Kenji Kimihara (JPN) silver medalist in Mexico City, 1968
- Frank Shorter (USA) gold medalist in Munich, 1972 and silver medalist in Montreal, 1976

Following the introduction of the marathon medalists, the attention of the crowd was directed to the giant television screen in the stadium, while it awaited the arrival of the marathon finishers.

Carlos Lopes (POR) was the first marathoner to enter the stadium (at 1907) with John Treaty (IRL) and Charles Spedding (GBR) running together 200 meters back. Lopes was the winner at 2:09.21 (crossing the line at 1909). Treacy began to move away from Spedding on the backstraight and Spedding had to be content with the bronze medal. At 1952, Dieudonne Lamothe (HAI) became the 78th and last finisher in the race.

2001: The medal ceremony for the men's marathon began. The medals were presented by H.E. Juan Antonio Samaranch, president of the IOC, assisted by Primo Nebiolo, president of the IAAF.

Lopes' time of 2:09.21 broke the Olympic record of 2:09.55 set by Waldemar Cierpinski (GDR) in 1976 in Montreal.

2010: The medal ceremony for the equestrian individual jumping competition commenced. The three medal winning combinations of horse and rider paraded into the stadium, with the riders proceeding to the victory stand. The medals were presented by Lord Killanin, honorary life president of the IOC, and Fritz O. Widner, secretary-general of the International Equestrian Federation. The gold medal was won by Joe Fargis (USA), the silver medal by Conrad Homfeld (USA) and bronze medal by Heidi Robbani (SUI). This was the final medal ceremony of the Games of the XXIIIrd Olympiad.

2022: The All-American Olympic marching band began to enter the stadium. They proceeded down the aisles of the peristyle.

2025: The parade of the national flags began, followed by the parade of athletes, who entered as a group rather than by nation. A few of the flag bearers included Ulrike Meyfarth (FRG), gold medal winner in the women's high jump; Sebastian Coe (GBR), gold medal winner in the men's 1500 meters and silver medal winner in the men's 800 meters; Ria Stalman (HOL), gold medalist

in the women's discus and Jeff Blatnick (USA), gold medalist in Greco-Roman wrestling. The parade of athletes took 28 minutes, as the athletes wanted to hold onto their last "moment of glory" in these Olympic Games, ignoring several pleas by the public address announcer to clear the track.

Once the track was cleared, the flags of Greece, the United States and Korea were raised as their respective national anthems were played. (Took 3:15.)

2058: Samaranch, Tom Bradley, mayor of Los Angeles, and Bo Hyun Yum, mayor of Seoul, met on the podium to exchange the Antwerp flag, the first time this had been done in the closing ceremonies. Bradley was assisted by Paul Ziffren, chairman of the LAOOC, and Harry Usher, executive vice president and general manager of the LAOOC.

2103: The Seoul City Dance Theater performed the "Buchae-Chum," a traditional Korean folk dance.

2105: It was followed by the Dance Theater of Harlem, doing the finale of George Balanchine's Stars and Stripes Ballet.

2111: Peter Ueberroth, president of the LAOOC, was introduced for his closing remarks and received a one-minute standing ovation. He spoke for just under three minutes, then introduced Samaranch, who thanked everyone involved with the Los Angeles Games. Samaranch then presented Ueberroth with the Olympic Order in gold. His speech took just over five minutes.

2121: The Olympic flag was lowered and marched out of the stadium. At 2128, the flame was extinguished.

After the flame was extinguished, while the lights were still out, the crowd was instructed to turn on flashlights that had been placed underneath the seats. At 2130, an imaginary spaceship appeared over the peristyle, where it hovered for nearly four minutes and then disappeared.

2134: Fire and smoke appeared in the peristyle followed by a laser show.

2137: An "extra-terrestrial being" appeared next to the torch and announced that the fireworks show would begin.

2138: The fireworks show began honoring all previous Olympic Games of the modern era. It lasted for 26 minutes, possibly the longest fireworks display ever.

2205: Recording artist Lionel Richie appeared to do a slightly reworded version of his hit single "All Night Long," a production number featuring breakdancers, a dazzling water display and more fireworks.

2214: Four more minutes of fireworks began, which closed the show.

2219: The show ended with the words "We'll See You In Seoul."

Chronologie des Evenements

Les cérémonies de clôture commencèrent à 18h45 exactement par une fanfare et la présentation de sept médaillés olympiques de marathon:

- Kee Chung Sohn (KOR) médaille d'or—Berlin 1936
- Reinaldo Gorno (ARG) médaille d'argent—Helsinki 1952
- Alain Mimoun (FRA) médaille d'or—Melbourne 1956
- Barry Magee (NZL) médaille de bronze—Rome 1960
- Basil Heatley (GBR) médaille d'argent—Tokyo 1964
- Kenji Kimihara (JPN) médaille d'argent—Mexico 1968
- Frank Shorter (USA) médaille d'or—Munich 1972—et médaille d'argent—Montreal 1976

Après cette présentation et en attendant l'arrivée du marathon 1984, l'attention de la foule fut dirigée vers l'écran de télévision géant du stade qui présentait le déroulement de la course.

Carlos Lopes (POR) fut le premier (à 19h07) à pénétrer sur le stade, suivi à 200 mètres de John Treaty (IRL) et de Charles Spedding (GBR) au coude à coude. Lopes terminait en 2:09:21 (il passa la ligne d'arrivée à 19h09) tandis que Treaty commençait à se détacher de Spedding sur la ligne opposée, ce dernier devant se contenter de la médaille de bronze. A 19h52, Dieudonné Lamothe (HAI) était le soixante-dix-huitième et dernier concurrent à terminer l'épreuve.

20h01: Commençait la cérémonie de remise des médailles du marathon masculin. Les médailles étaient décernées par Son Excellence, Monsieur Juan Antonio Samaranch, Président du CIO, et par Primo Nebiolo, Président de l'IAAF.

Le temps de Lopes (2:09:21) améliorerait le record olympique établi par Waldemar Cierpinski (GDR) en 1976 à Montréal (2:09:55).

20h10: Commençait la cérémonie de remise des médailles du contours individuel de saut d'obstacles. Les trois vainqueurs défilèrent à cheval dans le stade puis les cavaliers se dirigèrent vers le podium. Les médailles étaient remises par Lord Killanin, Président Honoraire du CIO, et par Fritz O. Widmer, Secrétaire Général de la Fédération Internationale des Sports Equestres. La médaille d'or avait été remportée par Joe Fargis (USA), la médaille d'argent par Conrad Homfeld (USA) et la médaille de bronze par la suisse Heidi Robbani. Ainsi prenait fin la dernière cérémonie de remise de médailles des Jeux de la XXIIIe Olympiade.

20h22: Le All-American Olympic Marching Band pénétrait sur le stade et prenait place dans les travées du péristyle.

20h25: Commençait le défilé des drapeaux nationaux, suivi du défilé des athlètes qui se présentaient tous ensemble et non plus par pays. Parmi les porte-drapeaux, on reconnaissait Ulrike Meyfarth (FRG), médaille d'or du saut en hauteur féminin; Sebastian Coe (GBR), médaille d'or du 1.500m masculin et médaille d'argent du 800m masculin; Ria Stalman (HOL),

médaille d'or du lancer du disque féminin et Jeff Blatnick (USA), une des médailles d'or de lutte gréco-romaine. Le défilé des athlètes dura 28 minutes, car les athlètes souhaitant faire durer leur "moment de gloire olympique" ignorèrent plusieurs injonctions de l'annonceur les incitant à quitter la piste.

Une fois la piste libérée, les couleurs de la Grèce, des Etats-Unis et de la Corée furent envoyés tandis que retentissaient les hymnes nationaux (durée: 3:15).

20h58: Messieurs Samaranch, Bradley, maire de Los Angeles, et Bo Hyun Yum, maire de Séoul se réunirent au milieu du stade pour la transmission du drapeau d'Anvers, événement qui intervenait pour la première fois dans le cadre des cérémonies de clôture. Monsieur Bradley était assisté de Monsieur Paul Ziffren, Président du Conseil d'Administration du LAOOC, et de Monsieur Harry Usher, Vice-Président Directeur Général du LAOOC.

21h03: Les Ballets de la ville de Séoul interprétaient la "Buchae-Chum", danse traditionnelle de la Corée.

21h05: Les Ballets de Harlem interprétaient le final de Star and Stripes, chorégraphie de George Balanchine.

21h11: Monsieur Peter Ueberroth, Président du LAOOC, montait sur le podium pour prononcer son allocution de clôture, porté par une extraordinaire ovation qui se poursuivit pendant une minute. Après avoir parlé pendant un peu moins de trois minutes, il passa la parole à Monsieur Samaranch qui, pendant les cinq minutes de son discours, prit soin de remercier toutes les personnes ayant participé aux Jeux de Los Angeles. Monsieur Samaranch décora ensuite Monsieur Ueberroth de la médaille d'or de l'Ordre Olympique.

21h21: Les couleurs olympiques étaient amenées puis emportées à l'extérieur du stade. A 21h28, la flamme olympique était éteinte.

Les lumières du stade s'éteignirent alors, tandis que les spectateurs étaient priés d'allumer les lampes de poche que l'on avait placées sous leurs sièges. A 21h30, un vaisseau spatial fantastique surgit au-dessus du péristyle, évolua pendant à peu près quatre minutes et disparut.

21h34: Des flammes et de la fumée enveloppèrent le péristyle, suivies d'un spectacle au laser.

21h37: Un personnage "extra-terrestre" faisait son apparition près de la flamme olympique pour annoncer le début du feu d'artifice.

21h38: Le feu d'artifice éclatait pour célébrer les Jeux Olympiques de l'ère moderne. Il devait durer vingt-six minutes, battant, selon toutes probabilités, les records de durée qui avaient pu être établis pour ce type de spectacle.

22h05: Lionel Richie entrait en scène pour interpréter une nouvelle version de son grand succès "All Night Long."

22h14: C'était le bouquet final du feu d'artifice qui dura quatre minutes.

22h19: Le spectacle se terminait sur les mots de "We'll See You in Seoul . . . Nous nous reverrons à Séoul."

*See You in
Seoul
1988*





CITRUS ALTIUS FORTIUS



LOS ANGELES CALIFORNIA 1984

Staff of the Official Report

Editor-in-Chief

Richard B. Perelman

Managing Editors/ Volume I

Donald R. Kopriva
Richard Levin
Lynne C. Niemiec

Managing Editors/ Volume II

Greg Harney
Bruce M. Tenen

Manager of Design

Larry Klein

Managers of Marketing and Production

Bruce Dworshak
Karen Hobel

Senior Editors

Angela C. Avery
Catherine P. Chown
Carol J. Egerer
Jan Fambro
Kathleen M. Hanlon
James R. Lane
Robert Levey
Elizabeth Primrose
Claude Ruibal
Katy R. Wright

Photographic Editor

Jack Griggs

Deputy Photographic Editor

Hilary Klein

Office Manager

Sherri Rosenfeld Platt

Production Assistants

Nancy A. Bentsen
Tracy L. Fowle
Lana M. Henricks
Mary I. Kerber
Mike Rock

Contributors

Lee Aurich
Gloria Conroy
Jeanne Costanzo
Leonello G. Costanzo
Jeanne D' Amico
Paul T. Owens
Andrew Strenk

Architectural Drawings

Greg Spiess, A.I.A.
Venice, California

Design

Bright & Associates
Los Angeles, California
Keith Bright
Kara Blohm
Jo Walker
Gretchen Goldie
Kimberlee Keswick
Gregory Berman
Richard Patterson
Deborah M. Keaton
Marcia Thomas
Lindsay McGowen
Janice Okamura
Becky Tee Ward
Robin Palanker
Eva Silberman
Amy Yutani
Diana Donner-Zapata
S. Ben Takahashi
Lenore Choate

Illustrations

Ed Borrego
Steven Curry
Dennis DeBasco
Sargon Elia
Ron Falia
Brian Honda
David Meckel
Glenn Nordlow
John Simones
Mark Welz
Mimi Wong

Photography

American Broadcasting
Companies
Biltmore Hotels
Charles Blanton
Bright & Associates
Jack Carnell
Annette Del Zoppo
Deborah Dembek
Jerry DeWilde
Martin Folb
Steve Fritz
Kelley Gazin
Linda Hadas
Beatrice Hohenegger
IOPP/Stephanie Maze
Bob Kuhn
Los Angeles Airport Hilton
& Towers
Los Angeles Dodgers/
Richard Kee
Marina City Club
Anne McAuliffe
Occidental College
Karl Perry
PhotoComm
Andrew Rodney
Pete Salutos
Roger Sandler
Paul Slaughter
Lester Sloan
Steve Smith
Frank Stewart
Kim Tucker
The White House
Long Photography
Los Angeles, California
George Brich
Joe Dimaggio
Robert Hagedohm
Joanne Kalish
Mark Kauffman
Paul Kennedy
George Long
Robert Long
Tim Long
Lewis Portnoy
Jonathan Selig
Michael Yada
John Zimmerman
National Photo Pool/
Los Angeles Times
Los Angeles, California
Tony Barnard
Larry Bessel
Mark Boster
Bob Chamberlin
Rick Corrales
Jay Dickman
Pat Downs
Dave Gatley
Skeeter Hagler
Ken Hively
Jayne Kamin
Robert Lachmann
Lori Shepler
Photographs by Jack
Carnell and Frank Stewart
are from the project "10
Photographers-Olympic
Images" and are
reproduced courtesy of the
Los Angeles Center for
Photographic Studies, The
Museum of Contemporary
Art and the Olympic Arts
Festival.

Translation

Jacques Boulanger Inc.
Santa Monica, California

French text in the headings
and footnotes of the results
summaries in Volume II are
presented as produced by
the LAOOC's results system
and were not re-translated
for this Report.

Typesetting

Computer Typesetting
Services, Inc.
Glendale, California

John Obradovich
Gloria Fontana
Donald Walters
Neil Speerbrecher
Doug Kinney
Richard Duncan
Sandra Hubbard

Printing

George Rice & Sons
Los Angeles, California

Poetry preceding the text
of each volume was
reprinted from "Leaners *in
the Wind*" by Paul T.
Owens. Illustrated and
designed by Claudia J.
Sobel and published by
Tobias Jane Publishers,
1976. Reprinted with the
kind permission of the
author.

The binding of the "*Official
Report of the Games of the
XXIIIrd Olympiad*" was
done by Roswell Book-
binders in Phoenix, Arizona.

Notes on the digitized version of the Official Report of the Games of the XXIII Olympiad, Los Angeles, 1984
Volume 2: Competition Summary and Results

The digital version of the Official Report of the Games of the XXIII Olympiad was created with the intention of producing the closest possible replica of the original printed document. These technical notes are intended to describe the differences between the digital and printed documents and the technical details of the digital document.

The original document

The original paper version of the 1984 Official Report has dimensions of 10 ½ ” x 15 ¾ ” (28 x 40cm). The cover is of blue cloth with a light blue logo. The book’s title, “Official Report of the Games of the XXIII Olympiad, Los Angeles, 1984, Volume 2: Competition Summary and Results,” are printed on the spine in white lettering.

The book is 638 numbered pages, plus 8 unnumbered pages of front matter. One sheet blue heavy bond, and one sheet parchment, appear inside each of the covers. The primary font used in the book is Helvetica.

Special features of the digital version:

- * The back cover and the binding are not included in the digital version.
- * Blank pages at the front and back of the book are not represented in the digital version.
- * The cover, illustrations and photos in landscape format were rotated from vertical to horizontal to make viewing easier.
- * The images in the photographic essay at the beginning of the volume have been reduced from their original size in order that each image can fit entirely on the screen. The thumbnail images accompanying the captions at the end of the essay are hyperlinked to the full-size images.
- * The digital version includes a bookmark list, which functions as a hyperlinked table of contents. Selecting a topic heading will take you to the corresponding section in the document.

Profile of the digital version:

File name:	1984sv2.pdf
File size:	50,500 KB
Format:	Adobe Acrobat Portable document Format (PDF), Version 3.0
Source document:	Official Report of the Games of the XXIII Olympiad, Los Angeles, 1984; Volume 2: Competition Summary and Results. Los Angeles Olympic Organizing Committee. Richard B. Perelman, editor-in-chief. 1985. ISBN #0961451203
Creation Platform:	Windows 95
Conversion Software:	Adobe Capture, Adobe Acrobat 3.0, EnFocus Pitstop
Image Resolution:	72 dpi or higher for color and grayscale images
Digital Fonts:	Helvetica
Conversion Services:	Glyphica, 2224 Old Middlefield Way, Mountain View, CA 94043 www.glyphica.com

